



Annual Report for 2019-2020

Office of Risk Management

Division of Administration

Table of Contents

EXECUTIVE STAFF	5
CONTACT INFORMATION	5
VENDORS	5
MISSION	6
COVERAGES	6
EXPOSURES REPORTED	7
REPORTED EXPOSURES AS OF 06/30/2020	7
UNDERWRITING	8
COMMERCIAL INSURANCE PLACEMENT	8
BILLED PREMIUMS.....	8
UNDERWRITING ACTIVITIES.....	9
<i>Monthly Newsletter</i>	9
<i>Conferences and Consultations</i>	9
<i>Property Exposure Workshops</i>	10
<i>Building Appraisals</i>	10
<i>Consultations</i>	10
LOSS PREVENTION	11
SAFETY AUDITS AND INVESTIGATIONS	11
LOSS PREVENTION CONSULTATIONS AND TRAINING.....	11
MONTHLY SAFETY SPOTLIGHTS	11
TARGETED RISK IMPROVEMENT PROGRAM (TRIP)	11
DISASTER MANAGEMENT AND RECOVERY UNIT	12
NEW EVENTS FY20.....	12
ORM AS THE STATE’S FEMA SUB-RECIPIENT (EFF. 8/27/2012).....	12
DISASTERS THAT OCCURRED PRIOR TO AUGUST 27, 2012	13
CLAIMS	14
CASH EXPENDITURES BY LINE OF COVERAGE.....	14
NEW CLAIMS OPENED (FY20)	15
NEW CLAIMS OPENED – FIVE-YEAR TREND BY COVERAGE	15
GENERAL LIABILITY (GL).....	16
MEDICAL MALPRACTICE	17
PROPERTY CLAIMS.....	17
ROAD HAZARD CLAIMS	18
TRANSPORTATION CLAIMS (INCL. AUTO, AIRCRAFT AND MARINE VESSELS).....	18
WORKER’S COMPENSATION	19
CLAIMS BY COVERAGE AND AGENCY	20
CGL.....	20
<i>Cyber Liability</i>	23
<i>Future Medical Care Fund</i>	24
<i>Medical Malpractice</i>	24
<i>Property</i>	25
<i>Road Hazard</i>	28
<i>Transportation</i>	28

Workers Compensation	32
FINANCIAL STATEMENTS.....	37
OFFICE OF RISK MANAGEMENT	37
AUTO LIABILITY	38
AUTO PHYSICAL DAMAGE	39
BONDS AND CRIME.....	40
GENERAL LIABILITY	41
MARINE, AVIATION AND BOILER & MACHINERY	42
MEDICAL MALPRACTICE	43
PROPERTY.....	44
ROAD HAZARD.....	45
WORKERS' COMPENSATION	46
MISCELLANEOUS	47
NOTES TO THE FINANCIAL STATEMENTS	48
FUND EQUITY	57
CASH BALANCE.....	57
CASH EXPENDITURES BY CATEGORY	58
STATE COMPARISONS	59
WC CLAIMS WITH 36 MONTH MATURITY (2016/2019).....	59
WC CLAIMS WITH 12 MONTH MATURITY (2018/2019).....	61
5-YEAR CLAIM HISTORY BY DEPARTMENT AND AGENCY	63
DEPARTMENT OF CHILDREN AND FAMILY SERVICE	63
DEPARTMENT OF CIVIL SERVICE.....	64
DEPARTMENT OF CORRECTIONS	64
DEPARTMENT OF EDUCATION	66
DEPARTMENT OF HEALTH.....	68
DEPARTMENT OF INSURANCE.....	73
DEPARTMENT OF JUSTICE	73
DEPARTMENT OF NATURAL RESOURCES	74
DEPARTMENT OF PUBLIC SAFETY.....	74
DEPARTMENT OF PUBLIC SERVICE	76
DEPARTMENT OF REVENUE	76
DEPARTMENT OF STATE.....	77
DEPARTMENT OF THE TREASURY.....	77
DEPARTMENT OF TRANSPORTATION & DEVELOPME	77
DEPT OF AGRICULTURE & FORESTRY	80
DEPT OF ECONOMIC DEVELOPMENT.....	80
DEPT OF ENVIRONMENTAL QUALITY	81
DEPT. CULTURE, RECREATION, TOURISM	81
DEPT. OF PUBLIC SAFETY & CORRECTIONS – YOUTH	84
DEPT. OF WILDLIFE & FISHERIES.....	85
DIVISION OF ADMINISTRATION.....	86
EMPLOYEE BENEFIT SYSTEMS	88
EXECUTIVE BRANCH	88
INACTIVE/DEFAULT LOCATIONS.....	91
JUDICIARY	91
LA COMMUNITY & TECHNICAL COLLEGE	93
LA WORKFORCE COMMISSION	97

LEGISLATURE 98
LIEUTENANT GOVERNOR 99
LSU SYSTEM 99
LSUMC HEALTH CARE SERVICES DIV..... 102
NON-APPROPRIATED MISC. BOARDS & COMMISSI 103
SOUTHERN UNIVERSITY SYSTEM..... 104
SPECIAL SCHOOLS & EDUCATION AGY. 106
UNIVERSITY OF LOUISIANA SYSTEM 107

Executive Staff

State Risk Director:	Melissa Harris
<i>State Risk Assistant Directors:</i>	
Operations	Marsha Pemble
Litigation Management	Joseph Roussel
<i>State Risk Administrators:</i>	
Claims	Ann Wax
Underwriting, Statistics and Loss Prevention	Kristy Breaux
Disaster Management	Sherry Price
Accounting Administrator	Vickie Aaron

Contact Information

Physical Address:	1201 North Third Street, Claiborne Building, Suite G-192 Baton Rouge, Louisiana 70802
Mailing Address:	Post Office Box 91106 Baton Rouge, Louisiana 70821-9106
Telephone Numbers:	Voice: (225) 342-8500 Fax: (225) 342-8473
Public Website:	https://www.doa.la.gov/Pages/orm/Index.aspx
ORM/Sedgwick Website for State Agencies:	www.laorm.com

Vendors

Broker of Record (Broker Services for Commercial Insurance Placement)	Arthur J. Gallagher Risk Management Services, Inc. 235 Highlandia Drive, Suite 200 Baton Rouge, LA 70810 225.292.3515 www.ajg.com
Disaster Management Consultant Disaster Management, Mitigation and Recovery Expert Services	ICF 301 N Main Street, Suite 610 Baton Rouge LA 70825 https://www.icf.com
Third Party Administrator Claims Adjusting and Loss Prevention Services and RMIS System	Sedgwick Claims Management Services, Inc. P.O. Box 171816 Memphis, TN 38187-1865 https://www.sedgwick.com/ (225) 368-3500

Mission

Our mission is to develop, direct, achieve and administer a cost-effective comprehensive risk management program for all agencies, boards and commissions of the State of Louisiana and for any other entity for which the state has an equity interest, in order to preserve and protect the assets of the State of Louisiana.

Coverages

Louisiana Revised Statutes 39:1527, et seq., further designates the Office of Risk Management to be solely responsible for all Property and Casualty and Worker's Compensation insurance purchased by ORM or self-insured by ORM for all State departments, agencies, boards, and commissions.

ORM currently self-insures the following lines of coverage:

- workers' compensation and employer's liability
- property, including real property and moveable property
- equipment breakdown (boiler & machinery)
- bridge property
- surety, fidelity and performance bonds
- crime
- automobile liability and physical damage
- commercial general liability (CGL), which includes professional liability & public officials/employees
- publishers' media liability
- medical malpractice liability

ORM purchases commercial coverage in lieu of self-insurance and excess/reinsurance coverage over self-insurance for various lines including the following:

- excess property
- excess equipment breakdown
- fine arts
- cyber
- terrorism
- aviation hull and liability
- airport liability
- wet marine hull and protection and indemnity
- professional liability/general liability for student experiential learning (internships) at higher education institutions

ORM also purchases commercial coverage for SMG's operations at the Mercedes-Benz Superdome and Smoothie King Center, to satisfy the State's contractual obligation to provide workers compensation, excess general liability, and bond and crime coverage. Additional coverage information is located in the Notes to the Financial Statement under Self-Insurance Fund.

Exposures Reported

REPORTED EXPOSURES AS OF 06/30/2020			
COVERAGE	EXPOSURE	AMOUNT	Change from Prior Year
WORKER'S COMPENSATION	Regular Payroll ¹	\$3,684,935,585	\$68,753,438.00
GENERAL LIABILITY ²	Total Compensation ³	\$3,731,859,614	\$66,195,948.00
AUTOMOBILE LIABILITY	Total Miles ⁴	99,090,416	-1,1644,293
AUTO PHYSICAL DAMAGE	# of Licensed Vehicles ⁵	11,173	129
BOILER & MACHINERY	Boiler & Mach. Values	\$1,237,784,113	\$47,118,969
PROPERTY	Property Values	\$19,469,377,591	-\$214,849,707
BONDS - SI	# of FTEs + O/S Board Members ⁶	68,187	-1784
CRIME - SI	Peak Exposure- Crime ⁷	\$2,279,044	-\$360,821
MEDICAL MALPRACTICE:			
Hospitals/Medical Schools:			
	Emergency Room Visits	19,982	-31,791
	Hospital Clinic Visits	37,926	-218,201
	Hospital Patient Days	1,627	-37
	# of Babies Birthed	1	-823
	# Outpatient Surgeries	1,634	-312
	Average # of Interns/Residents	1,480	29
	Average # of Employee Physicians	915	65
	Average # of Contract Physicians	468	-64
Non-Hospitals/Medical Schools:			
	Clinic Visits	1,229,026	-241,438
	Patient Days	670,321	3,602
	Average # of Employee Physicians	126	14
	Average # of Contract Physicians	218	14
	Other Med Mal Exposures ⁸	40,852	-799
	Average # of Interns/Residents	895	119

¹ Gross Payroll for WC excludes the payroll for the Superdome and N.O. Sports Arena since they are covered under a separate commercial WC policy

² General Liability and Personal Injury Liability combined

³ Total Compensation is all Gross Payroll (including the Superdome/Arena) plus (# of O/S Board Members * 15000)

⁴ Total Miles is Total Public Vehicle Miles plus 5% of Private Vehicle Miles

⁵ Licensed vehicles include licensed trailers as well as licensed motorized vehicles

⁶ # of FTE Employees - Full time EE + Part time EE x .5 + # of O/S Board Members (Superdome/Arena has commercial bond policy so employees and 7 board members are excluded)

⁷ Peak Exposure - Crime - The total sum of the largest amount of cash on hand at any one time for each agency during the 4th quarter (Superdome/Arena have separate commercial crime policy so they are not included)

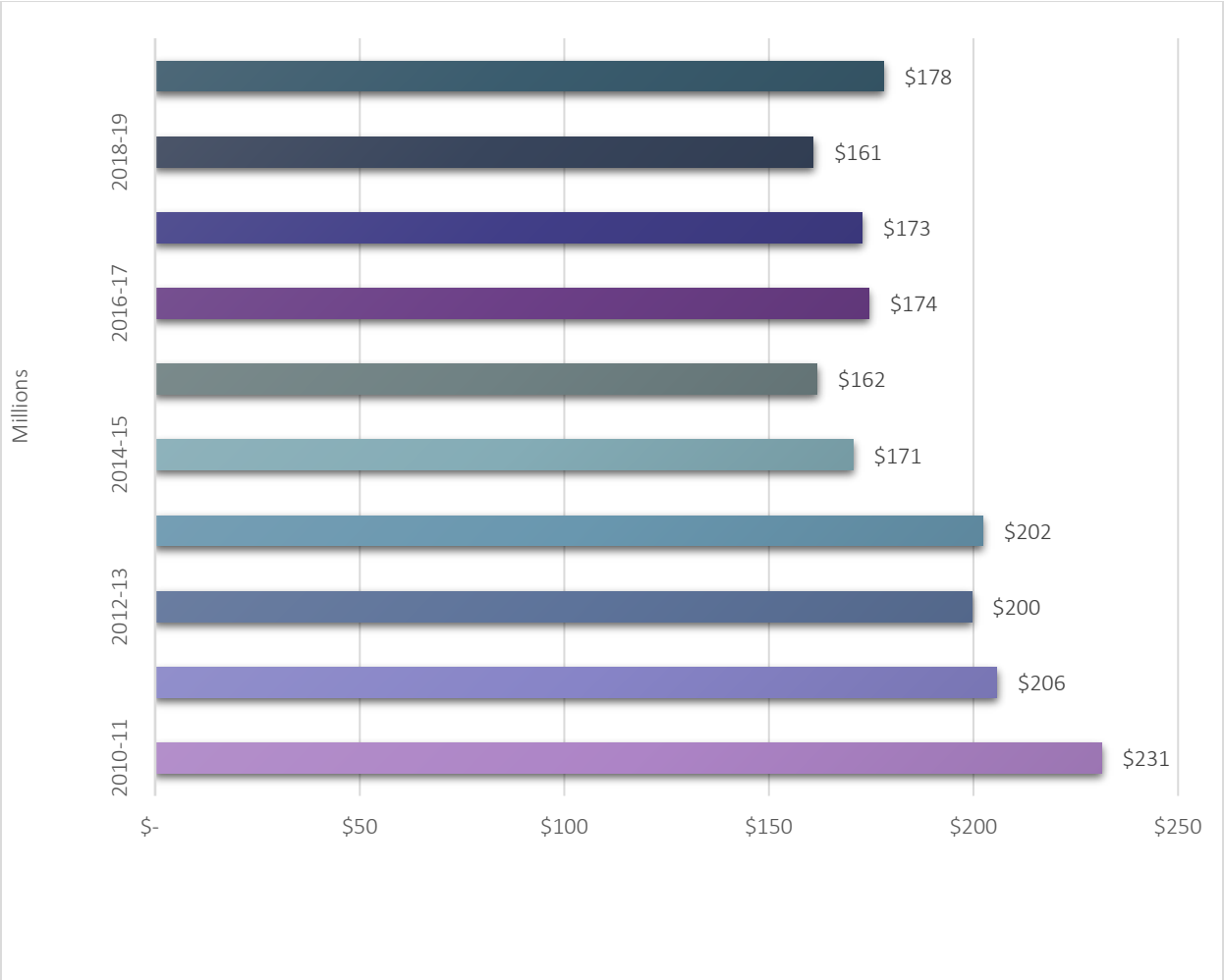
⁸ Consists primarily of nursing exposure which include medical students involved in clinical training and the exposure is per student per clinical training course per quarter.

Underwriting

Commercial Insurance Placement

The State, through its Broker, continued to build upon its market relationships to place insurance effective July 1, 2019 on total property values of \$17,689,386,272. The 2019 property marketplace hardened as a result of negative loss impacts globally beginning in 2016 to current. Property rate increases in 2019 in catastrophically-prone regions range from 20% to 400%. As a result of the negotiations last year for the 2020 fiscal year renewal, the State’s rate increase with Lloyds of London was capped at 5%. This resulted in a multimillion dollar savings for the July 1, 2019 renewal compared to others with similar risk. The Legislature’s leadership in approving Act 715 of 2014 continues to save significant dollars and reap benefits critical to the State and its ability to recover from a catastrophic event. The Commercial Insurance Placement Report can be found on the ORM website <http://www.doa.la.gov/Pages/orm/Reports.aspx>.

Billed Premiums



Underwriting Activities

Monthly Newsletter

In partnership with Gallagher, ORM sends out a Higher Education Newsletter each month to all higher education institutions relating to pertinent risk management topics or hot button issues within the realm of higher education. Reputational Risk, Barricade Devices, E-Scooter Considerations, and Collaborative Consumption Services were included in this year’s newsletters.

Conferences and Consultations

The Underwriting staff presented at several agency consultations, as well as regional and statewide conferences in FY20 as reflected in the following chart.

ORM Annual Conference Presentations

<ul style="list-style-type: none"> The Bug Stops Here! Cyber Security (Panel Discussion) 	January 29, 2020 February 12, 2020	Mark Joseph, Moderator (ORM), Dustin Glover (OTS), Lt. Col. Paul Perron (LANG), Joey Sylvester (AJG), Pablo Gonzales (Phelps Dunbar)
<ul style="list-style-type: none"> Property Exposure: Underreporting can be Risky-Don't Be Left Holding the Bill 	January 30, 2020 February 12, 2020	David Barron (ORM)
<ul style="list-style-type: none"> Insurance Requirements: Just Take Those Old Contracts Off the Shelf - Don't Try Third Party Risk Transfer By Yourself 	January 30, 2020 February 12, 2020	Mark Joseph (ORM)

Higher Education Roundtables

ORM and AJG continued the joint Higher Education (HE) Roundtables for State colleges and universities. The last HE Roundtable was moved to a virtual meeting setting, due to the pandemic. It was successful, and met with positive feedback.

Location	Date	Presenters
<ul style="list-style-type: none"> South Louisiana Community College Cyber Liability and Data Breach Liability 	October 23, 2019	Joey Sylvester (AJG), Pablo Gonzales (Phelps Dunbar)
<ul style="list-style-type: none"> ORM Annual Conference - Natchitoches and Baton Rouge, If you can't say it, you can't do it: Communicating Your Risk Management Message 	January 30, 2020 February 12, 2020	Nancy Sylvester (AJG) Paul Pousson (AJG)
<ul style="list-style-type: none"> ZOOM Virtual Meeting - COVID Talk 	April 17, 2020	Paul Pousson

Property Exposure Workshops

A Property Exposure Workshops was held on October 9, 2019. The workshops are designed for Risk Management Program participants and provide guidance on accurately interpreting and reporting various types of property to ORM. Property exposure reporting is required by all program participants and affects commercial insurance placement, premium development, and coverage in the event of a loss.

ORM was asked to present a similar presentation for the Board of Regents Fall 2019 Facility Safety Summit on September 12, 2019. ORM condensed this presentation to Higher Ed entities and gave specific examples of site wide property reporting techniques for college campuses. Most Higher Ed entities were in attendance. This Summit was held on the first floor of the Claiborne building.

Building Appraisals

There were a total of 8,917 buildings on schedule at the beginning of FY20. Of those, a total of 1,771 were appraised, 82 new buildings and 1,689 re-appraisals. Reappraisals occur on a rotating 5-year cycle. Sedgwick was unable to complete all FY20 re-appraisals due to the COVID pandemic. These appraisals were moved to FY21 cycle.

Consultations

November 7, 2019	Coverage Consultation and Presentation – Louisiana Cemetery Board	Presented coverages and services to Board personnel, to assist in identifying resources. Reviewed claims history and premium development process to allow agency to use better projections with regard to Agency budgeting.	Mark Joseph Kristy Breaux Joe Roussel
December 13, 2019	Property Exposure Walk through Consultation	Assisted agency in delineating building and contents coverage, as well as identifying misclassified contents to maximize coverage.	David Barron Mark Joseph
January 15, 2020	Coverage and Contract Review Consultation	Reviewed agency practices regarding facility use rentals as relates 3 rd party risk transfer and exploration of a TULIP (tenant-user liability insurance program)	Mark Joseph Christine Ammons

Loss Prevention

Safety Audits and Investigations

Sedgwick, ORM's TPA, completed 1,397 walkthroughs, 326 compliance reviews, 202 full audits, and 2 investigations. Sedgwick completed 95.42% of the scheduled audits and compliance reviews. The remaining 4.58% were not completed due to COVID-19 in-person restrictions.

Loss Prevention Consultations and Training

Sedgwick conducted 101 Consultations during FY20. Seventy-five training sessions (1,387 attendees) were conducted during FY20 including topics such as accident investigation, blood borne pathogens, safety meetings, supervisor responsibilities, inspections, incident investigation, job safety analyses, and forklift. Consultations included an overview of the Loss Prevention Program for new agency safety coordinators; verification of corrective actions by agencies (ex. boiler inspection deficiencies); review new exiting policies for compliance with LP requirements; guidance on walkthrough inspections; using the online system to report claims.

Monthly Safety Spotlights

In partnership with Gallagher, ORM sends out a different safety-related topic (PowerPoint and/or Word document) each month to all state agencies that they can use directly, or as a supplement, in complying with the Loss Prevention Program safety meeting requirements. Such topics include: Slips, Trips, and Falls; Hazard Communication; Electrical Safety; Freeze Prevention; Distracted Driving; Home and Personal Safety.

Targeted Risk Improvement Program (TRIP)

Each year, ORM along with Arthur J. Gallagher and Sedgwick, conducts a trend analysis discussion with representatives from each of the state's higher education institutions (universities, technical and community colleges). A five-year report across all lines of insurance is generated that includes loss information broken out by frequency and severity. For areas where trends in the data are discovered, recommendations and methods for reducing/eliminating those losses are presented to the agency. In FY 20, thirty-five (35) such meetings occurred, some in person (prior to COVID) and the rest via Zoom.

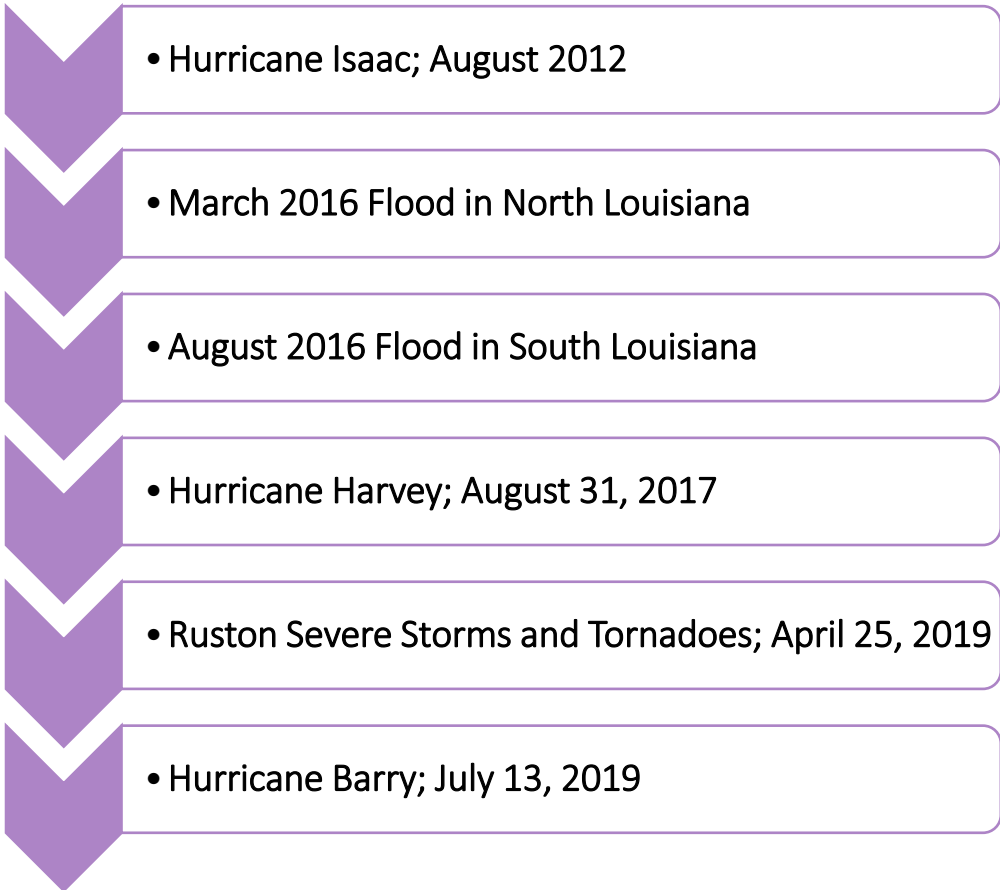
Disaster Management and Recovery Unit

New Events FY20

Hurricane Barry made two landfalls in Louisiana on July 13, 2019 as a Category 1 hurricane. The first landfall occurred at Marsh Island and the second in Intracoastal City, Louisiana. Public assistance grants for categories A-G were available for 12 parishes. An additional 14 parishes received public assistance grants for categories A and B. Additional information can be found in the *Notes to the Financial Statements*.

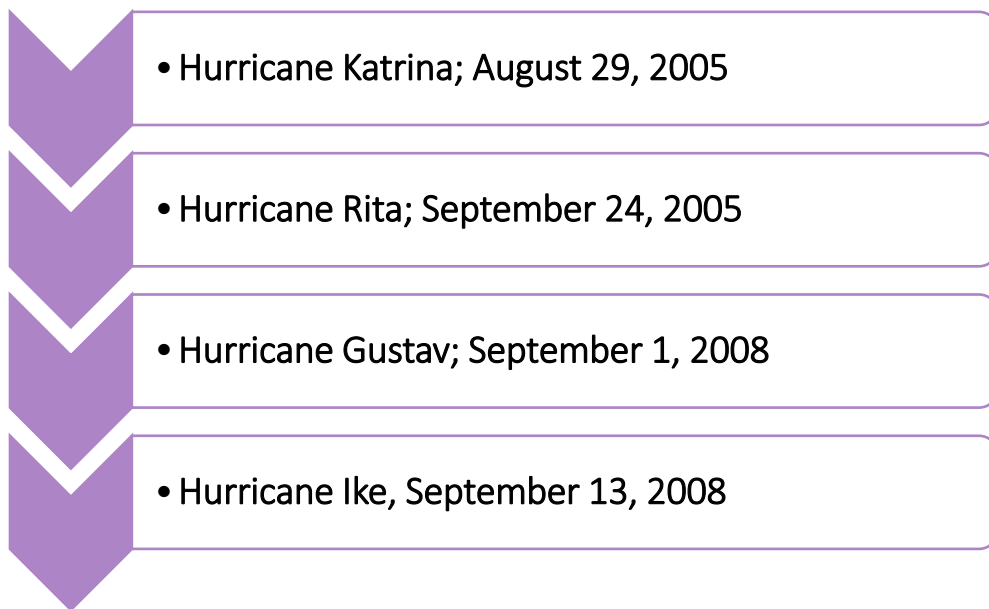
ORM as the State’s FEMA Sub-Recipient (Eff. 8/27/2012)

ORM was designated as the State’s FEMA Grant Sub-Recipient effective August 27, 2012. ORM continues to serve as the FEMA grant, sub-recipient for most categories of assistance made available for damage to State property caused by a presidentially declared disaster. ORM is also serving as the State’s Sub-recipient for HUD, CDBG-DRU grants made available to fund the State’s cost share for the two flooding events in 2016. Additional information can be found in the *Notes to the Financial Statements*.



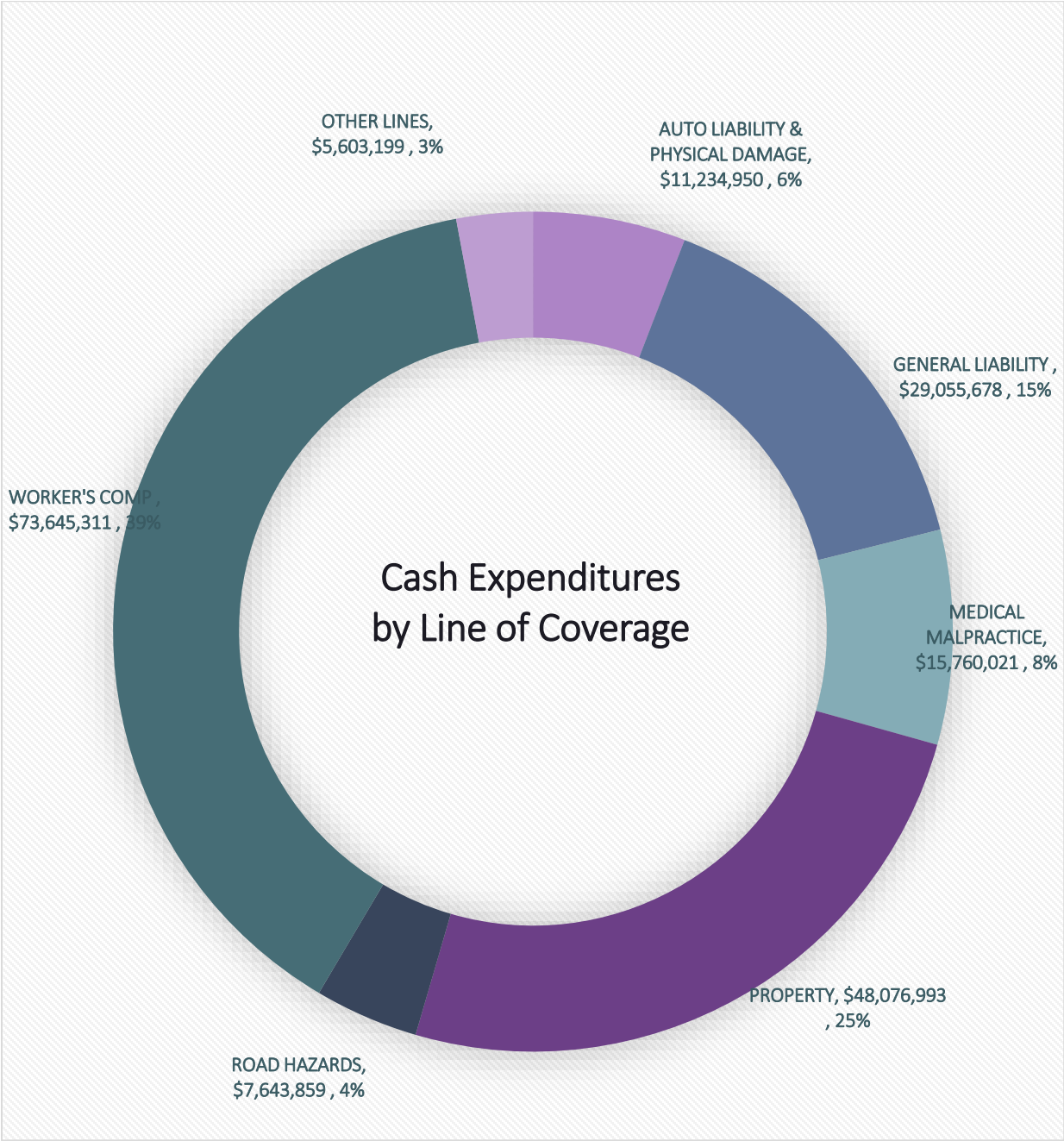
DISASTERS THAT OCCURRED PRIOR to AUGUST 27, 2012

ORM continues to support State agencies in their efforts to bring individual FEMA Project Worksheets (PWs) for the older disasters to closure. That support includes furnishing insurance payment documentation extracted from insurance claim files to support the individual FEMA PWs for all State agencies that had an insurance claim for Hurricanes Katrina, Rita, Gustav and Ike. This payment documentation is included in a reconciliation package that correlates payment documentation, such as cancelled checks, contracts and invoices to PWs that are ready for closure. This insures that no FEMA eligible damages are overlooked, thus maximizing the State's recovery. The reconciliation process also involves the identification and recovery of duplicate payments where a State agency may have been paid by both FEMA and ORM.



Claims

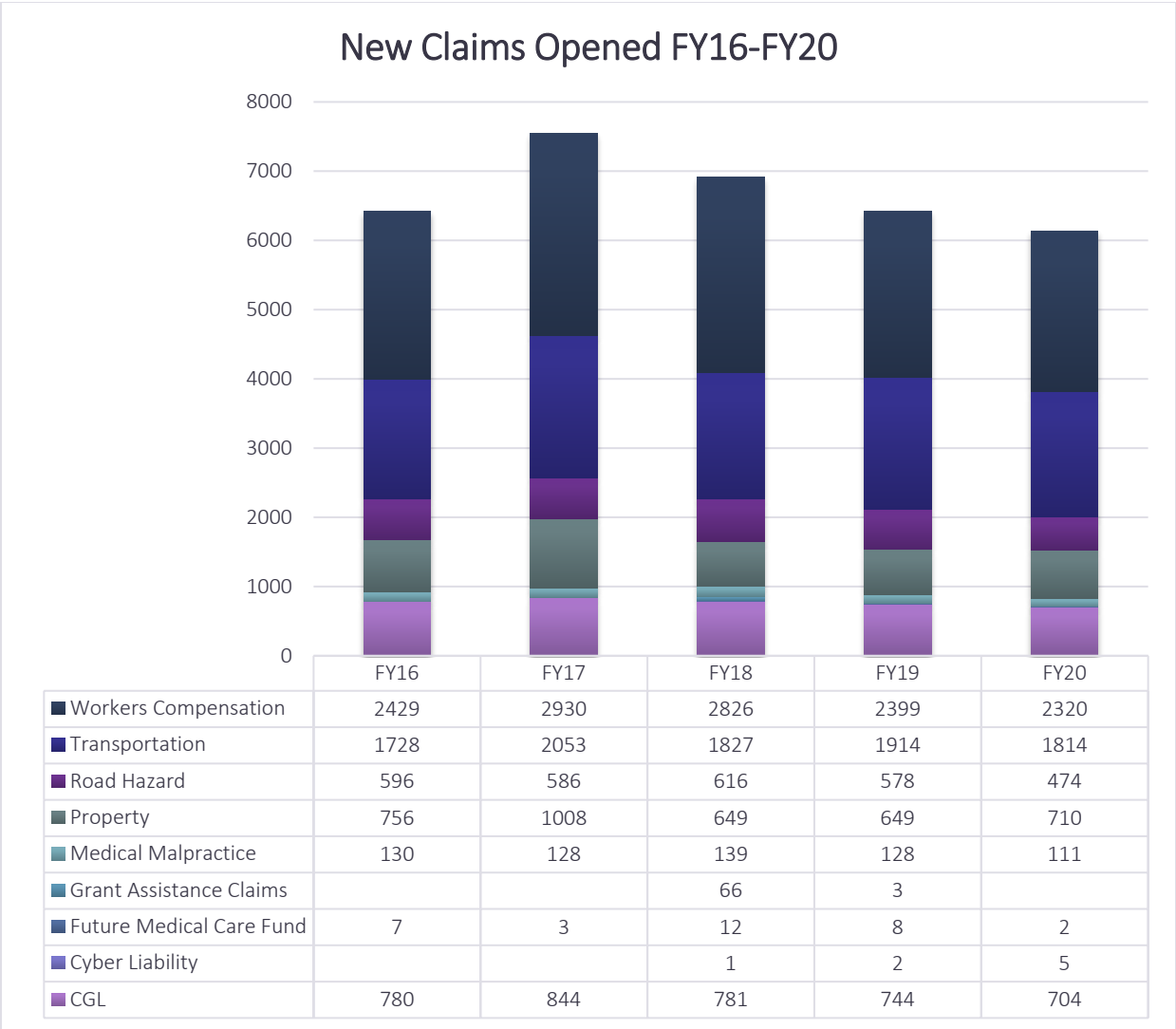
Cash Expenditures by Line of Coverage



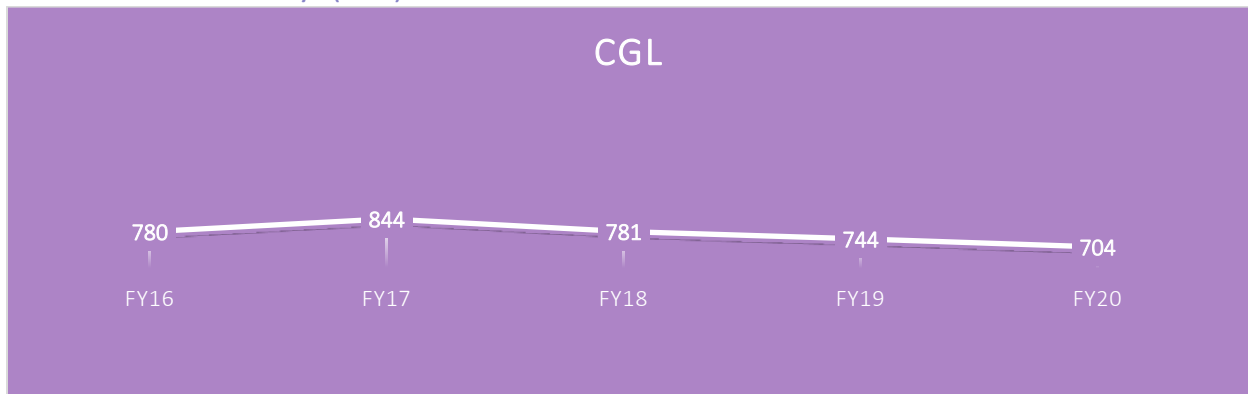
New Claims Opened (FY20)

COVERAGE	CLAIMS OPENED FY20
CGL	704
Cyber Liability	5
Future Medical Care Fund	2
Medical Malpractice	111
Property	710
Road Hazard	474
Transportation	1814
Workers Compensation	2320
Total	6140

New Claims Opened – Five-Year Trend by Coverage



General Liability (GL)



General Liability claims have shown a gradual decline over the past three (3) fiscal years. There were 140 fewer claims opened FY20 compared to FY17. However, the COVID-19 pandemic resulted in a suspension of filing deadlines as well as other delays in claims processing which may account for some of the decrease in the number of claims.

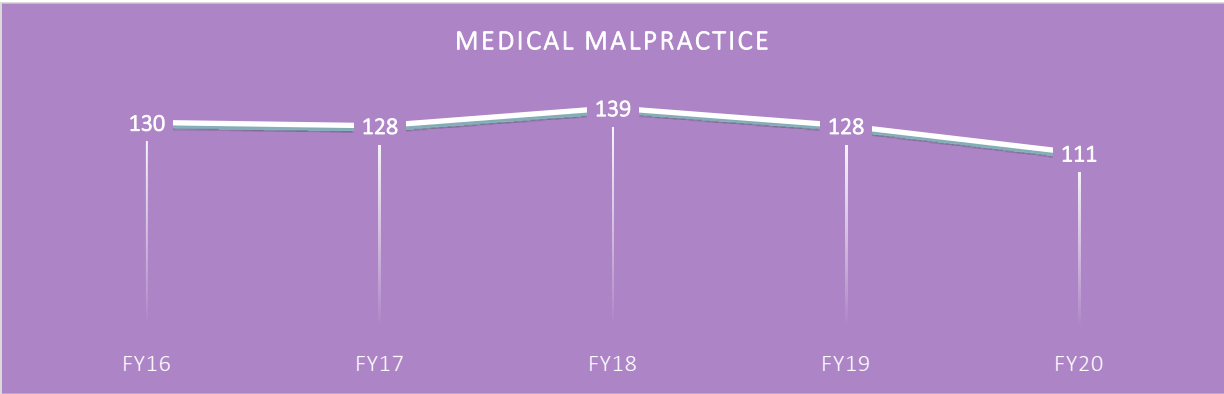
Changes in Coverage

During the 2019 Regular Legislative Session, legislation was passed relative to sexual harassment judgments and settlements (Act No. 413 effective January 1, 2020). The Act provides for reimbursement of taxpayer dollars used to pay these judgments or settlements. The Attorney General's Office is given the authority to recover sums from the defendant-harasser, which includes the amount of any judgment or settlement paid, the cost and attorney fees incurred by defending the sexual harassment claim, and the cost and attorney fees incurred in connection with the suit to obtain the reimbursement. The Act has the potential to further discourage sexual harassment in the workplace and reduce the incidence of claims.

Update on Case Law Impact

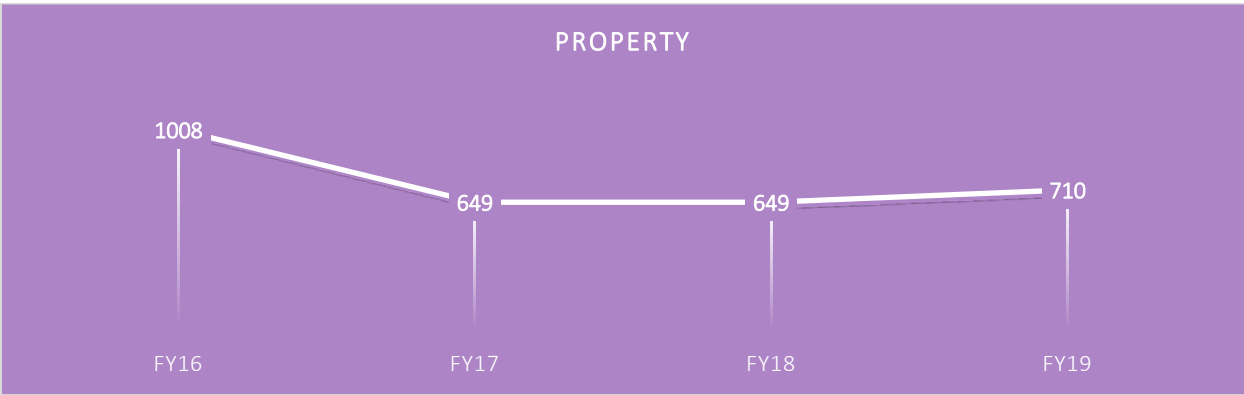
Past contributors to increased losses and jury awards also included the "Me Too" movement, the amplification of alleged traumatic brain injuries and the inflation of medical costs. During Fiscal Year 2020, the COVID-19 pandemic disrupted claims and litigation to a certain extent due to the courts' suspended deadlines, State office closures, and decrease in employees going into the workplace. However, it is likely that future tort claims may result from the pandemic as it relates to exposure to and transmission of COVID-19. In addition, the heightened public focus on deaths allegedly resulting from police misconduct, as well as the civil lawsuits resulting therefrom, have impacted, and will continue to impact, the excessive use of force and civil rights claims filed against State defendants. Future cases will likely address the duty of an officer to intervene when observing an excessive use of force. These cases have the potential to have an adverse impact on several pending general liability claims.

Medical Malpractice



Trends in contractual agreements are raising coverage issues. Since privatization, the Health Science Centers are relying upon private physicians at private health care facilities to assist in the clinical educational development of the State’s students, interns, residents and fellows. The agreements name the private physicians as voluntary Gratis Faculty members who provide instruction and supervision of the state’s scholars. In exchange, the state is providing defense and potential indemnity solely in their capacity as instructors and supervisors of the scholars, and to the extent the scholars fault can be imputed to them as instructor and/or supervisor. We are also seeing private health care facilities with their own graduate programs sponsoring LSU enrolled graduate students in exchange for post-graduate employment commitments and they are providing professional liability coverage dependent upon the contract to some, but not others. Due to the narrow scope and limitations provided under LAS R.S. 40:1237.1 Medical Liability for State Services, we have been able to avoid any non-tort allegations or extra-contractual allegations by means of motion practices.

Property Claims

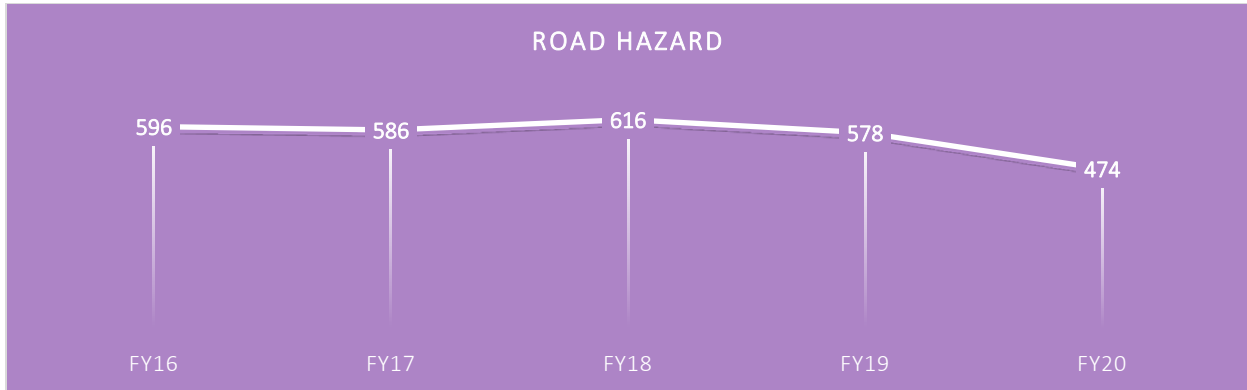


There were 710 new claims received and 801 closed. The average pending claim count was 1,100 throughout the fiscal year. The ORM property staff oversees the property claims adjusting functions and evaluates the claim examiner and field adjuster activities performed through the TPA.

Throughout the year, there were multiple catastrophe events. Although they did not generate a presidential declaration, they affected many agencies and caused considerable damage to state property. There were nine events for FY20. which resulted in an estimated \$5.5M in damages and 125 claims. Three

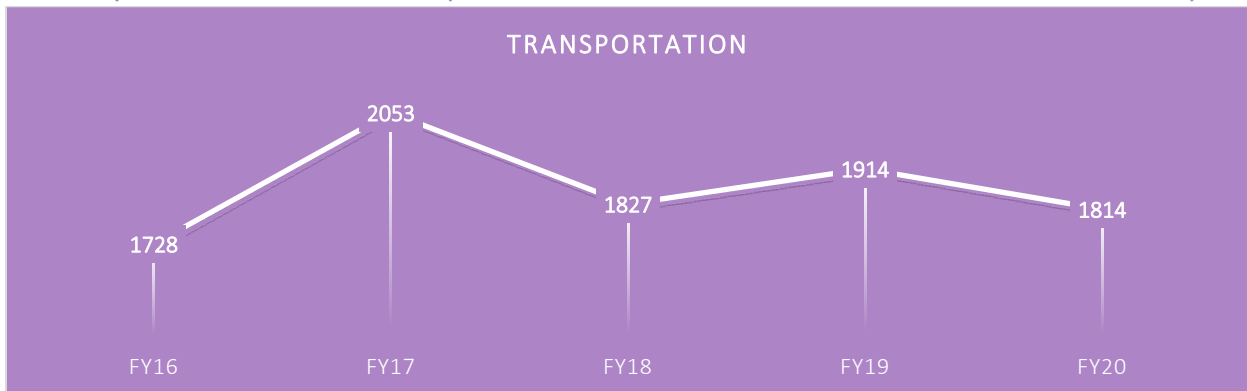
occurred in April 2020 and two were tropical storms (Olga and Cristobal). There was one presidentially declared major disaster event, Hurricane Barry, with estimated damages of \$2.2M and 178 claims.

Road Hazard Claims



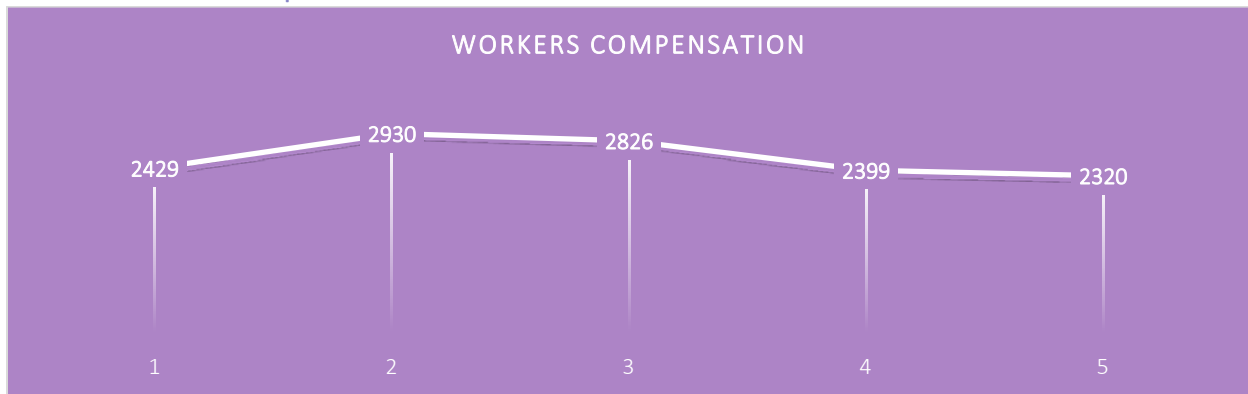
Road Hazard claims are uninsured, therefore, payments are appropriated by the Legislature. No appropriations were approved in the 2020 legislative sessions to pay RH judgments. COVID has stretched DOTD resources. This, combined with budgetary constraints may impact maintenance and upkeep of highways due to staffing issues. This could in turn lead to more claims. In FY20, pothole claims were trending higher than the prior year.

Transportation Claims (incl. Auto, Aircraft and Marine Vessels)



During this reporting period there seems to be a decrease in DPS/DOC auto claims involving prisoners which is presumably related to restrictions in travel resulting from the COVID19 pandemic. Budgetary restraints during this past reporting period and prior has led to agencies entering into contracts with financial institutions to finance vehicles. This process has created additional considerations when processing total losses while insuring that compliance with our policy and the Administrative Code is maintained.

Worker's Compensation



COVID-19

During FY 20, the State of Louisiana as well as the rest of the country was faced with an unprecedented dilemma; whether or not to provide workers' compensation coverage for State employees who contracted COVID-19 while in the course and scope of employment. COVID-19 is a virus, a contagion that is not recognized as an occupational disease under the Louisiana Workers' Compensation Act. Because of the highly unusual and contagious nature of the disease, ORM made a decision to cover some employees who were exposed to COVID-19 if they met certain criteria. Guidelines were established for the following classes of employees:

- 1) Members of the National Guard who were called to active duty by the governor in response to COVID-19;
- 2) First responders who may have come in contact with COVID-19 as a result of responding to matters of public safety such as State police;
- 3) Personnel who were deemed essential personnel by their employer and were required to report to work, potentially exposing them to COVID-19 such as correctional officers and other similarly situated employees.

Having established these guidelines, ORM, in FY 20 accepted responsibility for four (4) fatalities and 25 compensable WC claims as a result of exposure to and contraction of COVID-19. The pandemic is ongoing, and unfortunately these numbers will increase in FY21.

Return to Work Program

During FY20, the Office of Risk Management has continued to see an increase in the number of State agencies that embrace the return to work of injured workers who have been released to return to some form of employment by a treating physician through its Transitional Duty Employment program. In FY20, 475 injured employees were returned to work with their employers of injury in a transitional duty capacity, an increase of 48 more employees returned to work over last fiscal year. This has resulted in a savings of \$2,022,801 of lost time benefits that would have been paid. This is an additional savings of \$499,520 over last year's savings. During FY 20 there were 60 agency visits. This is an increased participation of 26 agencies over the previous fiscal year.

There have been no significant legislative changes that affect the State's handling of workers' compensation claims. There are no unusual trends that have impacted claims handling.

Claims by Coverage and Agency

PLAN NAME	DEPARTMENT	AGENCY/SECTION/UNIT	COUNT
CGL			704
	DEPARTMENT OF AGRICULTURE & FORESTRY		1
		DEPARTMENT OF AGRICULTURE & FORESTRY	1
	DEPARTMENT OF CHILDREN AND FAMILY SERVICE		14
		OFFICE OF CHILDREN & FAMILY SERVICES (OCFS)	14
	DEPARTMENT OF CIVIL SERVICE		2
		CIVIL SERVICE - ETHICS ADMINISTRATION	2
	DEPARTMENT OF CORRECTIONS		160
		ALLEN CORRECTIONAL CENTER	1
		DIVISION OF PROBATION & PAROLE	7
		DIXON CORRECTIONAL INSTITUTE	18
		DOC - ADMINISTRATION	8
		ELAYN HUNT CORRECTIONAL CENTER	13
		LOUISIANA STATE PENITENTIARY	50
		PRISON ENTERPRISES	1
		RAYBURN CORRECTIONAL CENTER	36
		RAYMOND LABORDE CORRECTIONAL CENTER	16
		WADE CORRECTIONAL CENTER	10
	DEPARTMENT OF CULTURE, RECREATION & TOURISM		19
		OFFICE OF STATE LIBRARY	1
		OFFICE OF STATE MUSEUM	3
		OFFICE OF STATE PARKS	14
		OFFICE OF TOURISM	1
	DEPARTMENT OF EDUCATION		1
		EDUCATION - STATE ACTIVITIES	1
	DEPARTMENT OF ENVIRONMENTAL QUALITY		4
		DEPARTMENT OF ENVIRONMENTAL QUALITY	4
	DEPARTMENT OF HEALTH		72
		CENTRAL LA HUMAN SERVICES DISTRICT (CLAHSD)	2
		IMPERIAL CALCASIEU HUMAN SERVICES AUTHORITY (ICHSA)	3
		LDH - OFFICE OF THE SECRETARY	7
		MEDICAL VENDOR ADMINISTRATION	4
		METROPOLITAN HUMAN SERVICE DISTRICT (MHSD)	1
		OFFICE OF BEHAVIORAL HEALTH (OBH)	13

PLAN NAME	DEPARTMENT	AGENCY/SECTION/UNIT	COUNT
CGL			704
		OFFICE OF CITIZENS WITH DEVELOPMENTAL DISABILITIES (OCDD)	39
		OFFICE OF PUBLIC HEALTH (OPH)	3
	DEPARTMENT OF JUSTICE		7
		OFFICE OF ATTORNEY GENERAL	7
	DEPARTMENT OF NATURAL RESOURCES		1
		DNR - OFFICE OF THE SECRETARY	1
	DEPARTMENT OF PUBLIC SAFETY		41
		DPS - MANAGEMENT & FINANCE	1
		OFFICE OF MOTOR VEHICLES	7
		OFFICE OF STATE FIRE MARSHAL	3
		OFFICE OF STATE POLICE	30
	DEPARTMENT OF PUBLIC SAFETY & CORRECTIONS - YOUTH		6
		OFFICE OF JUVENILE JUSTICE (OJJ)	6
	DEPARTMENT OF REVENUE		5
		LOUISIANA OFFICE OF ALCOHOL & TOBACCO CONTROL	1
		OFFICE OF REVENUE	4
	DEPARTMENT OF STATE		3
		SECRETARY OF STATE	3
	DEPARTMENT OF TRANSPORTATION & DEVELOPMENT		42
		DOTD HEADQUARTERS - MANAGEMENT AND FINANCE	1
		DOTD OFFICE OF ENGINEERING	41
	DEPARTMENT OF WILDLIFE & FISHERIES		3
		OFFICE OF FISHERIES	2
		OFFICE OF WILDLIFE	1
	DIVISION OF ADMINISTRATION		19
		DOA - LEGAL	1
		DOA-COMMISSIONER'S OFFICE	1
		OFFICE OF GROUP BENEFITS	3
		OFFICE OF RISK MANAGEMENT	2
		OFFICE OF STATE BUILDINGS	11
		OFFICE OF TECHNOLOGY SERVICES	1
	EMPLOYEE BENEFIT SYSTEMS		1
		LA STATE EMPLOYEES RETIREMENT SYSTEM	1
	EXECUTIVE BRANCH		67
		DEPARTMENT OF MILITARY AFFAIRS	24
		LOUISIANA STADIUM & EXPOSITION DISTRICT COMMISSION	7

PLAN NAME	DEPARTMENT	AGENCY/SECTION/UNIT	COUNT
CGL			704
		LOUISIANA VETERANS HOME - NORTHEAST	1
		LOUISIANA VETERANS HOME - NORTHWEST	1
		LOUISIANA VETERANS HOME - SOUTHEAST	1
		MERCEDES-BENZ SUPERDOME	22
		NEW ORLEANS SPORTS ARENA	3
		OFFICE OF THE GOVERNOR	8
		INACTIVE/DEFAULT LOCATIONS	8
		INACTIVE/DEFAULT LOCATIONS	8
		JUDICIARY	26
		CRIMINAL COURT - PARISH OF ORLEANS	4
		JUDICIAL DISTRICT COURTS (JDC)	16
		LOUISIANA SUPREME COURT	6
		LEGISLATURE	1
		LOUISIANA HOUSE OF REPRESENTATIVES	1
		LOUISIANA COMMUNITY & TECHNICAL COLLEGE SYSTEM	20
		BATON ROUGE COMMUNITY COLLEGE	3
		ISAAC DELGADO COMMUNITY COLLEGE	10
		LA DELTA COMMUNITY COLLEGE (LDCC)	1
		NORTHSHORE TECHNICAL COMM COLLEGE (NTCC)	2
		SOUTH LA COMMUNITY COLLEGE (SLCC)	4
		LOUISIANA WORKFORCE COMMISSION	2
		OFFICE OF WORKFORCE SUPPORT & TRAINING (OWST)	2
		LSU MEDICAL CENTER HEALTH CARE SERVICES DIVISION	6
		UNIVERSITY MEDICAL CENTER	6
		LSU SYSTEM	27
		LSU - AGRICULTURAL CENTER	5
		LSU - ALEXANDRIA	4
		LSU HEALTH SCIENCES CENTER (LSUHSC) - NEW ORLEANS	14
		LSU HEALTH SCIENCES CENTER (LSUHSC) - SHREVEPORT	4
		NON-APPROPRIATED MISC. BOARDS & COMMISSION	27
		BOARD OF DENTISTRY	1
		BOARD OF EMBALMERS & FUNERAL DIRECTORS	1
		BOARD OF MEDICAL EXAMINERS	4
		BOARD OF PRACTICAL NURSE EXAMINERS	1
		BOARD OF PRIVATE INVESTIGATOR EXAMINERS	1
		BOARD OF PRIVATE SECURITY EXAMINERS	1

PLAN NAME	DEPARTMENT	AGENCY/SECTION/UNIT	COUNT
CGL			704
		LOUISIANA HOUSING CORPORATION	2
		LOUISIANA Used Motor Vehicle Commission	1
		NEW ORLEANS CITY PARK IMPROVEMENT ASSOCIATION	13
		SABINE RIVER AUTHORITY	2
		SOUTHERN UNIVERSITY SYSTEM	21
		SOUTHERN UNIVERSITY - AGRICULTURAL CENTER	2
		SOUTHERN UNIVERSITY - BATON ROUGE	15
		SOUTHERN UNIVERSITY - NEW ORLEANS	2
		SOUTHERN UNIVERSITY BOARD OF SUPERVISORS	2
		SPECIAL SCHOOLS & EDUCATION AGENCY	11
		LOUISIANA SCHOOLS FOR THE DEAF AND VISUALLY IMPAIRED	3
		OFFICE OF STUDENT FINANCIAL ASSISTANCE	1
		STATE BOARD OF ELEMENTARY & SECONDARY EDUCATION	5
		THRIVE BATON ROUGE	2
		UNIVERSITY OF LOUISIANA SYSTEM	87
		GRAMBLING STATE UNIVERSITY	4
		LOUISIANA TECH UNIVERSITY	6
		MCNEESE STATE UNIVERSITY	6
		NICHOLLS STATE UNIVERSITY	9
		NORTHWESTERN STATE UNIVERSITY	8
		SOUTHEASTERN LOUISIANA UNIVERSITY	8
		UNIVERSITY OF LOUISIANA AT LAFAYETTE	21
		UNIVERSITY OF LOUISIANA AT MONROE	16
		UNIVERSITY OF NEW ORLEANS	9

PLAN NAME	DEPARTMENT	AGENCY/SECTION/UNIT	COUNT
Cyber Liability			5
		DIVISION OF ADMINISTRATION	1
		OFFICE OF TECHNOLOGY SERVICES	1
		LOUISIANA COMMUNITY & TECHNICAL COLLEGE SYSTEM	2
		BATON ROUGE COMMUNITY COLLEGE	1
		LCTCS - BOARD OF SUPERVISORS	1
		SOUTHERN UNIVERSITY SYSTEM	1

PLAN NAME	DEPARTMENT	AGENCY/SECTION/UNIT	COUNT
Cyber Liability			5
		SOUTHERN UNIVERSITY - NEW ORLEANS	1
	UNIVERSITY OF LOUISIANA SYSTEM		1
		GRAMBLING STATE UNIVERSITY	1

PLAN NAME	DEPARTMENT	AGENCY/SECTION/UNIT	COUNT
Future Medical Care Fund			2
	DEPARTMENT OF CORRECTIONS		1
		LOUISIANA CORRECTIONAL INSTITUTE FOR WOMEN	1
	DEPARTMENT OF TRANSPORTATION & DEVELOPMENT		1
		DOTD OFFICE OF ENGINEERING	1

PLAN NAME	DEPARTMENT	AGENCY/SECTION/UNIT	COUNT
Medical Malpractice			111
	DEPARTMENT OF HEALTH		2
		JEFFERSON PARISH HUMAN SERVICES AUTHORITY	1
		OFFICE OF CITIZENS WITH DEVELOPMENTAL DISABILITIES (OCDD)	1
	EXECUTIVE BRANCH		3
		DEPARTMENT OF MILITARY AFFAIRS	1
		LOUISIANA VETERANS HOME - SOUTHEAST	2
	LSU MEDICAL CENTER HEALTH CARE SERVICES DIVISION		1
		HEALTH CARE SERVICES DIVISION ADMINISTRATION	1
	LSU SYSTEM		104
		LSU HEALTH SCIENCES CENTER (LSUHSC) - NEW ORLEANS	76
		LSU HEALTH SCIENCES CENTER (LSUHSC) - SHREVEPORT	28
	UNIVERSITY OF LOUISIANA SYSTEM		1
		GRAMBLING STATE UNIVERSITY	1

PLAN NAME	DEPARTMENT	AGENCY/SECTION/UNIT	COUNT
Property			710
	DEPARTMENT OF AGRICULTURE & FORESTRY		8
		DEPARTMENT OF AGRICULTURE & FORESTRY	8
	DEPARTMENT OF CHILDREN AND FAMILY SERVICE		1
		OFFICE OF CHILDREN & FAMILY SERVICES (OCFS)	1
	DEPARTMENT OF CIVIL SERVICE		1
		CIVIL SERVICE - ETHICS ADMINISTRATION	1
	DEPARTMENT OF CORRECTIONS		60
		DIXON CORRECTIONAL INSTITUTE	14
		DOC - ADMINISTRATION	1
		ELAYN HUNT CORRECTIONAL CENTER	4
		LOUISIANA CORRECTIONAL INSTITUTE FOR WOMEN	1
		LOUISIANA STATE PENITENTIARY	11
		PRISON ENTERPRISES	2
		RAYBURN CORRECTIONAL CENTER	2
		RAYMOND LABORDE CORRECTIONAL CENTER	7
		WADE CORRECTIONAL CENTER	18
	DEPARTMENT OF CULTURE, RECREATION & TOURISM		67
		OFFICE OF STATE MUSEUM	8
		OFFICE OF STATE PARKS	58
		OFFICE OF TOURISM	1
	DEPARTMENT OF ENVIRONMENTAL QUALITY		2
		DEPARTMENT OF ENVIRONMENTAL QUALITY	2
	DEPARTMENT OF HEALTH		26
		FLORIDA PARISHES HUMAN SERVICES AUTHORITY	1
		IMPERIAL CALCASIEU HUMAN SERVICES AUTHORITY (ICHSA)	1
		NORTHWEST LA HUMAN SERVICES DISTRICT (NWLHSD)	1
		OFFICE OF AGING & ADULT SERVICES (OAAS)	1
		OFFICE OF CITIZENS WITH DEVELOPMENTAL DISABILITIES (OCDD)	19
		OFFICE OF PUBLIC HEALTH (OPH)	3
	DEPARTMENT OF INSURANCE		1
		COMMISSIONER OF INSURANCE	1
	DEPARTMENT OF PUBLIC SAFETY		12
		DPS - MANAGEMENT & FINANCE	1
		OFFICE OF MOTOR VEHICLES	3

PLAN NAME	DEPARTMENT	AGENCY/SECTION/UNIT	COUNT
Property			710
		OFFICE OF STATE POLICE	8
	DEPARTMENT OF PUBLIC SAFETY & CORRECTIONS - YOUTH		6
		OFFICE OF JUVENILE JUSTICE (OJJ)	6
	DEPARTMENT OF STATE		4
		SECRETARY OF STATE	4
	DEPARTMENT OF TRANSPORTATION & DEVELOPMENT		55
		DOTD HEADQUARTERS - MANAGEMENT AND FINANCE	1
		DOTD OFFICE OF ENGINEERING	54
	DEPARTMENT OF WILDLIFE & FISHERIES		25
		DWLF - OFFICE OF THE SECRETARY	2
		OFFICE OF FISHERIES	7
		OFFICE OF WILDLIFE	16
	DIVISION OF ADMINISTRATION		5
		LA PROPERTY ASSISTANCE AGENCY	1
		OFFICE OF STATE BUILDINGS	4
	EXECUTIVE BRANCH		48
		COASTAL PROTECTION & RESTORATION AUTHORITY	1
		DEPARTMENT OF MILITARY AFFAIRS	40
		LA WAR VETERANS HOME - SOUTHEAST	2
		LOUISIANA STADIUM & EXPOSITION DISTRICT COMMISSION	1
		MERCEDES-BENZ SUPERDOME	3
		OFFICE OF COSMETOLOGY	1
	INACTIVE/DEFAULT LOCATIONS		1
		INACTIVE/DEFAULT LOCATIONS	1
	JUDICIARY		1
		3RD CIRCUIT COURT OF APPEAL	1
	LOUISIANA COMMUNITY & TECHNICAL COLLEGE SYSTEM		48
		BATON ROUGE COMMUNITY COLLEGE	8
		BOSSIER PARISH COMMUNITY COLLEGE	18
		CENTRAL LA TECH COMM COLLEGE (CLTCC)	12
		ISAAC DELGADO COMMUNITY COLLEGE	3
		LA DELTA COMMUNITY COLLEGE (LDCC)	1
		NORTHWEST LOUISIANA TECH. COMM. COLLEGE	4
		SOUTH LA COMMUNITY COLLEGE (SLCC)	2
	LSU MEDICAL CENTER HEALTH CARE SERVICES DIVISION		11
		UNIVERSITY MEDICAL CENTER	11

PLAN NAME	DEPARTMENT	AGENCY/SECTION/UNIT	COUNT
Property			710
	LSU SYSTEM		79
		LSU - AGRICULTURAL CENTER	49
		LSU - ALEXANDRIA	10
		LSU - EUNICE	2
		LSU - SHREVEPORT	1
		LSU HEALTH SCIENCES CENTER (LSUHSC) - NEW ORLEANS	16
		LSU HEALTH SCIENCES CENTER (LSUHSC) - SHREVEPORT	1
	NON-APPROPRIATED MISC. BOARDS & COMMISSION		20
		LOUISIANA HOUSING CORPORATION	4
		LOUISIANA NAVAL MEMORIAL COMMISSION	2
		NEW ORLEANS CITY PARK IMPROVEMENT ASSOCIATION	5
		OFFICE FACILITIES CORPORATION	7
		SABINE RIVER AUTHORITY	2
	SOUTHERN UNIVERSITY SYSTEM		51
		SOUTHERN UNIVERSITY - AGRICULTURAL CENTER	3
		SOUTHERN UNIVERSITY - BATON ROUGE	43
		SOUTHERN UNIVERSITY - NEW ORLEANS	1
		SOUTHERN UNIVERSITY - SHREVEPORT	3
		SOUTHERN UNIVERSITY BOARD OF SUPERVISORS	1
	SPECIAL SCHOOLS & EDUCATION AGENCY		3
		LOUISIANA EDUCATIONAL TELEVISION AUTHORITY	1
		LOUISIANA UNIVERSITY MARINE CONSORTIUM	2
	UNIVERSITY OF LOUISIANA SYSTEM		175
		GRAMBLING STATE UNIVERSITY	4
		LOUISIANA TECH UNIVERSITY	7
		MCNEESE STATE UNIVERSITY	8
		NICHOLLS STATE UNIVERSITY	5
		NORTHWESTERN STATE UNIVERSITY	8
		SOUTHEASTERN LOUISIANA UNIVERSITY	6
		UNIVERSITY OF LOUISIANA AT LAFAYETTE	106
		UNIVERSITY OF LOUISIANA AT MONROE	10
		UNIVERSITY OF NEW ORLEANS	21

PLAN NAME	DEPARTMENT	AGENCY/SECTION/UNIT	COUNT
Road Hazard			474
	DEPARTMENT OF TRANSPORTATION & DEVELOPMENT		474
	DOTD OFFICE OF ENGINEERING		474
		DOTD-DISTRICT 02 - BRIDGE CITY	61
		DOTD-DISTRICT 03 - LAFAYETTE	100
		DOTD-DISTRICT 04 - BOSSIER/SHREVEPORT	46
		DOTD-DISTRICT 05 - MONROE	32
		DOTD-DISTRICT 07 - LAKE CHARLES	30
		DOTD-DISTRICT 08 - ALEXANDRIA	27
		DOTD-DISTRICT 58 - CHASE	3
		DOTD-DISTRICT 61 - BATON ROUGE	104
		DOTD-DISTRICT 62 - HAMMOND	71

PLAN NAME	DEPARTMENT	AGENCY/SECTION/UNIT	COUNT
Transportation			1814
	DEPARTMENT OF AGRICULTURE & FORESTRY		98
		DEPARTMENT OF AGRICULTURE & FORESTRY	98
	DEPARTMENT OF CHILDREN AND FAMILY SERVICE		120
		OFFICE OF CHILDREN & FAMILY SERVICES (OCFS)	120
	DEPARTMENT OF CIVIL SERVICE		1
		CIVIL SERVICE - MUNICIPAL FIRE & POLICE	1
	DEPARTMENT OF CORRECTIONS		215
		ALLEN CORRECTIONAL CENTER	9
		DIVISION OF PROBATION & PAROLE	117
		DIXON CORRECTIONAL INSTITUTE	14
		DOC - ADMINISTRATION	2
		ELAYN HUNT CORRECTIONAL CENTER	14
		LOUISIANA STATE PENITENTIARY	33
		PRISON ENTERPRISES	2
		RAYBURN CORRECTIONAL CENTER	6
		RAYMOND LABORDE CORRECTIONAL CENTER	5
		WADE CORRECTIONAL CENTER	11
		WINN CORRECTIONAL CENTER	2
	DEPARTMENT OF CULTURE, RECREATION & TOURISM		18
		OFFICE OF STATE MUSEUM	3

PLAN NAME	DEPARTMENT	AGENCY/SECTION/UNIT	COUNT
Transportation			1814
		OFFICE OF STATE PARKS	11
		OFFICE OF TOURISM	4
	DEPARTMENT OF ECONOMIC DEVELOPMENT		3
		DED - OFFICE OF SECRETARY	3
	DEPARTMENT OF EDUCATION		1
		EDUCATION - STATE ACTIVITIES	1
	DEPARTMENT OF ENVIRONMENTAL QUALITY		14
		DEPARTMENT OF ENVIRONMENTAL QUALITY	14
	DEPARTMENT OF HEALTH		81
		CAPITAL AREA HUMAN SERVICES DISTRICT (CAHSD)	3
		DHH - OFFICE OF THE SECRETARY	5
		IMPERIAL CALCASIEU HUMAN SERVICES AUTHORITY (ICHSA)	6
		JEFFERSON PARISH HUMAN SERVICES AUTHORITY	4
		MEDICAL VENDOR ADMINISTRATION	1
		NORTHEAST DELTA HUMAN SERVICES AUTHORITY (NEDHSA)	2
		OFFICE OF AGING & ADULT SERVICES (OAAS)	6
		OFFICE OF BEHAVIORAL HEALTH (OBH)	10
		OFFICE OF CITIZENS WITH DEVELOPMENTAL DISABILITIES (OCDD)	21
		OFFICE OF PUBLIC HEALTH (OPH)	20
		SOUTHCENTRAL LA HUMAN SERVICES AUTHORITY (SCLHSA)	3
	DEPARTMENT OF JUSTICE		31
		OFFICE OF ATTORNEY GENERAL	31
	DEPARTMENT OF NATURAL RESOURCES		7
		OFFICE OF CONSERVATION	7
	DEPARTMENT OF PUBLIC SAFETY		504
		LA GAMING CONTROL BOARD	2
		LIQUIFIED PETROLEUM GAS COMMISSN	2
		OFFICE OF MOTOR VEHICLES	14
		OFFICE OF STATE FIRE MARSHAL	23
		OFFICE OF STATE POLICE	463
	DEPARTMENT OF PUBLIC SAFETY & CORRECTIONS - YOUTH		54
		OFFICE OF JUVENILE JUSTICE (OJJ)	54
	DEPARTMENT OF REVENUE		17

PLAN NAME	DEPARTMENT	AGENCY/SECTION/UNIT	COUNT
Transportation			1814
		LOUISIANA OFFICE OF ALCOHOL & TOBACCO CONTROL	15
		OFFICE OF REVENUE	2
	DEPARTMENT OF STATE		2
		SECRETARY OF STATE	2
	DEPARTMENT OF TRANSPORTATION & DEVELOPMENT		313
		DOTD HEADQUARTERS - MANAGEMENT AND FINANCE	2
		DOTD OFFICE OF ENGINEERING	311
	DEPARTMENT OF WILDLIFE & FISHERIES		86
		DWLF - OFFICE OF THE SECRETARY	62
		OFFICE OF FISHERIES	14
		OFFICE OF WILDLIFE	10
	DIVISION OF ADMINISTRATION		22
		FACILITY PLANNING & CONTROL	1
		LA PROPERTY ASSISTANCE AGENCY	6
		OFFICE OF AIRCRAFT SERVICES	1
		OFFICE OF STATE BUILDINGS	5
		OFFICE OF TECHNOLOGY SERVICES	9
	EXECUTIVE BRANCH		41
		COASTAL PROTECTION & RESTORATION AUTHORITY	3
		DEPARTMENT OF MILITARY AFFAIRS	21
		GOVERNOR'S OFFICE OF HOMELAND SECURITY & EMERGENCY PREPAREDNESS	5
		LA WAR VETERANS HOME - NORTHEAST	1
		LA WAR VETERANS HOME - NORTHWEST	1
		LA WAR VETERANS HOME - SOUTHEAST	3
		LA WAR VETERANS HOME - SOUTHWEST	2
		LOUISIANA COMMISSION ON LAW ENFORCEMENT	1
		OFFICE OF FINANCIAL INSTITUTIONS	2
		VETERAN'S AFFAIRS	2
	INACTIVE/DEFAULT LOCATIONS		2
		INACTIVE/DEFAULT LOCATIONS	2
	JUDICIARY		2
		JUDICIAL DISTRICT COURTS (JDC)	1
		LOUISIANA SUPREME COURT	1
	LOUISIANA COMMUNITY & TECHNICAL COLLEGE SYSTEM		17
		BATON ROUGE COMMUNITY COLLEGE	4

PLAN NAME	DEPARTMENT	AGENCY/SECTION/UNIT	COUNT
Transportation			1814
		CENTRAL LA TECH COMM COLLEGE (CLTCC)	1
		ISAAC DELGADO COMMUNITY COLLEGE	1
		LA DELTA COMMUNITY COLLEGE (LDCC)	3
		NORTHSHORE TECHNICAL COMM COLLEGE (NTCC)	2
		SOUTH LA COMMUNITY COLLEGE (SLCC)	4
		SOWELA COMMUNITY COLLEGE	2
	LOUISIANA WORKFORCE COMMISSION		3
		OFFICE OF WORKFORCE SUPPORT & TRAINING (OWST)	3
	LSU SYSTEM		48
		LSU - AGRICULTURAL CENTER	28
		LSU - ALEXANDRIA	9
		LSU HEALTH SCIENCES CENTER (LSUHSC) - NEW ORLEANS	9
		LSU HEALTH SCIENCES CENTER (LSUHSC) - SHREVEPORT	2
	NON-APPROPRIATED MISC. BOARDS & COMMISSION		11
		BOARD OF ARCHITECTURAL EXAMINERS	1
		LOUISIANA HOUSING CORPORATION	1
		LOUISIANA Used Motor Vehicle Commission	1
		NEW ORLEANS CITY PARK IMPROVEMENT ASSOCIATION	3
		SABINE RIVER AUTHORITY	5
	SOUTHERN UNIVERSITY SYSTEM		18
		SOUTHERN UNIVERSITY - AGRICULTURAL CENTER	1
		SOUTHERN UNIVERSITY - BATON ROUGE	7
		SOUTHERN UNIVERSITY - NEW ORLEANS	3
		SOUTHERN UNIVERSITY - SHREVEPORT	7
	SPECIAL SCHOOLS & EDUCATION AGENCY		17
		BOARD OF REGENTS FOR HIGHER EDUCATION	1
		JIMMY LONG SR LOUISIANA SCHOOL FOR MATH, SCIENCE & ART	2
		LOUISIANA EDUCATIONAL TELEVISION AUTHORITY	3
		LOUISIANA SCHOOLS FOR THE DEAF AND VISUALLY IMPAIRED	2
		LOUISIANA UNIVERSITY MARINE CONSORTIUM	2
		OFFICE OF STUDENT FINANCIAL ASSISTANCE	6
		THRIVE BATON ROUGE	1

PLAN NAME	DEPARTMENT	AGENCY/SECTION/UNIT	COUNT
Transportation			1814
	UNIVERSITY OF LOUISIANA SYSTEM		68
		GRAMBLING STATE UNIVERSITY	3
		LOUISIANA TECH UNIVERSITY	9
		MCNEESE STATE UNIVERSITY	2
		NICHOLLS STATE UNIVERSITY	3
		NORTHWESTERN STATE UNIVERSITY	6
		SOUTHEASTERN LOUISIANA UNIVERSITY	14
		UNIVERSITY OF LOUISIANA AT LAFAYETTE	23
		UNIVERSITY OF LOUISIANA AT MONROE	8

PLAN NAME	DEPARTMENT	AGENCY/SECTION/UNIT	COUNT
Workers Compensation			2320
	DEPARTMENT OF AGRICULTURE & FORESTRY		10
		DEPARTMENT OF AGRICULTURE & FORESTRY	10
	DEPARTMENT OF CHILDREN AND FAMILY SERVICE		100
		OFFICE OF CHILDREN & FAMILY SERVICES (OCFS)	100
	DEPARTMENT OF CORRECTIONS		235
		ALLEN CORRECTIONAL CENTER	6
		DIVISION OF PROBATION & PAROLE	35
		DIXON CORRECTIONAL INSTITUTE	28
		DOC - ADMINISTRATION	9
		ELAYN HUNT CORRECTIONAL CENTER	38
		LOUISIANA CORRECTIONAL INSTITUTE FOR WOMEN	15
		LOUISIANA STATE PENITENTIARY	69
		RAYBURN CORRECTIONAL CENTER	11
		RAYMOND LABORDE CORRECTIONAL CENTER	13
		WADE CORRECTIONAL CENTER	11
	DEPARTMENT OF CULTURE, RECREATION & TOURISM		29
		OFFICE OF CULTURAL DEVELOPMENT	1
		OFFICE OF STATE MUSEUM	4
		OFFICE OF STATE PARKS	21
		OFFICE OF TOURISM	3
	DEPARTMENT OF EDUCATION		4
		EDUCATION - STATE ACTIVITIES	2
		SPECIAL SCHOOL DISTRICT #1	2

PLAN NAME	DEPARTMENT	AGENCY/SECTION/UNIT	COUNT
Workers Compensation			2320
	DEPARTMENT OF ENVIRONMENTAL QUALITY		12
		DEPARTMENT OF ENVIRONMENTAL QUALITY	12
	DEPARTMENT OF HEALTH		754
		ACADIANA AREA HUMAN SERVICES DISTRICT (AAHSD)	1
		CAPITAL AREA HUMAN SERVICES DISTRICT (CAHSD)	7
		DHH - OFFICE OF THE SECRETARY	8
		FLORIDA PARISHES HUMAN SERVICES AUTHORITY	3
		JEFFERSON PARISH HUMAN SERVICES AUTHORITY	5
		MEDICAL VENDOR ADMINISTRATION	3
		METROPOLITAN HUMAN SERVICE DISTRICT (MHSD)	2
		NORTHEAST DELTA HUMAN SERVICES AUTHORITY (NEDHSA)	1
		NORTHWEST LA HUMAN SERVICES DISTRICT (NWLHSD)	1
		OFFICE OF AGING & ADULT SERVICES (OAAS)	8
		OFFICE OF BEHAVIORAL HEALTH (OBH)	255
		OFFICE OF CITIZENS WITH DEVELOPMENTAL DISABILITIES (OCDD)	440
		OFFICE OF PUBLIC HEALTH (OPH)	17
		SOUTHCENTRAL LA HUMAN SERVICES AUTHORITY (SCLHSA)	3
	DEPARTMENT OF JUSTICE		5
		OFFICE OF ATTORNEY GENERAL	5
	DEPARTMENT OF NATURAL RESOURCES		2
		DNR - OFFICE OF THE SECRETARY	1
		OFFICE OF CONSERVATION	1
	DEPARTMENT OF PUBLIC SAFETY		136
		DPS - MANAGEMENT & FINANCE	3
		OFFICE OF MOTOR VEHICLES	11
		OFFICE OF STATE FIRE MARSHAL	5
		OFFICE OF STATE POLICE	117
	DEPARTMENT OF PUBLIC SAFETY & CORRECTIONS - YOUTH		157
		OFFICE OF JUVENILE JUSTICE (OJJ)	157
	DEPARTMENT OF PUBLIC SERVICE		2
		PUBLIC SERVICE COMMISSION	2
	DEPARTMENT OF REVENUE		5
		OFFICE OF REVENUE	5

PLAN NAME	DEPARTMENT	AGENCY/SECTION/UNIT	COUNT
Workers Compensation			2320
	DEPARTMENT OF STATE		4
		SECRETARY OF STATE	4
	DEPARTMENT OF THE TREASURY		2
		OFFICE OF THE STATE TREASURER	2
	DEPARTMENT OF TRANSPORTATION & DEVELOPMENT		169
		DOTD HEADQUARTERS - MANAGEMENT AND FINANCE	1
		DOTD OFFICE OF ENGINEERING	168
	DEPARTMENT OF WILDLIFE & FISHERIES		34
		DWLF - OFFICE OF THE SECRETARY	18
		OFFICE OF FISHERIES	8
		OFFICE OF WILDLIFE	8
	DIVISION OF ADMINISTRATION		11
		FEDERAL PROPERTY ASSISTANCE AGENCY	1
		LA TAX COMMISSION	1
		OFFICE OF COMMUNITY DEVELOPMENT	1
		OFFICE OF STATE BUILDINGS	4
		OFFICE OF TECHNOLOGY SERVICES	3
		PATIENT'S COMPENSATION FUND OVERSIGHT BOARD	1
	EXECUTIVE BRANCH		127
		DEPARTMENT OF MILITARY AFFAIRS	72
		GOVERNOR'S OFFICE OF HOMELAND SECURITY & EMERGENCY PREPAREDNESS	3
		LA WAR VETERANS HOME - NORTHEAST	11
		LA WAR VETERANS HOME - NORTHWEST	12
		LA WAR VETERANS HOME - SOUTHEAST	4
		LA WAR VETERANS HOME - SOUTHWEST	14
		MENTAL HEALTH ADVOCACY	1
		OFFICE OF FINANCIAL INSTITUTIONS	3
		OFFICE OF THE GOVERNOR	2
		VETERAN'S AFFAIRS	1
		VETERAN'S CENTER	4
	INACTIVE/DEFAULT LOCATIONS		3
		INACTIVE/DEFAULT LOCATIONS	3
	JUDICIARY		5
		CRIMINAL COURT - PARISH OF ORLEANS	2
		JUDICIAL DISTRICT COURTS (JDC)	1

PLAN NAME	DEPARTMENT	AGENCY/SECTION/UNIT	COUNT
Workers Compensation			2320
		LOUISIANA SUPREME COURT	2
	LEGISLATURE		3
		LOUISIANA HOUSE OF REPRESENTATIVES	2
		LOUISIANA SENATE	1
	LOUISIANA COMMUNITY & TECHNICAL COLLEGE SYSTEM		40
		BATON ROUGE COMMUNITY COLLEGE	7
		BOSSIER PARISH COMMUNITY COLLEGE	1
		CENTRAL LA TECH COMM COLLEGE (CLTCC)	1
		ISAAC DELGADO COMMUNITY COLLEGE	6
		L. E. FLETCHER COMMUNITY COLLEGE	5
		LA DELTA COMMUNITY COLLEGE (LDCC)	1
		NORTHSHORE TECHNICAL COMM COLLEGE (NTCC)	3
		NORTHWEST LOUISIANA TECH. COMM. COLLEGE	1
		RIVER PARISH COMMUNITY COLLEGE	1
		SOUTH LA COMMUNITY COLLEGE (SLCC)	10
		SOWELA COMMUNITY COLLEGE	4
	LOUISIANA WORKFORCE COMMISSION		13
		OFFICE OF WORKFORCE SUPPORT & TRAINING (OWST)	13
	LSU MEDICAL CENTER HEALTH CARE SERVICES DIVISION		7
		LALLIE KEMP REGIONAL MEDICAL CENTER	7
	LSU SYSTEM		209
		LSU - AGRICULTURAL CENTER	39
		LSU - ALEXANDRIA	3
		LSU - EUNICE	4
		LSU - SHREVEPORT	8
		LSU HEALTH SCIENCES CENTER (LSUHSC) - NEW ORLEANS	51
		LSU HEALTH SCIENCES CENTER (LSUHSC) - SHREVEPORT	96
		PENNINGTON BIOMEDICAL RESEARCH CENTER	8
	NON-APPROPRIATED MISC. BOARDS & COMMISSION		11
		LICENSING BOARD OF CONTRACTORS	1
		LOUISIANA HOUSING CORPORATION	1
		NEW ORLEANS CITY PARK IMPROVEMENT ASSOCIATION	7
		SABINE RIVER AUTHORITY	2

PLAN NAME	DEPARTMENT	AGENCY/SECTION/UNIT	COUNT
Workers Compensation			2320
	SOUTHERN UNIVERSITY SYSTEM		13
		SOUTHERN UNIVERSITY - BATON ROUGE	5
		SOUTHERN UNIVERSITY - NEW ORLEANS	2
		SOUTHERN UNIVERSITY - SHREVEPORT	6
	SPECIAL SCHOOLS & EDUCATION AGENCY		26
		BOARD OF REGENTS FOR HIGHER EDUCATION	1
		LOUISIANA EDUCATIONAL TELEVISION AUTHORITY	1
		LOUISIANA SCHOOLS FOR THE DEAF AND VISUALLY IMPAIRED	13
		LOUISIANA UNIVERSITY MARINE CONSORTIUM	5
		NEW ORLEANS CENTER FOR CREATIVE ARTS	2
		OFFICE OF STUDENT FINANCIAL ASSISTANCE	3
		THRIVE BATON ROUGE	1
	UNIVERSITY OF LOUISIANA SYSTEM		192
		GRAMBLING STATE UNIVERSITY	10
		LOUISIANA TECH UNIVERSITY	14
		MCNEESE STATE UNIVERSITY	7
		NICHOLLS STATE UNIVERSITY	8
		NORTHWESTERN STATE UNIVERSITY	12
		SOUTHEASTERN LOUISIANA UNIVERSITY	20
		UNIVERSITY OF LOUISIANA AT LAFAYETTE	101
		UNIVERSITY OF LOUISIANA AT MONROE	11
		UNIVERSITY OF NEW ORLEANS	9

Financial Statements

Office of Risk Management

Statement of Financial Position

ASSETS

Cash and investments	\$43,505,234
Insurance receivables	\$20,480,390
Interest receivable and other assets	\$283,695
Prepaid insurance	\$30,102,541
Capital assets, net of accumulated depreciation	\$4,258
Total assets	\$94,376,118

LIABILITIES AND NET ASSETS

Liabilities	
Loss and expense reserves	\$1,130,370,578
Unearned premium	\$6,691
Other liabilities	\$7,482,847
Total liabilities	\$1,137,860,116
Net assets	
Unrestricted net assets	(\$1,043,483,998)
Total liabilities and net assets	\$94,376,118

Statement of Activities and Changes in Net Assets

OPERATING REVENUES

Premiums written	\$178,019,486
Other revenue	\$29,636
Disaster Recoveries	\$3,172,995
General fund appr./non-tort reimbursement	\$14,939,752
Add unearned premium as of date of statement	(\$3,173)
Less: Cost of insurance	(\$26,919,295)
Total operating revenues	\$169,239,401

OPERATING EXPENSES

General and administrative expenses	\$5,884,706
Claims cost:	
Losses	\$90,349,125
Less: Deductible payment in lieu of premiums	(\$653,143)
Allocated loss adjustment expense	\$41,979,096
Unallocated loss adjustment expense	\$25,887,789
Change in provision for losses/expenses	\$59,814,969
Total operating expenses	\$223,262,542
Operating income (losses)	(\$54,023,141)

NON-OPERATING REVENUES (EXPENSES)

Interest income	\$1,098,122
Gain(loss) on disposal of capital assets	\$0
Total non-operating revenues (expenses)	\$1,098,122
Net income (losses) before transfers	(\$52,925,019)

Transfers in	\$657,766
Transfers out	(\$610,162)
Total (net) transfers	\$47,604
Change in net assets	(\$52,877,415)

Total net assets - beginning	(\$990,606,583)
Prior period adjustment	\$0
Total net assets - beginning, adjusted	(\$990,606,583)
Total net assets - ending	(\$1,043,483,998)

Auto Liability

Statement of Financial Position

ASSETS

Cash and investments	\$8,846,444
Insurance receivables	\$1,406,025
Interest receivable and other assets	\$68
Prepaid insurance	\$0
Capital assets, net of accumulated depreciation	\$248
Total assets	\$10,252,785

LIABILITIES AND NET ASSETS

Liabilities	
Loss and expense reserves	\$53,857,303
Unearned premium	\$0
Other liabilities	\$120,257
Total liabilities	\$53,977,560
Net assets	
Unrestricted net assets	(\$43,724,775)
Total liabilities and net assets	\$10,252,785

Statement of Activities and Changes in Net Assets

OPERATING REVENUES

Premiums written	\$13,824,719
Other revenue	\$628
Disaster Recoveries	\$0
General fund appr./non-tort reimbursement	\$0
Add unearned premium as of date of statement	\$0
Less: Cost of insurance	\$0
Total operating revenues	\$13,825,347

OPERATING EXPENSES

General and administrative expenses	\$392,137
Claims cost:	
Losses	\$3,614,772
Less: Deductible payment in lieu of premiums	\$0
Allocated loss adjustment expense	\$4,418,832
Unallocated loss adjustment expense	\$1,040,185
Change in provision for losses/expenses	\$1,218,592
Total operating expenses	\$10,684,518
Operating income (losses)	\$3,140,829

NON-OPERATING REVENUES (EXPENSES)

Interest income	\$19,390
Gain(loss) on disposal of capital assets	\$0
Total non-operating revenues (expenses)	\$19,390
Net income (losses) before transfers	\$3,160,219

Transfers in	\$0
Transfers out	(\$94,667)
Total (net) transfers	(\$94,667)
Change in net assets	\$3,065,552

Total net assets - beginning	(\$46,790,327)
Prior period adjustment	\$0
Total net assets - beginning, adjusted	(\$46,790,327)
Total net assets - ending	(\$43,724,775)

Auto Physical Damage

Statement of Financial Position

ASSETS

Cash and investments	(\$2,218,708)
Insurance receivables	\$938,736
Interest receivable and other assets	\$0
Prepaid insurance	\$0
Capital assets, net of accumulated depreciation	\$0
Total assets	(\$1,279,972)

LIABILITIES AND NET ASSETS

Liabilities	
Loss and expense reserves	\$1,155,767
Unearned premium	\$0
Other liabilities	\$2,803
Total liabilities	\$1,158,570
Net assets	
Unrestricted net assets	(\$2,438,542)
Total liabilities and net assets	(\$1,279,972)

Statement of Activities and Changes in Net Assets

OPERATING REVENUES

Premiums written	\$1,593,620
Other revenue	\$69
Disaster Recoveries	\$0
General fund appr./non-tort reimbursement	\$0
Add unearned premium as of date of statement	\$0
Less: Cost of insurance	\$0
Total operating revenues	\$1,593,689

OPERATING EXPENSES

General and administrative expenses	\$43,142
Claims cost:	
Losses	\$1,380,499
Less: Deductible payment in lieu of premiums	\$0
Allocated loss adjustment expense	\$231,579
Unallocated loss adjustment expense	\$113,804
Change in provision for losses/expenses	(\$52,987)
Total operating expenses	\$1,716,037
Operating income (losses)	(\$122,348)

NON-OPERATING REVENUES (EXPENSES)

Interest income	\$0
Gain(loss) on disposal of capital assets	\$0
Total non-operating revenues (expenses)	\$0
Net income (losses) before transfers	(\$122,348)

Transfers in	\$0
Transfers out	\$0
Total (net) transfers	\$0
Change in net assets	(\$122,348)

Total net assets - beginning	(\$2,316,194)
Prior period adjustment	
Total net assets - beginning, adjusted	(\$2,316,194)
Total net assets - ending	(\$2,438,542)

Bonds and Crime

Statement of Financial Position

ASSETS

Cash and investments	\$1,809,967
Insurance receivables	\$13,088
Interest receivable and other assets	\$14
Prepaid insurance	\$10,958
Capital assets, net of accumulated depreciation	\$0
Total assets	\$1,834,027

LIABILITIES AND NET ASSETS

Liabilities	
Loss and expense reserves	\$702,455
Unearned premium	\$0
Other liabilities	\$436
Total liabilities	\$702,891
Net assets	
Unrestricted net assets	\$1,131,136
Total liabilities and net assets	\$1,834,027

Statement of Activities and Changes in Net Assets

OPERATING REVENUES

Premiums written	\$98,929
Other revenue	\$6
Disaster Recoveries	\$0
General fund appr./non-tort reimbursement	\$0
Add unearned premium as of date of statement	\$0
Less: Cost of insurance	(\$13,998)
Total operating revenues	\$84,937

OPERATING EXPENSES

General and administrative expenses	\$3,981
Claims cost:	
Losses	(\$40,531)
Less: Deductible payment in lieu of premiums	\$0
Allocated loss adjustment expense	\$6,235
Unallocated loss adjustment expense	\$4,625
Change in provision for losses/expenses	\$274,355
Total operating expenses	\$248,665
Operating income (losses)	(\$163,728)

NON-OPERATING REVENUES (EXPENSES)

Interest income	\$3,485
Gain(loss) on disposal of capital assets	\$0
Total non-operating revenues (expenses)	\$3,485
Net income (losses) before transfers	(\$160,243)

Transfers in	\$0
Transfers out	\$0
Total (net) transfers	\$0
Change in net assets	(\$160,243)

Total net assets - beginning	\$1,291,379
Prior period adjustment	\$0
Total net assets - beginning, adjusted	\$1,291,379
Total net assets - ending	\$1,131,136

General Liability

Statement of Financial Position

ASSETS

Cash and investments	\$126,136,292
Insurance receivables	\$2,467,721
Interest receivable and other assets	\$984
Prepaid insurance	1,622,137
Capital assets, net of accumulated depreciation	\$488
Total assets	\$130,227,622

LIABILITIES AND NET ASSETS

Liabilities	
Loss and expense reserves	\$160,365,704
Unearned premium	\$2,744
Other liabilities	\$251,453
Total liabilities	\$160,619,901
Net assets	
Unrestricted net assets	(\$30,392,279)
Total liabilities and net assets	\$130,227,622

Statement of Activities and Changes in Net Assets

OPERATING REVENUES

Premiums written	\$26,908,690
Other revenue	\$1,166
Disaster Recoveries	\$0
General fund appr./non-tort reimbursement	\$0
Add unearned premium as of date of statement	(\$1,669)
Less: Cost of insurance	(\$1,406,517)
Total operating revenues	\$25,501,670

OPERATING EXPENSES

General and administrative expenses	\$726,743
Claims cost:	
Losses	\$8,711,978
Less: Deductible payment in lieu of premiums	\$0
Allocated loss adjustment expense	\$15,468,329
Unallocated loss adjustment expense	\$2,742,111
Change in provision for losses/expenses	\$5,583,597
Total operating expenses	\$33,232,758
Operating income (losses)	(\$7,731,088)

NON-OPERATING REVENUES (EXPENSES)

Interest income	\$287,806
Gain(loss) on disposal of capital assets	\$0
Total non-operating revenues (expenses)	\$287,806
Net income (losses) before transfers	(\$7,443,282)

Transfers in	\$0
Transfers out	(\$186,811)
Total (net) transfers	(\$186,811)
Change in net assets	(\$7,630,093)

Total net assets - beginning	(\$22,762,186)
Prior period adjustment	\$0
Total net assets - beginning, adjusted	(\$22,762,186)
Total net assets - ending	(\$30,392,279)

Marine, Aviation and Boiler & Machinery

Statement of Financial Position

	Marine	Aviation	Boiler & Machinery
ASSETS			
Cash and investments	(\$3,875,383)	\$6,487,611	(\$3,113,252)
Insurance receivables	\$70,633	\$451,379	\$124,515
Interest receivable and other assets	\$0	\$51	\$0
Prepaid insurance	\$561,461	\$652,186	\$350,735
Capital assets, net of accumulated depreciation	\$0	\$0	\$0
Total assets	(\$3,243,289)	\$7,591,227	(\$2,638,002)
LIABILITIES AND NET ASSETS			
Liabilities			
Loss and expense reserves	\$809,674	\$211,200	\$1,069,978
Unearned premium	\$0	\$0	\$0
Other liabilities	\$7,963	\$9,625	\$6,677
Total liabilities	\$817,637	\$220,825	\$1,076,655
Net assets			
Unrestricted net assets	(\$4,060,926)	\$7,370,402	(\$3,714,657)
Total liabilities and net assets	(\$3,243,289)	\$7,591,227	(\$2,638,002)

Statement of Activities and Changes in Net Assets

OPERATING REVENUES			
Premiums written	\$802,839	\$789,209	\$1,312,035
Other revenue	\$46	\$41	\$73
Disaster Recoveries	\$0	\$0	\$0
General fund appr./non-tort reimbursement	\$0	\$0	\$0
Add unearned premium as of date of statement	\$0	\$0	\$0
Less: Cost of insurance	(\$499,364)	(\$592,538)	(\$326,436)
Total operating revenues	\$303,521	\$196,712	\$985,672
OPERATING EXPENSES			
General and administrative expenses	\$28,564	\$25,855	\$45,277
Claims cost:			
Losses	\$68,554	\$12,993	\$948,627
Less: Deductible payment in lieu of premiums	\$0	\$0	\$0
Allocated loss adjustment expense	\$96,655	\$0	\$2,968
Unallocated loss adjustment expense	\$76,079	\$68,671	\$54,088
Change in provision for losses/expenses	(\$91,530)	\$1,322	(\$39,668)
Total operating expenses	\$178,322	\$108,841	\$1,011,292
Operating income (losses)	\$125,199	\$87,871	(\$25,620)
NON-OPERATING REVENUES (EXPENSES)			
Interest income	\$0	\$14,072	\$0
Gain(loss) on disposal of capital assets	\$0	\$0	\$0
Total non-operating revenues (expenses)	\$0	\$14,072	\$0
Net income (losses) before transfers	\$125,199	\$101,943	(\$25,620)
Transfers in	\$0	\$0	\$0
Transfers out	\$0	\$0	\$0
Total (net) transfers	\$0	\$0	\$0
Change in net assets	\$125,199	\$101,943	(\$25,620)
Total net assets - beginning	(\$4,186,125)	\$7,268,459	(\$3,689,037)
Prior period adjustment	\$0	\$0	\$0
Total net assets - beginning, adjusted	(\$4,186,125)	\$7,268,459	(\$3,689,037)
Total net assets - ending	(\$4,060,926)	\$7,370,402	(\$3,714,657)

Medical Malpractice

Statement of Financial Position

ASSETS

Cash and investments	\$158,833,065
Insurance receivables	\$9,919,760
Interest receivable and other assets	\$1,232
Prepaid insurance	\$0
Capital assets, net of accumulated depreciation	\$934
Total assets	\$168,754,991

LIABILITIES AND NET ASSETS

Liabilities	
Loss and expense reserves	\$89,774,276
Unearned premium	\$0
Other liabilities	\$32,186
Total liabilities	\$89,806,462
Net assets	
Unrestricted net assets	\$78,948,529
Total liabilities and net assets	\$168,754,991

Statement of Activities and Changes in Net Assets

OPERATING REVENUES

Premiums written	\$8,415,222
Other revenue	\$20,853
Disaster Recoveries	\$0
General fund appr./non-tort reimbursement	\$0
Add unearned premium as of date of statement	\$0
Less cost of insurance	\$0
Total operating revenues	\$8,436,075

OPERATING EXPENSES

General and administrative expenses	\$398,401
Claims cost:	
Losses	\$5,704,114
Less: Deductible payment in lieu of premiums	\$0
Allocated loss adjustment expense	\$8,034,364
Unallocated loss adjustment expense	\$1,623,142
Change in provision for losses/expenses	\$7,496,834
Total operating expenses	\$23,256,855
Operating income (losses)	(\$14,820,780)

NON-OPERATING REVENUES (EXPENSES)

Interest income	\$402,507
Gain(loss) on disposal of capital assets	\$0
Total non-operating revenues (expenses)	\$402,507
Net income (losses) before transfers	(\$14,418,273)

Transfers in	\$0
Transfers out	\$0
Total (net) transfers	\$0
Change in net assets	(\$14,418,273)

Total net assets - beginning	\$93,366,802
Prior period adjustment	\$0
Total net assets - beginning, adjusted	\$93,366,802

Property

Statement of Financial Position

ASSETS

Cash and investments	(\$67,722,821)
Insurance receivables	\$3,423,129
Interest receivable and other assets	\$130,636
Prepaid insurance	\$26,580,121
Capital assets, net of accumulated depreciation	\$717
Total assets	(\$37,588,218)

LIABILITIES AND NET ASSETS

Liabilities	
Loss and expense reserves	\$62,817,985
Unearned premium	\$3,947
Other liabilities	\$3,365,134
Total liabilities	\$66,187,066
Net assets	
Unrestricted net assets	(\$103,775,284)
Total liabilities and net assets	(\$37,588,218)

Statement of Activities and Changes in Net Assets

OPERATING REVENUES

Premiums written	\$41,585,480
Other revenue	\$1,882
Disaster Recoveries	\$3,172,995
General fund appr./non-tort reimbursement	\$0
Add unearned premium as of date of statement	(\$1,504)
Less: Cost of insurance	(\$24,054,329)
Total operating revenues	\$20,704,524

OPERATING EXPENSES

General and administrative expenses	\$1,178,525
Claims cost:	
Losses	\$14,171,663
Less: Deductible payment in lieu of premiums	\$0
Allocated loss adjustment expense	\$878,253
Unallocated loss adjustment expense	\$7,794,223
Change in provision for losses/expenses	\$3,657,198
Total operating expenses	\$27,679,862
Operating income (losses)	(\$6,975,338)

NON-OPERATING REVENUES (EXPENSES)

Interest income	\$0
Gain(loss) on disposal of capital assets	\$0
Total non-operating revenues (expenses)	\$0
Net income (losses) before transfers	(\$6,975,338)

Transfers in	\$0
Transfers out	\$0
Total (net) transfers	\$0
Change in net assets	(\$6,975,338)

Road Hazard

Statement of Financial Position

<u>ASSETS</u>	
Cash and investments	(\$343,607,315)
Insurance receivables	\$0
Interest receivable and other assets	\$0
Prepaid insurance	\$0
Capital assets, net of accumulated depreciation	\$361
Total assets	(\$343,606,954)
<u>LIABILITIES AND NET ASSETS</u>	
Liabilities	
Loss and expense reserves	\$90,480,643
Unearned premium	\$0
Other liabilities	\$388,276
Total liabilities	\$90,868,919
Net assets	
Unrestricted net assets	(\$434,475,873)
Total liabilities and net assets	(\$343,606,954)

Statement of Activities and Changes in Net Assets

<u>OPERATING REVENUES</u>	
Premiums written	\$0
Other revenue	\$966
Disaster Recoveries	\$0
General fund appr./non-tort reimbursement	\$9,939,752
Add unearned premium as of date of statement	\$0
Less cost of insurance	\$0
Total operating revenues	\$9,940,718
<u>OPERATING EXPENSES</u>	
General and administrative expenses	\$604,372
Claims cost ⁹ :	
Losses	\$57,973
Less: Deductible payment in lieu of premiums	\$0
Allocated loss adjustment expense	\$5,407,125
Unallocated loss adjustment expense	\$1,574,389
Change in provision for losses/expenses	(\$11,475,012)
Total operating expenses	(\$3,831,153)
Operating income (losses)	\$13,771,871
<u>NON-OPERATING REVENUES (EXPENSES)</u>	
Interest income	\$0
Gain(loss) on disposal of capital assets	\$0
Total non-operating revenues (expenses)	\$0
Net income (losses) before transfers	\$13,771,871
Transfers in	\$0
Transfers out	(\$328,684)
Total (net) transfers	(\$328,684)
Change in net assets	\$13,443,187
Total net assets - beginning	(\$447,919,060)
Prior period adjustment	\$0
Total net assets - beginning, adjusted	(\$447,919,060)
Total net assets - ending	(\$434,475,873)

⁹ Claims Cost Incurred- Loss Payments does not include payments made by the Treasurer that were appropriated by the Legislature for settlements and interest in the amount of \$10,455,458.93 through June 30, 2020. \$175,689.47 of this amount posted in July 2020 and remains in the reserve liabilities.

Workers' Compensation

Statement of Financial Position

ASSETS

Cash and investments	\$153,895,407
Insurance receivables	\$1,665,404
Interest receivable and other assets	\$150,659
Prepaid insurance	\$324,943
Capital assets, net of accumulated depreciation	\$1,510
Total assets	\$156,037,923

LIABILITIES AND NET ASSETS

Liabilities	
Loss and expense reserves	\$669,125,593
Unearned premium	\$0
Other liabilities	\$3,298,037
Total liabilities	\$672,423,630
Net assets	
Unrestricted net assets	(\$516,385,707)
Total liabilities and net assets	\$156,037,923

Statement of Activities and Changes in Net Assets

OPERATING REVENUES

Premiums written	\$82,688,743
Other revenue	\$3,906
Disaster Recoveries	\$0
General fund appr./non-tort reimbursement	\$0
Add unearned premium as of date of statement	\$0
Less: Cost of insurance	(\$26,113)
Total operating revenues	\$82,666,536

OPERATING EXPENSES

General and administrative expenses	\$2,437,709
Claims cost:	
Losses	\$52,951,761
Less: Deductible payment in lieu of premiums	(\$653,143)
Allocated loss adjustment expense	\$7,433,256
Unallocated loss adjustment expense	\$10,796,472
Change in provision for losses/expenses	\$53,242,268
Total operating expenses	\$126,208,323
Operating income (losses)	(\$43,541,787)

NON-OPERATING REVENUES (EXPENSES)

Interest income	\$356,308
Gain(loss) on disposal of capital assets	\$0
Total non-operating revenues (expenses)	\$356,308
Net income (losses) before transfers	(\$43,185,479)

Transfers in	\$0
Transfers out	\$0
Total (net) transfers	\$0
Change in net assets	(\$43,185,479)

Total net assets - beginning	(\$473,200,228)
Prior period adjustment	\$0
Total net assets - beginning, adjusted	(\$473,200,228)
Total net assets - ending	(\$516,385,707)

Miscellaneous

Statement of Financial Position

	Survivor Benefits Payments	Future Medical Fund
<u>ASSETS</u>		
Cash and investments	\$6,644,089	\$1,389,838
Insurance/reinsurance balances receivable	\$0	\$0
Insurance receivables	\$51	\$0
Prepaid insurance	\$0	\$0
Capital assets, net of accumulated depreciation	\$0	\$0
Total assets	\$6,644,140	\$1,389,838
<u>LIABILITIES AND NET ASSETS</u>		
Liabilities		
Loss and expense reserves	\$0	\$0
Unearned premium	\$0	\$0
Other liabilities	\$0	\$0
Total liabilities	\$0	\$0
Net assets		
Unrestricted net assets	\$6,644,140	\$1,389,838
Total liabilities and net assets	\$6,644,140	\$1,389,838

Statement of Activities and Changes in Net Assets

<u>OPERATING REVENUES</u>		
Premiums written	\$0	\$0
Other revenue	\$0	\$0
Disaster Recoveries	\$0	\$0
General fund appr./non-tort reimbursement	\$5,000,000	\$0
Add unearned premium as of date of statement	\$0	\$0
Less cost of insurance	\$0	\$0
Total operating revenues	\$5,000,000	\$0
<u>OPERATING EXPENSES</u>		
General and administrative expenses	\$0	\$0
Claims cost:		
Losses	\$2,156,560	\$610,162
Less: Deductible payment in lieu of premiums	\$0	\$0
Allocated loss adjustment expense	\$1,500	\$0
Total operating expenses	\$2,158,060	\$610,162
Operating income (losses)	\$2,841,940	(\$610,162)
<u>NON-OPERATING REVENUES (EXPENSES)</u>		
Interest income	\$14,554	\$0
Total non-operating revenues (expenses)	\$14,554	\$0
Net income (losses) before transfers	\$2,856,494	(\$610,162)
Transfers in	\$0	\$657,766
Transfers out	\$0	\$0
Total (net) transfers	\$0	\$657,766
Change in net assets	\$2,856,494	\$47,604
Total net assets - beginning	\$3,787,646	\$1,342,234
Prior period adjustment	\$0	\$0
Total net assets - beginning, adjusted	\$3,787,646	\$1,342,234
Total net assets - ending	\$6,644,140	\$1,389,838

Notes to the Financial Statements

INTRODUCTION

The Office of Risk Management is an agency of the State of Louisiana reporting entity and was created in accordance with Title 39, Chapter 1527:1544 of the Louisiana Revised Statutes of 1950 as a part of the Executive branch of government. The Office of Risk Management is charged with administering the self-insurance program within the State of Louisiana.

The mission of the Office of Risk Management is to develop, direct, achieve and administer a cost effective comprehensive risk management program for all agencies, boards and commissions of the State of Louisiana and for any other entity for which the State has an equity interest, in order to preserve and protect the assets of the State of Louisiana.

Funds of the self-insurance program may only be used for payment of losses incurred by State agencies under the program together with insurance premiums, legal expenses and administrative costs. The Office has the duty to negotiate, compromise, and settle all claims, including all tort claims against the State or State agencies covered by the program, and all tort claims against the State or State agencies not covered by the program when funding is provided by the legislature through the State General Fund.

A. *SUMMARY OF SIGNIFICANT ACCOUNTING POLICIES*

The Office of Risk Management prepares an annual report in compliance with Louisiana Revised Statute 39:1537 that requires the commissioner of administration to submit to the governor, the attorney general, and the legislature annually a formal report on the State's risk management program. Compliance with this statute necessitates a financial statement presentation that reports financial data associated with the State's risk management program by type and line of coverage.

The accompanying unaudited accrual financial statements have been prepared to meet the specific requirements of LRS 39:1537. This basis of accounting provides information that is more characteristic of the insurance industry reporting standards than governmental reporting standards.

In addition to the accompanying regulatory financial statements, the Office of Risk Management prepares annual financial reports in accordance with the procedures established by the Division of Administration. In these annual reports, the financial activities of the Office of Risk Management are accounted for on a governmental accounting fund basis whereby a set of separate, self-balancing accounts are maintained to account for appropriated or authorized activities. The information presented is reported under the modified accrual basis of accounting as prescribed by generally accepted accounting principles for such fund level reporting.

The general fixed assets and long-term obligations of the agency are not recognized in the financial statements prepared by the Office of Risk Management at governmental accounting fund level. All capital assets of the primary government, however, are reported at the government-wide level of reporting, as required by generally accepted accounting principles.

Annually the State of Louisiana issues a comprehensive annual financial report that complies with requirements of Governmental Accounting Standards Board Statement No. 34, *Basic Financial Statements – and Management's Discussion and Analysis – for State and Local Governments* (GASB 34), which includes the activity contained in the Office of Risk Management annual financial

statements prepared under generally accepted accounting principles. The comprehensive annual financial report is audited by the Louisiana Legislative Auditor.

LRS 39:1537 does not dictate disclosure requirements for capital assets and long-term debt; accordingly, the accompanying financial statements are not prepared in conjunction with the requirements of GASB 34. Additionally, since these financial statements are prepared using accrual financial data rather than modified accrual financial data, these statements have not been prepared in compliance with generally accepted accounting principles.

1. Self-Insurance Fund – Lines of Coverage and Miscellaneous Programs

Auto Liability

The auto liability line of coverage is used to account for all bodily injury and/or property damage claims caused by State-owned licensed/rented/leased vehicles used on State business. Auto non-ownership liability is also accounted for in this line of coverage, providing excess coverage due to the operation of an employee's personally owned vehicle while on State business. This coverage is fully self-insured by the State of Louisiana.

Auto Physical Damage

The auto physical damage line of coverage is used to account for all auto physical damage claims on State-owned licensed/rented/leased vehicles used for State business. This coverage is fully self-insured by the State of Louisiana.

Bonds and Crime

The bonds and crime line of coverage is used to account for loss of money, securities, and other property damaged and/or stolen as a result of crime committed by State employees or by a third party. This coverage is fully self-insured by the State of Louisiana.

Workers' Compensation

This line of coverage is used to account for workers' compensation coverage provided to all State employees, and this coverage is fully self-insured. Commercial insurance coverage, however, is purchased under the authority of R.S. 39:1527, et seq., and provides coverage to certain other entities for which the State has an equity interest.

Property

The property line of coverage is used to account for first party losses to buildings and contents in which the State has an insurable interest. In addition, it is used to account for scheduled bridge property losses. The State of Louisiana provides property coverage for Named Hurricane losses up to a limit of \$450,000,000, which includes excess coverage of \$400,000,000 plus a Self-Insured Retention (SIR) of \$50,000,000 per occurrence. The flood peril has a total combined single limit of \$375,000,000, which includes excess coverage of \$325,000,000 plus a SIR of \$50,000,000. All other perils have a limit of \$800,000,000, each with a SIR of \$10,000,000. Fine Arts coverage is provided on a Statewide basis with a separate combined single limit of \$400,000,000.

General Liability

The general liability line of coverage is used to account for third party injuries or losses and wrongful acts where the State is legally liable. It also includes personal injury coverage, such as

false arrest, detention or imprisonment; malicious prosecution; wrongful entry or eviction; libel, slander or defamation of character; or violation or deprivation of rights, privileges, or immunities secured by law. This coverage is fully self-insured by the State of Louisiana. Commercial insurance coverage, however, is purchased to provide coverage to certain other entities for which the State has an equity interest. Cyber liability, which provides coverage for confidential and health information data breaches is also included within this line.

Wet Marine

The marine line of coverage is used to account for watercraft liability and loss or damage to covered vessels, including its machinery, fittings and equipment. This coverage is provided through commercial insurance policies with a large SIR.

Cyber Liability

This policy provides coverage for security breaches of electronic data including personally identifiable, non-public information while in the control of or managed by a State agency who is serviced by the Office of Technology Services. All of the Higher Education Institutions are also provided coverage under this policy. Personally identifiable information includes social security numbers, date of birth, driver's license number, etc. The policy also covers a variety of expenses associated with security breaches, including but not limited to: notification costs, credit monitoring expense, etc. This coverage is provided through a commercial policy with a large SIR.

Aviation

The aviation line of coverage is used to account for aircraft liability, airport liability and physical damage to aircraft that are covered under the policy. This coverage is provided through commercial insurance policies.

Equipment Breakdown (Boiler & Machinery)

The equipment breakdown line of coverage is used to account for loss or damages to boilers and specific machinery located in buildings for which the State has legal liability. This coverage is provided through commercial insurance policies with a large SIR.

Medical Malpractice

The medical malpractice line of coverage is used to account for claims involving state qualified health care providers as provided for in Louisiana Revised Statute 40:1237.1 et. seq. This coverage is inclusive of claims at clinics and hospitals in the State's prison system, higher education student clinics at public state universities, and higher education staff and residents from public state institutions placed in private hospitals and clinics throughout the State, while completing their educational requirements. This coverage is fully self-insured by the State of Louisiana.

Road Hazard

The road hazard line of coverage is used to account for Office of Risk Management costs for investigating, adjusting and managing claims against the State of Louisiana's Department of Transportation and Development (DOTD) for damages resulting from the establishment, design, construction, existence, ownership, maintenance, use, extension, improvement, repair, or regulation of any State bridge, tunnel, dam, street, road, highway, or expressway. The Office of Risk Management does not insure this coverage, but receives general fund

appropriations to cover costs of services noted above and for settlement of small non-litigated claims. DOTD became self-insured for litigated road hazard claims liability on July 1, 1988.

Miscellaneous Programs

- a) Survivor’s benefits payments made in accordance with RS 40:1665 Et al. are accounted for as a miscellaneous program. Premiums are not billed or collected for these payments, but funding is provided through State General Fund appropriations made to the Office of Risk Management.
- b) Medical care costs, paid through the Future Medical Care Fund established in the State Treasury by RS 39:1533.2, are accounted for as a miscellaneous program. At the close of each fiscal year, the treasurer reimburses the Future Medical Care Fund from the Self-Insurance Fund an amount equal to the monies expended from the Future Medical Care Fund during that fiscal year.

2. Basis of Accounting

The Office of Risk Management maintains secondary accounting records by type and line of insurance coverage, following accrual accounting principles. This secondary system is updated monthly, and reconciled to the Office of Risk Management financial transactions entered in the statewide administrative applications through normal business processes. The secondary accounting records were used in preparation of the accompanying unaudited accrual financial statements.

Accrual accounting is a method that measures the performance and position of an entity by reporting economic events, regardless of when cash transactions occur. The general idea is that economic events are recognized by matching revenues to expenses at the time in which the transaction occurs rather than when payment is made (or received).

B. ASSETS

- 1. Cash and investments – All cash and investments of the Office of Risk Management are held in accounts approved by the State Treasury and under the oversight of the cash management program of the State of Louisiana. Balances at June 30, 2020 are as follows:

Self-insurance fund	\$	42,115,396
Future medical care fund		<u>1,389,838</u>
Total		<u>\$ 43,505,234</u>

- 2. Insurance receivables – Balances at June 30, 2020, are as follows:

Insurance premiums due from State agencies	\$	19,655,293
Excess insurance receivable due from reinsurers		<u>825,097</u>
Total		<u>\$ 20,480,390</u>

3. Prepaid insurance – Payments had been made as of the balance sheet date for certain commercial excess insurance policies where the coverage period(s) extend beyond June 30, 2020.

C. LIABILITIES

1. Loss and expense reserves – Reserves for losses and loss expense liability within risk limitations, net of excess insurance. Balances at June 30, 2020, are as follows:

Reserves for payment of claims	\$ 329,735,655
Reserves for allocated loss adjustment expenses	90,221,800
Reserves for unallocated loss adjustment expenses	154,900,528
Reserves for incurred but not reported	591,053,195
Estimated recoveries	<u>(35,540,600)</u>
Total	<u>\$1,130,370,578</u>

2. Other Liabilities – Balances at June 30, 2020, are as follows:

Accounts payable and other accrued liabilities	\$ 813,501
Amount payable to State Treasury for FUMD	610,162
Workers' compensation assessment payable	<u>6,065,875</u>
Total	<u>\$ 7,489,538</u>

D. NET ASSETS

In the equity section of the Office of Risk Management's financial statements, net assets represent the accumulation over time of any differences (positive or negative) between accrual revenues and expenses. For many years, the budgets for the Office of Risk Management have been appropriated at less than actuarial cost requirements; therefore, the Self Insurance Fund accrual financial statements reflect a deficit net asset balance. The deficit of (\$1,043,483,998) incorporates the net unfunded accrued claims liability at June 30, 2020.

E. REVENUES

The Office of Risk Management's primary source of revenue relates to the premiums written for program participants, including both self-insurance and commercial excess insurance premiums.

Premiums are actuarially developed discounted to a one-year cash needs basis and allocated to the program participants on the basis of exposure and experience. Once developed, the premium is submitted to the State Office of Planning and Budget. After budgets have been established and passed by the Legislature, the Office of Planning and Budget prepares a schedule of the risk management program authorized premiums, at appropriation. Using this schedule at the beginning of the fiscal year, annual premiums are adjusted for safety credits and safety penalties.

A secondary source of revenue relates to State General Fund appropriations to the program to cover costs of the Office of Risk Management relating to road hazards and to fund survivor's benefits in accordance with RS 40:1665 Et al.

F. EXPENSES

Typical annual accrual expenses of the Office Risk Management program include the following:

General and administrative expenses include costs for administrative salaries and related benefits, travel, training, operating services, supplies, professional services for loss prevention and other consulting services.

Claims loss payments are direct costs necessary in managing specific claims. Medical and indemnity payments on workers' compensation claims are examples.

Allocated loss adjustment expenses include costs that are assignable or allocable to specific claims. Fees paid to attorneys, experts, and investigators used to defend claims are examples.

Unallocated loss adjustment expenses include external, internal, and administrative claims handling expenses, including determination of coverage, that are not included in allocated loss adjustment expenses. Third party administrator fees and State assessments for worker compensation self-insured programs are examples.

Change in provision for losses/expenses relates to any adjustments to reserves liabilities necessary during the fiscal period, to arrive at the total reserves liabilities recognized on accrual financial statements prepared.

G. TRANSFERS

Amounts transferred in and out of the Self-Insurance Fund during the fiscal year ended June 30, 2020 relate to:

Net Transfers to and from State Treasury to set up and reimburse the future medical care fund	\$ 47,604
--	-----------

H. RISK EXPOSURES

There are four basic types of risks to which the State is exposed. Loss can occur as a result of (1) damage to property, (2) loss of property, (3) loss of income or increased costs because of damage to or loss of property, and (4) liability to others as a result of injury to persons or property. These four main types of risks are not mutually exclusive, they are interrelated. Many accidents and claims involve losses in several risk areas.

Risk Management is a process for identifying and controlling risks. Until the mid-1970's, the traditional method of minimizing losses was to transfer risk to a commercial insurance company. Over the years, the State has elected more self-insurance due to fluctuations in commercial insurance premiums and our more seasoned ability to assess exposure and mitigate losses through loss prevention. Now the Office of Risk Management handles the risks to which the State is exposed through a program that includes self-insurance to a specific level and excess commercial insurance for certain risks above that level. The \$ limits will vary according to coverage.

The best way to insure against loss, however, is through loss prevention and safety programs. Such programs help minimize losses, save money, and most importantly, protect state employees and

citizens. The Office of Risk Management aggressively pursues loss prevention through utilization of a third party administrator for loss control inspections, training and consultation with agencies on their safety programs.

I. CHANGES IN COVERAGE

During fiscal year 2019-2020, The State of Louisiana provided property coverage for Named Hurricane losses up to a limit of \$450,000,000, which included excess coverage of \$400,000,000 plus a Self-Insured Retention (SIR) of \$50,000,000 per occurrence. The flood peril had a total of \$325,000,000 plus a SIR of \$50,000,000. The earthquake peril had a total of \$325,000,000 plus an SIR of \$10,000,000 for a total of \$385,000,000. All other perils had a limit of \$800,000,000, each with a SIR of \$10,000,000.

During the 2011 Regular Legislative Session, legislation was passed relative to the Louisiana Granting Resources and Autonomy for Diplomas Act (Act No. 418). The act provides for additional operational autonomies to be granted to public postsecondary education institutions, including but not limited to authority and exemptions relative to budgetary management, capital outlay, risk management, and procurement. LSU was granted their risk management autonomy October 2014. LSU exercised this authority in a limited capacity by withdrawing three insurance programs from ORM beginning July 1, 2015: Workers' Compensation, Property (including boiler), and bond/crime. LSU withdrew the remaining liability lines of coverage, excluding medical malpractice, July 1, 2016: commercial general liability automobile liability and physical damage, wet marine, and publisher's media liability.

J. UPDATE ON CASE LAW IMPACT

Past significant changes in case law continue to have an adverse impact on the state's liability in general liability claims. On September 3, 1993, the Supreme Court of Louisiana, per case No. 93-C-0472, reversed a lower court's decision in applying Louisiana Revised Statute 13:5106 (B)(1) which provides that "(l) any suit for personal injury, the total amount recoverable, exclusive of medical care and related benefits and loss of earnings, and loss of future earnings, as provided in this Section, shall not exceed five hundred thousand dollars (\$500,000)." The Supreme Court held that the ceiling contravenes the constitutional proscription against sovereign immunity contained in LA - Constitution, Article XII, § 10. As a result of this ruling, the \$500,000 ceiling on general damages in a personal injury suit was removed and the State of Louisiana faced larger exposure in suits of this nature. This action has the potential to have an adverse effect on 13 claims with outstanding reserves that total \$1,003,000.

In 1995, the Louisiana electorate ratified a constitutional amendment authorizing the Legislature to cap liability. The result was tort reform acts passed by the Legislature which places a cap on general damages of \$500,000 with no cap on special damages, and limits joint and solidary liability to a tortfeasor's allocated degree (percentage) of fault.

On May 9, 1996, Act No. 63, known as the "Louisiana Governmental Claims Act" was approved by the governor. This act limits recovery of general (but not special) damages in all suits for personal injury and wrongful death. The act states "the total amount recoverable, including all derivative claims, exclusive of property damages, medical care and related benefits and loss of earnings, and loss of future earnings, shall not exceed five hundred thousand dollars." This Act was not applied retroactively, but did provide for a reduction of costs in claims following its enactment. In February of 2004, the Louisiana Supreme Court ruled that La. R.S. 13:5106, as amended by said Act 63, limits

the recovery of wrongful death damages, exclusive of loss of earnings, to \$500,000 per claimant and is not a limit per victim. The result was to expand the potential liability associated with wrongful death claims. By Act 1 of 2005, the Legislature further amended such statute to change the effect of the Supreme Court ruling by making explicit that the limit on recovery of general damages for wrongful death is, in fact, per victim, or \$500,000 total.

K. ESTIMATING UNPAID CLAIM LIABILITIES

The philosophy relevant to ORM's reserving policy is based on the best determination of the State's exposure taking into consideration the severity of the injury and the comparative fault if applicable. In those cases, where suit has been filed, the attorney is requested to evaluate the State's exposure as early as possible in order to establish a proper reserve.

Workers Compensation reserves are based on exposure determined by the severity of injury, age of claimant, education or lack of it, and potential return to employment.

L. CATASTROPIC EVENTS

Hurricane Katrina

Hurricane Katrina struck the state of Louisiana on August 29, 2005. As of June 30, 2020, state agencies have filed claims for Hurricane Katrina property losses with reserves of \$502.4 million. Through June 30, 2020, ORM has paid state agencies \$220.0 million for Hurricane Katrina property claims. State agencies continue to make requests for reimbursement of damages. In Fiscal Year 2012-2013, ORM received the final payment from the excess insurance carriers.

Hurricane Rita

Hurricane Rita struck the state of Louisiana on September 24, 2005. As of June 30, 2020 state agencies have filed claims for Hurricane Rita property losses with reserves of \$13.3 million. Payments to state agencies total \$12.4 million through June 30, 2020, and ORM continues to receive requests from state agencies for reimbursement of property losses. In Fiscal Year 2014-2015, ORM received payment from the excess insurance carriers in the amount of \$4.75 million.

Hurricane Gustav

Hurricane Gustav struck the state of Louisiana on September 1, 2008. As of June 30, 2020, state agencies have filed claims for Hurricane Gustav property losses with reserves of \$100.0 million. Property claims paid through June 30, 2020 are in excess of \$96.8 million. In Fiscal Year 2013-2014, ORM received the final payment from the excess insurance carriers.

Hurricane Ike

Hurricane Ike struck the state of Louisiana on September 13, 2008. As of June 30, 2020, state agencies have filed claims for Hurricane Ike property losses with reserves of \$2.1 million. Property claims paid through June 30, 2020, were \$2.1 million.

Hurricane Isaac

ORM is the applicant for the state for reimbursement from FEMA for repairs to building and content damages caused by Hurricane Isaac. ORM received \$5.2 million in FEMA reimbursements from GOHSEP through June 30, 2020. As of June 30, 2020, state agencies have filed claims for Hurricane

Isaac property losses with reserves of \$9.5 million. Payments made on claims total \$8.5 million through June 30, 2020.

2016 Flooding in North Louisiana

Parts of northern Louisiana weathered an extreme amount of rainfall from March 9-12, 2016. As a result, the Sabine and Pearl Rivers rose to record levels inflicting massive amounts of property damage State-wide. As of June 30, 2020, state agencies have filed claims for the March 2016 Flood Event property losses with reserves of \$9.7 million. Payments made on claims total \$9.0 million through June 30, 2020. ORM received \$5.1 million in FEMA reimbursements from GOHSEP and \$456,854 in Community Development Block Grant proceeds for the State's Non-federal Cost Share match program through June 30, 2020.

FY 2017 Flooding in South Louisiana

Southern Louisiana received heavy rainstorms that caused major flooding in August 2016. ORM received 356 Property Losses with total incurred losses of \$45.0 million as of June 30, 2020. Payments made on claims total \$15.4 million through June 30, 2020. ORM received \$12.3 million in FEMA reimbursements from GOHSEP and \$100,173 in Community Development Block Grant proceeds for the State's Non-federal Cost Share match program through June 30, 2020.

Hurricane Harvey

ORM is the applicant for the state for reimbursement from FEMA for repairs to building and content damages caused by Hurricane Harvey. ORM received \$116,840 in FEMA reimbursements from GOHSEP through June 30, 2020. As of June 30, 2020, state agencies have filed claims for Hurricane Harvey property losses with reserves of \$158,729. Payments made on claims total \$156,729 through June 30, 2020.

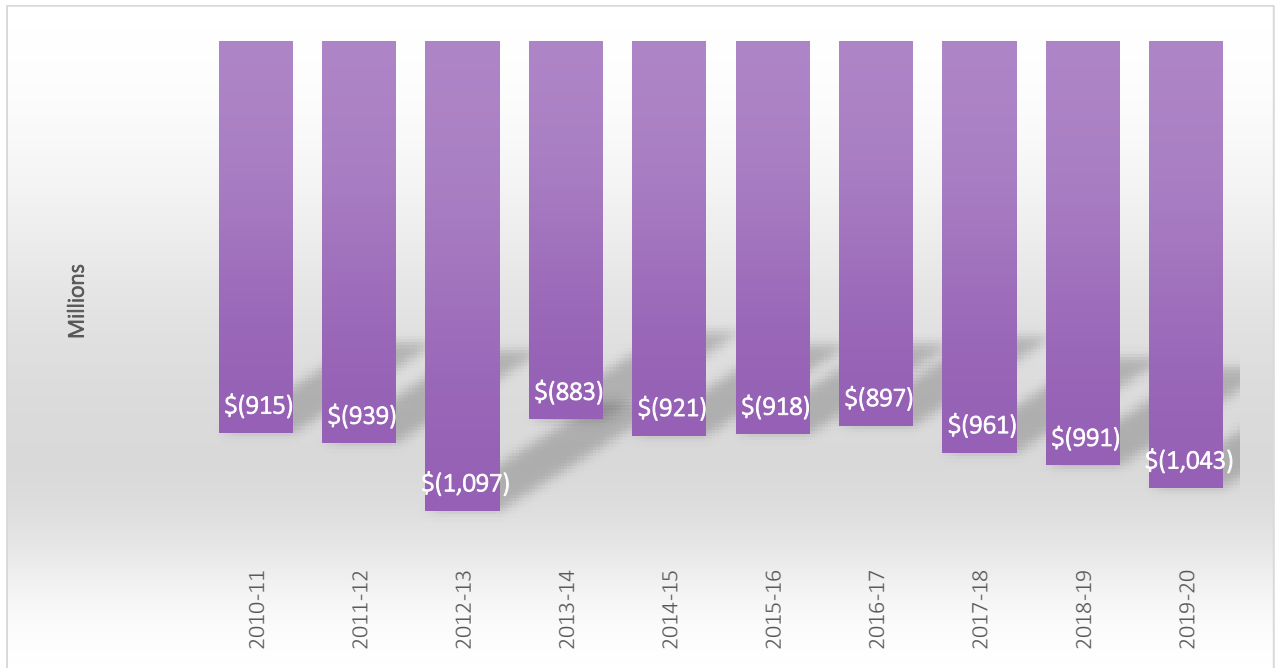
Ruston Tornado

ORM is the applicant for the State for reimbursement from FEMA for repairs to building and content damages caused by the Tornado that hit the La. Tech Campus on April 25, 2019. As of June 30, 2020, state agencies have filed insurance claims for property losses with reserves of approximately \$11.2 million. The Office of Risk Management has a \$5 million Self-Insured Retention for losses relating to this event and has collected \$2.9 million in excess insurance through June 30, 2020. ORM received \$1.1 million in FEMA reimbursements from GOHSEP through June 30, 2020.

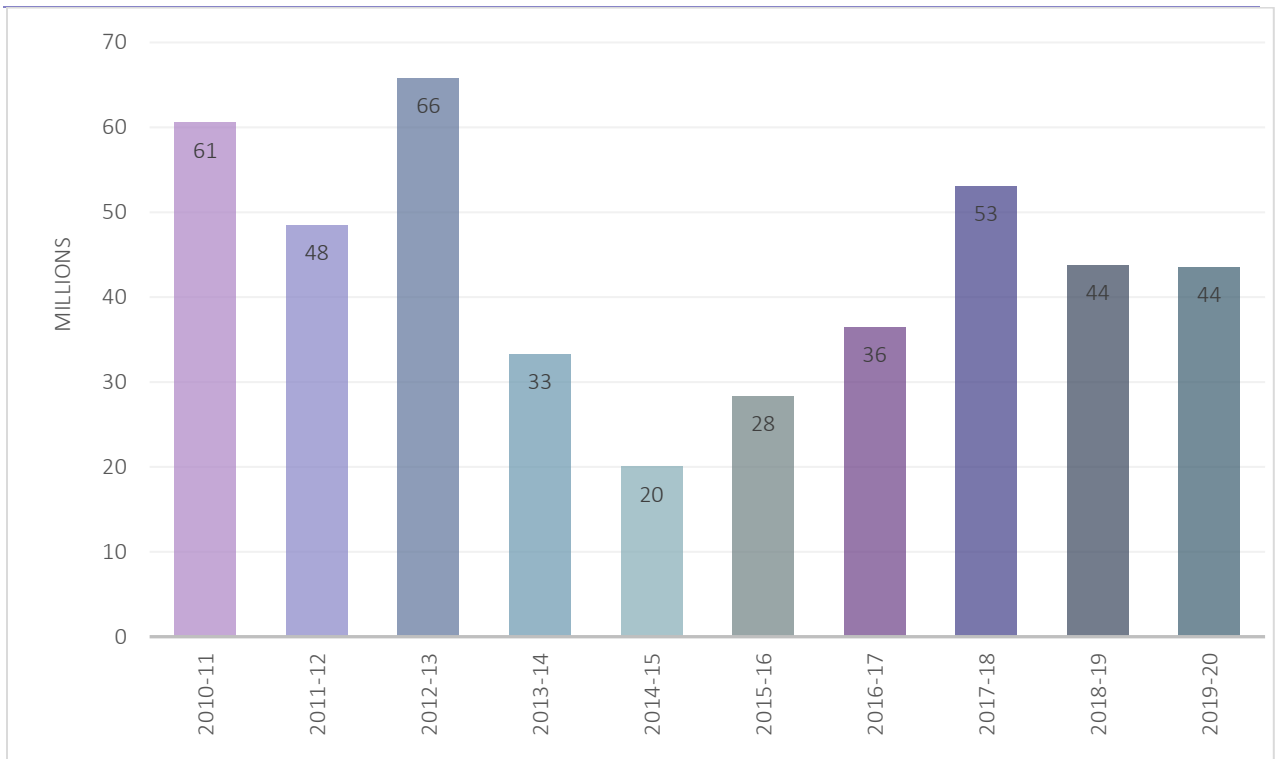
Hurricane Barry

ORM is the applicant for the state for reimbursement from FEMA for repairs to building and content damages caused by Hurricane Barry. ORM received \$195,519 in FEMA reimbursements from GOHSEP through June 30, 2020. As of June 30, 2020, state agencies have filed claims for Hurricane Barry property losses with reserves of \$2.2 million. Payments made on claims total \$907,326 through June 30, 2020.

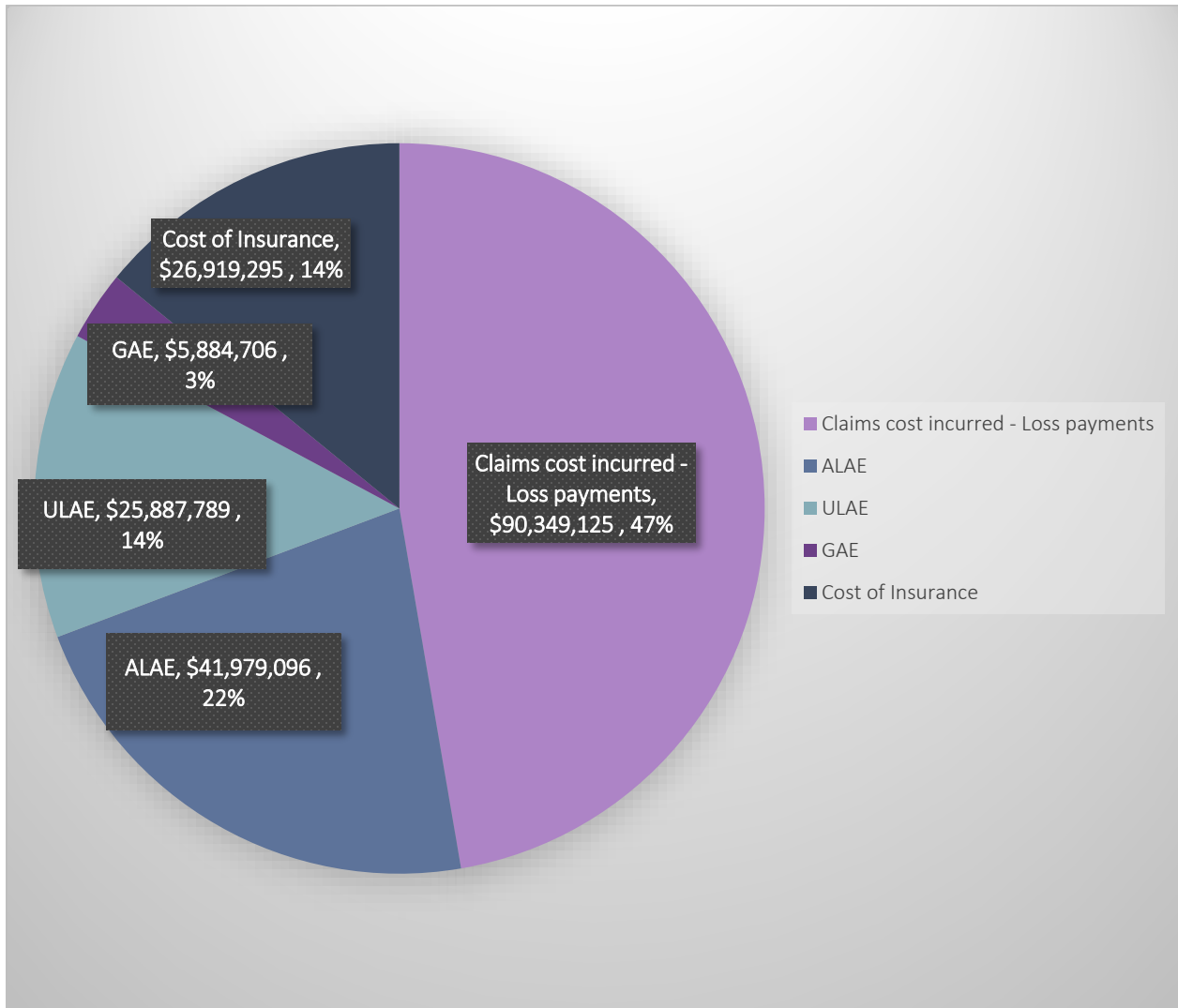
Fund Equity



Cash Balance



Cash Expenditures by Category



General and Administrative Expenses include costs for administrative salaries and related benefits, travel, training, operating services, supplies, professional services for loss prevention and other consulting services.

Claims Loss Payments are direct costs necessary in managing specific claims. Medical and indemnity payments on workers' compensation claims are examples.

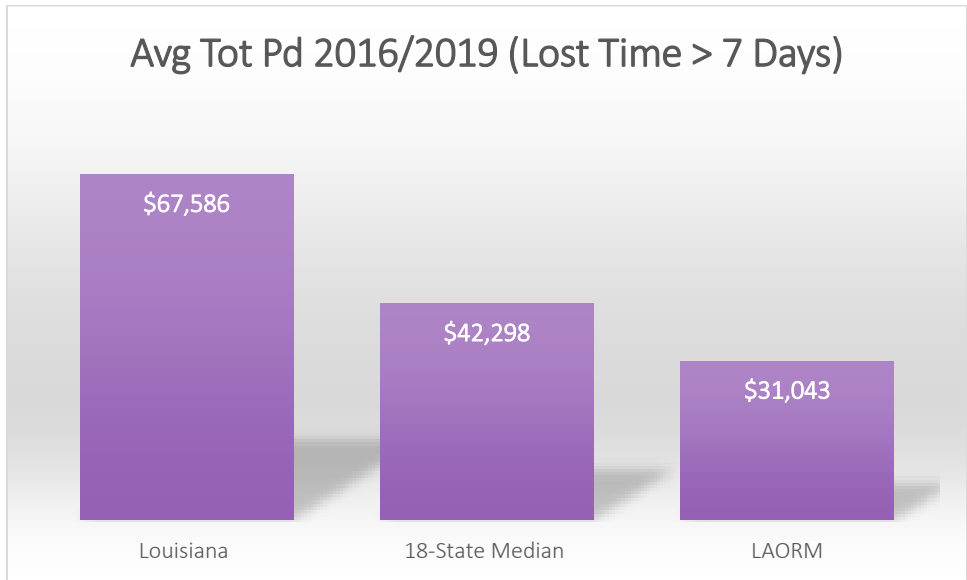
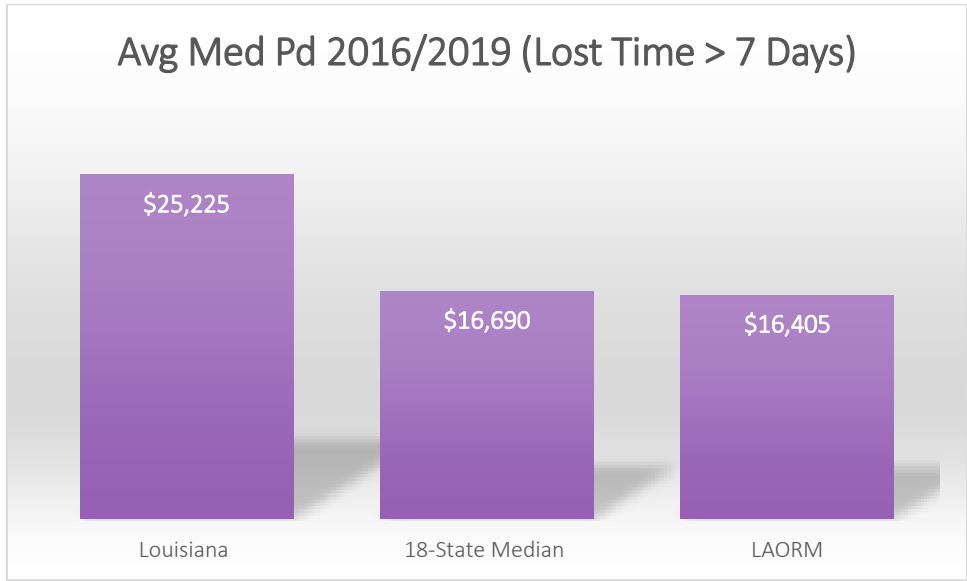
Allocated Loss Adjustment Expenses include costs that are assignable or allocable to specific claims. Fees paid to attorneys, experts, and investigators used to defend claims are examples.

Unallocated Loss Adjustment Expenses include external, internal, and administrative claims handling expenses, including determination of coverage, that are not included in allocated loss adjustment expenses. Third party administrator fees and State assessments for worker compensation self-insured programs are examples.

State Comparisons

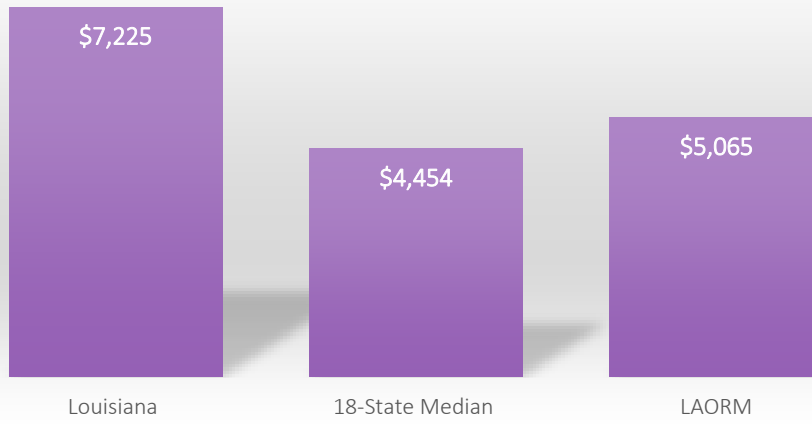
The comparisons are based on the Workers Compensation Research Institute's CompScope Benchmarks for Louisiana 20th Edition.

WC Claims with 36 Month Maturity (2016/2019)¹⁰

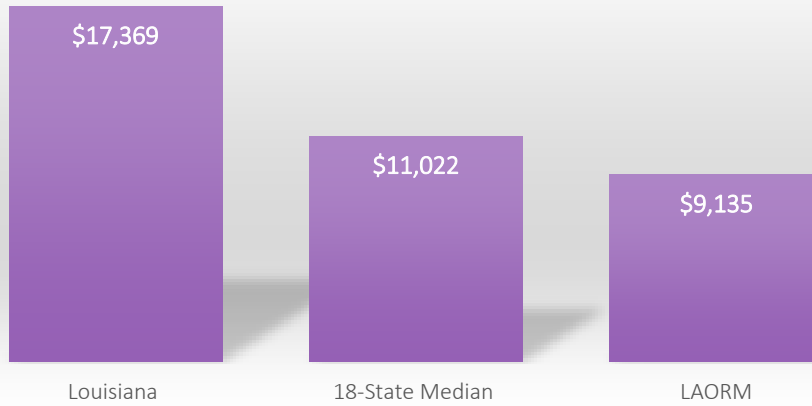


¹⁰ 2016/2019 refers to claims arising from October 1, 2015, through September 30, 2016, evaluated as of March 31, 2019.

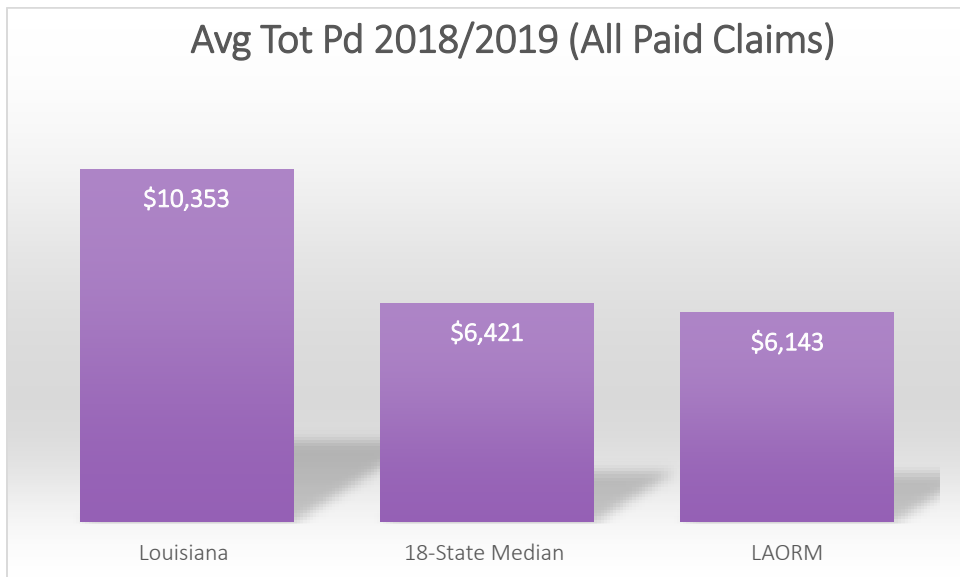
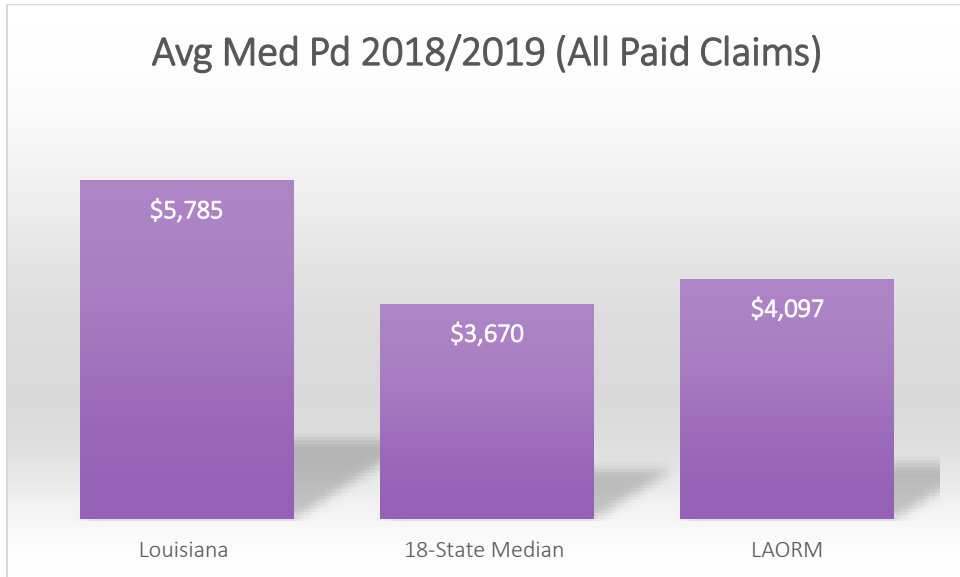
Avg Med Pd 2016/2019 (All Paid Claims)



Avg Tot Pd 2016/2019 (All Paid Claims)

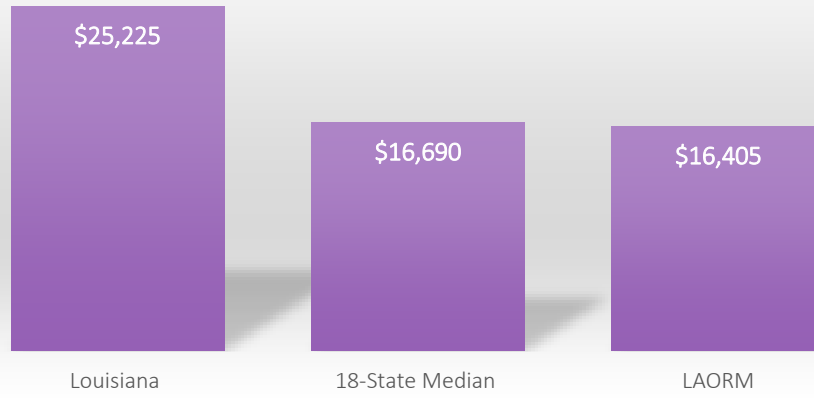


WC Claims with 12 Month Maturity (2018/2019)¹¹

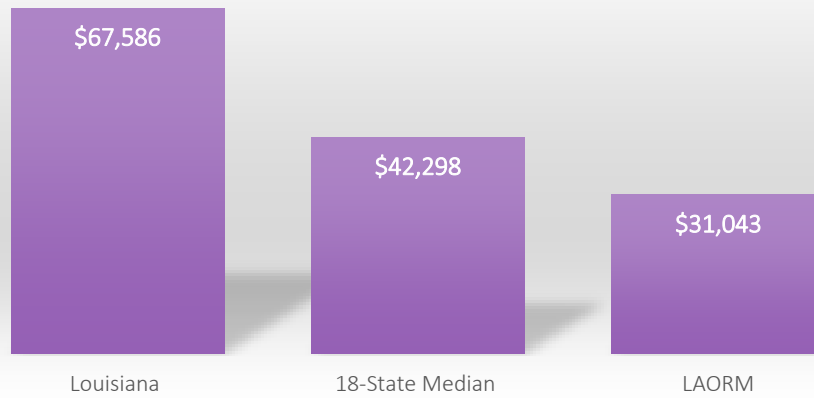


¹¹ 2018/2019 refers to claims arising from October 1, 2017, through September 30, 2018, evaluated as of March 31, 2019.

Avg Med Pd 2016/2019 (Lost Time > 7 Days)



Avg Tot Pd 2016/2019 (Lost Time > 7 Days)



5-Year Claim History by Department and Agency

DEPARTMENT/AGENCY/UNIT	FY16	FY17	FY18	FY19	FY20	5-YR
DEPARTMENT OF CHILDREN AND FAMILY SERVICE	320	424	307	310	235	1596
CGL	49	48	32	23	14	166
OFF OF CHILDREN & FAMILY SERVICES (OCFS)	49	48	32	23	14	166
OCFS - ADMINISTRATION	4	5	3			12
OCFS - OFFICE OF THE SECRETARY				3		3
OCFS -REGION 1 - ORLEANS		1	2	2	1	6
OCFS- REGION 3 - COVINGTON	6	11	6	3	2	28
OCFS- REGION 4 - THIBODAU	2		1		5	8
OCFS- REGION 6 LAKE - CHARLES	2	6	3	1		12
OCFS -REGION 7 - ALEXANDRIA	3	3	5	3	1	15
OCFS -REGION 8 - SHREVEPORT	8	6	2	6	1	23
OCFS -REGION 9 - MONROE		1	3	1		5
OCFS-REGION 2- BATON ROUGE	8	8	4	2	1	23
OCFS-REGION 5 - LAFAYETTE	16	7	3	2	3	31
PROPERTY	1	4	3	4	1	13
OFF OF CHILDREN & FAMILY SERVICES (OCFS)	1	4	3	4	1	13
OCFS - ADMINISTRATION		2	1			3
OCFS -DISABILITY DETERMINATION				1		1
OCFS- REGION 3 - COVINGTON		1				1
OCFS- REGION 4 - THIBODAU				2		2
OCFS- REGION 6 LAKE - CHARLES			2			2
OCFS -REGION 7 - ALEXANDRIA				1	1	2
OCFS-REGION 2- BATON ROUGE		1				1
OCFS-REGION 5 - LAFAYETTE	1					1
TRANSPORTATION	149	127	109	166	120	671
OFF OF CHILDREN & FAMILY SERVICES (OCFS)	149	127	109	166	120	671
OCFS - ADMINISTRATION	6	9	4	3	9	31
OCFS -DISABILITY DETERMINATION			1			1
OCFS -REGION 1 - ORLEANS	14	11	10	11	14	60
OCFS- REGION 3 - COVINGTON	16	28	14	15	17	90
OCFS- REGION 4 - THIBODAU	20	3	14	13	7	57
OCFS- REGION 6 LAKE - CHARLES	9	12	8	9	7	45
OCFS -REGION 7 - ALEXANDRIA	10	14	8	20	15	67
OCFS -REGION 8 - SHREVEPORT	12	13	10	21	22	78
OCFS -REGION 9 - MONROE	29	15	18	23	11	96
OCFS-REGION 2- BATON ROUGE	5	15	3	13	4	40
OCFS-REGION 5 - LAFAYETTE	28	7	19	38	14	106

DEPARTMENT/AGENCY/UNIT	FY16	FY17	FY18	FY19	FY20	5-YR
DEPARTMENT OF CHILDREN AND FAMILY SERVICE	320	424	307	310	235	1596
WORKERS COMPENSATION	121	245	163	117	100	746
OFF OF CHILDREN & FAMILY SERVICES (OCFS)	121	245	163	117	100	746
OCFS - ADMINISTRATION	10	22	17	11	8	68
OCFS - OFFICE OF THE SECRETARY				1	1	2
OCFS -DISABILITY DETERMINATION	3	1	10	7	4	25
OCFS -REGION 1 - ORLEANS	10	27	16	8	11	72
OCFS- REGION 3 - COVINGTON	11	33	16	13	10	83
OCFS- REGION 4 - THIBODAU	9	10	12	1	7	39
OCFS- REGION 6 LAKE - CHARLES	10	16	15	17	3	61
OCFS -REGION 7 - ALEXANDRIA	9	30	18	13	13	83
OCFS -REGION 8 - SHREVEPORT	19	29	18	13	12	91
OCFS -REGION 9 - MONROE	20	21	15	11	12	79
OCFS-REGION 2- BATON ROUGE	7	22	10	10	3	52
OCFS-REGION 5 - LAFAYETTE	13	34	16	12	16	91

DEPARTMENT/AGENCY/UNIT	FY16	FY17	FY18	FY19	FY20	5-YR
DEPARTMENT OF CIVIL SERVICE	1	6	2	7	4	20
CGL	1	1	1	1	2	6
CIVIL SERVICE - ETHICS ADMINISTRATION	1		1		2	4
CIVIL SERVICE - STATE POLICE COMMISSION		1		1		2
Property		1			1	2
CIVIL SERVICE - DIV OF ADMINISTRATV. LAW		1				1
CIVIL SERVICE - ETHICS ADMINISTRATION					1	1
TRANSPORTATION		2		4	1	7
CIVIL SERVICE - DIV OF ADMINISTRATV. LAW		2		2		4
CIVIL SERVICE - ETHICS ADMINISTRATION				2		2
CIVIL SERVICE - MUNICIPAL FIRE & POLICE					1	1
WORKERS COMPENSATION		2	1	2		5
CIVIL SERVICE - DIV OF ADMINISTRATV. LAW		1				1
CIVIL SERVICE - ETHICS ADMINISTRATION				2		2
STATE CIVIL SERVICE		1	1			2

DEPARTMENT/AGENCY/UNIT	FY16	FY17	FY18	FY19	FY20	5-YR
DEPARTMENT OF CORRECTIONS	708	761	688	594	670	3421
CGL	146	165	159	131	160	761
ALLEN CORRECTIONAL CENTER	3	1	1	1	1	7
DIVISION OF PROBATION & PAROLE	7	10	3	1	7	28

DEPARTMENT/AGENCY/UNIT	FY16	FY17	FY18	FY19	FY20	5-YR
DEPARTMENT OF CORRECTIONS	708	761	688	594	670	3421
DIXON CORRECTIONAL INSTITUTE	15	19	14	14	18	80
DOC - ADMINISTRATION	13	9	20	19	8	69
ELAYN HUNT CORRECTIONAL CENTER	17	22	15	16	13	83
LA. CORRECTN INSTITUTE FOR WOMEN	6	4	6			16
LOUISIANA STATE PENITENTIARY	57	60	54	46	50	267
PRISON ENTERPRISES	4	3	4	2	1	14
RAYBURN CORRECTIONAL CENTER	9	15	16	9	36	85
RAYMOND LABORDE CORRECTIONAL CTR	7	3	12	11	16	49
WADE CORRECTIONAL CENTER	8	18	13	9	10	58
WINN CORRECTIONAL CENTER		1	1	3		5
MEDICAL MALPRACTICE	4	2				6
DIVISION OF PROBATION & PAROLE	1					1
DOC - ADMINISTRATION	1	1				2
ELAYN HUNT CORRECTIONAL CENTER	1	1				2
WADE CORRECTIONAL CENTER	1					1
PROPERTY	28	109	31	22	60	250
ALLEN CORRECTIONAL CENTER	4					4
DIVISION OF PROBATION & PAROLE	1					1
DIXON CORRECTIONAL INSTITUTE	1	17	5	5	14	42
DOC - ADMINISTRATION		3	2	1	1	7
ELAYN HUNT CORRECTIONAL CENTER	5	3	2	1	4	15
LA. CORRECTN INSTITUTE FOR WOMEN		46	4	1	1	52
LOUISIANA STATE PENITENTIARY	10	14	4	9	11	48
PRISON ENTERPRISES	2	6	3	2	2	15
RAYBURN CORRECTIONAL CENTER	1	1			2	4
RAYMOND LABORDE CORRECTIONAL CTR	4	3	2		7	16
WADE CORRECTIONAL CENTER		15	7		18	40
WINN CORRECTIONAL CENTER		1	2	3		6
TRANSPORTATION	247	243	250	232	215	1187
ALLEN CORRECTIONAL CENTER		2	5	7	9	23
DIVISION OF PROBATION & PAROLE	148	151	153	134	117	703
DIXON CORRECTIONAL INSTITUTE	13	12	2	6	14	47
DOC - ADMINISTRATION	10	13	9	8	2	42
ELAYN HUNT CORRECTIONAL CENTER	16	16	13	10	14	69
LA. CORRECTN INSTITUTE FOR WOMEN	4	13	3	2		22
LOUISIANA STATE PENITENTIARY	36	27	23	39	33	158
PRISON ENTERPRISES	6	2	12	2	2	24
RAYBURN CORRECTIONAL CENTER	1	2	11	10	6	30

DEPARTMENT/AGENCY/UNIT	FY16	FY17	FY18	FY19	FY20	5-YR
DEPARTMENT OF CORRECTIONS	708	761	688	594	670	3421
RAYMOND LABORDE CORRECTIONAL CTR	12	5	11	11	5	44
WADE CORRECTIONAL CENTER	1		8	3	11	23
WINN CORRECTIONAL CENTER					2	2
WORKERS COMPENSATION	283	242	248	209	235	1217
ALLEN CORRECTIONAL CENTER			7	3	6	16
DIVISION OF PROBATION & PAROLE	44	49	44	35	35	207
DIXON CORRECTIONAL INSTITUTE	15	30	27	22	28	122
DOC - ADMINISTRATION	3	4	3	4	9	23
ELAYN HUNT CORRECTIONAL CENTER	91	49	51	54	38	283
LA. CORRECTN INSTITUTE FOR WOMEN	8	16	9	6	15	54
LOUISIANA STATE PENITENTIARY	62	59	67	55	69	312
PRISON ENTERPRISES	1	1	2	4		8
RAYBURN CORRECTIONAL CENTER	30	17	19	12	11	89
RAYMOND LABORDE CORRECTIONAL CTR	20	11	13	10	13	67
WADE CORRECTIONAL CENTER	9	6	6	4	11	36

DEPARTMENT/AGENCY/UNIT	FY16	FY17	FY18	FY19	FY20	5-YR
DEPARTMENT OF EDUCATION	39	65	55	26	6	191
CGL	13	7	8	10	1	39
EDUCATION - STATE ACTIVITIES	4	2	5	4	1	16
DOE - ADMINISTRATIVE SUPPORT	3	2	5	4	1	15
DOE - DISTRICT SUPPORT	1					1
RECOVERY SCHOOL DISTRICT (RSD)	9	5	3	3		20
ANDREW J. BELL JUNIOR HIGH	1					1
ARTHUR ASHE	1					1
BENJAMIN BANNEKER, JR. ELEM-MCDONOUGH 24			1			1
EDWARD LIVINGSTON MIDDLE	1					1
FANNIE C. WILLIAMS MIDDLE		1				1
L.E. RABOUIN CAREER MAGNET		1				1
MARION ABRAMSON SR. HIGH SCHOOL	1					1
MCDONOUGH 28 JR. HIGH	1		1			2
MCDONOUGH 42 ELEMENTARY		1				1
PAUL L. DUNBAR ELEMENTARY			1			1
RAY ABRAMS ELEMENTARY				1		1
RSD- NEW ORLEANS CENTRAL OFFICE	3	1		2		6
RSD- STATEWIDE	1					1
SAMUEL GREEN (LEASED BLDG.)		1				1
SPECIAL SCHOOL DISTRICT #1				3		3

DEPARTMENT/AGENCY/UNIT	FY16	FY17	FY18	FY19	FY20	5-YR
DEPARTMENT OF EDUCATION	39	65	55	26	6	191
PROPERTY	16	31	26			73
EDUCATION - STATE ACTIVITIES		1				1
DOE - DISTRICT SUPPORT		1				1
RECOVERY SCHOOL DISTRICT (RSD)	16	30	26			72
BENJAMIN BANNEKER, JR. ELEM-MCDONOUGH 24		1				1
CARTER G. WOODSON MIDDLE	2	1	2			5
CHARLES J. COLTON JR. HIGH		2	2			4
DOLORES T. AARON ELEMENTARY			1			1
EDWARD LIVINGSTON MIDDLE	1		2			3
ERNEST DUTCH MORIAL ELEMENTARY			1			1
FISK-HOWARD ELEMENTARY		1				1
FREDERICK A. DOUGLASS SR. HIGH	1					1
GENTILLY TERRACE ELEMENTARY			1			1
GEORGE W. CARVER SR. HIGH		1				1
H. C. SCHAUMBURG		1	4			5
HENRY ALLEN ELEMENTARY		2				2
JAMES W JOHNSON ELEMENTARY		1				1
LORD BEACONSFIELD LANDRY HIGH		1				1
MARION ABRAMSON SR. HIGH SCHOOL		2				2
MARY DORA COGHILL ELEMENTARY	3					3
O. PERRY WALKER SR. HIGH			1			1
PAUL B. HABANS ELEMENTARY		1	1			2
PAUL L. DUNBAR ELEMENTARY		2	1			3
RAY ABRAMS ELEMENTARY			3			3
RSD- NEW ORLEANS CENTRAL OFFICE	9	11	5			25
SHERWOOD FOREST ELEMENTARY		2				2
VILLAGE DEL?EST ELEMENTARY		1				1
WALTER L. COHEN SR. HIGH			1			1
WILLIAM FRANTZ ELEMENTARY			1			1
TRANSPORTATION		8	5	1	1	15
EDUCATION - STATE ACTIVITIES		7	5	1	1	14
DOE - ADMINISTRATIVE SUPPORT		3	5	1	1	10
DOE - DISTRICT SUPPORT		4				4
RECOVERY SCHOOL DISTRICT (RSD)		1				1
JAMES SINGLETON ELEMENTARY		1				1
WORKERS COMPENSATION	10	19	16	15	4	64
EDUCATION - STATE ACTIVITIES	1	15	3	7	2	28
DOE - ADMINISTRATIVE SUPPORT		12	3	7	2	24

DEPARTMENT/AGENCY/UNIT	FY16	FY17	FY18	FY19	FY20	5-YR
DEPARTMENT OF EDUCATION	39	65	55	26	6	191
DOE - DISTRICT SUPPORT	1	3				4
RECOVERY SCHOOL DISTRICT (RSD)	4	2	7	5		18
RSD- NEW ORLEANS CENTRAL OFFICE	4	1	7	5		17
RSD- STATEWIDE		1				1
SPECIAL SCHOOL DISTRICT #1	5	2	6	3	2	18

DEPARTMENT/AGENCY/UNIT	FY16	FY17	FY18	FY19	FY20	5-YR
DEPARTMENT OF HEALTH	806	1347	1202	986	935	5276
CGL	59	113	93	85	72	422
ACADIANA AREA HUMAN SERV DIST (AAHSD)	1		1			2
AAHSD - BEHAVIORAL HEALTH OPERATIONS	1		1			2
CAPITAL AREA HUMAN SERVICES DIST (CAHSD)		2	6			8
CAHSD - ALCOHOL & DRUG ABUSE		1	5			6
CAHSD - DEVELOPMENTAL DISABILITY		1				1
CAHSD- MENTAL HEALTH			1			1
CENTRAL LA HUMAN SERVICES DIST (CLAHSD)	2			4	2	8
CLAHSD - BEHAVIORAL HEALTH OPERATIONS	2			3	2	7
CLAHSD - DEVELOPMENTAL DISABILITIES OPER				1		1
DHH - OFFICE OF THE SECRETARY	2	8	6	8	7	31
FLORIDA PARISHES HUMAN SERVICES AUTHORIT	4	4	1			9
Imperial Calcasieu Human Svc Auth(ICHSA)		6	1		3	10
ICHSA - BEHAVIORAL HEALTH OPERATIONS		6	1		3	10
JEFFERSON PARISH HUMAN SERVICES AUTH				1		1
MEDICAL VENDOR ADMINISTRATION	3		1	1	4	9
Metropolitan Human Service Dist. (MHSD)	2	1		2	1	6
NORTHEAST DELTA HUMAN SERV AUTH (NEDHSA)	1	5	1			7
NEDHSA - BEHAVIORAL HEALTH OPERATIONS	1	5	1			7
OFF OF CITIZENS W DEV DISABILITY (OCDD)	30	64	60	54	39	247
Central LA Supports & Services Center	1	1		1	1	4
NORTH LAKE SUPPORTS & SERVICES				1		1
OCDD - STATE OFFICE	1		1	3		5
PINECREST SUPPORTS & SERVICES	28	63	59	49	38	237
OFFICE OF AGING & ADULT SERVICES (OAAS)	1	2		1		4
OAAS - ADMISTRATION		2				2
OAAS - VILLA FELICIANA	1			1		2
OFFICE OF BEHAVIORAL HEALTH (OBH)	9	13	12	6	13	53
OBH - REGION 5				1		1
OBH / CENTRAL LA STATE HOSPITAL	1	1	1		1	4

DEPARTMENT/AGENCY/UNIT	FY16	FY17	FY18	FY19	FY20	5-YR
DEPARTMENT OF HEALTH	806	1347	1202	986	935	5276
OBH / EASTERN LA MENTAL HEALTH SYSTEM	7	12	11	5	11	46
OFFICE OF BEHAVIORAL HEALTH - STATE OFFI	1				1	2
OFFICE OF PUBLIC HEALTH (OPH)	4	6	4	5	3	22
OPH - ADMINISTRATION		1			1	2
OPH - REGION I	1	1	1		2	5
OPH - REGION II				1		1
OPH - REGION III				2		2
OPH - REGION IV			1			1
OPH - REGION V	1	3	1			5
OPH - REGION VI	2		1			3
OPH - REGION VII				2		2
OPH - REGION VIII		1				1
SOUTHCENTRAL LA HUMAN SERV AUTH (SCLHSA)		2		3		5
SCLHSA - MENTAL HEALTH SERVICES		2		3		5
MEDICAL MALPRACTICE	1	4	4	4	2	15
ACADIANA AREA HUMAN SERV DIST (AAHSD)	1					1
AAHSD - BEHAVIORAL HEALTH OPERATIONS	1					1
CAPITAL AREA HUMAN SERVICES DIST (CAHSD)		2	1	1		4
CAHSD - PUBLIC HEALTH/PRIMARY CARE				1		1
CAHSD- MENTAL HEALTH		2	1			3
JEFFERSON PARISH HUMAN SERVICES AUTH			1		1	2
LOUISIANA EMERGENCY RESPONSE NTRK BOARD		1	1			2
OFF OF CITIZENS W DEV DISABILITY (OCDD)					1	1
PINECREST SUPPORTS & SERVICES					1	1
OFFICE OF BEHAVIORAL HEALTH (OBH)		1		2		3
OBH / EASTERN LA MENTAL HEALTH SYSTEM		1		2		3
OFFICE OF PUBLIC HEALTH (OPH)			1	1		2
OPH - REGION VI			1			1
OPH - REGION VIII				1		1
PROPERTY	132	196	98	43	26	495
ACADIANA AREA HUMAN SERV DIST (AAHSD)	1	2				3
AAHSD - BEHAVIORAL HEALTH OPERATIONS	1	2				3
CAPITAL AREA HUMAN SERVICES DIST (CAHSD)			1			1
CAHSD - ALCOHOL & DRUG ABUSE			1			1
CENTRAL LA HUMAN SERVICES DIST (CLAHSD)				1		1
CLAHSD - BEHAVIORAL HEALTH OPERATIONS				1		1
DHH - OFFICE OF THE SECRETARY		2	1			3
FLORIDA PARISHES HUMAN SERVICES AUTHORIT	2	2			1	5

DEPARTMENT/AGENCY/UNIT	FY16	FY17	FY18	FY19	FY20	5-YR
DEPARTMENT OF HEALTH	806	1347	1202	986	935	5276
Imperial Calcasieu Human Svc Auth(ICHSA)			2	1	1	4
ICHSA - BEHAVIORAL HEALTH OPERATIONS			2	1	1	4
LOUISIANA EMERGENCY RESPONSE NTRWK BOARD		1				1
NORTHEAST DELTA HUMAN SERV AUTH (NEDHSA)		1	1			2
NEDHSA - BEHAVIORAL HEALTH OPERATIONS		1	1			2
NORTHWEST LA HUMAN SERV DIST (NWLHSD)					1	1
NWLHSD - BEHAVIORAL HEALTH OPERATIONS					1	1
OFF OF CITIZENS W DEV DISABILITY (OCDD)	119	162	87	39	19	426
Central LA Supports & Services Center				1		1
LEESVILLE RESIDENTIAL & EMPLOY. SERVICES			1			1
NORTH LAKE SUPPORTS & SERVICES			2			2
NORTHWEST SUPPORTS & SERVICES	9	2	2			13
OCDD - STATE OFFICE			1		4	5
PINECREST SUPPORTS & SERVICES	110	160	81	38	15	404
OFFICE OF AGING & ADULT SERVICES (OAAS)	2	7	1	1	1	12
OAAS - ADMISTRATION		1				1
OAAS - VILLA FELICIANA	2	6	1	1	1	11
OFFICE OF BEHAVIORAL HEALTH (OBH)	7	17	5	1		30
OBH / CENTRAL LA STATE HOSPITAL			2			2
OBH / EASTERN LA MENTAL HEALTH SYSTEM	4	17	3	1		25
OFFICE OF BEHAVIORAL HEALTH - STATE OFFI	3					3
OFFICE OF PUBLIC HEALTH (OPH)		2			3	5
OPH - ADMINISTRATION		1			1	2
OPH - REGION I					2	2
OPH - REGION IX		1				1
SOUTHCENTRAL LA HUMAN SERV AUTH (SCLHSA)	1					1
SCLHSA - MENTAL HEALTH SERVICES	1					1
TRANSPORTATION	69	70	86	114	81	420
ACADIANA AREA HUMAN SERV DIST (AAHSD)			1	1		2
AAHSD - ADMINISTRATION				1		1
AAHSD - DEVELOPMENTAL DISABILITIES OPERA			1			1
CAPITAL AREA HUMAN SERVICES DIST (CAHSD)	2	1	2	3	3	11
CAHSD - ADMINISTRATION					3	3
CAHSD - ALCOHOL & DRUG ABUSE		1		1		2
CAHSD - DEVELOPMENTAL DISABILITY	1					1
CAHSD- MENTAL HEALTH	1		2	2		5
CENTRAL LA HUMAN SERVICES DIST (CLAHSD)	1	1	1			3
CLAHSD - ADMINISTRATION	1	1				2

DEPARTMENT/AGENCY/UNIT	FY16	FY17	FY18	FY19	FY20	5-YR
DEPARTMENT OF HEALTH	806	1347	1202	986	935	5276
CLAHSD - DEVELOPMENTAL DISABILITIES OPER			1			1
DHH - OFFICE OF THE SECRETARY	1	8	1	13	5	28
FLORIDA PARISHES HUMAN SERVICES AUTHORIT	1	3	1			5
Imperial Calcasieu Human Svc Auth(ICHSA)	2	1	1	2	6	12
ICHSA - ADMINISTRATION					1	1
ICHSA - BEHAVIORAL HEALTH OPERATIONS				1	2	3
ICHSA - DEVELOPMENTAL DISABILITIES OPERA	2	1	1	1	3	8
JEFFERSON PARISH HUMAN SERVICES AUTH	8	1	5	4	4	22
LOUISIANA EMERGENCY RESPONSE NTRK BOARD				3		3
MEDICAL VENDOR ADMINISTRATION					1	1
Metropolitan Human Service Dist. (MHSD)	2			3		5
NORTHEAST DELTA HUMAN SERV AUTH (NEDHSA)		1	1	1	2	5
NEDHSA - ADMINISTRATION					2	2
NEDHSA - BEHAVIORAL HEALTH OPERATIONS		1	1	1		3
NORTHWEST LA HUMAN SERV DIST (NWLHSD)		3	1	1		5
NWLHSD - BEHAVIORAL HEALTH OPERATIONS		3	1			4
NWLHSD - DEVELOPMENTAL DISABILITIES OPE				1		1
OFF OF CITIZENS W DEV DISABILITY (OCDD)	25	23	37	40	21	146
Central LA Supports & Services Center	2	2	2			6
OCDD - STATE OFFICE				5	1	6
PINECREST SUPPORTS & SERVICES	23	21	35	35	20	134
OFFICE OF AGING & ADULT SERVICES (OAAS)	4	7	3	6	6	26
OAAS - ADMISTRATION	4	5	3	5	3	20
OAAS - VILLA FELICIANA		2		1	3	6
OFFICE OF BEHAVIORAL HEALTH (OBH)	15	10	16	9	10	60
OBH / CENTRAL LA STATE HOSPITAL	2	3	5		1	11
OBH / EASTERN LA MENTAL HEALTH SYSTEM	9	5	11	9	9	43
OFFICE OF BEHAVIORAL HEALTH - STATE OFFI	4	2				6
OFFICE OF PUBLIC HEALTH (OPH)	7	11	13	25	20	76
OPH - ADMINISTRATION	2	2		4	3	11
OPH - REGION I		1		4	1	6
OPH - REGION II			1	4	2	7
OPH - REGION III		1		2	4	7
OPH - REGION IV	2		5	3	2	12
OPH - REGION IX		1		2	1	4
OPH - REGION V	1	4	1	2	2	10
OPH - REGION VI			1		2	3
OPH - REGION VII			3	2	1	6

DEPARTMENT/AGENCY/UNIT	FY16	FY17	FY18	FY19	FY20	5-YR
DEPARTMENT OF HEALTH	806	1347	1202	986	935	5276
OPH - REGION VIII	2	2	2	2	2	10
SOUTHCENTRAL LA HUMAN SERV AUTH (SCLHSA)	1		3	3	3	10
SCLHSA - ADMINISTRATION	1		3	3	1	8
SCLHSA - DEVELOPMENTAL SERVICES					1	1
SCLHSA - MENTAL HEALTH SERVICES					1	1
WORKERS COMPENSATION	545	964	921	740	754	3924
ACADIANA AREA HUMAN SERV DIST (AAHSD)	3	7	2	3	1	16
AAHSD - ADMINISTRATION		1	1			2
AAHSD - BEHAVIORAL HEALTH OPERATIONS	1	5		1	1	8
AAHSD - DEVELOPMENTAL DISABILITIES OPERA	2	1	1	2		6
CAPITAL AREA HUMAN SERVICES DIST (CAHSD)	2	3	3	5	7	20
CAHSD - ADMINISTRATION				2	5	7
CAHSD - ALCOHOL & DRUG ABUSE		1	1			2
CAHSD - DEVELOPMENTAL DISABILITY		1				1
CAHSD - PUBLIC HEALTH/PRIMARY CARE	1			1	1	3
CAHSD- MENTAL HEALTH	1	1	2	2	1	7
CENTRAL LA HUMAN SERVICES DIST (CLAHSD)	5	4				9
CLAHSD - ADMINISTRATION	2	1				3
CLAHSD - BEHAVIORAL HEALTH OPERATIONS	1	2				3
CLAHSD - DEVELOPMENTAL DISABILITIES OPER	2	1				3
DHH - OFFICE OF THE SECRETARY	11	14	11	4	8	48
FLORIDA PARISHES HUMAN SERVICES AUTHORIT	5	8	6	5	3	27
Imperial Calcasieu Human Svc Auth(ICHSA)	2	2	4	1		9
ICHSA - ADMINISTRATION	1	1	2	1		5
ICHSA - BEHAVIORAL HEALTH OPERATIONS	1	1	2			4
JEFFERSON PARISH HUMAN SERVICES AUTH	6	3	4	3	5	21
LOUISIANA EMERGENCY RESPONSE NTWRK BOARD			1			1
MEDICAL VENDOR ADMINISTRATION	9	12	4	4	3	32
Metropolitan Human Service Dist. (MHSD)	2		1	2	2	7
NORTHEAST DELTA HUMAN SERV AUTH (NEDHSA)				1	1	2
NEDHSA - ADMINISTRATION					1	1
NEDHSA - BEHAVIORAL HEALTH OPERATIONS				1		1
NORTHWEST LA HUMAN SERV DIST (NWLHSD)	2	2	2		1	7
NWLHSD - ADMINISTRATION		2			1	3
NWLHSD - BEHAVIORAL HEALTH OPERATIONS	2		1			3
NWLHSD - DEVELOPMENTAL DISABILITIES OPE			1			1
OFF OF CITIZENS W DEV DISABILITY (OCDD)	244	451	553	431	440	2119
Central LA Supports & Services Center	16	13	19	24	21	93

DEPARTMENT/AGENCY/UNIT	FY16	FY17	FY18	FY19	FY20	5-YR
DEPARTMENT OF HEALTH	806	1347	1202	986	935	5276
OCDD - STATE OFFICE	1	1	2	3	2	9
PINECREST SUPPORTS & SERVICES	227	437	532	404	417	2017
OFFICE OF AGING & ADULT SERVICES (OAAS)	20	15	22	17	8	82
OAAS - ADMINISTRATION	4	4	5	5		18
OAAS - VILLA FELICIANA	16	11	17	12	8	64
OFFICE OF BEHAVIORAL HEALTH (OBH)	205	407	282	239	255	1388
OBH / CENTRAL LA STATE HOSPITAL	56	90	104	62	34	346
OBH / EASTERN LA MENTAL HEALTH SYSTEM	146	308	172	175	219	1020
OFFICE OF BEHAVIORAL HEALTH - STATE OFFI	3	9	6	2	2	22
OFFICE OF PUBLIC HEALTH (OPH)	25	31	23	22	17	118
OPH - ADMINISTRATION	7	12	1	10	3	33
OPH - REGION I	3	1	3	4	5	16
OPH - REGION II	1		4	2		7
OPH - REGION III		3	1	1	1	6
OPH - REGION IV	4	5	3	1	2	15
OPH - REGION IX		2	2		3	7
OPH - REGION V	3	2	4	1		10
OPH - REGION VI	3	1	4			8
OPH - REGION VII	4	2	1	2	1	10
OPH - REGION VIII		3		1	2	6
SOUTHCENTRAL LA HUMAN SERV AUTH (SCLHSA)	4	5	3	3	3	18
SCLHSA - ADMINISTRATION	1	2	1	3	1	8
SCLHSA - DEVELOPMENTAL SERVICES					1	1
SCLHSA - MENTAL HEALTH SERVICES	3	3	2		1	9

DEPARTMENT/AGENCY/UNIT	FY16	FY17	FY18	FY19	FY20	5-YR
DEPARTMENT OF INSURANCE	1	4	4	3	1	13
PROPERTY			2		1	3
COMMISSIONER OF INSURANCE			2		1	3
TRANSPORTATION		1		2		3
COMMISSIONER OF INSURANCE		1		2		3
WORKERS COMPENSATION	1	3	2	1		7
COMMISSIONER OF INSURANCE	1	3	2	1		7

DEPARTMENT/AGENCY/UNIT	FY16	FY17	FY18	FY19	FY20	5-YR
DEPARTMENT OF JUSTICE	65	59	60	42	43	269
CGL	6	11	9	10	7	43

DEPARTMENT/AGENCY/UNIT	FY16	FY17	FY18	FY19	FY20	5-YR
DEPARTMENT OF JUSTICE	65	59	60	42	43	269
OFFICE OF ATTORNEY GENERAL	6	11	9	10	7	43
TRANSPORTATION	33	38	32	22	31	156
OFFICE OF ATTORNEY GENERAL	33	38	32	22	31	156
WORKERS COMPENSATION	26	10	19	10	5	70
OFFICE OF ATTORNEY GENERAL	26	10	19	10	5	70

DEPARTMENT/AGENCY/UNIT	FY16	FY17	FY18	FY19	FY20	5-YR
DEPARTMENT OF NATURAL RESOURCES	22	12	9	13	10	66
CGL	9			1	1	11
DNR - OFFICE OF THE SECRETARY	8			1	1	10
OFFICE OF COASTAL MANAGEMENT	1					1
PROPERTY			1	1		2
OFFICE OF CONSERVATION			1	1		2
TRANSPORTATION	11	5	5	9	7	37
DNR - OFFICE OF THE SECRETARY	5	1		2		8
OFFICE OF COASTAL MANAGEMENT				2		2
OFFICE OF CONSERVATION	6	4	5	5	7	27
WORKERS COMPENSATION	2	7	3	2	2	16
DNR - OFFICE OF THE SECRETARY	1	1	1		1	4
OFFICE OF COASTAL MANAGEMENT		1				1
OFFICE OF CONSERVATION	1	5	2	2	1	11

DEPARTMENT/AGENCY/UNIT	FY16	FY17	FY18	FY19	FY20	5-YR
DEPARTMENT OF PUBLIC SAFETY	715	818	704	774	693	3704
CGL	35	47	39	33	41	195
DPS - MANAGEMENT & FINANCE		1			1	2
OFFICE OF MOTOR VEHICLES	9	5	3	8	7	32
OFFICE OF STATE FIRE MARSHAL	3		1	1	3	8
OFFICE OF STATE POLICE	23	41	35	24	30	153
BUREAU OF INVESTIGATION	1	1		1	1	4
OSP - HEADQUARTERS	8	17	6	6	1	38
OSP - TROOP A BATON ROUGE	1	9	10	4	4	28
OSP - TROOP B NEW ORLEANS	5	6	8	2	5	26
OSP - TROOP C GRAY	1			1	4	6
OSP - TROOP D LAKE CHARLES		2	3	2	2	9
OSP - TROOP E ALEXANDRIA	1	2	3	1	2	9
OSP - TROOP F MONROE		1	2		4	7

DEPARTMENT/AGENCY/UNIT	FY16	FY17	FY18	FY19	FY20	5-YR
DEPARTMENT OF PUBLIC SAFETY	715	818	704	774	693	3704
OSP - TROOP G SHREVEPORT	2	1		1	1	5
OSP - TROOP I LAFAYETTE	3	1	3	4	3	14
OSP - TROOP L MANDEVILLE	1	1		2	3	7
PROPERTY	15	35	18	3	12	83
DPS - MANAGEMENT & FINANCE		4	3		1	8
OFFICE OF MOTOR VEHICLES	4	1	3	1	3	12
OFFICE OF STATE FIRE MARSHAL		6	1			7
OFFICE OF STATE POLICE	11	24	11	2	8	56
BUREAU OF INVESTIGATION		6	2		1	9
OSP - HEADQUARTERS		7	3	1		11
OSP - TROOP A BATON ROUGE		1	3		2	6
OSP - TROOP B NEW ORLEANS					1	1
OSP - TROOP E ALEXANDRIA					3	3
OSP - TROOP G SHREVEPORT		1	2		1	4
OSP- WEIGHTS AND STANDARDS	11	9	1	1		22
TRANSPORTATION	506	581	526	625	504	2742
DPS - MANAGEMENT & FINANCE	2	7	1	3		13
LA GAMING CONTROL BOARD		3			2	5
LA GAMING CONTROL BOARD		3			2	5
LA. HIGHWAY SAFETY COMMISSION	1					1
LA. HIGHWAY SAFETY COMMISSION	1					1
LIQUIFIED PETROLEUM GAS COMMISSN	2	3			2	7
OFFICE OF MOTOR VEHICLES	2	4	12	13	14	45
OFFICE OF STATE FIRE MARSHAL	34	40	30	35	23	162
OFFICE OF STATE POLICE	465	524	483	574	463	2509
BUREAU OF INVESTIGATION	19	37	42	87	65	250
OSP - CRESCENT CITY CONNECTION BRIDGE PO	2		6	10		18
OSP - HEADQUARTERS	30	60	57	60	66	273
OSP - TROOP A BATON ROUGE	47	98	54	62	40	301
OSP - TROOP B NEW ORLEANS	103	120	85	97	75	480
OSP - TROOP C GRAY	32	25	15	24	29	125
OSP - TROOP D LAKE CHARLES	28	38	27	43	21	157
OSP - TROOP E ALEXANDRIA	47	31	37	48	27	190
OSP - TROOP F MONROE	13	10	55	26	18	122
OSP - TROOP G SHREVEPORT	24	23	19	30	45	141
OSP - TROOP I LAFAYETTE	69	37	39	38	40	223
OSP - TROOP L MANDEVILLE	48	42	45	42	24	201
OSP- WEIGHTS AND STANDARDS	3	3	2	7	13	28

DEPARTMENT/AGENCY/UNIT	FY16	FY17	FY18	FY19	FY20	5-YR
DEPARTMENT OF PUBLIC SAFETY	715	818	704	774	693	3704
WORKERS COMPENSATION	159	155	121	113	136	684
DPS - MANAGEMENT & FINANCE	4	1	4	1	3	13
LIQUIFIED PETROLEUM GAS COMMISSN		1				1
OFFICE OF MOTOR VEHICLES	7	10	12	5	11	45
OFFICE OF STATE FIRE MARSHAL	8	6	7	11	5	37
OFFICE OF STATE POLICE	140	137	98	96	117	588
BUREAU OF INVESTIGATION	18	12	10	6	11	57
OSP - CRESCENT CITY CONNECTION BRIDGE PO	1	3		1		5
OSP - HEADQUARTERS	17	14	20	17	37	105
OSP - TROOP A BATON ROUGE	10	23	14	8	9	64
OSP - TROOP B NEW ORLEANS	18	20	7	10	12	67
OSP - TROOP C GRAY	9	10	6	16	2	43
OSP - TROOP D LAKE CHARLES	10	10	4	3	13	40
OSP - TROOP E ALEXANDRIA	13	8	7	8	8	44
OSP - TROOP F MONROE	6	12	10	5	2	35
OSP - TROOP G SHREVEPORT	10	3	6	9	7	35
OSP - TROOP I LAFAYETTE	15	10	4	2	8	39
OSP - TROOP L MANDEVILLE	12	11	8	3	5	39
OSP- WEIGHTS AND STANDARDS	1	1	2	8	3	15

DEPARTMENT/AGENCY/UNIT	FY16	FY17	FY18	FY19	FY20	5-YR
DEPARTMENT OF PUBLIC SERVICE			2	1	2	5
TRANSPORTATION			1			1
PUBLIC SERVICE COMMISSION			1			1
WORKERS COMPENSATION			1	1	2	4
PUBLIC SERVICE COMMISSION			1	1	2	4

DEPARTMENT/AGENCY/UNIT	FY16	FY17	FY18	FY19	FY20	5-YR
DEPARTMENT OF REVENUE	12	29	25	22	27	115
CGL	3	5	1	3	5	17
LA. OFFICE OF ALCOHOL & TOBACCO CONTROL	1	2	1	1	1	6
OFFICE OF REVENUE	2	3		2	4	11
PROPERTY		1				1
LA. OFFICE OF ALCOHOL & TOBACCO CONTROL		1				1
TRANSPORTATION	4	16	18	11	17	66
LA. OFFICE OF ALCOHOL & TOBACCO CONTROL	4	10	16	7	15	52
OFFICE OF REVENUE		6	2	4	2	14

DEPARTMENT/AGENCY/UNIT	FY16	FY17	FY18	FY19	FY20	5-YR
DEPARTMENT OF REVENUE	12	29	25	22	27	115
WORKERS COMPENSATION	5	7	6	8	5	31
LA. OFFICE OF ALCOHOL & TOBACCO CONTROL		1	4			5
OFFICE OF REVENUE	5	6	2	8	5	26

DEPARTMENT/AGENCY/UNIT	FY16	FY17	FY18	FY19	FY20	5-YR
DEPARTMENT OF STATE	17	11	25	8	13	74
CGL	4	2	7	1	3	17
SECRETARY OF STATE	4	2	7	1	3	17
PROPERTY	6	1	2		4	13
SECRETARY OF STATE	6	1	2		4	13
TRANSPORTATION		1	4	3	2	10
SECRETARY OF STATE		1	4	3	2	10
WORKERS COMPENSATION	7	7	12	4	4	34
SECRETARY OF STATE	7	7	12	4	4	34

DEPARTMENT/AGENCY/UNIT	FY16	FY17	FY18	FY19	FY20	5-YR
DEPARTMENT OF THE TREASURY	2	2	1	2	2	9
CGL	1					1
OFFICE OF THE STATE TREASURER	1					1
TRANSPORTATION	1			2		3
OFFICE OF THE STATE TREASURER	1			2		3
WORKERS COMPENSATION		2	1		2	5
OFFICE OF THE STATE TREASURER		2	1		2	5

DEPARTMENT/AGENCY/UNIT	FY16	FY17	FY18	FY19	FY20	5-YR
DEPARTMENT OF TRANSPORTATION & DEVELOPME	1088	1209	1164	1066	1053	5580
CGL	14	23	27	23	42	129
DOTD - OFFICE OF THE SECRETARY		1	1	3		5
DOTD H.Q./MANAGEMENT AND FINANCE	1	2	3		1	7
DOTD OFFICE OF ENGINEERING	13	20	23	20	41	117
DOTD - INTELLIGENT TRANSP SYSTEMS		1		1	1	3
DOTD- CRESCENT CITY CONNECTION-MARINE		1				1
DOTD-CONSTRUCTION DIVISION			1	1		2
DOTD-DISTRICT 02 - BRIDGE CITY	3	3	4	1	1	12
DOTD-DISTRICT 03 - LAFAYETTE	1	2		1	5	9
DOTD-DISTRICT 04 - BOSSIER/SHREVEPORT		5	2	2	1	10
DOTD-DISTRICT 05 - MONROE	1	1	1		2	5

DEPARTMENT/AGENCY/UNIT	FY16	FY17	FY18	FY19	FY20	5-YR
DEPARTMENT OF TRANSPORTATION & DEVELOPME	1088	1209	1164	1066	1053	5580
DOTD-DISTRICT 07 - LAKE CHARLES	2			5		7
DOTD-DISTRICT 08 - ALEXANDRIA	2	2	4		20	28
DOTD-DISTRICT 45 - TRAFFIC SERVICES					2	2
DOTD-DISTRICT 58 - CHASE			1	1	3	5
DOTD-DISTRICT 61 - BATON ROUGE	3	2	5	3	3	16
DOTD-DISTRICT 62 - HAMMOND		2		2	1	5
DOTD-ENGINEERING		1	1	2	1	5
DOTD-INTERMODAL TRANSPORTATION			1			1
DOTD-MAINTENANCE DIVISION	1		3			4
DOTD-STRUCTURES & FACILITIES MAINT. DIV.					1	1
DOTD-TRAFFIC ENGINEERING DIVISION				1		1
PROPERTY	23	46	41	45	55	210
DOTD H.Q./MANAGEMENT AND FINANCE	1	1			1	3
DOTD OFFICE OF ENGINEERING	22	45	41	45	54	207
DOTD - INTELLIGENT TRANSP SYSTEMS					1	1
DOTD-DISTRICT 02 - BRIDGE CITY		2	2	3	6	13
DOTD-DISTRICT 03 - LAFAYETTE		9	5	1	12	27
DOTD-DISTRICT 04 - BOSSIER/SHREVEPORT	2	4	4	10	11	31
DOTD-DISTRICT 05 - MONROE	2	1	3	6	6	18
DOTD-DISTRICT 07 - LAKE CHARLES	3	5	11	6	7	32
DOTD-DISTRICT 08 - ALEXANDRIA	6	4	1	3	1	15
DOTD-DISTRICT 45 - TRAFFIC SERVICES		2	1			3
DOTD-DISTRICT 58 - CHASE	2	1		4		7
DOTD-DISTRICT 61 - BATON ROUGE	2	5	4	4	3	18
DOTD-DISTRICT 62 - HAMMOND	3	8	4	5	3	23
DOTD-MAINTENANCE DIVISION			1	1	2	4
DOTD-MATERIALS & TESTING	1	1	1	1		4
DOTD-STRUCTURES & FACILITIES MAINT. DIV.	1	3	4	1	2	11
ROAD HAZARD	596	586	616	578	474	2850
DOTD OFFICE OF ENGINEERING	596	586	616	578	474	2850
DOTD-DISTRICT 02 - BRIDGE CITY	66	68	86	75	61	356
DOTD-DISTRICT 03 - LAFAYETTE	114	111	107	119	100	551
DOTD-DISTRICT 04 - BOSSIER/SHREVEPORT	42	27	41	54	46	210
DOTD-DISTRICT 05 - MONROE	27	52	30	37	32	178
DOTD-DISTRICT 07 - LAKE CHARLES	34	43	23	35	30	165
DOTD-DISTRICT 08 - ALEXANDRIA	32	40	35	36	27	170
DOTD-DISTRICT 45 - TRAFFIC SERVICES				1		1
DOTD-DISTRICT 58 - CHASE	9	10	4	10	3	36

DEPARTMENT/AGENCY/UNIT	FY16	FY17	FY18	FY19	FY20	5-YR
DEPARTMENT OF TRANSPORTATION & DEVELOPME	1088	1209	1164	1066	1053	5580
DOTD-DISTRICT 61 - BATON ROUGE	191	153	233	134	104	815
DOTD-DISTRICT 62 - HAMMOND	81	82	55	77	71	366
DOTD-MAINTENANCE DIVISION			2			2
TRANSPORTATION	221	346	263	238	313	1381
DOTD - OFFICE OF THE SECRETARY		1	2	2		5
DOTD H.Q./MANAGEMENT AND FINANCE	2	3			2	7
DOTD OFFICE OF ENGINEERING	219	342	261	236	311	1369
DOTD - INTELLIGENT TRANSP SYSTEMS	2			6		8
DOTD - LA TRANSPORTATION RESEARCH CTR					4	4
DOTD - LOCATION & SURVEY	7	3	4	3	5	22
DOTD - PAVEMENT & GEOTECH		1	2	4	3	10
DOTD - RIGHT OF WAY	1					1
DOTD-CONSTRUCTION DIVISION	1	2	1	6	3	13
DOTD-DISTRICT 02 - BRIDGE CITY	20	22	15	31	51	139
DOTD-DISTRICT 03 - LAFAYETTE	17	64	30	29	48	188
DOTD-DISTRICT 04 - BOSSIER/SHREVEPORT	9	15	32	26	23	105
DOTD-DISTRICT 05 - MONROE	14	37	22	20	32	125
DOTD-DISTRICT 07 - LAKE CHARLES	12	18	23	33	18	104
DOTD-DISTRICT 08 - ALEXANDRIA	12	23	21	16	22	94
DOTD-DISTRICT 45 - TRAFFIC SERVICES	9	7	16	13	11	56
DOTD-DISTRICT 58 - CHASE	11	8	8	2	8	37
DOTD-DISTRICT 61 - BATON ROUGE	35	52	31	22	27	167
DOTD-DISTRICT 62 - HAMMOND	44	46	30	14	25	159
DOTD-ENGINEERING	1					1
DOTD-INTERMODAL TRANSPORTATION	1	3				4
DOTD-MAINTENANCE DIVISION	5		2	2	2	11
DOTD-PLANNING & PROGRAMMING DIVISION	4			1		5
DOTD-STRUCTURES & FACILITIES MAINT. DIV.	14	41	24	8	29	116
WORKERS COMPENSATION	234	208	217	182	169	1010
DOTD - OFFICE OF THE SECRETARY			2	2		4
DOTD H.Q./MANAGEMENT AND FINANCE	2	1	3		1	7
DOTD OFFICE OF ENGINEERING	232	207	212	180	168	999
DOTD - INTELLIGENT TRANSP SYSTEMS	5	4		6	4	19
DOTD - LA TRANSPORTATION RESEARCH CTR	3		1	1	1	6
DOTD - LOCATION & SURVEY	1		1	1		3
DOTD - PAVEMENT & GEOTECH			1			1
DOTD - RIGHT OF WAY				1		1
DOTD-CONSTRUCTION DIVISION			1			1

DEPARTMENT/AGENCY/UNIT	FY16	FY17	FY18	FY19	FY20	5-YR
DEPARTMENT OF TRANSPORTATION & DEVELOPME	1088	1209	1164	1066	1053	5580
DOTD-DISTRICT 02 - BRIDGE CITY	26	22	35	24	30	137
DOTD-DISTRICT 03 - LAFAYETTE	26	20	29	24	33	132
DOTD-DISTRICT 04 - BOSSIER/SHREVEPORT	21	17	23	17	6	84
DOTD-DISTRICT 05 - MONROE	29	34	16	35	18	132
DOTD-DISTRICT 07 - LAKE CHARLES	27	19	18	16	6	86
DOTD-DISTRICT 08 - ALEXANDRIA	18	12	19	10	14	73
DOTD-DISTRICT 45 - TRAFFIC SERVICES	4	9	7	9	8	37
DOTD-DISTRICT 58 - CHASE	12	5	9	5	7	38
DOTD-DISTRICT 61 - BATON ROUGE	27	26	23	9	17	102
DOTD-DISTRICT 62 - HAMMOND	14	17	15	13	8	67
DOTD-ENGINEERING	4	2			2	8
DOTD-INTERMODAL TRANSPORTATION		2				2
DOTD-MAINTENANCE DIVISION	6	9	5	7	5	32
DOTD-MATERIALS & TESTING	2		1	1	2	6
DOTD-PLANNING & PROGRAMMING DIVISION	2	1	1	1	2	7
DOTD-PUBLIC WORKS & WATER RESOURCES			2		1	3
DOTD-STRUCTURES & FACILITIES MAINT. DIV.	5	8	4		4	21
DOTD-TRAFFIC ENGINEERING DIVISION			1			1

DEPARTMENT/AGENCY/UNIT	FY16	FY17	FY18	FY19	FY20	5-YR
DEPT OF AGRICULTURE & FORESTRY	106	199	131	102	117	655
CGL	7	6	5	6	1	25
Department of Agriculture & Forestry	7	6	5	6	1	25
PROPERTY	10	17	4	7	8	46
Department of Agriculture & Forestry	10	17	4	7	8	46
TRANSPORTATION	70	108	79	80	98	435
Department of Agriculture & Forestry	70	108	79	80	98	435
WORKERS COMPENSATION	19	68	43	9	10	149
Department of Agriculture & Forestry	19	68	43	9	10	149

DEPARTMENT/AGENCY/UNIT	FY16	FY17	FY18	FY19	FY20	5-YR
DEPT OF ECONOMIC DEVELOPMENT	5	2	3	3	3	16
CGL	1	1				2
DED - OFFICE OF SECRETARY	1	1				2
PROPERTY	1					1
DED - OFFICE OF SECRETARY	1					1
TRANSPORTATION	1		1	2	3	7

DEPARTMENT/AGENCY/UNIT	FY16	FY17	FY18	FY19	FY20	5-YR
DEPT OF ECONOMIC DEVELOPMENT	5	2	3	3	3	16
DED - OFFICE OF SECRETARY	1		1	2	3	7
WORKERS COMPENSATION	2	1	2	1		6
OFFICE OF BUSINESS DEVELOPMENT	2	1	2	1		6

DEPARTMENT/AGENCY/UNIT	FY16	FY17	FY18	FY19	FY20	5-YR
DEPT OF ENVIRONMENTAL QUALITY	29	44	49	41	32	195
CGL	3	3	2	3	4	15
Department of Environmental Quality	3	3	2	3	4	15
DEQ - OFFICE OF THE SECRETARY	3	3	1			7
OFF OF ENVIRONMENTAL COMPLIANCE			1	3	4	8
PROPERTY		3	3	2	2	10
Department of Environmental Quality		3	3	2	2	10
DEQ - OFFICE OF THE SECRETARY			1	2	2	5
OFF OF ENVIRONMENTAL COMPLIANCE		3	2			5
TRANSPORTATION	13	25	23	19	14	94
Department of Environmental Quality	13	21	23	19	14	90
DEQ - OFFICE OF THE SECRETARY	4	5	3	9	1	22
OFF OF ENVIRONMENTAL COMPLIANCE	9	16	20	10	13	68
OFF OF ENVIRONMENTAL COMPLIANCE		4				4
Use acct 64102405 UNIT 2420		4				4
WORKERS COMPENSATION	13	13	21	17	12	76
Department of Environmental Quality	13	13	21	17	12	76
DEQ - OFFICE OF THE SECRETARY	9	9	14	9	8	49
OFF OF ENVIRONMENTAL COMPLIANCE	4	4	7	8	4	27

DEPARTMENT/AGENCY/UNIT	FY16	FY17	FY18	FY19	FY20	5-YR
DEPT. CULTURE, RECREATION, TOURISM	196	180	110	133	133	752
CGL	62	45	39	33	19	198
DCRT - OFFICE OF THE SECRETARY				3		3
OFFICE OF CULTURAL DEVELOPMENT				1		1
OFFICE OF STATE LIBRARY				1	1	2
OFFICE OF STATE MUSEUM	6	5	2	3	3	19
OFFICE OF STATE PARKS	56	39	36	19	14	164
BAYOU SEGNETTE-O.S.P.(#1)	7	7	5	3	1	23
BOGUE CHITTO STATE PARK - DIST #1	4	3		2		9
CHEMIN-A-HAUT STATE PARK (#3)	1		1	1		3
CHICOT STATE PARK DIST #2	2	3	4	1	2	12

DEPARTMENT/AGENCY/UNIT	FY16	FY17	FY18	FY19	FY20	5-YR
DEPT. CULTURE, RECREATION, TOURISM	196	180	110	133	133	752
CYPREMONT POINT STATE PARK (#2)	2					2
FAIRVIEW-RIVERSIDE PARK DIST #1	1	3	3	1		8
FORT PIKE - S.H.S. DIST #1		1				1
FOUNTAINBLEAU ST. PARK-DIST #1			8	2		10
FT. ST. BAPTISTE-S.H.S. DIST 4		1				1
GRAND ISLE (#1)	9	2	5	1	2	19
HODGES GARDENS STATE PARK ?DIST #4	2					2
JIMMIE DAVIS STATE PARK (#3)	7	3	5	2		17
LAKE BISTINEAUX STATE PARK (#3)	2		1		1	4
LAKE BRUIN STATE PARK (#3)	1	1		1	2	5
LAKE CLAIBORNE ST. PARK-DIST #3	4	3	1		1	9
LAKE D'ARBONNE STATE PARK (#3)	6			2	1	9
LAKE FAUSSE POINT (#2)					1	1
MANSFIELD - S.H.S. DIST #4		1				1
NORTH TOLEDO BEND (#4)		2				2
PALMETTO ISLAND STATE PARK (DIST 2)	2		1			3
PORT HUDSON-S.H.S. DIST (#1)	1					1
POVERTY POINT RESERVOIR DIST #3	1	2				3
ROSEDOWN PLANTATION STATE HISTORIC SITE		1			1	2
SAM HOUSTON STATE PARK-DIST (#2)	2	6			1	9
SOUTH TOLEDO BEND STATE PARK - DIST #4	2		1	2		5
ST. BERNARD ST. PARK-DIST #1			1			1
TICKFAW STATE PARK (#1)				1	1	2
OFFICE OF TOURISM		1	1	6	1	9
PROPERTY	85	116	35	65	67	368
OFFICE OF STATE MUSEUM	10	30	3	2	8	53
OFFICE OF STATE PARKS	71	86	30	62	58	307
AUDUBON-S.H.S. DIST #2			1			1
BLACK BEAR GOLF COURSE		1				1
BOGUE CHITTO STATE PARK - DIST #1	7	7				14
CHEMIN-A-HAUT STATE PARK (#3)	9	1				10
CHICOT STATE PARK DIST #2		8		2		10
CYPREMONT POINT STATE PARK (#2)	1		1		17	19
FAIRVIEW-RIVERSIDE PARK DIST #1	1		2			3
FORT PIKE - S.H.S. DIST #1			4			4
FORT RANDOLPH/FT BUHLOW STATE HISTORICAL					2	2
FOUNTAINBLEAU ST. PARK-DIST #1		2	2	1	32	37
FT. ST. BAPTISTE-S.H.S. DIST 4	1					1

DEPARTMENT/AGENCY/UNIT	FY16	FY17	FY18	FY19	FY20	5-YR
DEPT. CULTURE, RECREATION, TOURISM	196	180	110	133	133	752
GRAND ISLE (#1)			1			1
JIMMIE DAVIS STATE PARK (#3)	13			57		70
LAKE BISTINEAUX STATE PARK (#3)	23	2	2		1	28
LAKE BRUIN STATE PARK (#3)					1	1
LAKE CLAIBORNE ST. PARK-DIST #3	6					6
LAKE D'ARBONNE STATE PARK (#3)	6	1	5		1	13
LAKE FAUSSE POINT (#2)		30	1		2	33
OFFICE OF STATE PARKS-ADMIN.			1	1		2
PORT HUDSON-S.H.S. DIST (#1)		1				1
POVERTY POINT RESERVOIR DIST #3		2	2	1		5
POVERTY POINT-S.H.S. DIST #3	2	1	1			4
ROSEDOWN PLANTATION STATE HISTORIC SITE		3			1	4
SAM HOUSTON STATE PARK-DIST (#2)			2			2
TICKFAW STATE PARK (#1)	2	27	5		1	35
OFFICE OF TOURISM	4		2	1	1	8
TRANSPORTATION	22	4	15	13	18	72
DCRT - OFFICE OF THE SECRETARY	4					4
OFFICE OF STATE MUSEUM	1	1	8	2	3	15
OFFICE OF STATE PARKS	17	2	7	9	11	46
BAYOU SEGNETTE-O.S.P.(#1)	1			1		2
BOGUE CHITTO STATE PARK - DIST #1			1		1	2
CENTENARY-S.H.S.-O.S.P.(#1)					2	2
CHICOT STATE PARK DIST #2		2	2		3	7
FAIRVIEW-RIVERSIDE PARK DIST #1	2					2
FOUNTAINBLEAU ST. PARK-DIST #1	8		2	2	4	16
GRAND ISLE (#1)	1					1
LAKE CLAIBORNE ST. PARK-DIST #3				2		2
OFFICE OF STATE PARKS-ADMIN.	4			3	1	8
PALMETTO ISLAND STATE PARK (DIST 2)				1		1
PORT HUDSON-S.H.S. DIST (#1)	1					1
ROSEDOWN PLANTATION STATE HISTORIC SITE			1			1
SAM HOUSTON STATE PARK-DIST (#2)			1			1
OFFICE OF TOURISM		1		2	4	7
WORKERS COMPENSATION	27	15	21	22	29	114
DCRT - OFFICE OF THE SECRETARY	1	1		1		3
OFFICE OF CULTURAL DEVELOPMENT		1			1	2
OFFICE OF STATE LIBRARY			2			2
OFFICE OF STATE MUSEUM	3	2	1	4	4	14

DEPARTMENT/AGENCY/UNIT	FY16	FY17	FY18	FY19	FY20	5-YR
DEPT. CULTURE, RECREATION, TOURISM	196	180	110	133	133	752
OFFICE OF STATE PARKS	20	8	17	15	21	81
AUDUBON-S.H.S. DIST #2	1					1
BAYOU SEGNETTE-O.S.P.(#1)	1	1	1	1	1	5
BOGUE CHITTO STATE PARK - DIST #1		2			1	3
CHEMIN-A-HAUT STATE PARK (#3)			1	1	2	4
CHICOT STATE PARK DIST #2	4		3	3	2	12
CYPRE MONT POINT STATE PARK (#2)	1		1		1	3
FAIRVIEW-RIVERSIDE PARK DIST #1		1				1
FOUNTAINBLEAU ST. PARK-DIST #1	4	1	4	5	3	17
GRAND ISLE (#1)					1	1
JIMMIE DAVIS STATE PARK (#3)				2	4	6
LAKE BISTINEAUX STATE PARK (#3)	1			1		2
LAKE BRUIN STATE PARK (#3)	1				2	3
LAKE D'ARBONNE STATE PARK (#3)	5	2			1	8
LONGFELLOW-EVANGELINE DIST #2			3	1		4
OFFICE OF STATE PARKS-ADMIN.			2			2
PORT HUDSON-S.H.S. DIST (#1)	1					1
POVERTY POINT RESERVOIR DIST #3					1	1
POVERTY POINT-S.H.S. DIST #3	1		1		2	4
SOUTH TOLEDO BEND STATE PARK - DIST #4		1				1
TICKFAW STATE PARK (#1)			1	1		2
OFFICE OF TOURISM	3	3	1	2	3	12

DEPARTMENT/AGENCY/UNIT	FY16	FY17	FY18	FY19	FY20	5-YR
DEPT. OF PUBLIC SAFETY & CORRECTIONS – YOUTH	201	141	254	206	223	1025
CGL	11	9	4	6	6	36
OFFICE OF JUVENILE JUSTICE (OJJ)	11	9	4	6	6	36
DIVISION OF YOUTH SERVICES	6	3	1	1	2	13
OJJ - CENTRAL/SOUTHWEST REGION				1	2	3
OJJ - NORTH REGION (SCY-Swanson)	3	2	3		1	9
OJJ - SOUTHEAST REGION (BCCY-Bridge City)	2	4		4	1	11
PROPERTY	12	2	10	5	6	35
OFFICE OF JUVENILE JUSTICE (OJJ)	12	2	10	5	6	35
DIVISION OF YOUTH SERVICES	2		3	2		7
OJJ - CENTRAL/SOUTHWEST REGION	1			1		2
OJJ - NORTH REGION (SCY-Swanson)	6	1	3		2	12
OJJ - SOUTHEAST REGION (BCCY-Bridge City)	3	1	4	2	4	14
TRANSPORTATION	37	27	57	40	54	215

DEPARTMENT/AGENCY/UNIT	FY16	FY17	FY18	FY19	FY20	5-YR
DEPT. OF PUBLIC SAFETY & CORRECTIONS – YOUTH	201	141	254	206	223	1025
OFFICE OF JUVENILE JUSTICE (OJJ)	37	27	57	40	54	215
DIVISION OF YOUTH SERVICES	22	2	16	6	12	58
OJJ - CENTRAL/SOUTHWEST REGION	9	9	19	10	14	61
OJJ - NORTH REGION (SCY-Swanson)	5	7	12	9	22	55
OJJ - SOUTHEAST REGION (BCCY-Bridge City)	1	9	10	15	6	41
WORKERS COMPENSATION	141	103	183	155	157	739
OFFICE OF JUVENILE JUSTICE (OJJ)	141	103	183	155	157	739
DIVISION OF YOUTH SERVICES	22	12	14	21	24	93
OJJ - CENTRAL/SOUTHWEST REGION	12	1	11	4	21	49
OJJ - NORTH REGION (SCY-Swanson)	55	53	90	83	58	339
OJJ - SOUTHEAST REGION (BCCY-Bridge City)	52	37	68	47	54	258

DEPARTMENT/AGENCY/UNIT	FY16	FY17	FY18	FY19	FY20	5-YR
DEPT. OF WILDLIFE & FISHERIES	236	337	135	128	148	984
CGL	5	7	8	4	3	27
DWLF-OFFICE OF THE SECRETARY	2	5	2	2		11
DWLF - ADMINISTRATION		1		1		2
DWLF-OFFICE OF THE SECRETARY	1	1				2
ENFORCEMENT	1	3	2	1		7
OFFICE OF FISHERIES		2	1	1	2	6
OFFICE OF FISHERIES		2	1	1	2	6
OFFICE OF WILDLIFE	3		5	1	1	10
COASTAL & NON-GAME RESOURCES			1	1	1	3
OFFICE OF WILDLIFE			3			3
OFFICE OF WILDLIFE - ADMINISTRATION	3		1			4
PROPERTY	50	73	24	17	25	189
DWLF - MANAGEMENT & FINANCE				1		1
DWLF - MANAGEMENT & FINANCE				1		1
DWLF-OFFICE OF THE SECRETARY	28	42	19	4	2	95
DWLF - ADMINISTRATION	1	2	2			5
ENFORCEMENT	27	40	17	4	2	90
OFFICE OF FISHERIES	5	4		2	7	18
OFFICE OF FISHERIES	5	4		2	7	18
OFFICE OF WILDLIFE	17	27	5	10	16	75
COASTAL & NON-GAME RESOURCES	3	13	3	7	10	36
OFFICE OF WILDLIFE	14	13	2	3	6	38
OFFICE OF WILDLIFE - ADMINISTRATION		1				1
TRANSPORTATION	127	214	71	66	86	564

DEPARTMENT/AGENCY/UNIT	FY16	FY17	FY18	FY19	FY20	5-YR
DEPT. OF WILDLIFE & FISHERIES	236	337	135	128	148	984
DWLF-OFFICE OF THE SECRETARY	90	175	45	42	62	414
DWLF - ADMINISTRATION			2			2
ENFORCEMENT	90	175	43	42	62	412
OFFICE OF FISHERIES	9	9	3	6	14	41
OFFICE OF FISHERIES	8	9	3	6	14	40
OFFICE OF FISHERIES - ADMINISTRATION	1					1
OFFICE OF WILDLIFE	28	30	23	18	10	109
COASTAL & NON-GAME RESOURCES	3	10	8	6	5	32
OFFICE OF WILDLIFE	23	19	13	11	4	70
OFFICE OF WILDLIFE - ADMINISTRATION	2	1	2	1	1	7
WORKERS COMPENSATION	54	43	32	41	34	204
DWLF - MANAGEMENT & FINANCE		1	1			2
DWLF - MANAGEMENT & FINANCE		1	1			2
DWLF-OFFICE OF THE SECRETARY	30	19	7	18	18	92
DWLF - ADMINISTRATION	3		4		2	9
DWLF-OFFICE OF THE SECRETARY	3					3
ENFORCEMENT	24	19	3	18	16	80
OFFICE OF FISHERIES	11	14	12	9	8	54
OFFICE OF FISHERIES	11	9	12	9	8	49
OFFICE OF FISHERIES - ADMINISTRATION		5				5
OFFICE OF WILDLIFE	13	9	12	14	8	56
COASTAL & NON-GAME RESOURCES	1		1	2	2	6
OFFICE OF WILDLIFE	11	1	11	12	6	41
OFFICE OF WILDLIFE - ADMINISTRATION	1	8				9

DEPARTMENT/AGENCY/UNIT	FY16	FY17	FY18	FY19	FY20	5-YR
DIVISION OF ADMINISTRATION	67	79	82	64	58	350
CGL	14	16	18	13	19	80
DOA-COMMISSIONER'S OFFICE				1	1	2
DOA-LEGAL					1	1
FACILITY PLANNING & CONTROL		1	1			2
LA PROPERTY ASSISTANCE AGENCY			1	3		4
LA TAX COMMISSION		1				1
OFFICE OF COMMUNITY DEVELOPMENT	1		2	1		4
OFFICE OF GROUP BENEFITS	1		1		3	5
OFFICE OF RISK MANAGEMENT			2	1	2	5
OFFICE OF STATE REPORTING & ACCT POLICY		1				1
OFFICE OF TECHNOLOGY SERVICES					1	1

DEPARTMENT/AGENCY/UNIT	FY16	FY17	FY18	FY19	FY20	5-YR
DIVISION OF ADMINISTRATION	67	79	82	64	58	350
PATIENT'S COMPENSATION FUND OVERSIGHT BD		1		2		3
STATE BUILDINGS	11	10	10	5	11	47
STATE LAND OFFICE	1	2	1			4
CYBER LIABILITY			1		1	2
OFFICE OF GROUP BENEFITS			1			1
OFFICE OF TECHNOLOGY SERVICES					1	1
PROPERTY	16	20	24	20	5	85
LA PROPERTY ASSISTANCE AGENCY		1	2	1	1	5
OFFICE OF AIRCRAFT SERVICES				1		1
OFFICE OF GROUP BENEFITS		1				1
OFFICE OF TECHNOLOGY SERVICES				1		1
STATE BUILDINGS	16	17	22	17	4	76
STATE LAND OFFICE		1				1
TRANSPORTATION	9	22	19	10	22	82
FACILITY PLANNING & CONTROL			2	1	1	4
LA PROPERTY ASSISTANCE AGENCY	3	7		1	6	17
OFFICE OF AIRCRAFT SERVICES				1	1	2
OFFICE OF COMMUNITY DEVELOPMENT		2				2
OFFICE OF HUMAN RESOURCES	1					1
OFFICE OF RISK MANAGEMENT		7	1			8
OFFICE OF STATE REPORTING & ACCT POLICY		1	1			2
OFFICE OF TECHNOLOGY SERVICES	5	4	14	5	9	37
STATE BUILDINGS		1	1	2	5	9
WORKERS COMPENSATION	28	21	20	21	11	101
DOA-COMMISSIONER'S OFFICE		1	1			2
FEDERAL PROPERTY ASSISTANCE AGENCY	1		1		1	3
LA PROPERTY ASSISTANCE AGENCY	1	2		2		5
LA TAX COMMISSION					1	1
OFFICE OF COMMUNITY DEVELOPMENT					1	1
OFFICE OF GROUP BENEFITS	1					1
OFFICE OF HUMAN RESOURCES	2					2
OFFICE OF RISK MANAGEMENT	1					1
Office of State Procurement	2	4	2	2		10
OFFICE OF TECHNOLOGY SERVICES	19	10	6	9	3	47
PATIENT'S COMPENSATION FUND OVERSIGHT BD		1	1	2	1	5
STATE BUILDINGS	1	2	9	6	4	22
STATE LAND OFFICE		1				1

DEPARTMENT/AGENCY/UNIT	FY16	FY17	FY18	FY19	FY20	5-YR
EMPLOYEE BENEFIT SYSTEMS	1	2		2	1	6
CGL					1	1
LA STATE EMPLOYEES RETIREMENT SYSTEM					1	1
TRANSPORTATION				2		2
LA STATE EMPLOYEES RETIREMENT SYSTEM				2		2
WORKERS COMPENSATION	1	2				3
LA STATE EMPLOYEES RETIREMENT SYSTEM		1				1
LA. TEACHERS RETIREMENT SYSTEM	1	1				2

DEPARTMENT/AGENCY/UNIT	FY16	FY17	FY18	FY19	FY20	5-YR
EXECUTIVE BRANCH	281	321	285	260	286	1433
CGL	70	84	57	86	67	364
ALARIO CENTER			1			1
COASTAL PROTECTION & RESTORATION AUTHOR.	1	1		1		3
DEPARTMENT OF MILITARY AFFAIRS	21	46	16	21	24	128
CAMP MINDEN	2	1	2	2	7	14
GILLIS W LONG CENTER	8	5	2	5	1	21
MILITARY AFFAIRS-ARMORIES	3	26	1	1	5	36
MILITARY AFFAIRS-BALL					1	1
MILITARY AFFAIRS-CAMP BEAUREGARD	5	10	10	13	9	47
MILITARY AFFAIRS-HEADQUARTERS	1	1			1	3
MILITARY AFFAIRS-JACKSON BARRACK	2	3	1			6
GOV OFFICE OF HOMELAND SEC & EMERG PREP	1			2		3
JEFFERSON BASEBALL STADIUM	1					1
LA COMM ON LAW ENFORCEMENT	1					1
LA PUBLIC DEFENDER BOARD	1	2		1		4
LA RACING COMMISSION			1	1		2
LA STADIUM & EXPOSITION DISTRICT COMM	1	1	4	13	7	26
MENTAL HEALTH ADVOCACY	1	1		1		3
MERCEDES-BENZ SUPERDOME	33	15	23	29	22	122
NEW ORLEANS SPORTS ARENA	4	5	6	6	3	24
N.O. SPORTS ARENA/SMOOTHIE KING CENTER	4	5	6	6	3	24
NORTHEAST LA VETERANS HOME				1	1	2
NORTHWEST LA VETERANS HOME				1	1	2
OFFICE OF ELDERLY AFFAIRS			1			1
OFFICE OF FINANCIAL INSTITUTIONS				3		3
OFFICE OF STATE INSPECTOR GENERAL	1	2	1			4
OFFICE OF THE GOVERNOR	1	3	1	3	8	16
OFFICE OFCOSMETOLOGY		2		1		3

DEPARTMENT/AGENCY/UNIT	FY16	FY17	FY18	FY19	FY20	5-YR
EXECUTIVE BRANCH	281	321	285	260	286	1433
SOUTHEAST LA VETERANS HOME	1	1	1	1	1	5
SOUTHWEST LA VETERANS HOME	1	2	1	1		5
VETERAN'S AFFAIRS	1	1				2
VETERAN'S CENTER		2	1			3
MEDICAL MALPRACTICE	1	2	1		3	7
DEPARTMENT OF MILITARY AFFAIRS		1			1	2
MILITARY AFFAIRS-CAMP BEAUREGARD		1				1
MILITARY AFFAIRS-HEADQUARTERS					1	1
MENTAL HEALTH ADVOCACY		1				1
SOUTHEAST LA VETERANS HOME	1				2	3
VETERAN'S AFFAIRS			1			1
PROPERTY	59	28	24	28	48	187
COASTAL PROTECTION & RESTORATION AUTHOR.	1	2			1	4
DEPARTMENT OF MILITARY AFFAIRS	42	23	13	24	40	142
CAMP MINDEN	7	2	4	2	8	23
GILLIS W LONG CENTER	5	7	1	1	12	26
MILITARY AFFAIRS-ARMORIES	17	8	1	1	12	39
MILITARY AFFAIRS-CAMP BEAUREGARD	5	1	3	13	4	26
MILITARY AFFAIRS-HEADQUARTERS	2				2	4
MILITARY AFFAIRS-JACKSON BARRACK	6	5	4	7	2	24
GOV OFFICE OF HOMELAND SEC & EMERG PREP				1		1
JEFFERSON BASEBALL STADIUM			2			2
LA STADIUM & EXPOSITION DISTRICT COMM					1	1
MERCEDES-BENZ SUPERDOME	10			2	3	15
NEW ORLEANS SPORTS ARENA		1	1			2
N.O. SPORTS ARENA/SMOOTHIE KING CENTER		1	1			2
NORTHEAST LA VETERANS HOME				1		1
NORTHWEST LA VETERANS HOME	1					1
OFFICE OF THE GOVERNOR		1				1
OFFICE OFCOSMETOLOGY					1	1
SOUTHEAST LA VETERANS HOME	1				2	3
SOUTHWEST LA VETERANS HOME			1			1
VETERAN'S AFFAIRS	3	1	7			11
VETERAN'S CENTER	1					1
TRANSPORTATION	27	20	39	34	41	161
COASTAL PROTECTION & RESTORATION AUTHOR.	4			5	3	12
DEPARTMENT OF MILITARY AFFAIRS	7	16	16	11	21	71
CAMP MINDEN	1	3	4		2	10

DEPARTMENT/AGENCY/UNIT	FY16	FY17	FY18	FY19	FY20	5-YR
EXECUTIVE BRANCH	281	321	285	260	286	1433
GILLIS W LONG CENTER				2	4	6
MILITARY AFFAIRS-ARMORIES	2	5			8	15
MILITARY AFFAIRS-BALL	3					3
MILITARY AFFAIRS-CAMP BEAUREGARD	1	5	4	6	4	20
MILITARY AFFAIRS-HEADQUARTERS		3				3
MILITARY AFFAIRS-JACKSON BARRACK			8	3	3	14
GOV OFFICE OF HOMELAND SEC & EMERG PREP	6	1	9	2	5	23
LA COMM ON LAW ENFORCEMENT	1		1		1	3
LA RACING COMMISSION	1					1
MERCEDES-BENZ SUPERDOME			3			3
NORTHEAST LA VETERANS HOME	1		2		1	4
NORTHWEST LA VETERANS HOME				3	1	4
OFFICE OF ELDERLY AFFAIRS			1	1		2
OFFICE OF FINANCIAL INSTITUTIONS	4	1	2		2	9
OFFICE OF STATE INSPECTOR GENERAL			3			3
OFFICE OF THE GOVERNOR				6		6
SOUTHEAST LA VETERANS HOME			2		3	5
SOUTHWEST LA VETERANS HOME				3	2	5
VETERAN'S AFFAIRS	2	2		3	2	9
VETERAN'S CENTER	1					1
WORKERS COMPENSATION	124	187	164	112	127	714
BOARD OF TAX APPEALS			2			2
BOARD OF TAX APPEALS			2			2
COASTAL PROTECTION & RESTORATION AUTHOR.		1		1		2
DEPARTMENT OF MILITARY AFFAIRS	42	80	61	41	72	296
CAMP MINDEN	7	6	9	5	13	40
GILLIS W LONG CENTER	17	7	10	19	24	77
MILITARY AFFAIRS-ARMORIES	11	57	28	2	20	118
MILITARY AFFAIRS-BALL	1					1
MILITARY AFFAIRS-CAMP BEAUREGARD	4	9	8	11	10	42
MILITARY AFFAIRS-HEADQUARTERS	1		1			2
MILITARY AFFAIRS-JACKSON BARRACK	1	1	5	4	5	16
GOV OFFICE OF HOMELAND SEC & EMERG PREP	5	4	12	6	3	30
LA COMM ON LAW ENFORCEMENT	3	1	1	1		6
LA RACING COMMISSION	1	1	1			3
MENTAL HEALTH ADVOCACY	2			3	1	6
MERCEDES-BENZ SUPERDOME	1					1
NORTHEAST LA VETERANS HOME	10	14	7	10	11	52

DEPARTMENT/AGENCY/UNIT	FY16	FY17	FY18	FY19	FY20	5-YR
EXECUTIVE BRANCH	281	321	285	260	286	1433
NORTHWEST LA VETERANS HOME	13	19	14	10	12	68
OFFICE OF ELDERLY AFFAIRS	1		4	2		7
OFFICE OF FINANCIAL INSTITUTIONS	3	2			3	8
OFFICE OF STATE INSPECTOR GENERAL	4			3		7
OFFICE OF THE GOVERNOR				1	2	3
OFFICE OF COSMETOLOGY	1	1				2
SOUTHEAST LA VETERANS HOME	3	10	13	9	4	39
SOUTHWEST LA VETERANS HOME	13	27	15	13	14	82
VETERAN'S AFFAIRS	4	2	5	1	1	13
VETERAN'S CENTER	18	25	29	11	4	87

DEPARTMENT/AGENCY/UNIT	FY16	FY17	FY18	FY19	FY20	5-YR
INACTIVE/DEFAULT LOCATIONS	6	14	28	9	14	71
CGL	6	12	17	4	8	47
Inactive/Default Locations	6	12	17	4	8	47
Constitutional Claims	4	5	12	4	5	30
NON-AGENCY CLAIMS	2	6	5		3	16
NULL		1				1
PROPERTY					1	1
Inactive/Default Locations					1	1
NON-AGENCY CLAIMS					1	1
TRANSPORTATION			11	4	2	17
Inactive/Default Locations			11	4	2	17
NON-AGENCY CLAIMS			11	4	2	17
WORKERS COMPENSATION		2		1	3	6
Inactive/Default Locations		2		1	3	6
NON-AGENCY CLAIMS		2		1	3	6

DEPARTMENT/AGENCY/UNIT	FY16	FY17	FY18	FY19	FY20	5-YR
JUDICIARY	51	67	33	21	34	206
CGL	22	27	17	15	26	107
2ND CIRCUIT COURT OF APPEAL	1	1				2
4TH CIRCUIT COURT OF APPEAL	1					1
5TH CIRCUIT COURT OF APPEAL			1	1		2
CRIMINAL COURT-PARISH OF ORLEANS	1	2		4	4	11
JUDICIAL DISTRICT COURTS (JDC)	15	22	13	8	16	74
14TH JDC	1					1

DEPARTMENT/AGENCY/UNIT	FY16	FY17	FY18	FY19	FY20	5-YR
JUDICIARY	51	67	33	21	34	206
15TH JDC		1	1		1	3
16TH JDC		1				1
19TH JDC	2	3	2		2	9
1ST JDC		2		1	1	4
20TH JDC		1				1
21ST JDC	1	1		1		3
22ND JDC	1	2		1	3	7
23RD JDC		3				3
24TH JDC	2	2	1	2	1	8
26TH JDC		1	1			2
27TH JDC		1		1	1	3
29TH JDC					1	1
2ND JDC	1					1
30TH JDC			1			1
33RD JDC			1		1	2
34TH JDC					1	1
4TH JDC	3		1			4
5TH JDC		2	1			3
ORLEANS PARISH CIVIL DISTRICT COURT	4	2	4	2	4	16
LOUISIANA SUPREME COURT	4	2	3	2	6	17
PROPERTY	2	6	2		1	11
2ND CIRCUIT COURT OF APPEAL	1	3				4
3RD CIRCUIT COURT OF APPEAL		1			1	2
4TH CIRCUIT COURT OF APPEAL		1				1
CRIMINAL COURT-PARISH OF ORLEANS			1			1
JUDICIAL DISTRICT COURTS (JDC)	1	1				2
11TH JDC	1					1
19TH JDC		1				1
LOUISIANA SUPREME COURT			1			1
TRANSPORTATION	21	30	4	1	2	58
1ST CIRCUIT COURT OF APPEAL		1				1
3RD CIRCUIT COURT OF APPEAL				1		1
4TH CIRCUIT COURT OF APPEAL		2				2
5TH CIRCUIT COURT OF APPEAL		2				2
JUDICIAL DISTRICT COURTS (JDC)	21	24	1		1	47
10TH JDC	8	12	1			21
18TH JDC	2	2				4
19TH JDC	4	6				10

DEPARTMENT/AGENCY/UNIT	FY16	FY17	FY18	FY19	FY20	5-YR
JUDICIARY	51	67	33	21	34	206
1ST JDC	1					1
20TH JDC					1	1
22ND JDC		1				1
4TH JDC	3	2				5
8TH JDC		1				1
9TH JDC	3					3
LOUISIANA SUPREME COURT		1	3		1	5
WORKERS COMPENSATION	6	4	10	5	5	30
1ST CIRCUIT COURT OF APPEAL	2					2
3RD CIRCUIT COURT OF APPEAL		1		1		2
4TH CIRCUIT COURT OF APPEAL			1	1		2
CRIMINAL COURT-PARISH OF ORLEANS	2	2	1		2	7
JUDICIAL DISTRICT COURTS (JDC)	2	1		1	1	5
12TH JDC					1	1
19TH JDC	1					1
1ST JDC				1		1
2ND JDC	1					1
8TH JDC		1				1
LOUISIANA SUPREME COURT			8	2	2	12

DEPARTMENT/AGENCY/UNIT	FY16	FY17	FY18	FY19	FY20	5-YR
LA COMMUNITY & TECHNICAL COLLEGE	145	99	148	126	127	645
CGL	34	14	34	34	20	136
BATON ROUGE COMMUNITY COLLEGE	8	2	5	4	3	22
BATON ROUGE COMM. COLLEGE - Acadian Camp			1			1
BATON ROUGE COMM. COLLEGE - Ardendale Camp					1	1
BATON ROUGE COMMUNITY COLLEGE - GENERAL	8	2	4	4	2	20
BOSSIER PARISH COMMUNITY COLLEGE			1			1
BOSSIER PARISH COMMUNITY COLLEGE - GENER			1			1
CENTRAL LA TECH COMM COLLEGE (CLTCC)	2			1		3
CLTCC - ALEXANDRIA CAMPUS	1			1		2
CLTCC - HUEY P. LONG CAMPUS	1					1
ELAINE P NUNEZ COMMUNITY COLLEGE		1	2			3
ELAINE P NUNEZ - GENERAL OPERATIONS		1	2			3
ISAAC DELGADO COMMUNITY COLLEGE	4	1	11	11	10	37
DELGADO - AUXILIARY OPERATIONS	1	1		1		3
DELGADO - GENERAL OPERATIONS	3		11	10	10	34
L. E. FLETCHER COMMUNITY COLLEGE	2		2	3		7

DEPARTMENT/AGENCY/UNIT	FY16	FY17	FY18	FY19	FY20	5-YR
LA COMMUNITY & TECHNICAL COLLEGE	145	99	148	126	127	645
FLETCHER COMM COLLEGE - GENERAL OPER	1		1	3		5
FLETCHER COMM COLLEGE - LAFOURCHE CAMPUS	1		1			2
LA DELTA COMMUNITY COLLEGE (LDCC)	3	1	1	2	1	8
LDCC - MONROE	3		1	1		5
LDCC - TALLULAH					1	1
LDCC -BASTROP CAMPUS				1		1
LDCC -WINNSBORO CAMPUS		1				1
LCTCS- BOARD OF SUPERVISORS				2		2
NORTHSHORE TECHNICAL COMM COLLEGE (NTCC)		2	4	2	2	10
NTCC - GENERAL OPERATIONS		2	4	2	2	10
NORTHWEST LOUISIANA TECH. COMM. COLLEGE	3			1		4
NW LA TECH CC -MANSFIELD CAMPUS	1			1		2
NW LA TECH CC -SHREVEPORT-BOSSIER CAMPUS	2					2
SOUTH LA COMMUNITY COLLEGE (SLCC)	9	7	8	7	4	35
SLCC - ACADIAN CAMPUS				1		1
SLCC - EVANGELINE CAMPUS	2					2
SLCC - GEN. OPS.-LAFAYETTE CAMPUS	7	6	4	2	3	22
SLCC - GULF AREA CAMPUS				2		2
SLCC - T.H. HARRIS CAMPUS		1	2			3
SLCC - TECHE-NEW IBERIA CAMPUS			1	2	1	4
SLCC-YOUNG MEMORIAL CAMPUS			1			1
SOWELA COMMUNITY COLLEGE	3			1		4
SOWELA - GENERAL OPERATIONS	2			1		3
SOWELA - MORGAN SMITH CAMPUS	1					1
CYBER LIABILITY					2	2
BATON ROUGE COMMUNITY COLLEGE					1	1
BATON ROUGE COMMUNITY COLLEGE - GENERAL					1	1
LCTCS- BOARD OF SUPERVISORS					1	1
PROPERTY	37	22	35	24	48	166
BATON ROUGE COMMUNITY COLLEGE	2	9	4	6	8	29
BATON ROUGE COMM. COLLEGE - Acadian Camp		7		4	2	13
BATON ROUGE COMM. COLLEGE - New Roads Ca				1	1	2
BATON ROUGE COMMUNITY COLLEGE - GENERAL	2	2	4	1	5	14
BOSSIER PARISH COMMUNITY COLLEGE	2	1			18	21
BOSSIER PARISH COMMUNITY COLLEGE - GENER	2	1			18	21
CENTRAL LA TECH COMM COLLEGE (CLTCC)	6	1		3	12	22
CLTCC - ALEXANDRIA CAMPUS				2		2
CLTCC - AVOYELLES CAMPUS		1			12	13

DEPARTMENT/AGENCY/UNIT	FY16	FY17	FY18	FY19	FY20	5-YR
LA COMMUNITY & TECHNICAL COLLEGE	145	99	148	126	127	645
CLTCC - HUEY P. LONG CAMPUS				1		1
CLTCC - NATCHITOCHE CAMPUS	6					6
ELAINE P NUNEZ COMMUNITY COLLEGE		2				2
ELAINE P NUNEZ - AUXILIARY OPERATIONS		1				1
ELAINE P NUNEZ - GENERAL OPERATIONS		1				1
ISAAC DELGADO COMMUNITY COLLEGE	8	1	17	10	3	39
DELGADO - GENERAL OPERATIONS	8	1	17	10	3	39
L. E. FLETCHER COMMUNITY COLLEGE				1		1
FLETCHER COMM COLLEGE - LAFOURCHE CAMPUS				1		1
LA DELTA COMMUNITY COLLEGE (LDCC)	13	2	1	2	1	19
LDCC - MONROE	2	2			1	5
LDCC -BASTROP CAMPUS	3					3
LDCC -JONESBORO CAMPUS				1		1
LDCC -RUSTON CAMPUS	4		1			5
LDCC -WEST MONROE CAMPUS	3			1		4
LDCC -WINNSBORO CAMPUS	1					1
NORTHSHORE TECHNICAL COMM COLLEGE (NTCC)	4	3	3			10
NTCC - GENERAL OPERATIONS	4	3	3			10
NORTHWEST LOUISIANA TECH. COMM. COLLEGE	1		5		4	10
NW LA TECH CC -MANSFIELD CAMPUS	1					1
NW LA TECH CC -MINDEN CAMPUS			3		4	7
NW LA TECH CC -SHREVEPORT-BOSSIER CAMPUS			2			2
RIVER PARISH COMMUNITY COLLEGE		1	1			2
RIVER PARISH COMMUNITY COLLEGE - GENERAL		1	1			2
SOUTH LA COMMUNITY COLLEGE (SLCC)		1	3	2	2	8
SLCC - GEN. OPS.-LAFAYETTE CAMPUS		1	3		1	5
SLCC - GULF AREA CAMPUS				1		1
SLCC - TECHE-NEW IBERIA CAMPUS				1		1
SLCC-YOUNG MEMORIAL CAMPUS					1	1
SOWELA COMMUNITY COLLEGE	1	1	1			3
SOWELA - GENERAL OPERATIONS	1	1	1			3
TRANSPORTATION	17	20	28	22	17	104
BATON ROUGE COMMUNITY COLLEGE	7	4	6		4	21
BATON ROUGE COMMUNITY COLLEGE - GENERAL	7	4	6		4	21
BOSSIER PARISH COMMUNITY COLLEGE	3		3			6
BOSSIER PARISH COMMUNITY COLLEGE - AUXIL	3					3
BOSSIER PARISH COMMUNITY COLLEGE - GENER			3			3
CENTRAL LA TECH COMM COLLEGE (CLTCC)	2				1	3

DEPARTMENT/AGENCY/UNIT	FY16	FY17	FY18	FY19	FY20	5-YR
LA COMMUNITY & TECHNICAL COLLEGE	145	99	148	126	127	645
CLTCC - ALEXANDRIA CAMPUS					1	1
CLTCC - NATCHITOCHE CAMPUS	2					2
ISAAC DELGADO COMMUNITY COLLEGE	3			3	1	7
DELGADO - GENERAL OPERATIONS	3			3	1	7
L. E. FLETCHER COMMUNITY COLLEGE		3	5	1		9
FLETCHER COMM COLLEGE - GENERAL OPER		1	1	1		3
FLETCHER COMM COLLEGE - LAFOURCHE CAMPUS		2	4			6
LA DELTA COMMUNITY COLLEGE (LDCC)	1	4			3	8
LDCC - AUX. OPS.		2				2
LDCC - MONROE	1	2				3
LDCC - WINNSBORO CAMPUS					3	3
LCTCS- BOARD OF SUPERVISORS				1		1
NORTHSHORE TECHNICAL COMM COLLEGE (NTCC)					2	2
NTCC - GENERAL OPERATIONS					2	2
NORTHWEST LOUISIANA TECH. COMM. COLLEGE		1	1			2
NW LA TECH CC -MINDEN CAMPUS			1			1
NW LA TECH CC -SHREVEPORT-BOSSIER CAMPUS		1				1
RIVER PARISH COMMUNITY COLLEGE	1			5		6
RESERVE CAMPUS	1			2		3
RIVER PARISH COMMUNITY COLLEGE - GENERAL				3		3
SOUTH LA COMMUNITY COLLEGE (SLCC)		8	13	6	4	31
SLCC - ACADIAN CAMPUS		5	11		1	17
SLCC - GEN. OPS.-LAFAYETTE CAMPUS		1	1	6	3	11
SLCC - TECHE-NEW IBERIA CAMPUS		2	1			3
SOWELA COMMUNITY COLLEGE				6	2	8
SOWELA - AUXILIARY OPERATIONS				3		3
SOWELA - GENERAL OPERATIONS				3	1	4
SOWELA - MORGAN SMITH CAMPUS					1	1
WORKERS COMPENSATION	57	43	51	46	40	237
BATON ROUGE COMMUNITY COLLEGE	19	9	19	11	7	65
BATON ROUGE COMM. COLLEGE - Acadian Camp			2			2
BATON ROUGE COMM. COLLEGE - Ardendale Ca					1	1
BATON ROUGE COMMUNITY COLLEGE - GENERAL	19	9	16	11	5	60
BATON ROUGE COMMUNITY COLLEGE- AUXILARY			1		1	2
BOSSIER PARISH COMMUNITY COLLEGE	7	8	3	4	1	23
BOSSIER PARISH COMMUNITY COLLEGE - GENER	7	8	3	4	1	23
CENTRAL LA TECH COMM COLLEGE (CLTCC)	2	3		1	1	7
CLTCC - ALEXANDRIA CAMPUS		3		1		4

DEPARTMENT/AGENCY/UNIT	FY16	FY17	FY18	FY19	FY20	5-YR
LA COMMUNITY & TECHNICAL COLLEGE	145	99	148	126	127	645
CLTCC - FERRIDAY CAMPUS	1					1
CLTCC - GEN OPS - ADMIN.					1	1
CLTCC - LAMAR SALTER CAMPUS	1					1
ELAINE P NUNEZ COMMUNITY COLLEGE	4	3	5	3		15
ELAINE P NUNEZ - GENERAL OPERATIONS	4	3	5	3		15
ISAAC DELGADO COMMUNITY COLLEGE	4	4	9	9	6	32
DELGADO - GENERAL OPERATIONS	4	4	9	9	6	32
L. E. FLETCHER COMMUNITY COLLEGE	1	3	2	1	5	12
FLETCHER COMM COLLEGE - GENERAL OPER	1		1	1	5	8
FLETCHER COMM COLLEGE - LAFOURCHE CAMPUS		3	1			4
LA DELTA COMMUNITY COLLEGE (LDCC)	1	3		1	1	6
LDCC - MONROE	1	3		1		5
LDCC -BASTROP CAMPUS					1	1
LCTCS- BOARD OF SUPERVISORS	1	1				2
NORTHSHORE TECHNICAL COMM COLLEGE (NTCC)	7	2	1	3	3	16
NTCC - AUXILIARY OPERATIONS					1	1
NTCC - GENERAL OPERATIONS	7	2	1	3	2	15
NORTHWEST LOUISIANA TECH. COMM. COLLEGE	1	2	2	2	1	8
NW LA TECH CC -MANSFIELD CAMPUS			1		1	2
NW LA TECH CC -MINDEN CAMPUS			1			1
NW LA TECH CC -SHREVEPORT-BOSSIER CAMPUS	1	2		2		5
RIVER PARISH COMMUNITY COLLEGE					1	1
RIVER PARISH COMMUNITY COLLEGE - GENERAL					1	1
SOUTH LA COMMUNITY COLLEGE (SLCC)	8	4	7	3	10	32
SLCC - ACADIAN CAMPUS	1		1	3	2	7
SLCC - GEN. OPS.-LAFAYETTE CAMPUS	3	4	3		7	17
SLCC - T.H. HARRIS CAMPUS	1					1
SLCC - TECHE-NEW IBERIA CAMPUS	1				1	2
SLCC-YOUNG MEMORIAL CAMPUS	2		3			5
SOWELA COMMUNITY COLLEGE	2	1	3	8	4	18
SOWELA - AUXILIARY OPERATIONS				3		3
SOWELA - GENERAL OPERATIONS	2	1	2	5	2	12
SOWELA - MORGAN SMITH CAMPUS			1		1	2
SOWELA - OAKDALE CAMPUS					1	1

DEPARTMENT/AGENCY/UNIT	FY16	FY17	FY18	FY19	FY20	5-YR
LA WORKFORCE COMMISSION	18	18	30	25	18	109
CGL	8	1	5	3	2	19

DEPARTMENT/AGENCY/UNIT	FY16	FY17	FY18	FY19	FY20	5-YR
LA WORKFORCE COMMISSION	18	18	30	25	18	109
OFF OF WORKFORCE SUPP & TRAINING (OWST)	8	1	5	3	2	19
OFFICE OF WORKERS' COMPENSATION	2		1	1		4
OWST- N.O. DIST				1		1
OWST-ADMIN	4		1	1		6
OWST-B. R. DIST	1		2		1	4
OWST-REHAB - ADMINISTRATION	1					1
OWST-REHAB -ALEX DIST.					1	1
OWST-SHREVE		1				1
WORKFORCE INVESTMENT COUNCIL			1			1
PROPERTY	1	1		2		4
OFF OF WORKFORCE SUPP & TRAINING (OWST)	1	1		2		4
OWST-ADMIN	1	1		2		4
TRANSPORTATION		9	5	2	3	19
OFF OF WORKFORCE SUPP & TRAINING (OWST)		9	5	2	3	19
OFFICE OF WORKERS' COMPENSATION		1				1
OWST- REHAB - THIBADOUX			1			1
OWST-ADMIN		8			3	11
OWST-B. R. DIST			3	2		5
OWST-REHAB - LAF. DIST.			1			1
WORKERS COMPENSATION	9	7	20	18	13	67
OFF OF WORKFORCE SUPP & TRAINING (OWST)	9	7	20	18	13	67
OFFICE OF WORKERS' COMPENSATION	3	5	3	5	6	22
OWST- N.O. DIST	3				1	4
OWST- REHAB - MONROE	1					1
OWST- REHAB - N.O. DIST			1	1	1	3
OWST- REHAB - SHREVE			1			1
OWST-ADMIN	1	1	7	8	4	21
OWST-B. R. DIST			1			1
OWST-LAF. DIST.		1	3			4
OWST-LAKE CHARLES			3	1		4
OWST-MONROE	1			2		3
OWST-REHAB - LAF. DIST.			1			1
OWST-SHREVE				1		1
WORKFORCE INVESTMENT COUNCIL					1	1

DEPARTMENT/AGENCY/UNIT	FY16	FY17	FY18	FY19	FY20	5-YR
LEGISLATURE	9	14	10	6	4	43
CGL	2	2	1	2	1	8

DEPARTMENT/AGENCY/UNIT	FY16	FY17	FY18	FY19	FY20	5-YR
LEGISLATURE	9	14	10	6	4	43
LA. HOUSE OF REPRESENTATIVES	1		1	2	1	5
LEGISLATIVE AUDITOR	1	2				3
PROPERTY		6				6
LEGISLATIVE AUDITOR		4				4
LOUISIANA SENATE		2				2
TRANSPORTATION	2	2	3			7
LEGISLATIVE AUDITOR	2					2
LOUISIANA SENATE		2	3			5
WORKERS COMPENSATION	5	4	6	4	3	22
LA. HOUSE OF REPRESENTATIVES		3	1		2	6
LEGISLATIVE AUDITOR	4	1		3		8
LOUISIANA SENATE	1		5	1	1	8

DEPARTMENT/AGENCY/UNIT	FY16	FY17	FY18	FY19	FY20	5-YR
LIEUTENANT GOVERNOR		1		1		2
CGL				1		1
OFFICE OF THE LIEUTENANT GOVERNOR				1		1
TRANSPORTATION		1				1
OFFICE OF THE LIEUTENANT GOVERNOR		1				1

DEPARTMENT/AGENCY/UNIT	FY16	FY17	FY18	FY19	FY20	5-YR
LSU SYSTEM	416	474	436	442	467	2235
CGL	18	29	18	26	27	118
LSU - AGRICULTURAL CENTER	4	7	9	4	5	29
LSU - AGRICULTURAL CTR. - AFFILIATED ORG				1	1	2
LSU - AGRICULTURAL CTR. - GENERAL OPERAT	4	7	9	3	4	27
LSU - ALEXANDRIA		1	1	3	4	9
LSU - ALEXANDRIA - AFFILIATED ORGANIZATI		1		1		2
LSU - ALEXANDRIA - GENERAL OPERATIONS			1	2	4	7
LSU - EUNICE	1	1				2
LSU - EUNICE - GENERAL OPERATIONS	1	1				2
LSU BOARD OF SUPV & STAFF non-ORM		1				1
LSU BOARD OF SUPV - GENERAL OPERATIONS		1				1
LSU HEALTH SCI CTR (LSUHSC) NEW ORLEANS	9	9	4	11	14	47
LSU HEALTH SCI CTR (LSUHSC) NEW ORLEANS	1	2	2			5
LSUHSC - NEW ORLEANS - AFFILIATED ORG					3	3
LSUHSC - NEW ORLEANS - AUXILIARY OPER	3			2	2	7

DEPARTMENT/AGENCY/UNIT	FY16	FY17	FY18	FY19	FY20	5-YR
LSU SYSTEM	416	474	436	442	467	2235
LSUHSC - NEW ORLEANS - GENERAL OPERATION	5	7	2	9	9	32
LSU HEALTH SCIENCES CTR - SHREVEPORT	3	9	4	6	4	26
LSUHSC - SHREVEPORT - AFFILIATED ORG				1		1
LSUHSC - SHREVEPORT - GENERAL OPERATIONS	3	9	4	5	4	25
PENNINGTON BIOMEDICAL RESEARCH CTR	1	1		2		4
PENNINGTON - GENERAL OPERATIONS	1	1		2		4
MEDICAL MALPRACTICE	102	112	127	122	104	567
E. A. CONWAY MEDICAL CENTER	7	1				8
E. A. CONWAY MEDICAL CENTER	7	1				8
LSU - BATON ROUGE		1				1
LSU - BATON ROUGE - GENERAL OPERATIONS		1				1
LSU - EUNICE	1					1
LSU - EUNICE - GENERAL OPERATIONS	1					1
LSU BOARD OF SUPV & STAFF non-ORM		1				1
LSU BOARD OF SUPV - GENERAL OPERATIONS		1				1
LSU HEALTH SCI CTR (LSUHSC) NEW ORLEANS	61	74	74	74	76	359
LSU HEALTH SCI CTR (LSUHSC) NEW ORLEANS	10	3	3	3	6	25
LSUHSC - NEW ORLEANS - GENERAL OPERATION	51	71	71	71	70	334
LSU HEALTH SCIENCES CTR - SHREVEPORT	33	35	53	48	28	197
LSUHSC - SHREVEPORT - AFFILIATED ORG	3					3
LSUHSC - SHREVEPORT - GENERAL OPERATIONS	30	35	53	48	28	194
PROPERTY	18	44	49	35	79	225
LSU - AGRICULTURAL CENTER	9	26	32	27	49	143
LSU - AGRICULTURAL CTR. - GENERAL OPERAT	9	26	32	27	49	143
LSU - ALEXANDRIA		8	7	2	10	27
LSU - ALEXANDRIA - AFFILIATED ORGANIZATI		1	1	1	3	6
LSU - ALEXANDRIA - AUXILIARY OPERATIONS		1				1
LSU - ALEXANDRIA - GENERAL OPERATIONS		6	6	1	7	20
LSU - EUNICE	1	5	1	2	2	11
LSU - EUNICE - AUXILIARY OPERATIONS		1	1	1	2	5
LSU - EUNICE - GENERAL OPERATIONS	1	4		1		6
LSU - SHREVEPORT	2	1			1	4
LSU - SHREVEPORT - GENERAL OPERATIONS	2	1			1	4
LSU HEALTH SCI CTR (LSUHSC) NEW ORLEANS	6	3	7	4	16	36
LSUHSC - NEW ORLEANS - AFFILIATED ORG				1		1
LSUHSC - NEW ORLEANS - AUXILIARY OPER	3		1	2	4	10
LSUHSC - NEW ORLEANS - GENERAL OPERATION	3	3	6	1	12	25
LSU HEALTH SCIENCES CTR - SHREVEPORT		1	1		1	3

DEPARTMENT/AGENCY/UNIT	FY16	FY17	FY18	FY19	FY20	5-YR
LSU SYSTEM	416	474	436	442	467	2235
LSUHSC - SHREVEPORT - GENERAL OPERATIONS		1	1		1	3
PENNINGTON BIOMEDICAL RESEARCH CTR			1			1
PENNINGTON - GENERAL OPERATIONS			1			1
TRANSPORTATION	41	39	37	55	48	220
LSU - AGRICULTURAL CENTER	24	20	24	27	28	123
LSU - AGRICULTURAL CTR. - AFFILIATED ORG	1	1	7	2		11
LSU - AGRICULTURAL CTR. - GENERAL OPERAT	23	19	17	25	28	112
LSU - ALEXANDRIA	1	1	2	3	9	16
LSU - ALEXANDRIA - AFFILIATED ORGANIZATI			2			2
LSU - ALEXANDRIA - GENERAL OPERATIONS	1	1		3	9	14
LSU - EUNICE	2	1		1		4
LSU - EUNICE - AFFILIATED ORGANIZATIONS	2					2
LSU - EUNICE - GENERAL OPERATIONS		1		1		2
LSU - SHREVEPORT	3	2	1	5		11
LSU - SHREVEPORT - GENERAL OPERATIONS	3	2	1	5		11
LSU HEALTH SCI CTR (LSUHSC) NEW ORLEANS	7	14	9	19	9	58
LSU HEALTH SCI CTR (LSUHSC) NEW ORLEANS		5				5
LSUHSC - NEW ORLEANS - AUXILIARY OPER			3	4	1	8
LSUHSC - NEW ORLEANS - GENERAL OPERATION	7	9	6	15	8	45
LSU HEALTH SCIENCES CTR - SHREVEPORT		1	1		2	4
LSUHSC - SHREVEPORT - GENERAL OPERATIONS		1	1		2	4
PENNINGTON BIOMEDICAL RESEARCH CTR	4					4
PENNINGTON - AUXILIARY OPERATIONS	1					1
PENNINGTON - GENERAL OPERATIONS	3					3
WORKERS COMPENSATION	237	250	205	204	209	1105
LSU - AGRICULTURAL CENTER	43	42	47	38	39	209
LSU - AGRICULTURAL CTR. - AFFILIATED ORG	1		1	1		3
LSU - AGRICULTURAL CTR. - GENERAL OPERAT	42	42	46	37	39	206
LSU - ALEXANDRIA	4	7	2	5	3	21
LSU - ALEXANDRIA - AFFILIATED ORGANIZATI	1					1
LSU - ALEXANDRIA - GENERAL OPERATIONS	3	7	2	5	3	20
LSU - EUNICE	1	3	8	2	4	18
LSU - EUNICE - AFFILIATED ORGANIZATIONS					1	1
LSU - EUNICE - GENERAL OPERATIONS	1	3	8	2	3	17
LSU - SHREVEPORT	6	11	6	6	8	37
LSU - SHREVEPORT - GENERAL OPERATIONS	6	11	6	6	8	37
LSU HEALTH SCI CTR (LSUHSC) NEW ORLEANS	87	78	68	74	51	358
LSU HEALTH SCI CTR (LSUHSC) NEW ORLEANS	1					1

DEPARTMENT/AGENCY/UNIT	FY16	FY17	FY18	FY19	FY20	5-YR
LSU SYSTEM	416	474	436	442	467	2235
LSUHSC - NEW ORLEANS - AFFILIATED ORG				1		1
LSUHSC - NEW ORLEANS - AUXILIARY OPER		1				1
LSUHSC - NEW ORLEANS - GENERAL OPERATION	86	77	68	73	51	355
LSU HEALTH SCIENCES CTR - SHREVEPORT	86	103	65	72	96	422
LSUHSC - SHREVEPORT - GENERAL OPERATIONS	86	103	65	72	96	422
PENNINGTON BIOMEDICAL RESEARCH CTR	10	6	9	7	8	40
PENNINGTON - AFFILIATED ORGANIZATIONS	1				1	2
PENNINGTON - GENERAL OPERATIONS	9	6	9	7	7	38

DEPARTMENT/AGENCY/UNIT	FY16	FY17	FY18	FY19	FY20	5-YR
LSUMC HEALTH CARE SERVICES DIV.	43	54	31	33	25	186
CGL	3	5	2	1	6	17
HCSA ADMINISTRATION		1				1
HCSA ADMIN - GENERAL OPERATIONS		1				1
LALLIE KEMP REGIONAL MED CENTR	1					1
LEONARD J. CHABERT MEDICAL CNTR	1	1				2
UNIVERSITY MEDICAL CENTER	1	3	2	1	6	13
MEDICAL MALPRACTICE	22	7	6	2	1	38
EARL K. LONG MEDICAL CENTER	1					1
HCSA ADMINISTRATION	2	5	4	1	1	13
HCSA ADMIN - GENERAL OPERATIONS	2	5	4	1	1	13
LALLIE KEMP REGIONAL MED CENTR	1		1	1		3
LEONARD J. CHABERT MEDICAL CNTR	2	1	1			4
UNIVERSITY MEDICAL CENTER	14	1				15
WASHINGTON-ST. TAMMANY RMC	2					2
PROPERTY	3	8	4	8	11	34
LALLIE KEMP REGIONAL MED CENTR	1					1
UNIVERSITY MEDICAL CENTER	2	8	4	8	11	33
TRANSPORTATION		3	1	2		6
HCSA ADMINISTRATION				2		2
HCSA ADMIN - GENERAL OPERATIONS				2		2
LALLIE KEMP REGIONAL MED CENTR		2	1			3
UNIVERSITY MEDICAL CENTER		1				1
Workers Compensation	15	31	18	20	7	91
HCSA ADMINISTRATION		1	1	1		3
HCSA ADMIN - GENERAL OPERATIONS		1	1			2
HCSA ADMIN - AFFILIATED ORGANIZATIONS				1		1
LALLIE KEMP REGIONAL MED CENTR	14	30	17	19	7	87

DEPARTMENT/AGENCY/UNIT	FY16	FY17	FY18	FY19	FY20	5-YR
LSUMC HEALTH CARE SERVICES DIV.	43	54	31	33	25	186
UNIVERSITY MEDICAL CENTER	1					1

DEPARTMENT/AGENCY/UNIT	FY16	FY17	FY18	FY19	FY20	5-YR
NON-APPROPRIATED MISC. BOARDS & COMMISSI	73	75	97	111	69	425
CGL	37	33	37	30	27	164
BOARD OF CERTIFIED PUBLIC ACCOUNTANTS		1				1
BOARD OF CERTIFIED SHORTHAND REPORTERS		1	1			2
BOARD OF DENTISTRY	2				1	3
BOARD OF EMBALMERS & FUNERAL DIRECTORS				1	1	2
BOARD OF MEDICAL EXAMINERS	4	4	1		4	13
BOARD OF NURSING		2	1	1		4
BOARD OF PRACTICAL NURSE EXAMINERS					1	1
BOARD OF PRIVATE INVESTIGATOR EXAMINERS		5	3	3	1	12
BOARD OF PRIVATE SECURITY EXAMINERS	1		3	4	1	9
BOARD OF PSYCHOLOGIST EXAMINERS			1			1
ENGINEERING AND LAND SURVEYING BOARD	1					1
Health Education Authority of Louisiana				1		1
LA Used Motor Vehicle Commission				1	1	2
LA. BOARD OF PHARMACY		1				1
LA. NAVAL MEMORIAL COMMISSION			1			1
LICENSING BOARD OF CONTRACTORS			1			1
LOUISIANA CEMETERY BOARD			1			1
LOUISIANA HOUSING CORPORATION	3	6	5	2	2	18
NEW ORLEANS CITY PARK IMPROVEMENT ASSOC	13	4	8	8	13	46
OFFICE FACILITIES CORPORATION	4					4
SABINE RIVER AUTHORITY	8	9	10	9	2	38
STATE PLUMBING BOARD OF LA.	1		1			2
PROPERTY	8	15	22	53	20	118
BOARD OF ARCHITECTURAL EXAMINERS		1				1
BOARD OF MASSAGE THERAPY		2				2
BOARD OF NURSING HOME ADMINISTRATORS				1		1
BOARD OF PRIVATE SECURITY EXAMINERS		1				1
LA. NAVAL MEMORIAL COMMISSION					2	2
LICENSING BOARD OF CONTRACTORS			1			1
LOUISIANA HOUSING CORPORATION		2	4	31	4	41
MOTOR VEHICLE COMMISSION	1					1
NEW ORLEANS CITY PARK IMPROVEMENT ASSOC	5	1		3	5	14
OFFICE FACILITIES CORPORATION	1	5	14	10	7	37

DEPARTMENT/AGENCY/UNIT	FY16	FY17	FY18	FY19	FY20	5-YR
NON-APPROPRIATED MISC. BOARDS & COMMISSI	73	75	97	111	69	425
SABINE RIVER AUTHORITY	1	3	2	8	2	16
STATE PLUMBING BOARD OF LA.			1			1
TRANSPORTATION	12	14	22	8	11	67
BOARD OF ARCHITECTURAL EXAMINERS					1	1
BOARD OF CERTIFIED PUBLIC ACCOUNTANTS			1			1
BOARD OF MEDICAL EXAMINERS			1			1
LA Used Motor Vehicle Commission		2		1	1	4
LA. BOARD OF PHARMACY	2	1	3			6
LA. NAVAL MEMORIAL COMMISSION		1		1		2
LICENSING BOARD OF CONTRACTORS	2		2			4
LOUISIANA HOUSING CORPORATION	3	2		5	1	11
MOTOR VEHICLE COMMISSION	1	7				8
NEW ORLEANS CITY PARK IMPROVEMENT ASSOC			3		3	6
SABINE RIVER AUTHORITY	4	1	11	1	5	22
STATE PLUMBING BOARD OF LA.			1			1
WORKERS COMPENSATION	16	13	16	20	11	76
BOARD OF MEDICAL EXAMINERS	2					2
BOARD OF SOCIAL WORK EXAMINERS		1				1
LA Used Motor Vehicle Commission			1			1
LA. NAVAL MEMORIAL COMMISSION	1			1		2
LICENSING BOARD OF CONTRACTORS				1	1	2
LOUISIANA HOUSING CORPORATION	2	3	1	2	1	9
MOTOR VEHICLE COMMISSION	1	1	1	1		4
NEW ORLEANS CITY PARK IMPROVEMENT ASSOC	3	3	8	12	7	33
SABINE RIVER AUTHORITY	7	5	5	3	2	22

DEPARTMENT/AGENCY/UNIT	FY16	FY17	FY18	FY19	FY20	5-YR
SOUTHERN UNIVERSITY SYSTEM	117	113	153	129	104	616
CGL	19	21	26	32	21	119
SOUTHERN UNIV. BOARD OF SUPERVISORS	1	4	7	2	2	16
SOUTHERN UNIVERSITY - AGRICULTURAL CTR					2	2
SOUTHERN UNIV. - AG CTR - GENERAL OPER					2	2
SOUTHERN UNIVERSITY - BATON ROUGE	13	11	14	24	15	77
SOUTHERN UNIV. - BATON ROUGE - AUXILARY	3	1	2	2	2	10
SOUTHERN UNIV. - BATON ROUGE - GENERAL O	10	10	12	22	13	67
SOUTHERN UNIVERSITY - LAW CENTER	1	1	2	1		5
SOUTHERN UNIV. - LAW CTR - GENERAL OPER	1	1	2	1		5
SOUTHERN UNIVERSITY - NEW ORLEANS	3	4	3	2	2	14

DEPARTMENT/AGENCY/UNIT	FY16	FY17	FY18	FY19	FY20	5-YR
SOUTHERN UNIVERSITY SYSTEM	117	113	153	129	104	616
SOUTHERN UNIV. - N. O. - GENERAL OPER.	3	4	3	2	2	14
SOUTHERN UNIVERSITY - SHREVEPORT	1	1		3		5
SOUTHERN UNIV. - SHREVEPORT - GENERAL OP	1	1		3		5
CYBER LIABILITY					1	1
SOUTHERN UNIVERSITY - NEW ORLEANS					1	1
SOUTHERN UNIV. - N. O. - GENERAL OPER.					1	1
PROPERTY	55	59	70	56	51	291
SOUTHERN UNIV. BOARD OF SUPERVISORS					1	1
SOUTHERN UNIVERSITY - AGRICULTURAL CTR	3	2	6	1	3	15
SOUTHERN UNIV. - AG CTR - GENERAL OPER	3	2	6	1	3	15
SOUTHERN UNIVERSITY - BATON ROUGE	45	57	45	47	43	237
SOUTHERN UNIV. - BATON ROUGE - AUXILARY	18	23	20	20	24	105
SOUTHERN UNIV. - BATON ROUGE - GENERAL O	27	34	25	27	19	132
SOUTHERN UNIVERSITY - LAW CENTER	1			2		3
SOUTHERN UNIV. - LAW CTR - GENERAL OPER	1			2		3
SOUTHERN UNIVERSITY - NEW ORLEANS			19	2	1	22
SOUTHERN UNIV. - N. O. - AUXILIARY OPER.			11	1	1	13
SOUTHERN UNIV. - N. O. - GENERAL OPER.			8	1		9
SOUTHERN UNIVERSITY - SHREVEPORT	6			4	3	13
SOUTHERN UNIV. - SHREVEPORT - GENERAL OP	6			4	3	13
TRANSPORTATION	15	13	19	12	18	77
SOUTHERN UNIV. BOARD OF SUPERVISORS			1			1
SOUTHERN UNIVERSITY - AGRICULTURAL CTR		1	1		1	3
SOUTHERN UNIV. - AG CTR - AUXILIARY OPER		1				1
SOUTHERN UNIV. - AG CTR - GENERAL OPER			1		1	2
SOUTHERN UNIVERSITY - BATON ROUGE	9	8	10	8	7	42
SOUTHERN UNIV. - BATON ROUGE - AUXILARY	1	3				4
SOUTHERN UNIV. - BATON ROUGE - GENERAL O	8	5	10	8	7	38
SOUTHERN UNIVERSITY - LAW CENTER				1		1
SOUTHERN UNIV. - LAW CTR - GENERAL OPER				1		1
SOUTHERN UNIVERSITY - NEW ORLEANS	6	3	6	1	3	19
SOUTHERN UNIV. - N. O. - AUXILIARY OPER.	3					3
SOUTHERN UNIV. - N. O. - GENERAL OPER.	3	3	6	1	3	16
SOUTHERN UNIVERSITY - SHREVEPORT		1	1	2	7	11
SOUTHERN UNIV. - SHREVEPORT - GENERAL OP		1	1	2	7	11
WORKERS COMPENSATION	28	20	38	29	13	128
SOUTHERN UNIVERSITY - BATON ROUGE	18	10	20	14	5	67
SOUTHERN UNIV. - BATON ROUGE - AUXILARY					1	1

DEPARTMENT/AGENCY/UNIT	FY16	FY17	FY18	FY19	FY20	5-YR
SOUTHERN UNIVERSITY SYSTEM	117	113	153	129	104	616
SOUTHERN UNIV. - BATON ROUGE - GENERAL O	18	10	20	14	4	66
SOUTHERN UNIVERSITY - NEW ORLEANS		4	4	5	2	15
SOUTHERN UNIV. - N. O. - AUXILIARY OPER.			1	4		5
SOUTHERN UNIV. - N. O. - GENERAL OPER.		4	3	1	2	10
SOUTHERN UNIVERSITY - SHREVEPORT	10	6	14	10	6	46
SOUTHERN UNIV. - SHREVEPORT - GENERAL OP	10	6	14	10	6	46

DEPARTMENT/AGENCY/UNIT	FY16	FY17	FY18	FY19	FY20	5-YR
SPECIAL SCHOOLS & EDUCATION AGY.	55	53	56	49	57	270
CGL	6	15	8	7	11	47
BD. REGENTS FOR HIGHER EDUCATION		1		1		2
JIMMY LONG SR LA SCHOOL MATH SCIENCE ART		1				1
LA. EDUCATIONAL TELEVISION AUTH			1			1
LA. SCHOOLS FOR THE DEAF AND VISUALLY IM	4	11	5	1	3	24
LA. UNIVERSITY MARINE CONSORTIUM			1			1
LUMCON - GENERAL OPERATIONS			1			1
N. O. CENTER FOR CREATIVE ARTS	1	1	1			3
OFFICE OF STUDENT FINANCIAL ASST					1	1
ST. BD. ELEMEN & SECONDARY EDUC	1	1		4	5	11
THRIVE BATON ROUGE				1	2	3
PROPERTY	9	6	9	3	3	30
JIMMY LONG SR LA SCHOOL MATH SCIENCE ART	6					6
LA. EDUCATIONAL TELEVISION AUTH	2	1	1	1	1	6
LA. SCHOOLS FOR THE DEAF AND VISUALLY IM	1	2	3	2		8
LA. UNIVERSITY MARINE CONSORTIUM			1		2	3
LUMCON - AUXILIARY OPERATIONS			1			1
LUMCON - GENERAL OPERATIONS					2	2
N. O. CENTER FOR CREATIVE ARTS		2	3			5
OFFICE OF STUDENT FINANCIAL ASST			1			1
ST. BD. ELEMEN & SECONDARY EDUC		1				1
TRANSPORTATION	4	5	6	14	17	46
BD. REGENTS FOR HIGHER EDUCATION				1	1	2
JIMMY LONG SR LA SCHOOL MATH SCIENCE ART	1				2	3
LA. EDUCATIONAL TELEVISION AUTH		1	1	3	3	8
LA. SCHOOLS FOR THE DEAF AND VISUALLY IM	1	1	3	4	2	11
LA. UNIVERSITY MARINE CONSORTIUM			1	2	2	5
LUMCON - GENERAL OPERATIONS			1	2	2	5
OFFICE OF STUDENT FINANCIAL ASST	2	3	1	4	6	16

DEPARTMENT/AGENCY/UNIT	FY16	FY17	FY18	FY19	FY20	5-YR
SPECIAL SCHOOLS & EDUCATION AGY.	55	53	56	49	57	270
THRIVE BATON ROUGE					1	1
WORKERS COMPENSATION	36	27	33	25	26	147
BD. REGENTS FOR HIGHER EDUCATION	1				1	2
JIMMY LONG SR LA SCHOOL MATH SCIENCE ART	1	1	5			7
LA. EDUCATIONAL TELEVISION AUTH	3	1	1	2	1	8
LA. SCHOOLS FOR THE DEAF AND VISUALLY IM	24	13	16	16	13	82
LA. UNIVERSITY MARINE CONSORTIUM	4	5	2	2	5	18
LUMCON - AUXILIARY OPERATIONS	2	2	1	1	2	8
LUMCON - GENERAL OPERATIONS	2	3	1	1	3	10
N. O. CENTER FOR CREATIVE ARTS	1	3	3	2	2	11
OFFICE OF STUDENT FINANCIAL ASST	2	4	3	1	3	13
ST. BD. ELEMEN & SECONDARY EDUC				1		1
THRIVE BATON ROUGE			3	1	1	5

DEPARTMENT/AGENCY/UNIT	FY16	FY17	FY18	FY19	FY20	5-YR
UNIVERSITY OF LOUISIANA SYSTEM	568	515	520	669	524	2796
CGL	112	92	107	117	87	515
GRAMBLING STATE UNIVERSITY	4	6	6	4	4	24
GRAMBLING STATE UNIV. - AUXILIARY OPER	2	3	2			7
GRAMBLING STATE UNIV. - GENERAL OPER	2	3	4	4	4	17
LOUISIANA TECH UNIVERSITY	9	11	29	9	6	64
LA TECH UNIV. - AUXILIARY OPERATIONS	3	3	20	2	1	29
LA TECH UNIV. - GENERAL OPERATIONS	6	8	9	7	5	35
MCNEESE STATE UNIVERSITY	9	2		7	6	24
MCNEESE STATE UNIV. - AUXILIARY OPER	5			1	1	7
MCNEESE STATE UNIV. - GENERAL OPERATIONS	4	2		6	5	17
NICHOLLS STATE UNIVERSITY	5	3	8	6	9	31
NICHOLLS STATE UNIV. - AUXILIARY OPER	1		2	1	1	5
NICHOLLS STATE UNIV. - GENERAL OPER	4	3	6	5	8	26
NORTHWESTERN STATE UNIVERSITY	14	2	5	20	8	49
NORTHWESTERN STATE UNIV. - AUX OPER			1	1		2
NORTHWESTERN STATE UNIV. - GENERAL OPER	14	2	4	19	8	47
SOUTHEASTERN LA. UNIVERSITY	14	13	9	16	8	60
SOUTHEASTERN LA UNIV. - AUXILIARY OPER	3		3	2	1	9
SOUTHEASTERN LA UNIV. - GENERAL OPER	11	13	6	14	7	51
UNIVERSITY OF LA BD. OF SUPERVISORS	1	1	1	1		4
UNIV. OF LA BOARD OF SUPERVISORS	1	1	1	1		4
UNIVERSITY OF LOUISIANA AT LAF.	29	19	17	18	21	104

DEPARTMENT/AGENCY/UNIT	FY16	FY17	FY18	FY19	FY20	5-YR
UNIVERSITY OF LOUISIANA SYSTEM	568	515	520	669	524	2796
UNIV. LA LAFAYETTE - AUXILIARY OPER	17	11	3	11	8	50
UNIV. LA LAFAYETTE - GENERAL OPERATIONS	12	8	14	7	13	54
UNIVERSITY OF LOUISIANA AT MONR.	15	26	25	23	16	105
UNIV. LA MONROE - AUXILIARY OPERATIONS	1	5	1	1		8
UNIV. LA MONROE - GENERAL OPERATIONS	14	21	24	22	16	97
UNIVERSITY OF NEW ORLEANS	12	9	7	13	9	50
UNO - AFFILIATED ORGANIZATIONS	2	1	2			5
UNO - AUXILIARY OPERATIONS	3	2	1	7	8	21
UNO - GENERAL OPERATIONS	7	6	4	6	1	24
CYBER LIABILITY				2	1	3
GRAMBLING STATE UNIVERSITY					1	1
GRAMBLING STATE UNIV. - GENERAL OPER					1	1
MCNEESE STATE UNIVERSITY				1		1
MCNEESE STATE UNIV. - GENERAL OPERATIONS				1		1
UNIVERSITY OF LOUISIANA AT MONR.				1		1
UNIV. LA MONROE - GENERAL OPERATIONS				1		1
MEDICAL MALPRACTICE		1	1		1	3
GRAMBLING STATE UNIVERSITY					1	1
GRAMBLING STATE UNIV. - GENERAL OPER					1	1
MCNEESE STATE UNIVERSITY		1	1			2
MCNEESE STATE UNIV. - GENERAL OPERATIONS		1	1			2
PROPERTY	169	158	112	206	175	820
GRAMBLING STATE UNIVERSITY	39	7	10	36	4	96
GRAMBLING STATE UNIV. - AUXILIARY OPER	9	3	4			16
GRAMBLING STATE UNIV. - GENERAL OPER	30	4	6	36	4	80
LOUISIANA TECH UNIVERSITY	23	3	13	63	7	109
LA TECH UNIV. - AUXILIARY OPERATIONS	2	1	1	24	1	29
LA TECH UNIV. - GENERAL OPERATIONS	21	2	12	39	6	80
MCNEESE STATE UNIVERSITY	11	22	15	16	8	72
MCNEESE STATE UNIV. - AUXILIARY OPER	3	3	2			8
MCNEESE STATE UNIV. - GENERAL OPERATIONS	8	19	13	16	8	64
NICHOLLS STATE UNIVERSITY	12	4	4	10	5	35
NICHOLLS STATE UNIV. - AUXILIARY OPER	10	3	3	6	2	24
NICHOLLS STATE UNIV. - GENERAL OPER	2	1	1	4	3	11
NORTHWESTERN STATE UNIVERSITY	21	10	16	6	8	61
NORTHWESTERN STATE UNIV. - AUX OPER		1	2	1		4
NORTHWESTERN STATE UNIV. - GENERAL OPER	21	9	14	5	8	57
SOUTHEASTERN LA. UNIVERSITY	10	27	13	25	6	81

DEPARTMENT/AGENCY/UNIT	FY16	FY17	FY18	FY19	FY20	5-YR
UNIVERSITY OF LOUISIANA SYSTEM	568	515	520	669	524	2796
SOUTHEASTERN LA UNIV. - AUXILIARY OPER	2	6				8
SOUTHEASTERN LA UNIV. - GENERAL OPER	8	21	13	25	6	73
UNIVERSITY OF LOUISIANA AT LAF.	37	70	32	30	106	275
UNIV. LA LAFAYETTE - AUXILIARY OPER	13	26	15	3	32	89
UNIV. LA LAFAYETTE - GENERAL OPERATIONS	24	44	17	27	74	186
UNIVERSITY OF LOUISIANA AT MONR.	8	7	4	4	10	33
UNIV. LA MONROE - AUXILIARY OPERATIONS	1		1			2
UNIV. LA MONROE - GENERAL OPERATIONS	7	7	3	4	10	31
UNIVERSITY OF NEW ORLEANS	8	8	5	16	21	58
UNO - AFFILIATED ORGANIZATIONS	3	3		10	5	21
UNO - AUXILIARY OPERATIONS	2	4	3	2	7	18
UNO - GENERAL OPERATIONS	3	1	2	4	9	19
TRANSPORTATION	69	59	88	99	68	383
GRAMBLING STATE UNIVERSITY		1	2	1	3	7
GRAMBLING STATE UNIV. - AUXILIARY OPER		1				1
GRAMBLING STATE UNIV. - GENERAL OPER			2	1	3	6
LOUISIANA TECH UNIVERSITY	12	4	9	12	9	46
LA TECH UNIV. - AUXILIARY OPERATIONS	2			1		3
LA TECH UNIV. - GENERAL OPERATIONS	10	4	9	11	9	43
MCNEESE STATE UNIVERSITY	2	11	4	9	2	28
MCNEESE STATE UNIV. - AUXILIARY OPER	1	3				4
MCNEESE STATE UNIV. - GENERAL OPERATIONS	1	8	4	9	2	24
NICHOLLS STATE UNIVERSITY	1		7	2	3	13
NICHOLLS STATE UNIV. - AUXILIARY OPER			2			2
NICHOLLS STATE UNIV. - GENERAL OPER	1		5	2	3	11
NORTHWESTERN STATE UNIVERSITY	9	8	12	12	6	47
NORTHWESTERN STATE UNIV. - AUX OPER	2					2
NORTHWESTERN STATE UNIV. - GENERAL OPER	7	8	12	12	6	45
SOUTHEASTERN LA. UNIVERSITY	4	4	17	21	14	60
SOUTHEASTERN LA UNIV. - AUXILIARY OPER			3	3		6
SOUTHEASTERN LA UNIV. - GENERAL OPER	4	4	14	18	14	54
UNIVERSITY OF LA BD. OF SUPERVISORS		1				1
UNIV. OF LA BOARD OF SUPERVISORS		1				1
UNIVERSITY OF LOUISIANA AT LAF.	22	14	29	23	23	111
UNIV. LA LAFAYETTE - AUXILIARY OPER		1	3	1	2	7
UNIV. LA LAFAYETTE - GENERAL OPERATIONS	22	13	26	22	21	104
UNIVERSITY OF LOUISIANA AT MONR.	15	6	6	19	8	54
UNIV. LA MONROE - AUXILIARY OPERATIONS	8	3				11

DEPARTMENT/AGENCY/UNIT	FY16	FY17	FY18	FY19	FY20	5-YR
UNIVERSITY OF LOUISIANA SYSTEM	568	515	520	669	524	2796
UNIV. LA MONROE - GENERAL OPERATIONS	7	3	6	19	8	43
UNIVERSITY OF NEW ORLEANS	4	10	2			16
UNO - AFFILIATED ORGANIZATIONS			1			1
UNO - AUXILIARY OPERATIONS	1	3	1			5
UNO - GENERAL OPERATIONS	3	7				10
WORKERS COMPENSATION	218	205	212	245	192	1072
GRAMBLING STATE UNIVERSITY	11	2	13	10	10	46
GRAMBLING STATE UNIV. - AUXILIARY OPER			1	4	1	6
GRAMBLING STATE UNIV. - GENERAL OPER	11	2	12	6	9	40
LOUISIANA TECH UNIVERSITY	18	18	8	20	14	78
LA TECH UNIV. - AUXILIARY OPERATIONS	5			1	4	10
LA TECH UNIV. - GENERAL OPERATIONS	13	18	8	19	10	68
MCNEESE STATE UNIVERSITY	17	16	9	10	7	59
MCNEESE STATE UNIV. - AUXILIARY OPER		1				1
MCNEESE STATE UNIV. - GENERAL OPERATIONS	17	15	9	10	7	58
NICHOLLS STATE UNIVERSITY	9	10	6	12	8	45
NICHOLLS STATE UNIV. - AUXILIARY OPER				2		2
NICHOLLS STATE UNIV. - GENERAL OPER	9	10	6	10	8	43
NORTHWESTERN STATE UNIVERSITY	18	15	11	20	12	76
NORTHWESTERN STATE UNIV. - GENERAL OPER	18	15	11	20	12	76
SOUTHEASTERN LA. UNIVERSITY	29	33	31	36	20	149
SOUTHEASTERN LA UNIV. - AUXILIARY OPER	1			1		2
SOUTHEASTERN LA UNIV. - GENERAL OPER	28	33	31	35	20	147
UNIVERSITY OF LA BD. OF SUPERVISORS	1					1
UNIV. OF LA BOARD OF SUPERVISORS	1					1
UNIVERSITY OF LOUISIANA AT LAF.	86	86	97	113	101	483
UNIV. LA LAFAYETTE - AUXILIARY OPER	1		2			3
UNIV. LA LAFAYETTE - GENERAL OPERATIONS	85	86	95	113	101	480
UNIVERSITY OF LOUISIANA AT MONR.	20	14	19	10	11	74
UNIV. LA MONROE - AUXILIARY OPERATIONS	8	2				10
UNIV. LA MONROE - GENERAL OPERATIONS	12	12	19	10	11	64
UNIVERSITY OF NEW ORLEANS	9	11	18	14	9	61
UNO - AFFILIATED ORGANIZATIONS			1	2		3
UNO - GENERAL OPERATIONS	9	11	17	12	9	58