

# Agency Budget Request

FISCAL YEAR 2024–2025



Public Safety Services

419 — Office of State Police



This page has been intentionally left blank

<b>Signature Page</b> .....	<b>1</b>
<b>Operational Plan</b> .....	<b>3</b>
<b>Budget Request Overview</b> .....	<b>45</b>
Agency Summary Statement .....	46
Total Agency .....	46
Program Summary Statement .....	61
4191 - Traffic Enforcement .....	61
4192 - Criminal Investigation .....	73
4193 - Operational Support .....	83
4194 - Gaming Enforcement .....	96
Source of Funding Summary .....	105
Agency Overview .....	105
Source of Funding Detail .....	108
Interagency Transfers .....	108
Statutory Dedications .....	118
Federal Funds .....	158
Fees & Self-generated .....	164
Not assigned .....	214
Expenditures by Means of Financing .....	216
Existing Operating Budget .....	216
Total Request .....	225
Revenue Collections/Income .....	234
Interagency Transfers .....	234
Fees & Self-generated .....	235
Statutory Dedications .....	241
Federal Funds .....	247
Justification of Differences .....	248
Schedule of Requested Expenditures .....	249
4191 - Traffic Enforcement .....	249
4192 - Criminal Investigation .....	254
4193 - Operational Support .....	258
4194 - Gaming Enforcement .....	263

<b>Continuation Budget Adjustments .....</b>	<b>265</b>
Agency Summary Statement .....	266
Total Agency .....	266
Continuation Budget Adjustments - Summarized .....	270
Program Summary Statement .....	318
4191 - Traffic Enforcement .....	318
4192 - Criminal Investigation .....	322
4193 - Operational Support .....	325
4194 - Gaming Enforcement .....	328
Continuation Budget Adjustments - by Program .....	331
Form 25991 — FY24-25 Non-recurring Carryforwards .....	331
Form 25992 — FY24-25 Non-Recurring Acquisitions and Major Repairs .....	335
Form 25994 — FY24-25 Standard Inflation Adjustment .....	341
Form 26135 — 419100CB5 .....	351
Form 26246 — 419200CB5 .....	353
Form 26521 — 419400CB5 .....	355
Form 26649 — 419300CB5 .....	357
Form 26604 — 419200CB6 .....	359
Form 26689 — 419400CB6 .....	378
Form 26699 — 419300CB6 .....	386
Form 26852 — 419100CB6 .....	397
Form 26607 — 419200CB7-ISS LA SAFE POSITIONS .....	416
Form 26609 — 419200CB7-Cyber Crimes Unit Positions .....	421
Form 26861 — 419100CB7-Attrition Cadet Class .....	428
Form 26887 — 419100CB7-Troop B -Mechanic 4 .....	434
Form 28283 — 419300-Crime Lab TO .....	438
Form 28402 — 419300 - Police Supply TO .....	441
Form 26619 — 419200CB8-ISS Travel/Roof Replacement .....	444
Form 26932 — 419100CB8-Troop B Generator .....	448
Form 26939 — 419100CB8-Troop C-Needs .....	451
Form 26942 — 419100CB8-Troop E-Roof Replacement .....	459
Form 26950 — 419100CB8-Troop F-Roof Replacement .....	462
Form 26952 — 419100CB8-Troop G Parking Canopy Replacement .....	465
Form 26955 — 419100CB8-Troop L Needs .....	468
Form 26956 — 419100CB8-Troop L Roof Replacement .....	471
Form 26998 — 419100CB8-ESU Bomb Suits -Robotic Platform .....	474
Form 27000 — 419100CB8-Motorcycle Safety Section Needs .....	478

Form 28443 — 419300CB8 - Air Support .....	482
Form 28451 — 419300CB8 - Capitol Detail .....	486
Form 28458 — 419300CB8 - LWIN .....	488
Form 28463 — 419300CB8 - TBS .....	492
Form 28468 — 419300CB8 - Crisis Response .....	497
Form 28470 — 419300CB8 - Police Supply .....	500
Form 28472 — 419300CB8 - Fleet Replacement .....	502
Form 28475 — 419300CB8 - CRIME LAB RDNA .....	512
Form 28527 — 419300CB8-Public Affairs Recruiting .....	515
Form 28528 — 419300CB8-JESTC .....	517
Form 28529 — 419300CB8 - Training Academy .....	522
Form 28530 — 419300CB8-Crime Lab .....	525
Form 28531 — 419300CB8-Public Affairs Press Studio .....	529
Form 28532 — 419300-CB8 Fleet various .....	533
Form 27063 — 419100CB8T-MCSAP Support Application .....	537
Form 28412 — 419300T - Air Support .....	539
Form 28421 — 419300CB8T - Internal Affairs .....	542
Form 28423 — 419300CB8T - TBS .....	544
Form 28434 — 419300CB8T - Crime Lab .....	546
Form 28435 — 419300CB8T - PLS Netsuite .....	548
Form 28439 — 419300CB8T - AFIS .....	550
<b>Technical and Other Adjustments .....</b>	<b>553</b>
Agency Summary Statement .....	554
Total Agency .....	554
Program Breakout .....	555
Program Summary Statement .....	556
4191 - Traffic Enforcement .....	556
4192 - Criminal Investigation .....	557
4193 - Operational Support .....	558
4194 - Gaming Enforcement .....	559
<b>New or Expanded Requests .....</b>	<b>561</b>
Agency Summary Statement .....	562
Total Agency .....	562
Program Summary Statement .....	564

4191 - Traffic Enforcement .....	564
4192 - Criminal Investigation .....	566
4193 - Operational Support .....	568
4194 - Gaming Enforcement .....	570
<b>Total Request Summary .....</b>	<b>573</b>
Agency Summary Statement .....	574
Total Agency .....	574
Program Summary Statement .....	577
4191 - Traffic Enforcement .....	577
4192 - Criminal Investigation .....	580
4193 - Operational Support .....	583
4194 - Gaming Enforcement .....	586
<b>Addenda .....</b>	<b>589</b>
Sunset Review .....	590
General Addenda .....	593

# Signature Page

BUDGET REQUEST

Fiscal Year Ending June 30, 2025

NAME OF DEPARTMENT / AGENCY: Public Safety and Corrections  
BUDGET UNIT: Office of State Police  
SCHEDULE NUMBER: 08B-422  
TELEPHONE NUMBER: (225) 925-6032

PHYSICAL ADDRESS: P.O. Box 66614  
Baton Rouge, Louisiana  
ZIP CODE: 70896  
WEB ADDRESS: www.lsp.org

WE HEREBY CERTIFY THAT THE STATEMENTS AND FIGURES ON THE ACCOMPANYING FORMS ARE TRUE AND CORRECT TO THE BEST OF OUR KNOWLEDGE.

<b>HEAD OF DEPARTMENT:</b> <u>Col Lamar A. Davis</u> <b>PRINTED NAME/TITLE:</b> <u>Col. Lamar A. Davis, Deputy Secretary</u> <b>DATE:</b> <u>November 1, 2023</u> <b>EMAIL ADDRESS:</b> <u>lamar.davis@la.gov</u>	<b>HEAD OF BUDGET UNIT:</b> <u>LTC Greg Graphia</u> <b>PRINTED NAME/TITLE:</b> <u>LTC. Greg Graphia, DEP. SUPERINTENDENT - CHIEF ADMIN. OFFICER</u> <b>DATE:</b> <u>November 1, 2023</u> <b>EMAIL ADDRESS:</b> <u>Greg.Graphia@la.gov</u>
--	--

<b>PROGRAM CONTACT PERSON:</b> <u>LTC GREG GRAPHIA</u> <b>TITLE:</b> <u>DEP. SUPERINTENDENT - CHIEF ADMIN. OFFICER</u> <b>TELEPHONE NUMBER:</b> <u>(225) 925-6032</u> <b>EMAIL ADDRESS:</b> <u>Greg.Graphia@la.gov</u>	<b>FINANCIAL CONTACT PERSON:</b> <u>PAULA TREGRE</u> <b>TITLE:</b> <u>BUDGET DIRECTOR</u> <b>TELEPHONE NUMBER:</b> <u>(225) 925-1873</u> <b>EMAIL ADDRESS:</b> <u>Paula.Tregre@la.gov</u>
---	--



# Operational Plan

**STATE OF LOUISIANA**  
**Operational Plan Form**  
**Department Goals**

**DEPARTMENT NUMBER AND NAME: DPS - Public Safety Services**

**DEPARTMENT MISSION**

To provide safety services to both the citizens of the state and visitors of the state of Louisiana by upholding and enforcing the laws, administering regulatory programs, managing records, educating the public and managing emergencies, both directly and through interaction with other agencies. To be an organization that makes a difference, achieves excellence and a position of leadership. To act with integrity and professionalism maintaining an environment that is responsive to the needs of our personnel and the community. To provide essential public safety services efficiently and effectively through education, prevention and the use of technology.

**DEPARTMENT GOAL(S):**

- I. Devote all efforts and resources to provide all citizens of Louisiana with the highest quality service and protection.
- II. Develop, implement, and improve programs required by statutes, policies, rules, and regulations.
- III. Increase promotion of effectiveness, outcomes, planning, and accountability within all agencies of Public Safety Services.

**STATE OF LOUISIANA**  
**Operational Plan Form**  
**Agency Goals**

**AGENCY NUMBER AND NAME: 419 - Office of State Police**

**AGENCY MISSION:**

The Louisiana State Police is a statutorily mandated, statewide law enforcement agency charged with ensuring the safety, order, and security of the people in the state through enforcement, regulation, education, and provision of other essential public safety services.

**AGENCY GOAL(S):**

- I. Promote public safety in our state through aggressive traffic enforcement, criminal investigation, administrative regulation, public education, and community involvement.
- II. Ensure that the department is adequately staffed, equipped, and trained to accomplish its mission.
- III. Reduce duplication of effort, enhance interoperability, and promote communication among federal, state, and local governments, including the areas of homeland security and emergency response.
- IV. Improve and strengthen workforce effectiveness through planning, forecasting, training, coordination, and accountability.

**STATEMENT OF AGENCY STRATEGIES FOR DEVELOPMENT AND IMPLEMENTATION OF HUMAN RESOURCE POLICIES THAT ARE HELPFUL AND BENEFICIAL TO WOMEN AND FAMILIES:**

Public Safety Services grants flexible work schedules, when possible, to accommodate employees with child-care or other family issues. The Department will make reasonable accommodations for known physical or mental disabilities of an applicant or employee as well as known limitations related to pregnancy, childbirth or a related medical condition. The Department has an Employee Assistance Program that provides information and guidance for employees and/or family members. In accordance with Federal Law, the Department supports all Federal and State labor laws, the Family and Medical Leave Law Act, the Americans with Disabilities Act, and the Affordable Healthcare Act and upholds practices within those guidelines, supporting employees and families.

# STATE OF LOUISIANA

## Operational Plan Form

### Program Goals

**PROGRAM NUMBER AND NAME: 4191**

**PROGRAM AUTHORIZATION:**

Act 120 of 1922, Act 83 of 1979, Act 435 of 1985, H.B. 1087 of the 1989 Regular Session, R.S. 51:579, R.S. 40:147, R.S. 40:1379.8

**PROGRAM MISSION:**

The Louisiana State Police Patrol Division is dedicated to improving public safety through public education, training, and enforcement of statutes and regulations. The Program ensures compliance with commercial and private motor vehicle laws and regulations.

**PROGRAM GOAL(S):**

- I. Ensure safety on Louisiana's highways through proactive patrol and the enforcement of statutes and regulations.
- II. Make Louisiana roads safer by enforcing the laws and regulations governing commercial motor carriers, commercial motor vehicles, and the drivers who operate them. In addition, continue partnering with the Federal Motor Carrier Safety Administration (FMCSA) to work towards compliance with an effective roadside inspection program, aggressive traffic enforcement, and public education.
- III. The Louisiana Oil Spill Coordinator's Office (LOSCO) will continue to effectively carry out its mission to coordinate the state's response with the other state agencies, as well as the other state natural resource trustees, including the Department of Environmental Quality, the Department of Natural Resources, the Department of Wildlife and Fisheries, and Coastal Protection and Restoration Agency, when there is an actual or threatened unauthorized discharge of oil onto the land, coastal waters or any other waters of the state. LOSCO will successfully coordinate the state's response to an oil spill by ensuring that the pertinent state agencies along with the trustees assist each other in establishing response priorities, share pertinent information, coordinate assessment activities, and conduct natural resource damage assessment as needed.

**PROGRAM ACTIVITY:**

PROGRAM ACTIVITY: Traffic Patrol

Act 120 of 1922 essentially established an agency, which evolved into the present-day State Police, to enforce laws regulating the use of highways. Troopers assigned to troop locations are responsible for promoting highway safety through education and enforcement of the Highway Regulatory Act, in addition to enforcing all criminal laws. Their primary duties include investigating vehicle crashes and protecting the public, both on and off the highway. The Louisiana State Police Patrol enforces traffic and criminal laws, investigates crashes, performs drug interdiction, aids motorists, provides accurate communication of information to the public and other agencies, conducts crime prevention programs, promotes highway safety, and leads and assists local and state law enforcement agencies.

PROGRAM ACTIVITY: Transportation and Environmental Safety Section

Transportation and Environmental Safety Section (TESS) is comprised of Weights and Standards, Towing and Recovery, Right to Know, and Hazmat. The DPS Weights and Standards Police assure the safety of the motoring public and protect the highway infrastructure by enforcing state and federal commercial vehicle weight and size requirements. DPS Weights and Standards Police consists of POST certified officers who are the sole enforcement authority of Portable Scale operations and who collaborate with fixed scale operations to provide accurate and timely communication of related information. LSP is the statutorily mandated authority to respond to and investigate all hazardous material incidents to determine possible causes and enforce any violations of the Louisiana Hazardous Materials Regulations. Hazmat is responsible for coordinating a Statewide Response System for mitigating these incidents, inspecting chemical plants, conducting roadside inspections of commercial motor vehicles involved in transporting hazardous materials, conducting safety education to the chemical industry, and assisting all local and state agencies on hazardous material-related incidents. Federal law mandates Louisiana to collect the previous year's chemical inventory from chemical manufacturing plants and other facilities located in the state. This data is then distributed to local governments in whose boundaries these facilities are located to ensure the safety of the public and responding officers and firefighters in case of chemical spills or releases. The Hazardous Materials Hotline is maintained 24/7 by the LSP to receive reports of releases and spills from chemical plants or on waterways, airways, roadways and railroads. These reports are then distributed to local and state agencies which may be responding to mitigate these incidents. The Right-to-Know unit also reviews chemical incidents reported to the Hotline for possible violations, including late notifications, failing to report chemical spills within the state, and giving misleading or false information when reporting an incident to the Hotline. The primary responsibility of Towing and Recovery is to perform regular inspections of all licensed towing and storage facilities in Louisiana to ensure compliance with applicable regulations. All activities performed by Towing and Recovery are the exclusive responsibility of LSP. The Fixed Scale Weights and Standards Program, formerly under DOTD, is now under LSP. It is restricted only to the enforcement of weight violations with no other law enforcement authority. DPS currently has 22 commissioned law enforcement officers who are tasked with Mobile Weight Enforcement, in addition to normal statewide law enforcement duties. DPS Officers are POST certified with full arrest powers. Additionally, they have advanced training in areas such as Motor Carrier Safety Inspection Certifications, Highway Interdiction, DWI Certification, and other continuing education programs.

PROGRAM ACTIVITY: Motor Carrier Safety Assistance Program

# STATE OF LOUISIANA

## Operational Plan Form

### Program Goals

**PROGRAM NUMBER AND NAME: 4191**

MCSAP is a coordinated and uniform program of inspection and enforcement activities relative to interstate and intrastate commercial motoring. No other agency within state or local government has the responsibility or authority to enforce the Motor Carrier Safety and Hazardous Material Rules and Regulations. MCSAP reduces the number and severity of commercial motor vehicle crashes occurring in Louisiana by immediately placing unsafe drivers and defective vehicles out of service. MCSAP seeks to accomplish this purpose through the five national program elements of the Motor Carrier Safety Assistance Program: roadside inspections of commercial motor vehicles, traffic enforcement, compliance reviews/audits, public outreach and training, and data collection and analysis. In addition, MCSAP manages the Louisiana Truck Center for the purpose of serving as one central location for motor carrier companies and operators to obtain all permits and payment of any fees/charges, allowing them to engage in the commercial motor carrier trade in Louisiana. The Unified Carrier Registration Program, established by the Unified Carrier Registration Act, requires all individuals and companies that operate commercial motor vehicles in interstate, intrastate, or international commerce to register their business and pay an annual fee based on the size of the fleet. MCSAP has the sole responsibility of enforcing the Unified Carrier Registration Agreement in accordance with federal regulations. MCSAP conducts and reviews safety audits in accordance with federal regulations to ensure that basic safety monitoring controls are in place for all new commercial motor carriers. Specifically, these safety audits review a new entrant's safety management systems and a sample of required records to assess compliance with federal regulations.

PROGRAM ACTIVITY: Louisiana Oil Spill Coordinator

The Louisiana Oil Spill Coordinator's Office (LOSCO) has two main areas of focus:

Oil Spill Response - The Oil Pollution Act of 1990 (OPA), 33 USC 2701 et seq., and the Louisiana Oil Spill Prevention and Response Act of 1991 (OSPRA), La. Rev. Stat. 30:2451 et seq., are the principal federal and state statutes, respectively, which authorize federal and state agencies to provide for a coordinated response effort in the event of an unauthorized or threatened discharge of oil. LOSCO serves as the State On-Scene Coordinator, directing all state discharge response and cleanup efforts and representing the State as a member of Unified Command during a federally-led response. As Louisiana's lead office for oil spill response, LOSCO provides support and information to local, state and regional response communities and coordinates the state agencies that are involved in cleanups. Preparing for a response requires constant planning, training and exercising response procedures.

Oil Spill Natural Resource Damage Assessment (NRDA) - NRDA is a process under OPA and OSPRA, whereby designated state and federal trustees represent the public to ensure that natural resources injured in an oil spill are restored. Through this process, the trustees evaluate injuries to natural resources and lost public uses resulting from the spill and determine the type and amount of restoration, if needed, to compensate the public for those injuries. LOSCO is the administrative lead for the state trustees responsible for assessing the nature and extent of natural resource damages to the State of Louisiana arising from oil spills. Additional state natural resource trustees for oil spills include the Louisiana Coastal Protection and Restoration Authority, the Louisiana Department of Natural Resources, the Louisiana Department of Environmental Quality, and the Louisiana Department of Wildlife and Fisheries. Federal and State regulations governing the NRDA process under OPA and OSPRA can be found at 15 CFR 990, et seq. and La. Admin. Code 43:XXIX., Chap. 1, respectively.

**STATE OF LOUISIANA**  
**Operational Plan Form**  
**Program Goals**

**PROGRAM NUMBER AND NAME: 4192**

**PROGRAM AUTHORIZATION:**

R.S. 47:9002, R.S. 40:960-1022, R.S. 32:1550, Act 640 of 1985, R.S. 40:1379, R.S. 40:1421

**PROGRAM MISSION:**

The Criminal Investigations Program provides Louisiana citizens a safer community through proactive, professional law enforcement services and cooperative efforts with allied enforcement entities.

**PROGRAM GOAL(S):**

- I. Ensure the detection of criminal activity and apprehension of perpetrators.
- II. Enhance and improve communications within Louisiana State Police and with local, state, and federal law enforcement agencies.

**PROGRAM ACTIVITY:**

**PROGRAM ACTIVITY:**

**INSURANCE FRAUD** - Insurance Fraud is operated with statutorily dedicated funds. Insurance Fraud maintains a database of reported and investigated occurrences of insurance fraud, which assists in the investigation and prosecution of fraud. Insurance Fraud also assists in the detection of cloned and switched vehicle identification numbers on vehicles. Insurance fraud and auto theft cases are monitored to ensure that the department is in compliance with both federal and state regulations.

**PROGRAM ACTIVITY:**

STATE POLICE INVESTIGATIVE SUPPORT SECTION (ISS) provides operational and criminal intelligence assistance to the investigative elements of the Louisiana State Police and other requesting federal, state, local, and international law enforcement agencies. The section is composed of the Analytical Support Unit (LA-SAFE), the Criminal Intelligence Unit (CIU) and the Technical Support Unit (TSU). The Louisiana State Analytical and Fusion Exchange, (LA-SAFE) i.e., the Louisiana Fusion Center, promotes collaboration in an all-crimes/all-hazards environment, supporting federal, state, local and private sectors by working together to provide timely information for use in promoting public safety and national security against terrorist and criminal threats. LA-SAFE will support the state during major disasters and emergencies by gathering, analyzing and disseminating information to assist relevant agencies. The principle role of LA-SAFE is to compile, analyze, and disseminate criminal/terrorist information and intelligence and other information (including, but not limited to, threat, public safety, law enforcement, public health, social services, and public works) to support efforts to anticipate, identify, prevent, and/or monitor criminal/terrorist activity. LA-SAFE is recognized by the Department of Homeland Security and the Governor's Office as the primary fusion center for the State of Louisiana. The purpose of the Criminal Intelligence Unit is to provide the department with the information necessary to make informed judgments and take necessary actions to counter the activities of criminal organizations, individuals and conditions that promote criminal activities. Information gathering is a fundamental and essential element in the duties of any law enforcement agency. Information is used to prevent crime, pursue and apprehend offenders, and obtain evidence necessary for conviction. The TSU conducts proactive and reactive investigations in which computers, telecommunications equipment, and other advanced technology are used to facilitate a criminal act or are the targets of an attack.

# STATE OF LOUISIANA

## Operational Plan Form

### Program Goals

**PROGRAM NUMBER AND NAME: 4193**

**PROGRAM AUTHORIZATION:**

R.S. 15:577, R.S. 15:587, Act 941 of 1985, Act 41 of 1936 pursuant to R.S 15:581.0 Act 4 of 1996

**PROGRAM MISSION:**

Operational Support's mission is to provide essential functions to support Public Safety Services, and to provide Crime Lab services, support for criminal investigations, and security for Capitol Park/ Public Safety facilities.

**PROGRAM GOAL(S):**

- I. The Operational Support Program will develop innovative initiatives through which the State Police will maintain and improve its effectiveness and quality through accountability.
- II. Increase proactive enforcement, increase community engagement, and provide for public safety throughout the State Capitol Complex, state buildings, and Public Safety Services facilities.
- III. Organize and facilitate the flow of information among the various sections of LSP to provide executive staff critical information regarding LSP functions.
- IV. Maintain a presence in the statewide interoperable communications governance board that provides representation to regional, parish, local and tribal interests, all first responder disciplines, key NGOs, and all State entities that have a need for wireless communications to conduct daily operations or to respond to any disaster.
- V. The Training Academy will conduct annual in-service training and quarterly firearms training to ensure that each officer demonstrates the physical and professional competency necessary to perform his/her duties, assigned tasks and responsibilities.
- VI. Provide basic law enforcement & relational leadership training that identifies individual skills proficiency, enforces survival and tactical competency, and enhances the cognitive capabilities of each officer to effectively perform his/her duties, assigned tasks and responsibilities.
- VII. The Technology and Business Support section will provide support to all sections of LSP and to the Command Staff by researching, maintaining, and upgrading technological solutions and by proposing and implementing best business practices to streamline related LSP processes.

**PROGRAM ACTIVITY:**

PROGRAM ACTIVITY: OPERATIONAL SUPPORT - OFFICE OF SUPERINTENDENT

The Deputy Secretary serves as the Governor's appointed authority over the Department of Public Safety and is the Superintendent of Louisiana State Police. The Office of Superintendent is comprised of the Deputy Secretary, Executive Administration, and the Chief of Staff. The Office of Superintendent gives direction and leadership to achieve the Louisiana State Police's philosophy and mission, as well as the strategic goals and objectives. The Office of Superintendent provides oversight to Louisiana State Police. This activity directs, coordinates, and evaluates the effectiveness of programs and policy and procedure. The Office of Superintendent is responsible for managing administrative operations through the coordination of planning and budget by establishing funding priorities. It also affords staff support and guidance to all areas of Louisiana State Police.

PROGRAM ACTIVITY: OPERATIONAL SUPPORT - OPERATIONAL DEVELOPMENT

Operational Development provides staff functions for the Superintendent and his command staff. Operational Development consists of Research, Planning, and Public Affairs. The Planning Unit is responsible for producing the Strategic Plan and Operational Plan, monitoring the department's performance indicators and the budget, and managing of numerous federal grants. The Research Unit is responsible for the development of policy and procedure, serves as the department's liaison with the legislature to facilitate legislative initiatives, and conducts research studies to develop innovative initiatives and internal policies to improve the effectiveness and quality of the service provided to the public. The Public Affairs Unit is responsible for all media relations, educational programs concerning public safety, and recruiting, and provides support for events and programs of interest to the Superintendent.

PROGRAM ACTIVITY: OPERATIONAL SUPPORT - SUPPORT SERVICES

Support Services includes Crisis Response, the Bureau of Criminal Identification and Information, Traffic Records, Internal Affairs, Aviation, Police Supply, Fleet, Applied Technology, HQ Communications, Interoperability, and Training Academy/Cafeteria. Crisis Response consists of the Emergency Operations Center (EOC) and SWAT. Louisiana's Emergency Operations Plan mandates LSP as Primary Responders for the Emergency Support Functions. Crisis Response is responsible for managing critical incidents involving natural disasters, terrorist threats, and criminal activities. SWAT provides a highly trained, well-equipped unit to respond to hostage situations, barricaded suspects, high-risk warrants, or special security events. The Bureau of Criminal Identification and Information is comprised of Criminal Records, Concealed Handguns, Traffic Records, and HQ Communications, providing support and information to criminal justice agencies, public and private agencies, and citizens in accordance with state and federal guidelines. Criminal Records manages and maintains the State Sex Offender and Child Predator Registry. the

# STATE OF LOUISIANA

## Operational Plan Form

### Program Goals

#### PROGRAM NUMBER AND NAME: 4193

ederal authorities. Concealed Handguns processes permit applications. Traffic Records provides LSP-prepared crash reports to be purchased. HQ Communications serves as the state's liaison with the US Department of Justice, FBI, and Criminal Justice Information Services for accessing Federal Criminal Justice Databases by granting and establishing access to local agencies, enforcing administrative regulations for access, and conducting audits of local agencies for federal compliance. Police Supply provides commissioned employees with uniforms, weapons, and other equipment. Fleet Operations manages and provides for transportation needs by conducting preventative maintenance and vehicle repairs. Applied Technology accepts, tests and recertifies all alcohol breath testing instruments, ensures individuals are qualified to perform maintenance and inspection of instruments, and certifies officers. Internal Affairs investigates procedural violations and complaints against DPS employees and conducts background investigations on all applicants applying for sensitive positions within DPS, the Lottery Corporation, and Governor appointees. Interoperability includes the efficient and timely reporting of information to state control agencies, making information accessible to the public in support of transparency and accountability throughout Public Safety Services, and providing technology services that can be utilized to convey relevant and accurate information in regards to public safety in a timely and transparent manner, while safeguarding critical and confidential information. This activity also provides accessible and up-to-date information to the public via websites, and facilitates maintenance services that responsibly manage and care for the Statewide LWIN Communications infrastructure network. The Donald J. Thibodeaux Training Academy (TA) and the Joint Emergency Services Training Center (JESTC) manage and provide the training, certification, and re-certification of all required law enforcement classes. The TA provides qualified instructors, up to date training materials, classroom facilities, dorm rooms, and all other materials necessary to conduct a State Police Academy. The TA trains the Louisiana State Police Cadets in defensive tactics, handcuffing, penal code, communications, multiculturalism, ethics, critical thinking, problem solving, report writing, firearms, and defensive driving. JESTC consists of 1,472 acres and is used by Louisiana State Police, as well as the U.S. Military, local and federal law enforcement agencies, and private industry, for training. JESTC is a state of the art facility with classrooms, conference rooms, overnight lodging, firearms ranges, a driving track, bomb/explosive ranges, accident investigation and reconstruction, and hazardous material training. The Public Safety Services Cafeteria consists of 2 entities: the Barracks Cafeteria, and the Public Safety Cafeteria.

#### PROGRAM ACTIVITY: OPERATIONAL SUPPORT - LAB SERVICES

The Crime Lab has a continuing commitment to ensure superior work and provide the highest level of forensic science services to all of the agencies served, through complete, accurate, and consistent analyses by dedicated and highly trained employees. The Crime Lab is accredited through the American Society of Crime Lab Directors. Louisiana State Police Crime Lab provides leadership, training, forensic services, and assistance to state and local agencies. A prime focus of the lab is to reduce the backlog of violent crimes such as murder, rape and other crimes against persons. The goals of the lab's forensic services are: to provide accurate and timely analysis of evidence in the area of toxicology and chemical analysis of evidence with controlled substances; the examination of firearms and tool marks, latent prints, DNA, trace evidence, biology, and crime scene analysis and assistance; to maintain DNA analysis average turnaround time at 30 calendar days on 85% of requests for analysis received; to maintain excellence in the quality of the forensic science services provided to customers; to provide optimal levels of forensic service to the state of Louisiana; to upload and process CODIS samples to the National DNA Indexing System; to facilitate improvement in all aspects of the lab's work; and to provide early identification and correction of problems and potential problems through corrective and preventive action.

#### PROGRAM ACTIVITY: PROTECTIVE SERVICES

Protective Services is responsible for the safety and security of the Governor and the Governor's immediate family. Louisiana State Police Troopers and Protective Services provide security details to the Lieutenant Governor and other dignitaries and leaders at the Governor's request. Protective Services assists in protecting the President of the United States in collaboration with the Secret Service and further provides protection and logistics for visiting governors and leaders from other states and countries. Louisiana State Police Troopers and Public Safety Officers are assigned to the Governor's Mansion 24 hours a day, year-round, and are responsible for the physical protection of the mansion and its grounds. Protective Services also has a detail assigned to the Louisiana State Capitol that oversees the day-to-day physical security operations at the Governor's office in the Louisiana State Capitol.

#### PROGRAM ACTIVITY: DPS POLICE

The Department of Public Safety Police is comprised of Physical Security, the Louisiana State Capitol Detail, and Capitol Police. Physical Security provides safety and security for the Department of Public Safety Headquarters and the Joint Emergency Services Training Center. Physical Security houses and supervises approximately 185 inmates who are at the state facilities 24/7. Physical Security has operated for more than twenty years supervising inmates at the State Police Headquarters. The Louisiana State Capitol Detail is comprised of a communications center, patrol officers, and building security officers who are tasked with protecting the property and all employees and visitors in the Capitol Complex. Officers detect and apprehend criminals and strive to communicate with local, state and federal law enforcement agencies to proactively combat crime. Capitol Detail provides aggressive patrols and community policing tactics to ensure a safe environment for the employees, citizens, and visitors of the Capitol Complex. Capitol Police provides security to state-owned buildings outside of the Capitol Complex.



# STATE OF LOUISIANA

## Operational Plan Form

### Program Goals

**PROGRAM NUMBER AND NAME: 4194**

**PROGRAM AUTHORIZATION:**

Act 443 of 1987, Act 384 of 1992, Act 1062 of 1991, Act 1154 of 1995, Act 7 of 1996, Act 721 of 1997, R.S.27:308, Act 753 of 1991, R.S.27:20

**PROGRAM MISSION:**

The Gaming Enforcement Program is committed to the proactive regulation and control of statutorily authorized gaming entities in conjunction with the Louisiana Gaming Control Board. The regulation of gaming and the enforcement of criminal laws promote the public's health, safety, and welfare by safeguarding the people of this state against corrupt and dishonest practices. The Program also provides professional services in an effective, innovative, and fair manner that instills public confidence, while fulfilling duties that ensure accurate revenue collection and reporting from licensees, protect the state's assets, and ensure the integrity of all gaming devices and systems by enforcing compliance with all state laws, regulations, and licensee's internal controls.

**PROGRAM GOAL(S):**

- I. Ensure the protection of the people of this state against corrupt and dishonest practices in the gaming industry.
- II. Ensure integrity of gaming devices and systems.

**PROGRAM ACTIVITY:**

**PROGRAM ACTIVITY: OPERATIONS**

The Operations Activity is critical to the ongoing control of gaming as mandated by the Louisiana Legislature. It is comprised of Technical Support, Audit, Indian Gaming, and Administration. Audit's primary duty is to fulfill statutory responsibilities in the interest of the state, while assisting the gaming industry in efforts to remain competitive. Audit must keep consistent knowledge of evolving technology and modify its audit programs and processes accordingly. Audit ensures accurate revenue reporting by all gaming licensees, monitors and reviews all gaming tax revenue remitted to the state, provides investigative assistance relative to the financial information submitted by gaming applicants, and conducts proactive investigations of gaming licensee's financial requirements as set forth in Louisiana law and rule. Technical Support monitors and ensures that all licensed gaming devices are accurately communicating with the required Central Computer System. Technical Support ensures the gaming industry's compliance with storage, transfers, and placement of gaming devices. Technical Support reviews new gaming technologies and devices for compliance with applicable Louisiana law and rule and provides investigative assistance in regards to technological data. Administration provides support relative to all administrative matters, such as monitoring and development of all training, budget, personnel, property control, research and legislation relative to Louisiana gaming law and rule, operational/strategic planning, and statistical analysis. Administration reviews and approves the internal controls (internal policy and procedures) for each licensee, and approves tournaments, new games and equipment, and all emergency changes. Indian Gaming is charged with preventing organized crime and other criminal elements from infiltrating and corrupting games of chance on Indian land. Presently, three Indian casinos are in operation: Chitimacha in Charenton, Tunica-Biloxi in Marksville, and Coshatta in Kinder. Signed tribal compacts empower the Louisiana State Police Indian Gaming personnel to regulate the gaming industry on Indian reservations. Operations oversees the requirements to approve all types of games and rules of play, certification of all gaming employees and all casino vendors, and enforcement of criminal statutes on the gaming floor. PROGRAM ACTIVITY: ENFORCEMENT The Enforcement Activity consists of Enforcement and Licensing. Louisiana has 15 operating riverboats, 4 racetracks, and the New Orleans land-based casino, as well as approximately 2,100 video gaming establishments with 14,000 video poker devices. Licensing provides oversight of all application/background processes associated with all licensed gaming entities subject to the authority of the Louisiana Gaming Control Board. This is inclusive of video draw poker, riverboats, slot machines at horse racetracks, and land-based casinos. Licensing also oversees all applications/background checks for licensure as a manufacturer, supplier, or distributor of gaming devices/equipment, and entities licensed as gaming and non-gaming suppliers. Enforcement's duties are derived from statutorily mandated duties outlined by the Louisiana Legislature. Enforcement conducts proactive enforcement and investigation of violations of state gaming laws and regulations. Compliance inspections are conducted by Enforcement and are an imperative part of ensuring that the gaming industry provides safe, fair, and legal forms of entertainment for the people of the state and patrons, while assisting the industry in being able to conduct successful businesses.

**STATE OF LOUISIANA**  
**Operational Plan Form**  
**Activities/Objectives - Performance Indicators**

**DEPARTMENT ID: 08 - Public Safety Services**

**AGENCY ID: 419 - Office of State Police**

**PROGRAM ID: 4191 - Traffic Enforcement**

**PM OBJECTIVE: 4191-01 - Reduce the number of traffic fatalities by 2% by June 30, 2028.**

Children's Budget Link: N/a

Human Resource Policies Beneficial to Women and Families Link: Human Resource Policies Beneficial to Women and Families Link: Public Safety Services grants flexible work schedules, when possible, to accommodate employees with child-care or other family issues. The Department will make reasonable accommodations for known physical or mental disabilities of an applicant or employee as well as known limitations related to pregnancy, childbirth or a related medical condition. The Department has an Employee Assistance Program that provides information and guidance for employees and/or family members. In accordance with Federal Law, the Department supports all Federal and State labor laws, the Family and Medical Leave Law Act, the Americans with Disabilities Act, and the Affordable Healthcare Act and upholds practices within those guidelines, supporting employees and families.

Other Links (TANF, Tobacco Settlement, Workforce Development Commission, or Other: N/A

Explanatory Notes: N/A

Performance Indicator	Level	Performance Indicator Name	Unit of Measure	Performance Indicator Values						
				Year End Performance Standard 2022 - 2023	Actual Year End Performance 2022 - 2023	Performance Standard as Initially Appropriated	Existing Performance Standard 2023 - 2024	Performance at Continuation Budget Level	Performance at Executive Budget Level 2024 - 2025	Performance Standard as Initially Appropriated
13772	K	Percentage of State Police Manpower Allocation Study coverage level implemented	P	85	72.9	75	75	75	0	0
13773	S	Current state trooper patrol strength	N	800	623	700	700	700	0	0
13774	S	Required state trooper patrol strength per manpower study	N	937	623	937	937	937	0	0
13775	S	Total number of public assists	N	125,000	39,923	100,000	100,000	100,000	0	0
1886	S	Total number of crashes investigated	N	35,500	26,819	35,500	35,500	35,500	0	0
1887	S	Number of fatal crashes investigated	N	405	374	395	395	395	0	0
1890	S	Number of crashes resulting in arrests	N	26,000	16,830	26,000	26,000	26,000	0	0
4191001	S	Total number of occupant protection violations cited (seatbelt and child restraint)	N	Not Applicable	Not Available	24,500	24,500	24,500	0	0
4191004	S	Number of Persons arrested for DWI	N	Not Applicable	Not Available	8,400	8,400	8,400	0	0

**STATE OF LOUISIANA**  
**Operational Plan Form**  
**Activities/Objectives - Performance Indicators**

**DEPARTMENT ID: 08 - Public Safety Services**

**AGENCY ID: 419 - Office of State Police**

**PROGRAM ID: 4191 - Traffic Enforcement**

Footnote KS: PI Codes: 13772, 13773,13774-Reduction is due to retirements and lack of cadet classes to fill vacancies.  
 PI Codes: 13775, 1887,1886,1890 -Reduction in crashes investigated and public assists is related to reduction in patrol strength.  
 PI Codes: 4191001,4191004- This is a new indicator for FY 24. Performance Standards were not established previously.  
 PI Codes: 4191001,4191004- This is a new indicator for FY 24. Actual performance was not tracked previously.

Performance Indicator	Level	Performance Indicator Name	Unit of Measure	General Performance Information				
				Performance Indicator Values				
				Prior Year Actual FY 2018 - 2019	Prior Year Actual FY 2019 - 2020	Prior Year Actual FY 2020 - 2021	Prior Year Actual FY 2021 - 2022	Prior Year Actual FY 2022 - 2023
1880	G	Number of criminal arrests	N	63,718	18,714	12,785	8,082	11,257
1884	G	Total miles patrolled	N	13,681,849	1,353,206	11,857,689	9,120,103	8,956,154
1885	G	Total number of contacts: crashes, tickets, and motorist assists	N	595,790	433,885	334,953	257,867	269,222
1888	G	Number of injury crashes investigated	N	8,730	7,929	8,618	8,048	7,969
1889	G	Number of property damage crashes investigated	N	24,525	20,961	22,885	22,436	18,475
1891	G	Number of individuals killed in automobile crashes	N	441	452	467	486	323
1892	G	Number of individuals injured in automobile crashes	N	11,720	13,673	11,883	10,921	7,594

Footnote GPI: PI Code: 1888,1889- This indicator does not include crashes investigated by other law enforcement agencies.  
 PI Code: 1889- This indicator includes crashes with vehicle damage only, without injuries.

**STATE OF LOUISIANA**  
**Operational Plan Form**  
**Activities/Objectives - Performance Indicators**

**DEPARTMENT ID: 08 - Public Safety Services**

**AGENCY ID: 419 - Office of State Police**

**PROGRAM ID: 4191 - Traffic Enforcement**

**PM OBJECTIVE: 4191-02 - Reduce the number of fatal commercial motor vehicle-related crashes by 2% by June 30, 2028.**

Children's Budget Link: N/A

Human Resource Policies Beneficial to Women and Families Link: Human Resource Policies Beneficial to Women and Families Link: Public Safety Services grants flexible work schedules, when possible, to accommodate employees with child-care or other family issues. The Department will make reasonable accommodations for known physical or mental disabilities of an applicant or employee as well as known limitations related to pregnancy, childbirth or a related medical condition. The Department has an Employee Assistance Program that provides information and guidance for employees and/or family members. In accordance with Federal Law, the Department supports all Federal and State labor laws, the Family and Medical Leave Law Act, the Americans with Disabilities Act, and the Affordable Healthcare Act and upholds practices within those guidelines, supporting employees and families.

Other Links (TANF, Tobacco Settlement, Workforce Development Commission, or Other: N/A

Explanatory Notes: The department indicates that experience, data, and a number of studies have shown that maintenance of a strong enforcement presence in the form of roadside inspections is a primary force in ensuring that commercial vehicles and drivers operate safely on the nation's highways. Inspections are important in minimizing the risks attendant to the transportation of hazardous materials, passengers, and freight. Inspections can be instrumental in identifying national problems, such as fatigued drivers or specific mechanical violations which seem to occur nationally. A strong program of commercial vehicle inspections is a tried and true pro-active function that undoubtedly saves lives and prevents crashes. Traffic enforcement activities are a tool in addressing driver behavior at the time it occurs. Statistics have shown a direct correlation between moving violations committed by drivers and crash causation. A strong traffic enforcement presence serves as a deterrent to present or continued non-compliance with traffic laws, and helps to prevent crashes.

Performance Indicator	Level	Performance Indicator Name	Unit of Measure	Performance Indicator Values						
				Year End Performance Standard 2022 - 2023	Actual Year End Performance 2022 - 2023	Performance Standard as Initially Appropriated	Existing Performance Standard 2023 - 2024	Performance at Continuation Budget Level	Performance at Executive Budget Level 2024 - 2025	Performance Standard as Initially Appropriated
10758	K	Number of fatal commercial related crashes	P	Not Applicable	Not Available	96	96	96	0	0
1894	S	Number of motor carrier safety inspections conducted	N	41,000	35,727	36,700	36,700	36,700	0	0
20798	K	Number of compliance reviews conducted	N	140	118	120	120	120	0	0
25467	K	Number of new entrant safety audits conducted	N	367	627	600	600	600	0	0
4191002	S	Number of drivers placed out-of-service	N	Not Applicable	Not Available	2,500	2,500	2,500	0	0
4191003	S	Number of off-peak motor carrier safety inspections conducted	N	Not Applicable	Not Available	13,500	13,500	13,500	0	0

Footnote KS: PI Codes: 20798,1894,25467-This indicator is industry driven, and will fluctuate based on economic factors.  
 PI Codes: 25467- This indicator will be the sum of all fatal commercial-related crashes statewide to include crashes investigated by other agencies.  
 PI Codes: 4191002,4191003, 10758-This is a new indicator for FY 24. Performance Standards were not established previously.  
 PI Codes: 4191002,4191003, 10758-This is a new indicator for FY 24. Actual performance was not tracked previously.

**STATE OF LOUISIANA**  
**Operational Plan Form**  
**Activities/Objectives - Performance Indicators**

**DEPARTMENT ID: 08 - Public Safety Services**

**AGENCY ID: 419 - Office of State Police**

**PROGRAM ID: 4191 - Traffic Enforcement**

Performance Indicator	Level	Performance Indicator Name	Unit of Measure	General Performance Information				
				Performance Indicator Values				
				Prior Year Actual FY 2018 - 2019	Prior Year Actual FY 2019 - 2020	Prior Year Actual FY 2020 - 2021	Prior Year Actual FY 2021 - 2022	Prior Year Actual FY 2022 - 2023
1895	G	Number of Motor Carrier Safety violations cited	N	88,421	65,409	33,711	57,484	53,231
23525	G	Annual percent reduction in fatal motor vehicle crashes	P	1	6	5	14	7

Footnote GPI: N/A

**STATE OF LOUISIANA**  
**Operational Plan Form**  
**Activities/Objectives - Performance Indicators**

**DEPARTMENT ID: 08 - Public Safety Services**

**AGENCY ID: 419 - Office of State Police**

**PROGRAM ID: 4191 - Traffic Enforcement**

**PM OBJECTIVE: 4191-03 - Provide a viable statewide weight enforcement program to aid in the preservation and maintenance of the infrastructure of federal and state highways, annually.**

Children's Budget Link: N/A

Human Resource Policies Beneficial to Women and Families Link: Human Resource Policies Beneficial to Women and Families Link: Public Safety Services grants flexible work schedules, when possible, to accommodate employees with child-care or other family issues. The Department will make reasonable accommodations for known physical or mental disabilities of an applicant or employee as well as known limitations related to pregnancy, childbirth or a related medical condition. The Department has an Employee Assistance Program that provides information and guidance for employees and/or family members. In accordance with Federal Law, the Department supports all Federal and State labor laws, the Family and Medical Leave Law Act, the Americans with Disabilities Act, and the Affordable Healthcare Act and upholds practices within those guidelines, supporting employees and families.

Other Links (TANF, Tobacco Settlement, Workforce Development Commission, or Other: N/A

Explanatory Notes: Grossly overweight vehicles accelerate the deterioration of our state's highway infrastructure. Weakened roads and damaged road substructures are known to be contributing factors in many serious injury and fatal crashes. By reducing the number of overweight trucks, the life expectancy of the state's roads is increased, thus reducing maintenance and repair costs. In addition, roads are safer for the motoring public, thereby reducing the number of crashes directly related to poor or weakened road surfaces.

Performance Indicator	Level	Performance Indicator Name	Unit of Measure	Performance Indicator Values						
				Year End Performance Standard 2022 - 2023	Actual Year End Performance 2022 - 2023	Performance Standard as Initially Appropriated	Existing Performance Standard 2023 - 2024	Performance at Continuation Budget Level	Performance at Executive Budget Level 2024 - 2025	Performance Standard as Initially Appropriated
13778	K	Number of commercial vehicles checked for overweight violations - Mobile	N	6,000	2,660	4,500	4,500	4,500	0	0
20799	S	Number of manpower hours dedicated to weight enforcement - Mobile	N	14,000	8,717	12,000	12,000	1,200	0	0
4191005	K	Percentage of commercial vehicles cited for overweight violations - mobile	P	Not Applicable	Not Applicable	35	35	35	0	0

Footnote KS: PI Code: 13778 -Decrease in commercial vehicles checked is due to personnel shortage  
 PI Code: 20799- Decrease in man power hours dedicated to weight enforcement is due to personnel shortage.  
 PI Code: 4191005- This is a new indicator for FY 24. Performance Standards were not established previously.  
 PI Code: 4191005- This is a new indicator for FY 24. Actual performance was not tracked previously.

Performance Indicator	Level	Performance Indicator Name	Unit of Measure	General Performance Information				
				Performance Indicator Values				
				Prior Year Actual FY 2018 - 2019	Prior Year Actual FY 2019 - 2020	Prior Year Actual FY 2020 - 2021	Prior Year Actual FY 2021 - 2022	Prior Year Actual FY 2022 - 2023
13779	G	Number of overweight violations cited - Mobile	N	10,512	8,149	5,188	6,215	3,752

**STATE OF LOUISIANA**  
**Operational Plan Form**  
**Activities/Objectives - Performance Indicators**

**DEPARTMENT ID: 08 - Public Safety Services**

**AGENCY ID: 419 - Office of State Police**

**PROGRAM ID: 4191 - Traffic Enforcement**

**STATE OF LOUISIANA**  
**Operational Plan Form**  
**Activities/Objectives - Performance Indicators**

**DEPARTMENT ID: 08 - Public Safety Services**

**AGENCY ID: 419 - Office of State Police**

**PROGRAM ID: 4191 - Traffic Enforcement**

**PM OBJECTIVE: 4191-04 - Through the Louisiana Oil Spill Coordinator activity, to ensure effective coordination and representation of the state's interest in all matters related to oil spill response, prevention, and natural resource damage assessments (NRDA) annually.**

Children's Budget Link: N/A

Human Resource Policies Beneficial to Women and Families Link: Human Resource Policies Beneficial to Women and Families Link: Public Safety Services grants flexible work schedules, when possible, to accommodate employees with child-care or other family issues. The Department will make reasonable accommodations for known physical or mental disabilities of an applicant or employee as well as known limitations related to pregnancy, childbirth or a related medical condition. The Department has an Employee Assistance Program that provides information and guidance for employees and/or family members. In accordance with Federal Law, the Department supports all Federal and State labor laws, the Family and Medical Leave Law Act, the Americans with Disabilities Act, and the Affordable Healthcare Act and upholds practices within those guidelines, supporting employees and families.

Other Links (TANF, Tobacco Settlement, Workforce Development Commission, or Other: N/A

Explanatory Notes: N/A

Performance Indicator	Level	Performance Indicator Name	Unit of Measure	Performance Indicator Values						
				Year End Performance Standard 2022 - 2023	Actual Year End Performance 2022 - 2023	Performance Standard as Initially Appropriated	Existing Performance Standard 2023 - 2024	Performance at Continuation Budget Level	Performance at Executive Budget Level 2024 - 2025	Performance Standard as Initially Appropriated
23526	K	Percentage of NRDA's related to oil spills in Louisiana coordinated by LOSCO	P	100	100	100	100	100	0	0
26337	K	Percentage of oil spill responses in Louisiana, or potentially impacting Louisiana, coordinated by LOSCO	P	100	100	100	100	100	0	0



**STATE OF LOUISIANA**  
**Operational Plan Form**  
**Activities/Objectives - Performance Indicators**

**DEPARTMENT ID: 08 - Public Safety Services**

**AGENCY ID: 419 - Office of State Police**

**PROGRAM ID: 4192 - Criminal Investigation**

**PM OBJECTIVE: 4192-01 - Increase number of open cases investigating multijurisdictional felonies committed by juveniles associated with hybrid street gang or illicit drug activity in each fiscal year through FY 28 in order to reduce violent crime in Louisiana.**

Children's Budget Link: N/A

Human Resource Policies Beneficial to Women and Families Link: Human Resource Policies Beneficial to Women and Families Link: Public Safety Services grants flexible work schedules, when possible, to accommodate employees with child-care or other family issues. The Department will make reasonable accommodations for known physical or mental disabilities of an applicant or employee as well as known limitations related to pregnancy, childbirth or a related medical condition. The Department has an Employee Assistance Program that provides information and guidance for employees and/or family members. In accordance with Federal Law, the Department supports all Federal and State labor laws, the Family and Medical Leave Law Act, the Americans with Disabilities Act, and the Affordable Healthcare Act and upholds practices within those guidelines, supporting employees and families.

Other Links (TANF, Tobacco Settlement, Workforce Development Commission, or Other: N/A

Explanatory Notes: N/A

Performance Indicator	Level	Performance Indicator Name	Unit of Measure	Performance Indicator Values						
				Year End Performance Standard 2022 - 2023	Actual Year End Performance 2022 - 2023	Performance Standard as Initially Appropriated	Existing Performance Standard 2023 - 2024	Performance at Continuation Budget Level	Performance at Executive Budget Level 2024 - 2025	Performance Standard as Initially Appropriated
20804	K	Number of criminal investigations initiated	N	1,068	581	750	750	750	0	0
21281	K	Number of criminal investigations closed	N	984	411	635	635	635	0	0

Footnote KS: PI Code: 20804, 21281- The decrease reflects the complexity of cases that CID has been tasked with working.

**STATE OF LOUISIANA**  
**Operational Plan Form**  
**Activities/Objectives - Performance Indicators**

**DEPARTMENT ID: 08 - Public Safety Services**

**AGENCY ID: 419 - Office of State Police**

**PROGRAM ID: 4192 - Criminal Investigation**

**PM OBJECTIVE: 4192-02 - Through the Insurance Fraud activity, to identify, apprehend, and prepare cases for prosecution of individuals who have committed insurance fraud and auto theft, annually, through June 30, 2028**

Children's Budget Link: N/A

Human Resource Policies Beneficial to Women and Families Link: Human Resource Policies Beneficial to Women and Families Link: Public Safety Services grants flexible work schedules, when possible, to accommodate employees with child-care or other family issues. The Department will make reasonable accommodations for known physical or mental disabilities of an applicant or employee as well as known limitations related to pregnancy, childbirth or a related medical condition. The Department has an Employee Assistance Program that provides information and guidance for employees and/or family members. In accordance with Federal Law, the Department supports all Federal and State labor laws, the Family and Medical Leave Law Act, the Americans with Disabilities Act, and the Affordable Healthcare Act and upholds practices within those guidelines, supporting employees and families.

Other Links (TANF, Tobacco Settlement, Workforce Development Commission, or Other: N/A

Explanatory Notes: N/A

Performance Indicator	Level	Performance Indicator Name	Unit of Measure	Performance Indicator Values						
				Year End Performance Standard 2022 - 2023	Actual Year End Performance 2022 - 2023	Performance Standard as Initially Appropriated	Existing Performance Standard 2023 - 2024	Performance at Continuation Budget Level	Performance at Executive Budget Level 2024 - 2025	Performance Standard as Initially Appropriated
23532	K	Percentage of Insurance Fraud and Auto Theft investigations resulting in arrests	P	54	45	54	54	54	0	0
23533	S	Number of Insurance Fraud and Auto Theft investigations initiated	N	160	223	160	160	160	0	0
23534	S	Number of Insurance Fraud and Auto Theft investigations closed	N	145	234	145	145	145	0	0

Footnote KS: PI Code: 23532 - The indicator varies due to the unpredictability of cases being initiated relating to the occurrence of insurance fraud and automobile theft crimes. The indicator is also influenced by the number of cases initiated based on the amount of credible information detected and received.

PI Codes: 23533, 23534 - LSP orchestrated several focused criminal investigative details which resulted in an increase of cases initiated.

**STATE OF LOUISIANA**  
**Operational Plan Form**  
**Activities/Objectives - Performance Indicators**

**DEPARTMENT ID: 08 - Public Safety Services**

**AGENCY ID: 419 - Office of State Police**

**PROGRAM ID: 4192 - Criminal Investigation**

**PM OBJECTIVE: 4192-03 - Increase other agency assists by 2% through June 30, 2028.**

Children's Budget Link: N/A

Human Resource Policies Beneficial to Women and Families Link: Human Resource Policies Beneficial to Women and Families Link: Public Safety Services grants flexible work schedules, when possible, to accommodate employees with child-care or other family issues. The Department will make reasonable accommodations for known physical or mental disabilities of an applicant or employee as well as known limitations related to pregnancy, childbirth or a related medical condition. The Department has an Employee Assistance Program that provides information and guidance for employees and/or family members. In accordance with Federal Law, the Department supports all Federal and State labor laws, the Family and Medical Leave Law Act, the Americans with Disabilities Act, and the Affordable Healthcare Act and upholds practices within those guidelines, supporting employees and families.

Other Links (TANF, Tobacco Settlement, Workforce Development Commission, or Other: N/A

Explanatory Notes: N/A

Performance Indicator	Level	Performance Indicator Name	Unit of Measure	Performance Indicator Values						
				Year End Performance Standard 2022 - 2023	Actual Year End Performance 2022 - 2023	Performance Standard as Initially Appropriated	Existing Performance Standard 2023 - 2024	Performance at Continuation Budget Level	Performance at Executive Budget Level 2024 - 2025	Performance Standard as Initially Appropriated
23531	K	Percentage of completed Criminal Requests for Information (RFI) from other agencies	P	100	99	100	100	100	0	0

**STATE OF LOUISIANA**  
**Operational Plan Form**  
**Activities/Objectives - Performance Indicators**

**DEPARTMENT ID: 08 - Public Safety Services**

**AGENCY ID: 419 - Office of State Police**

**PROGRAM ID: 4193 - Operational Support**

**PM OBJECTIVE: 4193-01 - The Crime Laboratory will maintain lab-wide accreditation with at least one accrediting body to a forensic accreditation program based on compliance with ISO17025 standards for testing laboratories to ensure continued quality lab operations through June 30, 2028.**

Children's Budget Link: Not Applicable

Human Resource Policies Beneficial to Women and Families Link: Human Resource Policies Beneficial to Women and Families Link: Public Safety Services grants flexible work schedules, when possible, to accommodate employees with child-care or other family issues. The Department will make reasonable accommodations for known physical or mental disabilities of an applicant or employee as well as known limitations related to pregnancy, childbirth or a related medical condition. The Department has an Employee Assistance Program that provides information and guidance for employees and/or family members. In accordance with Federal Law, the Department supports all Federal and State labor laws, the Family and Medical Leave Law Act, the Americans with Disabilities Act, and the Affordable Healthcare Act and upholds practices within those guidelines, supporting employees and families.

Other Links (TANF, Tobacco Settlement, Workforce Development Commission, or Other: Not Applicable)

Explanatory Notes: ASCLD/LAB offers a voluntary program in which any crime laboratory may participate in order to demonstrate that its management, operations, personnel, procedures and instruments, physical plant and security, and personnel safety procedures meet certain standards. The accreditation process is one form of a quality assurance program, which may be combined with proficiency testing, continuing education and other programs to help the laboratory strive to give better overall service to the criminal justice system. The Crime Laboratory seeks to maintain ASCLD/LAB accreditation by meeting the established quality assurance standards as outlined in the Laboratory Accreditation Board Manual.

Performance Indicator	Level	Performance Indicator Name	Unit of Measure	Performance Indicator Values						
				Year End Performance Standard 2022 - 2023	Actual Year End Performance 2022 - 2023	Performance Standard as Initially Appropriated	Existing Performance Standard 2023 - 2024	Performance at Continuation Budget Level	Performance at Executive Budget Level 2024 - 2025	Performance Standard as Initially Appropriated
26042	K	Number of current accreditations to a forensic accreditation program based on compliance with ISO17025 standards for testing labs	N	1	1	1	1	1	0	0

Performance Indicator	Level	Performance Indicator Name	Unit of Measure	General Performance Information				
				Performance Indicator Values				
				Prior Year Actual FY 2018 - 2019	Prior Year Actual FY 2019 - 2020	Prior Year Actual FY 2020 - 2021	Prior Year Actual FY 2021 - 2022	Prior Year Actual FY 2022 - 2023
15551	G	Number of DNA CODIS convicted offender samples received	N	3,294	2,843	1,583	1,859	1,927
15552	G	Number of DNA CODIS arrestee samples received	N	26,463	23,708	22,206	22,948	26,661
26385	G	Number of NIBIN samples entered	N	907	1,068	2,057	4,244	8,144
6626	G	Total number of lab requests received for analysis	N	26,043	20,362	22,664	19,387	18,843

**STATE OF LOUISIANA**  
**Operational Plan Form**  
**Activities/Objectives - Performance Indicators**

**DEPARTMENT ID: 08 - Public Safety Services**

**AGENCY ID: 419 - Office of State Police**

**PROGRAM ID: 4193 - Operational Support**

Footnote GPI: 6626 - 15551 - 15552: Based on outside agency submissions. Lab has no control over this number.

**STATE OF LOUISIANA**  
**Operational Plan Form**  
**Activities/Objectives - Performance Indicators**

**DEPARTMENT ID: 08 - Public Safety Services**

**AGENCY ID: 419 - Office of State Police**

**PROGRAM ID: 4193 - Operational Support**

**PM OBJECTIVE: 4193-02 - The Crime Laboratory will analyze 95% of total requests received for analysis through June 30, 2028.**

Children's Budget Link: Not Applicable

Human Resource Policies Beneficial to Women and Families Link: Human Resource Policies Beneficial to Women and Families Link: Public Safety Services grants flexible work schedules, when possible, to accommodate employees with child-care or other family issues. The Department will make reasonable accommodations for known physical or mental disabilities of an applicant or employee as well as known limitations related to pregnancy, childbirth or a related medical condition. The Department has an Employee Assistance Program that provides information and guidance for employees and/or family members. In accordance with Federal Law, the Department supports all Federal and State labor laws, the Family and Medical Leave Law Act, the Americans with Disabilities Act, and the Affordable Healthcare Act and upholds practices within those guidelines, supporting employees and families.

Other Links (TANF, Tobacco Settlement, Workforce Development Commission, or Other): Not Applicable

Explanatory Notes:

Performance Indicator	Level	Performance Indicator Name	Unit of Measure	Performance Indicator Values						
				Year End Performance Standard 2022 - 2023	Actual Year End Performance 2022 - 2023	Performance Standard as Initially Appropriated	Existing Performance Standard 2023 - 2024	Performance at Continuation Budget Level	Performance at Executive Budget Level 2024 - 2025	Performance Standard as Initially Appropriated
6625	K	Percentage of lab requests analyzed	P	100	82	100	100	100	0	0

Footnote KS: Actual Yearend Performance FY 2022-2023: Lower analysis percentage due to reduced staffing and 50% completion rate in DNA requests.

**STATE OF LOUISIANA**  
**Operational Plan Form**  
**Activities/Objectives - Performance Indicators**

**DEPARTMENT ID: 08 - Public Safety Services**

**AGENCY ID: 419 - Office of State Police**

**PROGRAM ID: 4193 - Operational Support**

**PM OBJECTIVE: 4193-03 - The Crime Laboratory will maintain an overall (of all forensic disciplines) analysis average turnaround time of 30 calendar days on requests for analysis received.**

Children's Budget Link: Not Applicable

Human Resource Policies Beneficial to Women and Families Link: Human Resource Policies Beneficial to Women and Families Link: Public Safety Services grants flexible work schedules, when possible, to accommodate employees with child-care or other family issues. The Department will make reasonable accommodations for known physical or mental disabilities of an applicant or employee as well as known limitations related to pregnancy, childbirth or a related medical condition. The Department has an Employee Assistance Program that provides information and guidance for employees and/or family members. In accordance with Federal Law, the Department supports all Federal and State labor laws, the Family and Medical Leave Law Act, the Americans with Disabilities Act, and the Affordable Healthcare Act and upholds practices within those guidelines, supporting employees and families.

Other Links (TANF, Tobacco Settlement, Workforce Development Commission, or Other: Not Applicable

Explanatory Notes:

Performance Indicator	Level	Performance Indicator Name	Unit of Measure	Performance Indicator Values						
				Year End Performance Standard 2022 - 2023	Actual Year End Performance 2022 - 2023	Performance Standard as Initially Appropriated	Existing Performance Standard 2023 - 2024	Performance at Continuation Budget Level	Performance at Executive Budget Level 2024 - 2025	Performance Standard as Initially Appropriated
26043	K	Overall (of all forensic disciplines) analysis turnaround time (in calendar days)	N	30	69	30	30	30	0	0

Footnote KS: Actual Yearend Performance FY 2022-2023: Higher turnaround time due to reduced staffing and new hire training.

**STATE OF LOUISIANA**  
**Operational Plan Form**  
**Activities/Objectives - Performance Indicators**

**DEPARTMENT ID: 08 - Public Safety Services**

**AGENCY ID: 419 - Office of State Police**

**PROGRAM ID: 4193 - Operational Support**

**PM OBJECTIVE: 4193-04 - The Bureau of Criminal Identification and Information will ensure that 90% of the requests received to update criminal history information are processed into the Louisiana Computerized Criminal History (LACCH) system and electronically available by June 30, 2028.**

Children's Budget Link: Not Applicable

Human Resource Policies Beneficial to Women and Families Link: Human Resource Policies Beneficial to Women and Families Link: Public Safety Services grants flexible work schedules, when possible, to accommodate employees with child-care or other family issues. The Department will make reasonable accommodations for known physical or mental disabilities of an applicant or employee as well as known limitations related to pregnancy, childbirth or a related medical condition. The Department has an Employee Assistance Program that provides information and guidance for employees and/or family members. In accordance with Federal Law, the Department supports all Federal and State labor laws, the Family and Medical Leave Law Act, the Americans with Disabilities Act, and the Affordable Healthcare Act and upholds practices within those guidelines, supporting employees and families.

Other Links (TANF, Tobacco Settlement, Workforce Development Commission, or Other: Not Applicable)

Explanatory Notes:

Performance Indicator	Level	Performance Indicator Name	Unit of Measure	Performance Indicator Values						
				Year End Performance Standard 2022 - 2023	Actual Year End Performance 2022 - 2023	Performance Standard as Initially Appropriated	Existing Performance Standard 2023 - 2024	Performance at Continuation Budget Level	Performance at Executive Budget Level 2024 - 2025	Performance Standard as Initially Appropriated
10988	S	Number of criminal fingerprint cards received	N	288,000	186,719	200,000	200,000	200,000	0	0
10990	S	Number of criminal fingerprint cards processed	N	288,000	186,719	200,000	200,000	200,000	0	0
10991	S	Number of expungements received	N	4,000	5,436	4,000	4,000	4,000	0	0
10992	K	Number of expungements processed	N	4,000	1,841	3,500	3,500	3,500	0	0
14207	S	Number of arrest dispositions received manually	N	26,800	21,810	24,000	24,000	24,000	0	0
14208	S	Number of arrest dispositions processed manually	N	40,000	16,534	29,000	29,000	29,000	0	0
20810	K	Percentage of received requests processed	P	100	97	100	100	100	0	0
26044	S	Number of arrest dispositions received electronically	N	68,000	130,281	80,000	80,000	80,000	0	0



**STATE OF LOUISIANA**  
**Operational Plan Form**  
**Activities/Objectives - Performance Indicators**

**DEPARTMENT ID: 08 - Public Safety Services**

**AGENCY ID: 419 - Office of State Police**

**PROGRAM ID: 4193 - Operational Support**

Footnote KS:

Actual Yearend Performance:10991: Less expungements were processed due to vacancies and lack of qualified applicants.

10992: The agency has no control over how many dispositions are submitted.

26044: The number of dispositions received and processed manually was less than anticipated.

14207: The agency has no control over how many dispositions are submitted.

14208: The agency has no control over how many fingerprint cards are received/processed.

10988 - 10990: More expungements were received than projected.

10991: This is beyond the control of LSP.

**STATE OF LOUISIANA**  
**Operational Plan Form**  
**Activities/Objectives - Performance Indicators**

**DEPARTMENT ID: 08 - Public Safety Services**

**AGENCY ID: 419 - Office of State Police**

**PROGRAM ID: 4193 - Operational Support**

**PM OBJECTIVE: 4193-05 - The Bureau of Criminal Identification and Information will process 75% of the requests for applicant criminal history information within 15 days by June 30, 2028.**

Children's Budget Link: Not Applicable

Human Resource Policies Beneficial to Women and Families Link: Public Safety Services grants flexible work schedules, when possible, to accommodate employees with child-care or other family issues. The Department will make reasonable accommodations for known physical or mental disabilities of an applicant or employee as well as known limitations related to pregnancy, childbirth or a related medical condition. The Department has an Employee Assistance Program that provides information and guidance for employees and/or family members. In accordance with Federal Law, the Department supports all Federal and State labor laws, the Family and Medical Leave Law Act, the Americans with Disabilities Act, and the Affordable Healthcare Act and upholds practices within those guidelines, supporting employees and families.

Other Links (TANF, Tobacco Settlement, Workforce Development Commission, or Other: Not Applicable)

Explanatory Notes: The Applicant Unit at the Bureau processes requests for civil checks of criminal history information for those authorized to receive them. These include such professions as teachers, day care workers, gaming employees, and nursing home employees. The Bureau provides prospective employers with information to ensure that disqualified persons are not hired. The objective is to decrease the response time for the information reported back to the employer to ensure that only qualified individuals are given access to those that the laws seek to protect.

Performance Indicator	Level	Performance Indicator Name	Unit of Measure	Performance Indicator Values						
				Year End Performance Standard 2022 - 2023	Actual Year End Performance 2022 - 2023	Performance Standard as Initially Appropriated	Existing Performance Standard 2023 - 2024	Performance at Continuation Budget Level	Performance at Executive Budget Level 2024 - 2025	Performance Standard as Initially Appropriated
14216	S	Number of civil applicant requests processed	N	175,000	179,664	160,000	160,000	160,000	0	0
20816	S	Number of civil applicant requests processed within 15 days	N	175,000	179,664	160,000	160,000	160,000	0	0
21308	S	Percentage of civil applicant requests processed within 15 days	P	100	100	100	100	100	0	0

**STATE OF LOUISIANA**  
**Operational Plan Form**  
**Activities/Objectives - Performance Indicators**

**DEPARTMENT ID: 08 - Public Safety Services**

**AGENCY ID: 419 - Office of State Police**

**PROGRAM ID: 4193 - Operational Support**

**PM OBJECTIVE: 4193-06 - Distribute 100% of all received information related to sex offender registration through June 30, 2028.**

Children's Budget Link: Not Applicable

Human Resource Policies Beneficial to Women and Families Link: Public Safety Services grants flexible work schedules, when possible, to accommodate employees with child-care or other family issues. The Department will make reasonable accommodations for known physical or mental disabilities of an applicant or employee as well as known limitations related to pregnancy, childbirth or a related medical condition. The Department has an Employee Assistance Program that provides information and guidance for employees and/or family members. In accordance with Federal Law, the Department supports all Federal and State labor laws, the Family and Medical Leave Law Act, the Americans with Disabilities Act, and the Affordable Healthcare Act and upholds practices within those guidelines, supporting employees and families.

Other Links (TANF, Tobacco Settlement, Workforce Development Commission, or Other: Not Applicable

Explanatory Notes:

Performance Indicator	Level	Performance Indicator Name	Unit of Measure	Performance Indicator Values						
				Year End Performance Standard 2022 - 2023	Actual Year End Performance 2022 - 2023	Performance Standard as Initially Appropriated	Existing Performance Standard 2023 - 2024	Performance at Continuation Budget Level	Performance at Executive Budget Level 2024 - 2025	Performance Standard as Initially Appropriated
20911	K	Percentage of distributed information of convicted child predators and sex offenders	P	100	100	0	0	100	0	0

Footnote KS: Performance Standard and Existing Performance Standard: Figure inputted incorrectly. The error has been corrected for FY 25.

**STATE OF LOUISIANA**  
**Operational Plan Form**  
**Activities/Objectives - Performance Indicators**

**DEPARTMENT ID: 08 - Public Safety Services**

**AGENCY ID: 419 - Office of State Police**

**PROGRAM ID: 4193 - Operational Support**

**PM OBJECTIVE: 4193-07 - To secure the Louisiana State Police Headquarters Complex, the Louisiana State Capitol Complex, and state buildings by increasing the number of non-vehicle patrol hours; and to supervise the Department of Corrections inmates assigned to the State Police barracks, through June 30, 2028.**

Children's Budget Link: Not Applicable

Human Resource Policies Beneficial to Women and Families Link: Public Safety Services grants flexible work schedules, when possible, to accommodate employees with child-care or other family issues. The Department will make reasonable accommodations for known physical or mental disabilities of an applicant or employee as well as known limitations related to pregnancy, childbirth or a related medical condition. The Department has an Employee Assistance Program that provides information and guidance for employees and/or family members. In accordance with Federal Law, the Department supports all Federal and State labor laws, the Family and Medical Leave Law Act, the Americans with Disabilities Act, and the Affordable Healthcare Act and upholds practices within those guidelines, supporting employees and families.

Other Links (TANF, Tobacco Settlement, Workforce Development Commission, or Other: Not Applicable

Explanatory Notes: The mission of DPS Police, Capitol Detail is to ensure the safety and security of visitors, employees, elected officials, and state department agencies through law enforcement, cooperation, and education, and by providing other essential public safety services. Through direct traffic enforcement efforts towards violators, not only in proportion to the frequency of their occurrence but also in terms of traffic related needs identified in the areas, and by developing partnerships and resources within the community to build problem solving coalitions, the DPS Police strive to instill a sense of mutual responsibility for enhancing public safety, increase the community capacity to resolve issues related to criminal and traffic enforcement, and improve the quality of life.

Performance Indicator	Level	Performance Indicator Name	Unit of Measure	Performance Indicator Values						
				Year End Performance Standard 2022 - 2023	Actual Year End Performance 2022 - 2023	Performance Standard as Initially Appropriated	Existing Performance Standard 2023 - 2024	Performance at Continuation Budget Level	Performance at Executive Budget Level 2024 - 2025	Performance Standard as Initially Appropriated
10555	S	Number of contacts, arrests, citations by DPS Capitol Police	N	12,000	9,027	4,000	4,000	4,000	0	0
21938	K	Number of non-vehicle patrol hours by DPS Capitol Police	N	25,000	1,555.5	21,000	21,000	21,000	0	0
4193001	K	Number of non-vehicle patrol hours by DPS Barracks and DPS HQ personnel	N	Not Applicable	Not Available	3,650	3,650	3,650	0	0
4193002	S	Number of contacts, arrests, citations by DPS Barracks and DPS HQ personnel	N	Not Applicable	Not Available	120	120	120	0	0

Footnote KS:  
Decrease in patrol hours due to personnel shortages.  
This is a new indicator for FY 24. Performance Standards were not established previously.  
This is a new indicator for FY 24. Actual Performance was not tracked previously.

**STATE OF LOUISIANA**  
**Operational Plan Form**  
**Activities/Objectives - Performance Indicators**

**DEPARTMENT ID: 08 - Public Safety Services**

**AGENCY ID: 419 - Office of State Police**

**PROGRAM ID: 4193 - Operational Support**

**PM OBJECTIVE: 4193-08 - Through the Operational Development and Public Affairs sections, under the direction of the Superintendent, to provide staff functions for the Superintendent and command staff and to provide public awareness and safety education to effectively promote public safety, through June 30, 2028.**

Children's Budget Link: Not Applicable

Human Resource Policies Beneficial to Women and Families Link: Public Safety Services grants flexible work schedules, when possible, to accommodate employees with child-care or other family issues. The Department will make reasonable accommodations for known physical or mental disabilities of an applicant or employee as well as known limitations related to pregnancy, childbirth or a related medical condition. The Department has an Employee Assistance Program that provides information and guidance for employees and/or family members. In accordance with Federal Law, the Department supports all Federal and State labor laws, the Family and Medical Leave Law Act, the Americans with Disabilities Act, and the Affordable Healthcare Act and upholds practices within those guidelines, supporting employees and families.

Other Links (TANF, Tobacco Settlement, Workforce Development Commission, or Other: Not Applicable)

Explanatory Notes:

Performance Indicator	Level	Performance Indicator Name	Unit of Measure	Performance Indicator Values						
				Year End Performance Standard 2022 - 2023	Actual Year End Performance 2022 - 2023	Performance Standard as Initially Appropriated	Existing Performance Standard 2023 - 2024	Performance at Continuation Budget Level	Performance at Executive Budget Level 2024 - 2025	Performance Standard as Initially Appropriated
23537	K	Number of safety/ education presentations conducted	N	1,198	1,713	1,198	1,198	1,198	0	0
23538	K	Number of child safety seats installed	N	3,000	1,891	3,000	3,000	3,000	0	0

Footnote KS: Actual Yearend Performance 23537 - 23538: This indicator is influenced by public participation. An increase in event awareness and coordination with local safety coalitions is planned for the future to increase participation.

Performance Indicator	Level	Performance Indicator Name	Unit of Measure	General Performance Information				
				Performance Indicator Values				
				Prior Year Actual FY 2018 - 2019	Prior Year Actual FY 2019 - 2020	Prior Year Actual FY 2020 - 2021	Prior Year Actual FY 2021 - 2022	Prior Year Actual FY 2022 - 2023
25839	G	Number of policies updated	N	19	20	17	9	9
25840	G	Number of active grants	N	8	14	11	13	16

**STATE OF LOUISIANA**  
**Operational Plan Form**  
**Activities/Objectives - Performance Indicators**

**DEPARTMENT ID: 08 - Public Safety Services**

**AGENCY ID: 419 - Office of State Police**

**PROGRAM ID: 4193 - Operational Support**

**PM OBJECTIVE: 4193-09 - All commissioned personnel will attend an annual in-service training session to receive instruction in contemporary and relevant law enforcement topics and demonstrate proficiency in the use of firearms, driving, use of force, legal issues, and officer survival. Officers will attend quarterly firearms training to supplement annual in-service training.**

Children's Budget Link: Not Applicable

Human Resource Policies Beneficial to Women and Families Link: Public Safety Services grants flexible work schedules, when possible, to accommodate employees with child-care or other family issues. The Department will make reasonable accommodations for known physical or mental disabilities of an applicant or employee as well as known limitations related to pregnancy, childbirth or a related medical condition. The Department has an Employee Assistance Program that provides information and guidance for employees and/or family members. In accordance with Federal Law, the Department supports all Federal and State labor laws, the Family and Medical Leave Law Act, the Americans with Disabilities Act, and the Affordable Healthcare Act and upholds practices within those guidelines, supporting employees and families.

Other Links (TANF, Tobacco Settlement, Workforce Development Commission, or Other: Not Applicable

Explanatory Notes:

Performance Indicator	Level	Performance Indicator Name	Unit of Measure	Performance Indicator Values						
				Year End Performance Standard 2022 - 2023	Actual Year End Performance 2022 - 2023	Performance Standard as Initially Appropriated	Existing Performance Standard 2023 - 2024	Performance at Continuation Budget Level	Performance at Executive Budget Level 2024 - 2025	Performance Standard as Initially Appropriated
22424	K	Percentage of commissioned officers attending in-service courses	P	99	60	99	99	99	0	0
24182	K	Number of commissioned officers attending in-service courses	N	1,210	773	1,103	1,103	1,103	0	0
5904	K	Number of in-service courses delivered	N	22	21	36	36	36	0	0

Footnote KS: Actual Yearend Performance 24182 and 22424: Reduction is due to retirements and a lack of cadet classes to fill vacancies.

**STATE OF LOUISIANA**  
**Operational Plan Form**  
**Activities/Objectives - Performance Indicators**

**DEPARTMENT ID: 08 - Public Safety Services**

**AGENCY ID: 419 - Office of State Police**

**PROGRAM ID: 4193 - Operational Support**

**PM OBJECTIVE: 4193-10 - Through the Training activity, to conduct at least one State Police cadet class annually through June 30, 2028.**

Children's Budget Link: Not Applicable

Human Resource Policies Beneficial to Women and Families Link: Public Safety Services grants flexible work schedules, when possible, to accommodate employees with child-care or other family issues. The Department will make reasonable accommodations for known physical or mental disabilities of an applicant or employee as well as known limitations related to pregnancy, childbirth or a related medical condition. The Department has an Employee Assistance Program that provides information and guidance for employees and/or family members. In accordance with Federal Law, the Department supports all Federal and State labor laws, the Family and Medical Leave Law Act, the Americans with Disabilities Act, and the Affordable Healthcare Act and upholds practices within those guidelines, supporting employees and families.

Other Links (TANF, Tobacco Settlement, Workforce Development Commission, or Other: Not Applicable

Explanatory Notes:

Performance Indicator	Level	Performance Indicator Name	Unit of Measure	Performance Indicator Values						
				Year End Performance Standard 2022 - 2023	Actual Year End Performance 2022 - 2023	Performance Standard as Initially Appropriated	Existing Performance Standard 2023 - 2024	Performance at Continuation Budget Level	Performance at Executive Budget Level 2024 - 2025	Performance Standard as Initially Appropriated
20794	K	Number of State Police cadet classes conducted each fiscal year	N	Not Applicable	1	2	2	2	0	0
20795	S	Number of cadets entering training each fiscal year	N	Not Applicable	40	100	100	100	0	0
22425	K	Percentage of cadets successfully completing training each fiscal year	P	Not Applicable	93	83	83	83	0	0
24183	S	Number of cadets successfully completing training each fiscal year	N	Not Applicable	40	83	83	83	0	0

Footnote KS: These indicators were originally a GPI, but have been changed to a key/supporting performance indicator for more efficient reporting. Performance standards were not established for FY 23.

**STATE OF LOUISIANA**  
**Operational Plan Form**  
**Activities/Objectives - Performance Indicators**

**DEPARTMENT ID: 08 - Public Safety Services**

**AGENCY ID: 419 - Office of State Police**

**PROGRAM ID: 4193 - Operational Support**

**PM OBJECTIVE: 4193-11 - Maximize the state's return on investment to provide a unified statewide interoperable communications network among LSP, federal, state, and local governments through June 30, 2028.**

Children's Budget Link: Not Applicable

Human Resource Policies Beneficial to Women and Families Link: Public Safety Services grants flexible work schedules, when possible, to accommodate employees with child-care or other family issues. The Department will make reasonable accommodations for known physical or mental disabilities of an applicant or employee as well as known limitations related to pregnancy, childbirth or a related medical condition. The Department has an Employee Assistance Program that provides information and guidance for employees and/or family members. In accordance with Federal Law, the Department supports all Federal and State labor laws, the Family and Medical Leave Law Act, the Americans with Disabilities Act, and the Affordable Healthcare Act and upholds practices within those guidelines, supporting employees and families.

Other Links (TANF, Tobacco Settlement, Workforce Development Commission, or Other): Not Applicable

Explanatory Notes:

Performance Indicator	Level	Performance Indicator Name	Unit of Measure	Performance Indicator Values						
				Year End Performance Standard 2022 - 2023	Actual Year End Performance 2022 - 2023	Performance Standard as Initially Appropriated	Existing Performance Standard 2023 - 2024	Performance at Continuation Budget Level	Performance at Executive Budget Level 2024 - 2025	Performance Standard as Initially Appropriated
25841	K	Number of radios on the P25 LWIN System	N	90,000	118,221	90,000	90,000	125,000	0	0
25842	K	Percentage of time the statewide radio communications network is available	P	99	99.63	99	99	99	0	0
25843	K	Percentage of radio communications infrastructure preventative maintenance plan completed	P	85	100	85	85	85	0	0
25844	K	Percentage of statewide coverage area on the LWIN network	P	99	95	99	99	99	0	0

Footnote KS: 25841 - Actual Yearend: Figure inputted incorrectly. The correct yearend performance figure is 118,221.

25843 - Actual Yearend: The preventative maintenance was completed for FY 23.

25841 - Performance at Continuation: The LWIN system continues to expand as more tower sites are constructed.



**STATE OF LOUISIANA**  
**Operational Plan Form**  
**Activities/Objectives - Performance Indicators**

**DEPARTMENT ID: 08 - Public Safety Services**

**AGENCY ID: 419 - Office of State Police**

**PROGRAM ID: 4193 - Operational Support**

**PM OBJECTIVE: 4193-12 - The Technology and Business Support section will improve LSP's use of technology and efficiency during the course of this five-year plan by migrating or transforming all active functions of IBM Lotus Notes used by the Department to contemporary, serviceable technology. Inactive applications and functions of Lotus Notes will be archived by the end of the five-year plan. At a minimum, all non-supervisor Patrol personnel will have e-citation equipment and capabilities by the end of the strategic plan and will no longer utilize paper ticket books to issue misdemeanor summonses or traffic citations. This will improve the safety and efficiency of Patrol officers, allowing officers to spend less time in the presence of each violator while exposed to nearby traffic, and more time actively detecting motor vehicle violations.**

Children's Budget Link: Not Applicable

Human Resource Policies Beneficial to Women and Families Link: Public Safety Services grants flexible work schedules, when possible, to accommodate employees with child-care or other family issues. The Department will make reasonable accommodations for known physical or mental disabilities of an applicant or employee as well as known limitations related to pregnancy, childbirth or a related medical condition. The Department has an Employee Assistance Program that provides information and guidance for employees and/or family members. In accordance with Federal Law, the Department supports all Federal and State labor laws, the Family and Medical Leave Law Act, the Americans with Disabilities Act, and the Affordable Healthcare Act and upholds practices within those guidelines, supporting employees and families.

Other Links (TANF, Tobacco Settlement, Workforce Development Commission, or Other: Not Applicable

Explanatory Notes:

Performance Indicator	Level	Performance Indicator Name	Unit of Measure	Performance Indicator Values						
				Year End Performance Standard 2022 - 2023	Actual Year End Performance 2022 - 2023	Performance Standard as Initially Appropriated	Existing Performance Standard 2023 - 2024	Performance at Continuation Budget Level	Performance at Executive Budget Level 2024 - 2025	Performance Standard as Initially Appropriated
4193007	K	Percentage of RMS implementation	P	Not Applicable	Not Available	100	100	100	0	0
4193008	K	Percentage of Troops that have fully implemented e-citation	P	Not Applicable	Not Available	30	30	30	0	0
4193010	S	Number of purchase orders initiated by TBS	N	Not Applicable	Not Available	275	275	275	0	0
4193011	S	Number of phones or computers processed for data/record retention	N	Not Applicable	Not Available	300	300	300	0	0

Footnote KS: These are new indicators for FY 24. Performance Standards were not established previously. These are new indicators for FY 24. Actual Performance was not tracked previously.

**STATE OF LOUISIANA**  
**Operational Plan Form**  
**Activities/Objectives - Performance Indicators**

**DEPARTMENT ID: 08 - Public Safety Services**

**AGENCY ID: 419 - Office of State Police**

**PROGRAM ID: 4193 - Operational Support**

Performance Indicator	Level	Performance Indicator Name	Unit of Measure	General Performance Information				
				Performance Indicator Values				
				Prior Year Actual FY 2018 - 2019	Prior Year Actual FY 2019 - 2020	Prior Year Actual FY 2020 - 2021	Prior Year Actual FY 2021 - 2022	Prior Year Actual FY 2022 - 2023
4193012	G	Number of phones or computers assigned by TBS	N	Not Available	Not Available	Not Available	Not Available	Not Available
4193013	G	Number of separated/retired employees processed by TBS	N	Not Available	Not Available	Not Available	Not Available	Not Available

Footnote GPI: These are new indicators, performance has not previously been tracked.

**STATE OF LOUISIANA**  
**Operational Plan Form**  
**Activities/Objectives - Performance Indicators**

**DEPARTMENT ID: 08 - Public Safety Services**

**AGENCY ID: 419 - Office of State Police**

**PROGRAM ID: 4194 - Gaming Enforcement**

**PM OBJECTIVE: 4194-01 - To ensure compliance with statutes and rules, conduct at least one regulatory inspection of each licensed Video Draw Poker establishment each fiscal year through June 30, 2028.**

Children's Budget Link: Not Applicable

Human Resource Policies Beneficial to Women and Families Link: Public Safety Services grants flexible work schedules, when possible, to accommodate employees with child-care or other family issues. The Department will make reasonable accommodations for known physical or mental disabilities of an applicant or employee as well as known limitations related to pregnancy, childbirth or a related medical condition. The Department has an Employee Assistance Program that provides information and guidance for employees and/or family members. In accordance with Federal Law, the Department supports all Federal and State labor laws, the Family and Medical Leave Law Act, the Americans with Disabilities Act, and the Affordable Healthcare Act and upholds practices within those guidelines, supporting employees and families.

Other Links (TANF, Tobacco Settlement, Workforce Development Commission, or Other): Not Applicable

Explanatory Notes:

Performance Indicator	Level	Performance Indicator Name	Unit of Measure	Performance Indicator Values						
				Year End Performance Standard 2022 - 2023	Actual Year End Performance 2022 - 2023	Performance Standard as Initially Appropriated	Existing Performance Standard 2023 - 2024	Performance at Continuation Budget Level	Performance at Executive Budget Level 2024 - 2025	Performance Standard as Initially Appropriated
11023	K	Number of Video Draw Poker compliance inspections conducted	N	1,900	1,143	1,500	1,500	1,500	0	0
26048	S	Percentage of Video Draw Poker compliance inspections that resulted in a violation being issued.	P	15	8	15	15	15	0	0

Footnote KS:  
 Actual Yearend Performance 11023: The Division was unable to conduct on-site inspections due to personnel shortages.  
 26048: This is outside of the agency's control.

**STATE OF LOUISIANA**  
**Operational Plan Form**  
**Activities/Objectives - Performance Indicators**

**DEPARTMENT ID: 08 - Public Safety Services**

**AGENCY ID: 419 - Office of State Police**

**PROGRAM ID: 4194 - Gaming Enforcement**

**PM OBJECTIVE: 4194-02 - To annually perform 100% of the inspections in the Casino Compliance Inspection Plan through June 30, 2028, ensuring that each casino complies with statutes, rules, and internal controls.**

Children's Budget Link: Not Applicable

Human Resource Policies Beneficial to Women and Families Link: Public Safety Services grants flexible work schedules, when possible, to accommodate employees with child-care or other family issues. The Department will make reasonable accommodations for known physical or mental disabilities of an applicant or employee as well as known limitations related to pregnancy, childbirth or a related medical condition. The Department has an Employee Assistance Program that provides information and guidance for employees and/or family members. In accordance with Federal Law, the Department supports all Federal and State labor laws, the Family and Medical Leave Law Act, the Americans with Disabilities Act, and the Affordable Healthcare Act and upholds practices within those guidelines, supporting employees and families.

Other Links (TANF, Tobacco Settlement, Workforce Development Commission, or Other: Not Applicable)

Explanatory Notes:

Performance Indicator	Level	Performance Indicator Name	Unit of Measure	Performance Indicator Values						
				Year End Performance Standard 2022 - 2023	Actual Year End Performance 2022 - 2023	Performance Standard as Initially Appropriated	Existing Performance Standard 2023 - 2024	Performance at Continuation Budget Level	Performance at Executive Budget Level 2024 - 2025	Performance Standard as Initially Appropriated
25500	S	Number of casino gaming inspections completed	N	3,570	2,856	3,570	3,570	3,570	0	0
25501	K	Percentage of inspections completed in accordance with the Casino Compliance Inspection Plan	P	100	80	100	100	100	0	0
25502	K	Percentage of Casino Gaming inspections that resulted in a violation being issued	P	3	8.82	3	3	3	0	0

Footnote KS:

Actual Yearend Performance 25500 and 25501: Agents routinely assist with licensee projects, which limits their ability to complete inspections.  
 25502: This is outside of the agency's control.

**STATE OF LOUISIANA**  
**Operational Plan Form**  
**Activities/Objectives - Performance Indicators**

**DEPARTMENT ID: 08 - Public Safety Services**

**AGENCY ID: 419 - Office of State Police**

**PROGRAM ID: 4194 - Gaming Enforcement**

**PM OBJECTIVE: 4194-03 - To continue processing new Video Draw Poker Type 1 and Type 2 approval applications within the targeted 45 day time frame. To continue processing new Video Draw Poker Type 3 through type 8 applications within the 180 day targeted time frame.**

Children's Budget Link: Not Applicable

Human Resource Policies Beneficial to Women and Families Link: Public Safety Services grants flexible work schedules, when possible, to accommodate employees with child-care or other family issues. The Department will make reasonable accommodations for known physical or mental disabilities of an applicant or employee as well as known limitations related to pregnancy, childbirth or a related medical condition. The Department has an Employee Assistance Program that provides information and guidance for employees and/or family members. In accordance with Federal Law, the Department supports all Federal and State labor laws, the Family and Medical Leave Law Act, the Americans with Disabilities Act, and the Affordable Healthcare Act and upholds practices within those guidelines, supporting employees and families.

Other Links (TANF, Tobacco Settlement, Workforce Development Commission, or Other: Not Applicable)

Explanatory Notes:

Performance Indicator	Level	Performance Indicator Name	Unit of Measure	Performance Indicator Values						
				Year End Performance Standard 2022 - 2023	Actual Year End Performance 2022 - 2023	Performance Standard as Initially Appropriated	Existing Performance Standard 2023 - 2024	Performance at Continuation Budget Level	Performance at Executive Budget Level 2024 - 2025	Performance Standard as Initially Appropriated
20918	K	Average number of days to complete the processing of a new Video Draw Poker Type 1 and Type 2 approval application	N	45	48	45	45	45	0	0
25503	S	Average number of days to complete the processing of a new Video Draw Poker Type 3 through Type 8 approval application	N	90	41	90	90	90	0	0

Footnote KS: Actual Yearend Performance - 20918 and 25503: This number is dependent upon the number of applications submitted during the quarter.

**STATE OF LOUISIANA**  
**Operational Plan Form**  
**Activities/Objectives - Performance Indicators**

**DEPARTMENT ID: 08 - Public Safety Services**

**AGENCY ID: 419 - Office of State Police**

**PROGRAM ID: 4194 - Gaming Enforcement**

**PM OBJECTIVE: 4194-04 - To certify each casino slot system monthly to ensure that the slot system is running approved software and accurately reporting meters, through June 30, 2028.**

Children's Budget Link: Not Applicable

Human Resource Policies Beneficial to Women and Families Link: Public Safety Services grants flexible work schedules, when possible, to accommodate employees with child-care or other family issues. The Department will make reasonable accommodations for known physical or mental disabilities of an applicant or employee as well as known limitations related to pregnancy, childbirth or a related medical condition. The Department has an Employee Assistance Program that provides information and guidance for employees and/or family members. In accordance with Federal Law, the Department supports all Federal and State labor laws, the Family and Medical Leave Law Act, the Americans with Disabilities Act, and the Affordable Healthcare Act and upholds practices within those guidelines, supporting employees and families.

Other Links (TANF, Tobacco Settlement, Workforce Development Commission, or Other): Not Applicable

Explanatory Notes:

Performance Indicator	Level	Performance Indicator Name	Unit of Measure	Performance Indicator Values						
				Year End Performance Standard 2022 - 2023	Actual Year End Performance 2022 - 2023	Performance Standard as Initially Appropriated	Existing Performance Standard 2023 - 2024	Performance at Continuation Budget Level	Performance at Executive Budget Level 2024 - 2025	Performance Standard as Initially Appropriated
25504	S	Number of electronic gaming devices randomly inspected	N	1,824	1,668	1,600	1,600	1,600	0	0
25505	K	Percentage of electronic gaming devices inspected	P	8	8.9	8	8	8	0	0
25506	S	Number of slot system certifications completed	N	240	231	240	240	240	0	0

Footnote KS: Actual Yearend Performance 25504 and 25505: Inspections are less than anticipated due to higher-priority casino projects.

**STATE OF LOUISIANA**  
**Operational Plan Form**  
**Activities/Objectives - Performance Indicators**

**DEPARTMENT ID: 08 - Public Safety Services**

**AGENCY ID: 419 - Office of State Police**

**PROGRAM ID: 4194 - Gaming Enforcement**

**PM OBJECTIVE: 4194-05 - To ensure that 100% of all electronic gaming devices at all licensed video draw poker establishments are running approved software and are accurately reporting meters, through June 30, 2028. To ensure that all video draw poker device owner warehouses are inspected during each year.**

Children's Budget Link: Not Applicable

Human Resource Policies Beneficial to Women and Families Link: Public Safety Services grants flexible work schedules, when possible, to accommodate employees with child-care or other family issues. The Department will make reasonable accommodations for known physical or mental disabilities of an applicant or employee as well as known limitations related to pregnancy, childbirth or a related medical condition. The Department has an Employee Assistance Program that provides information and guidance for employees and/or family members. In accordance with Federal Law, the Department supports all Federal and State labor laws, the Family and Medical Leave Law Act, the Americans with Disabilities Act, and the Affordable Healthcare Act and upholds practices within those guidelines, supporting employees and families.

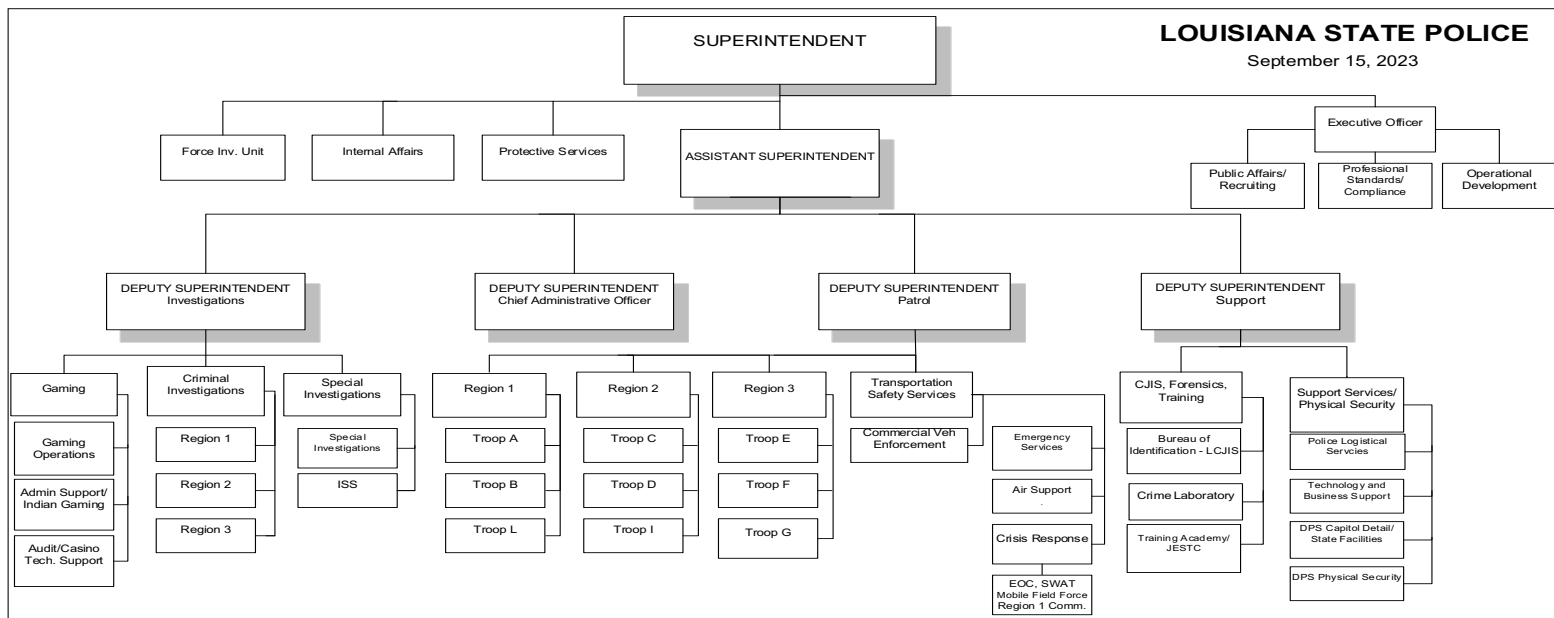
Other Links (TANF, Tobacco Settlement, Workforce Development Commission, or Other): Not Applicable

Explanatory Notes:

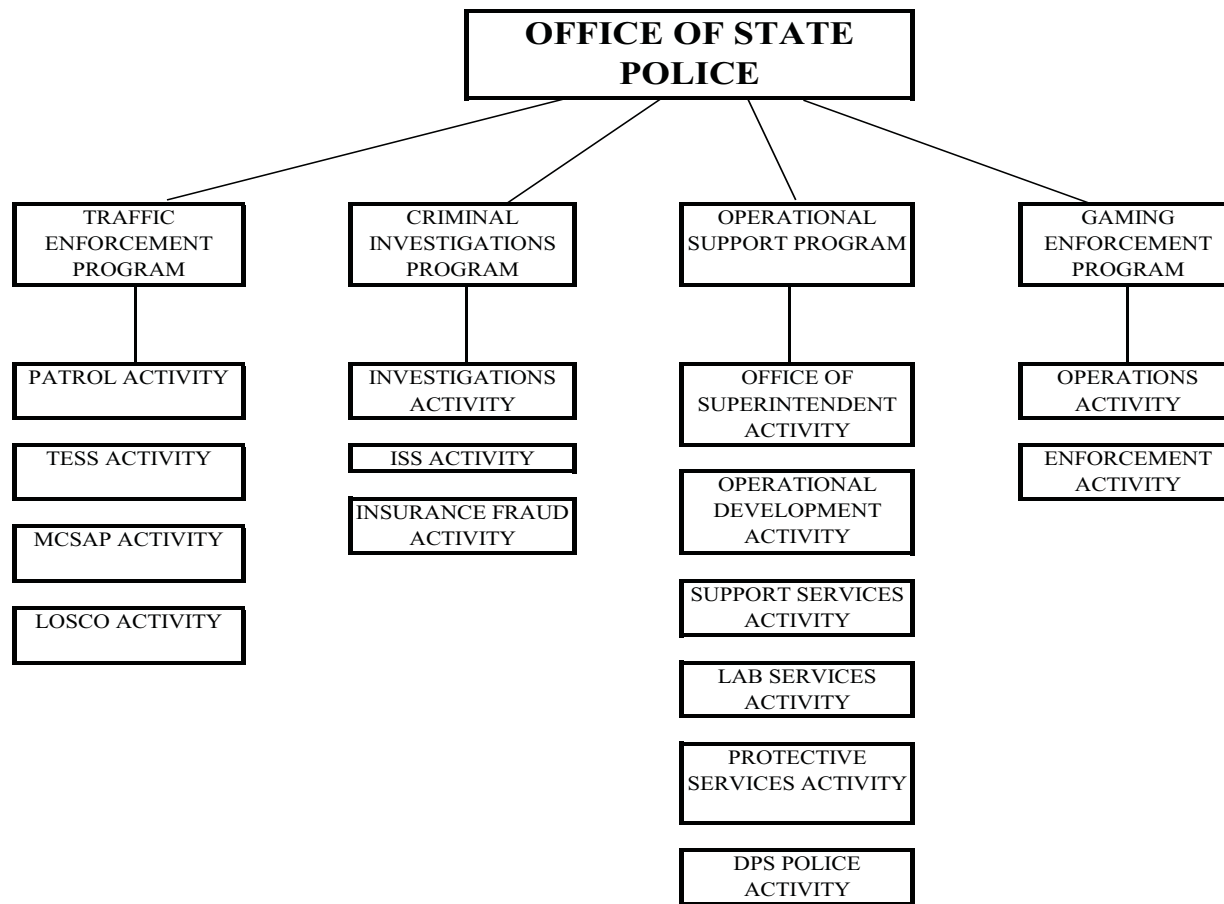
Performance Indicator	Level	Performance Indicator Name	Unit of Measure	Performance Indicator Values						
				Year End Performance Standard 2022 - 2023	Actual Year End Performance 2022 - 2023	Performance Standard as Initially Appropriated	Existing Performance Standard 2023 - 2024	Performance at Continuation Budget Level	Performance at Executive Budget Level 2024 - 2025	Performance Standard as Initially Appropriated
26049	K	Number of Video Draw Poker Device owner warehouse inspections	N	250	250	250	250	250	0	0
26050	S	Number of new location enrollments processed	N	120	91	100	100	100	0	0
26051	S	Number of location coordinated moves processed	N	600	925	600	600	600	0	0

Footnote KS: Actual Yearend Performance - 26050 and 26051: This is industry driven and outside the control of LSP.

Performance Indicator	Level	Performance Indicator Name	Unit of Measure	General Performance Information				
				Performance Indicator Values				
				Prior Year Actual FY 2018 - 2019	Prior Year Actual FY 2019 - 2020	Prior Year Actual FY 2020 - 2021	Prior Year Actual FY 2021 - 2022	Prior Year Actual FY 2022 - 2023
25845	G	Number of individuals arrested by the Gaming Enforcement Division	N	427	350	460	205	522









This page has been intentionally left blank

# Budget Request Overview

## AGENCY SUMMARY STATEMENT

### Total Agency

#### Means of Financing

Description	FY2022-2023 Actuals	Existing Operating Budget as of 10/01/2023	FY2024-2025 Total Request	Over/Under EOB	Percent Change
STATE GENERAL FUND (Direct)	12,468,207	60,618,694	94,910,720	34,292,026	56.57%
STATE GENERAL FUND BY:	—	—	—	—	—
INTERAGENCY TRANSFERS	27,107,548	30,739,249	33,245,804	2,506,555	8.15%
FEES & SELF-GENERATED	196,851,138	204,602,564	203,908,231	(694,333)	(0.34)%
STATUTORY DEDICATIONS	97,213,479	102,322,905	102,322,905	—	—
FEDERAL FUNDS	7,308,610	14,134,908	13,894,158	(240,750)	(1.70)%
<b>TOTAL MEANS OF FINANCING</b>	<b>\$340,948,981</b>	<b>\$412,418,320</b>	<b>\$448,281,818</b>	<b>\$35,863,498</b>	<b>8.70%</b>

**Fees and Self-Generated**

Description	FY2022-2023 Actuals	Existing Operating Budget as of 10/01/2023	FY2024-2025 Total Request	Over/Under EOB	Percent Change
Fees & Self-generated	150,928,352	156,057,589	155,335,443	(722,146)	(0.46)%
Insurance Fraud Investigation Fund	4,105,183	5,187,785	5,187,785	—	—
Motorcycle Safety & Operator Train. Prog	267,602	292,000	319,813	27,813	9.53%
Public Safety DWI Testing	440,706	440,825	440,825	—	—
Louisiana Towing and Storage Fund	277,385	300,000	300,000	—	—
Concealed Handgun Permit Fund	2,990,351	4,400,000	4,400,000	—	—
Right to Know Fund	26,069	26,069	26,069	—	—
Explosives Trust Fund	168,375	251,182	251,182	—	—
Sex Offender Registry Technology Fund	25,000	25,000	25,000	—	—
Criminal Identification and Information	6,500,000	6,500,000	6,500,000	—	—
Unified Carrier Registration Agreement	1,788,049	1,788,049	1,788,049	—	—
Insurance Verification System Fund	29,334,065	29,334,065	29,334,065	—	—
<b>Total:</b>	<b>\$196,851,138</b>	<b>\$204,602,564</b>	<b>\$203,908,231</b>	<b>\$(694,333)</b>	<b>(0.34)%</b>

**Statutory Dedications**

Description	FY2022-2023 Actuals	Existing Operating Budget as of 10/01/2023	FY2024-2025 Total Request	Over/Under EOB	Percent Change
Tobacco Tax Health Care Fund	3,643,512	3,662,986	3,662,986	—	—
Video Draw Poker Device Fund	5,297,174	5,297,174	5,297,174	—	—
Riverboat Gaming Enforcement Fund	65,816,018	49,858,645	49,858,645	—	—
Pari-mutuel Live Racing Facility Gaming	1,952,084	1,952,084	1,952,084	—	—
Sports Wagering Enforcement Fund	1,700,000	1,700,000	1,700,000	—	—
Natural Resource Restoration Trust Fund	—	2,175,000	2,175,000	—	—
Underground Damages Prevention Fund	—	15,000	15,000	—	—
Hazardous Materials Emergency Response	106,453	106,453	106,453	—	—
Louisiana State Police Salary Fund	15,600,000	29,800,000	29,800,000	—	—
DPS Peace Officers Fund	249,000	249,000	249,000	—	—
Oil Spill Contingency Fund	2,849,238	7,506,563	7,506,563	—	—
<b>Total:</b>	<b>\$97,213,479</b>	<b>\$102,322,905</b>	<b>\$102,322,905</b>	<b>—</b>	<b>—</b>

Agency Expenditures

Description	FY2022-2023 Actuals	Existing Operating Budget as of 10/01/2023	FY2024-2025 Total Request	Over/Under EOB	Percent Change
Salaries	136,976,786	151,927,484	168,138,549	16,211,065	10.67%
Other Compensation	7,220,066	4,870,161	8,014,681	3,144,520	64.57%
Related Benefits	94,562,279	109,740,186	116,113,937	6,373,751	5.81%
<b>TOTAL PERSONAL SERVICES</b>	<b>\$238,759,131</b>	<b>\$266,537,831</b>	<b>\$292,267,167</b>	<b>\$25,729,336</b>	<b>9.65%</b>
Travel	1,081,480	1,700,421	2,091,387	390,966	22.99%
Operating Services	12,661,684	23,038,567	33,995,509	10,956,942	47.56%
Supplies	14,857,796	15,754,111	16,850,894	1,096,783	6.96%
<b>TOTAL OPERATING EXPENSES</b>	<b>\$28,600,961</b>	<b>\$40,493,099</b>	<b>\$52,937,790</b>	<b>\$12,444,691</b>	<b>30.73%</b>
<b>PROFESSIONAL SERVICES</b>	<b>\$760,566</b>	<b>\$3,023,293</b>	<b>\$859,043</b>	<b>\$(2,164,250)</b>	<b>(71.59)%</b>
Other Charges	39,432,321	42,513,673	46,657,174	4,143,501	9.75%
Debt Service	—	—	—	—	—
Interagency Transfers	36,649,696	42,011,235	49,553,832	7,542,597	17.95%
<b>TOTAL OTHER CHARGES</b>	<b>\$76,082,017</b>	<b>\$84,524,908</b>	<b>\$96,211,006</b>	<b>\$11,686,098</b>	<b>13.83%</b>
Acquisitions	(3,253,694)	17,839,189	3,780,827	(14,058,362)	(78.81)%
Major Repairs	—	—	2,225,985	2,225,985	—
<b>TOTAL ACQ. &amp; MAJOR REPAIRS</b>	<b>\$(3,253,694)</b>	<b>\$17,839,189</b>	<b>\$6,006,812</b>	<b>\$(11,832,377)</b>	<b>(66.33)%</b>
<b>TOTAL EXPENDITURES</b>	<b>\$340,948,981</b>	<b>\$412,418,320</b>	<b>\$448,281,818</b>	<b>\$35,863,498</b>	<b>8.70%</b>

Agency Positions

Classified	1,759	1,769	1,793	24	1.36%
Unclassified	12	12	12	—	—
<b>TOTAL AUTHORIZED T.O. POSITIONS</b>	<b>1,771</b>	<b>1,781</b>	<b>1,805</b>	<b>24</b>	<b>1.35%</b>
<b>TOTAL AUTHORIZED OTHER CHARGES POSITIONS</b>	<b>—</b>	<b>—</b>	<b>—</b>	<b>—</b>	<b>—</b>
<b>TOTAL NON-T.O. FTE POSITIONS</b>	<b>43</b>	<b>43</b>	<b>43</b>	<b>—</b>	<b>—</b>
<b>TOTAL POSITIONS</b>	<b>1,814</b>	<b>1,824</b>	<b>1,848</b>	<b>24</b>	<b>1.32%</b>

Cost Detail

Means of Financing

Description	FY2022-2023 Actuals	Existing Operating Budget as of 10/01/2023	FY2024-2025 Total Request	Over/Under EOB
State General Fund	12,468,207	60,618,694	94,910,720	34,292,026
Interagency Transfers	27,107,548	30,739,249	33,245,804	2,506,555
Fees & Self-generated	150,928,352	156,057,589	155,335,443	(722,146)
Insurance Fraud Investigation Fund	4,105,183	5,187,785	5,187,785	—
Motorcycle Safety & Operator Train. Prog	267,602	292,000	319,813	27,813
Public Safety DWI Testing	440,706	440,825	440,825	—
Louisiana Towing and Storage Fund	277,385	300,000	300,000	—
Concealed Handgun Permit Fund	2,990,351	4,400,000	4,400,000	—
Right to Know Fund	26,069	26,069	26,069	—
Explosives Trust Fund	168,375	251,182	251,182	—
Sex Offender Registry Technology Fund	25,000	25,000	25,000	—
Criminal Identification and Information	6,500,000	6,500,000	6,500,000	—
Unified Carrier Registration Agreement	1,788,049	1,788,049	1,788,049	—
Insurance Verification System Fund	29,334,065	29,334,065	29,334,065	—
Tobacco Tax Health Care Fund	3,643,512	3,662,986	3,662,986	—
Video Draw Poker Device Fund	5,297,174	5,297,174	5,297,174	—
Riverboat Gaming Enforcement Fund	65,816,018	49,858,645	49,858,645	—
Pari-mutuel Live Racing Facility Gaming	1,952,084	1,952,084	1,952,084	—
Sports Wagering Enforcement Fund	1,700,000	1,700,000	1,700,000	—
Natural Resource Restoration Trust Fund	—	2,175,000	2,175,000	—
Underground Damages Prevention Fund	—	15,000	15,000	—
Hazardous Materials Emergency Response	106,453	106,453	106,453	—
Louisiana State Police Salary Fund	15,600,000	29,800,000	29,800,000	—
DPS Peace Officers Fund	249,000	249,000	249,000	—
Oil Spill Contingency Fund	2,849,238	7,506,563	7,506,563	—
Federal Funds	7,308,610	14,134,908	13,894,158	(240,750)
<b>Total:</b>	<b>\$340,948,981</b>	<b>\$412,418,320</b>	<b>\$448,281,818</b>	<b>\$35,863,498</b>

Salaries

Commitment Item	Name	FY2022-2023 Actuals	Existing Operating Budget as of 10/01/2023	FY2024-2025 Total Request	Over/Under EOB
5110010	SAL-CLASS-TO-REG	109,509,374	116,406,574	132,398,339	15,991,765
5110015	SAL-CLASS-TO-OT	24,393,481	32,055,882	32,123,382	67,500
5110020	SAL-CLASS-TO-TERM	1,416,660	1,737,402	1,737,402	—
5110025	SAL-UNCLASS-TO-REG	1,537,476	1,727,626	1,879,426	151,800
5110030	SAL-UNCLASS-TO-OT	54,281	—	—	—
5110035	SAL-UNCLASS-TO-TERM	65,514	—	—	—
<b>Total Salaries:</b>		<b>\$136,976,786</b>	<b>\$151,927,484</b>	<b>\$168,138,549</b>	<b>\$16,211,065</b>

Other Compensation

Commitment Item	Name	FY2022-2023 Actuals	Existing Operating Budget as of 10/01/2023	FY2024-2025 Total Request	Over/Under EOB
5120010	COMPENSATION/WAGES	6,683,197	4,539,201	7,711,001	3,171,800
5120035	STUDENT LABOR	294,335	330,960	303,680	(27,280)
5120105	COMP-CL-NON TO-OT	237,956	—	—	—
5120110	COMP-CL-NON TO-TERM	4,579	—	—	—
<b>Total Other Compensation:</b>		<b>\$7,220,066</b>	<b>\$4,870,161</b>	<b>\$8,014,681</b>	<b>\$3,144,520</b>

Related Benefits

Commitment Item	Name	FY2022-2023 Actuals	Existing Operating Budget as of 10/01/2023	FY2024-2025 Total Request	Over/Under EOB
5130010	RET CONTR-STATE EMP	14,725,075	15,686,941	18,188,753	2,501,812
5130020	RET CONTR-TEACHERS	8,987	—	17,345	17,345
5130030	RET CONTR-OTHER	47,100,042	60,622,918	61,333,089	710,171
5130050	POSTRET BENEFITS	14,976,103	14,781,561	14,781,561	—
5130055	FICA TAX (OASDI)	96,812	207,309	147,520	(59,789)
5130060	MEDICARE TAX	2,001,823	1,966,992	2,050,897	83,905
5130065	UNEMPLOYMENT BENEFIT	10,067	—	—	—
5130070	GRP INS CONTRIBUTION	13,593,097	14,077,358	17,134,157	3,056,799



Related Benefits *(continued)*

Commitment Item	Name	FY2022-2023 Actuals	Existing Operating Budget as of 10/01/2023	FY2024-2025 Total Request	Over/Under EOB
5130085	OTH RELATED BENEFIT	(79)	—	—	—
5130090	TAXABLE FRINGE BEN	2,050,351	2,397,107	2,460,615	63,508
<b>Total Related Benefits:</b>		<b>\$94,562,279</b>	<b>\$109,740,186</b>	<b>\$116,113,937</b>	<b>\$6,373,751</b>

Travel

Commitment Item	Name	FY2022-2023 Actuals	Existing Operating Budget as of 10/01/2023	FY2024-2025 Total Request	Over/Under EOB
5210010	IN-STATE TRAVEL-ADM	142,807	666,642	721,645	55,003
5210015	IN-STATE TRAVEL-CONF	169,192	235,107	553,096	317,989
5210020	IN-STATE TRAV-FIELD	53,749	763,598	780,782	17,184
5210026	IN-STTRV-MEAL REIMB	646	—	—	—
5210030	IN-STATE TRV-IT/TRN	35,502	35,074	35,864	790
5210050	OUT-OF-STATE TRV-ADM	169,928	—	—	—
5210055	OUT-OF-STTRV-CONF	344,688	—	—	—
5210060	OUT-OF-STTRV-FIELD	36,124	—	—	—
5210065	OUT-OF-STTRV-BD MEM	608	—	—	—
5210070	OUT-OF-STTRV-IT/TRN	23,113	—	—	—
5210105	STAFF TRAINING	32,576	—	—	—
5210110	CONFERENCE REG FEES	43,388	—	—	—
5210115	CERTIFICATION FEES	29,159	—	—	—
<b>Total Travel:</b>		<b>\$1,081,480</b>	<b>\$1,700,421</b>	<b>\$2,091,387</b>	<b>\$390,966</b>

Operating Services

Commitment Item	Name	FY2022-2023 Actuals	Existing Operating Budget as of 10/01/2023	FY2024-2025 Total Request	Over/Under EOB
5310001	SERV-ADVERTISING	2,360	830	300,849	300,019
5310003	SERV-MARKETING	765	—	—	—
5310004	SERV-BANK FEES	1	—	—	—
5310005	SERV-PRINTING	46,506	84,243	86,139	1,896

Operating Services (continued)

Commitment Item	Name	FY2022-2023 Actuals	Existing Operating Budget as of 10/01/2023	FY2024-2025 Total Request	Over/Under EOB
5310007	SERV-TRANSPORTATION	2,052	—	—	—
5310008	SERV-OFFICE RELOC EX	216	—	—	—
5310009	SERV-MOVING SERVICES	3,183	—	—	—
5310010	SERV-DUES & OTHER	32,899	66,540	68,038	1,498
5310011	SERV-SUBSCRIPTIONS	25,019	—	—	—
5310012	SERV-DATA MODEL/MAP	241	30,500	31,186	686
5310013	SERV-LAB FEES	12,222	10,000	10,225	225
5310014	SERV-DRUG TESTING	4,358	—	—	—
5310015	SERV-SECURITY	2,101,418	1,816,800	1,857,680	40,880
5310016	SERV-PURCHASED	448	—	—	—
5310017	SERV-DOC DESTRUCTION	2,136	—	—	—
5310019	SERV-FREIGHT	16,496	—	—	—
5310021	SERV-FOOD SERV MGMT	1,033	—	—	—
5310025	SERV-LOCKSMITH	12,167	—	—	—
5310026	SERV-INVESTIGATE EXP	14,573	—	—	—
5310030	SERV-ADMIN FEES	1,340	—	—	—
5310031	SER-CRDT CRD TRN FEE	8,407	—	—	—
5310032	SER-CRDT CRD DIS FEE	6,155	25,000	25,562	562
5310033	SERV-OTH LAB-VET	1,423	—	—	—
5310037	SERV - TRAINING	11,659	—	—	—
5310040	SERV-BANK (NON-DEBT)	8,709	—	—	—
5310047	SERV-PRINTING	225	—	—	—
5310049	SERV-DUES & OTHER	5,301	—	—	—
5310050	SERV-DUES & OTHER	17,773	—	—	—
5310400	SERV-MISC	58,203	1,039,595	1,062,987	23,392
5320001	INS-AUTOMOTIVE	8,185	—	—	—
5320002	INS-WORKMAN-ÍS COMP	277	—	—	—

Operating Services (continued)

Commitment Item	Name	FY2022-2023 Actuals	Existing Operating Budget as of 10/01/2023	FY2024-2025 Total Request	Over/Under EOB
5320005	INS-LIABILITY	34	—	—	—
5330001	MAINT-BUILDINGS	205,267	260,500	266,364	5,864
5330003	MAINT-PESTCONTROL	11,160	14,000	14,316	316
5330004	MAINT-GARBAGE DISP	48,022	50,300	51,432	1,132
5330005	MAINT-WSTDISP-SHRED	4,328	—	—	—
5330006	MAINT-HAZ WASTE DISP	7,435	—	—	—
5330007	MAINT-PROPERTY	74,491	53,590	54,796	1,206
5330008	MAINT-EQUIPMENT	241,781	607,251	620,919	13,668
5330011	MAINT-COMMUNICTN EQP	38,022	—	—	—
5330012	MAINT-JANITORIAL	57,386	57,800	59,102	1,302
5330013	MAINT-CLEANING SERV	8,813	—	—	—
5330014	MAINT-GROUNDS	113,093	63,750	65,185	1,435
5330016	MAINT-DATA PROC EQP	5,466	—	—	—
5330017	MAINT-DATA SOFTWARE	7,066	—	357,200	357,200
5330018	MAINT-AUTO REPAIRS	1,971,782	1,906,088	2,098,979	192,891
5330019	MAINT-ATVS	7,150	—	—	—
5330026	MAINT-SOFTWRE MTCE	1,097	—	—	—
5330027	MAINT-VEHICLE TRACK	2,540	—	—	—
5340010	RENT-REAL ESTATE	1,320,508	1,410,000	1,441,725	31,725
5340015	RENT-OPER COST-BLDG	209,548	—	—	—
5340020	RENT-EQUIPMENT	110,760	146,195	149,486	3,291
5340025	RENT-AUTOMOBILES	5,186	—	—	—
5340030	RENT-DATA PROC EQUIP	4,068	5,375	5,497	122
5340045	RENT-STORAGE SPACE	4,979	—	—	—
5340070	RENT-OTHER	85,433	52,200	53,377	1,177
5340075	RENT-UNIFORM/CLOTHNG	9,827	25,000	25,564	564
5340076	MIPA-PRINCIPAL	2,762,406	12,298,962	22,812,011	10,513,049

Operating Services (continued)

Commitment Item	Name	FY2022-2023 Actuals	Existing Operating Budget as of 10/01/2023	FY2024-2025 Total Request	Over/Under EOB
5340078	RENT-DATA-LIC SOFT	3,913	5,350	5,470	120
5350001	UTIL-INTERNET PROVID	49,863	43,300	44,274	974
5350002	UTIL-DATA LINE/CIRCT	1,761	18,000	18,405	405
5350003	UTIL-DATA PROCESSING	87	—	—	—
5350004	UTIL-TELEPHONE SERV	410,366	793,284	236,917	(556,367)
5350005	UTIL-OTHER COMM SERV	450,574	267,469	242,718	(24,751)
5350006	UTIL-MAIL/DEL/POST	87,947	51,790	52,954	1,164
5350007	UTIL-POSTAGE DUE	1,013	—	—	—
5350008	UTIL-DEL UPS/FED EXP	710	—	—	—
5350009	UTIL-GAS	328,556	435,415	445,216	9,801
5350010	UTIL-ELECTRICITY	1,458,972	1,262,540	1,290,953	28,413
5350011	UTIL-WATER	95,993	135,900	138,960	3,060
5350012	UTIL-CABLE	27,430	—	—	—
5350013	UTIL-BOTTLED GAS	230	—	—	—
5350014	UTIL-OIL	51	—	—	—
5350017	UTIL-OPR SER-LAUNDRY	10,735	—	—	—
5350018	UTIL-MAIL/DEL/POST	145	—	—	—
5350021	UTIL-SEWER	4,025	—	—	—
5350400	UTIL-OTHER	5,917	1,000	1,023	23
<b>Total Operating Services:</b>		<b>\$12,661,684</b>	<b>\$23,038,567</b>	<b>\$33,995,509</b>	<b>\$10,956,942</b>

Supplies

Commitment Item	Name	FY2022-2023 Actuals	Existing Operating Budget as of 10/01/2023	FY2024-2025 Total Request	Over/Under EOB
5410001	SUP-OFFICE SUPPLIES	625,956	565,521	600,451	34,930
5410002	SUP-TELEPH & ACCESS	21,684	—	—	—
5410003	SUP-BANKING	937	—	—	—

Supplies (continued)

Commitment Item	Name	FY2022-2023 Actuals	Existing Operating Budget as of 10/01/2023	FY2024-2025 Total Request	Over/Under EOB
5410004	SUP-SECURITY/LAW ENF	339,855	144,480	1,088,075	943,595
5410005	SUP-PHARMACEUTICAL	4,862	7,625	7,797	172
5410006	SUP-COMPUTER	298,346	112,556	115,093	2,537
5410007	SUP-CLOTHING/UNIFORM	715,633	1,461,973	1,525,647	63,674
5410008	SUP-MEDICAL	33,109	7,010	7,167	157
5410009	SUP-EDUCATION & REC	49,663	7,000	7,157	157
5410010	SUP-TEXTBOOKS	20,444	—	—	—
5410011	SUP-WORKBOOKS	16,842	—	—	—
5410013	SUP-FOOD & BEVERAGE	484,494	391,398	400,209	8,811
5410015	SUP-AUTO	426,548	590,000	1,023,275	433,275
5410016	SUP-BLD	256,370	260,163	255,236	(4,927)
5410017	SUP-JANITORIAL	190,805	113,896	116,460	2,564
5410018	SUP-FARM	4,840	—	—	—
5410019	SUP-CHEMICAL/GAS MAT	25,402	—	—	—
5410020	SUP-COMMUNICATIONS	29,961	—	—	—
5410021	SUP-ELECTRONICS/ELEC	77,551	16,500	16,872	372
5410022	SUP-FUELS/LUBRICANTS	24,114	—	—	—
5410023	SUP-PERSONAL	21,321	19,000	19,428	428
5410024	SUP-INDUSTMAN/PROC	96	—	—	—
5410025	SUP-LAB SUPPLIES	1,795,245	1,099,133	1,074,572	(24,561)
5410027	SUP-OTHER MEDICAL	1,753	3,650	3,732	82
5410028	SUP-STORAGE/PACKAGNG	73,682	—	—	—
5410029	SUP-TEXTILES	5,100	—	—	—
5410030	SUP-TOOLS	121,313	42,207	43,157	950
5410031	SUP-REP/MNT SUP-AUTO	378,894	1,168,867	1,195,168	26,301
5410032	SUP-REP/MNT SUP-OTHR	150,441	272,314	32,863	(239,451)
5410034	SUP-HORTICULTURE	1,148	—	—	—

Supplies (continued)

Commitment Item	Name	FY2022-2023 Actuals	Existing Operating Budget as of 10/01/2023	FY2024-2025 Total Request	Over/Under EOB
5410035	SUP-SOFTWARE	26,683	21,700	22,189	489
5410036	SUP-FUELTRAC	5,454,503	6,961,843	7,118,489	156,646
5410039	SUP - AMMUNITIONS	7,798	—	—	—
5410040	SUP - WEAPONS	66,969	—	—	—
5410041	SUP-OYST.CULTCH MAT	289	—	—	—
5410046	SUP-AIRPLANE MTCE	183	—	—	—
5410048	SUP-FACILITIES	42,712	—	—	—
5410052	SUP-OFF ROAD DIESEL	1,906	—	—	—
5410053	SUP-PROT APP & EQUIP	593	—	—	—
5410054	SUP-STORES INCREASE	987,439	1,020,500	1,043,461	22,961
5410057	SUP-DISPO TABLEWARE	1,075	—	—	—
5410110	INVENTORY-TRADE-IM	(58,042)	—	—	—
5410400	SUP-OTHER	1,410,401	1,466,775	1,134,396	(332,379)
5410510	SUP-CONS INV TRAD-IM	740,187	—	—	—
5410520	G/L-INV PRICE VAR-IM	(29,245)	—	—	—
5410900	SUPPLIES - ACQ	7,936	—	—	—
<b>Total Supplies:</b>		<b>\$14,857,796</b>	<b>\$15,754,111</b>	<b>\$16,850,894</b>	<b>\$1,096,783</b>

Professional Services

Commitment Item	Name	FY2022-2023 Actuals	Existing Operating Budget as of 10/01/2023	FY2024-2025 Total Request	Over/Under EOB
5510004	PROF SERV-ENG/ARCHIT	85	—	—	—
5510007	PROF SERV-MED/DEN	630	—	—	—
5510009	PROF SERV-VETERINARY	26,900	12,000	12,270	270
5510010	PROF SRV-INVEST/RES	11,093	5,500	5,624	124
5510012	PROF SERV-EDUCATION	153,264	—	—	—
5510013	PROF SERV-IT	1,439	—	—	—
5510020	PROF SERV-BLD/CONSTR	68,636	—	—	—

Professional Services (continued)

Commitment Item	Name	FY2022-2023 Actuals	Existing Operating Budget as of 10/01/2023	FY2024-2025 Total Request	Over/Under EOB
5510021	PROF SERV-ENVIRONMTL	2,124	—	—	—
5510022	PROF SERV-FARM/FORES	23,700	—	—	—
5510023	PROF SERV-INDUSTCLN	11,371	—	—	—
5510025	PROF SRV-PUB SAFETY	2,278	—	—	—
5510027	PROF SERV-TRANS/STOR	121,905	—	—	—
5510028	PROF SERV-ADV/PRINT	8,263	—	—	—
5510400	PROF SERV-OTHER	328,878	3,005,793	841,149	(2,164,644)
<b>Total Professional Services:</b>		<b>\$760,566</b>	<b>\$3,023,293</b>	<b>\$859,043</b>	<b>\$(2,164,250)</b>

Other Charges

Commitment Item	Name	FY2022-2023 Actuals	Existing Operating Budget as of 10/01/2023	FY2024-2025 Total Request	Over/Under EOB
5610002	LOC AID-LOCAL GOVT	6,843,203	2,125,700	2,125,700	—
5610003	OTHER PUBLIC ASST	308	1,668,849	1,668,849	—
5620014	MISC-JUDGMENTS	102,250	—	—	—
5620024	MISC-TUITION	8,649	—	—	—
5620044	MISC-RECOUP STEE PY	25	—	—	—
5620063	MISC-OPERATNG SVCS	13,291,542	12,237,683	12,935,848	698,165
5620064	MISC-PROF SVCS	573,674	8,673,595	8,371,773	(301,822)
5620065	MISC-SUPPLIES OTHER	3,564,503	15,648,211	16,248,331	600,120
5620066	MISC-TRVL IN STATE	318,131	626,064	626,064	—
5620067	MISC-TR OUT OF STATE	485,749	—	—	—
5620068	MISC-ACQ/MAJ REP OTH	5,461,451	558,238	2,636,911	2,078,673
5620069	MISC-INTERAGENCY OTH	725,000	266,900	266,900	—
5620078	MISC-OC-RETIRE-STEM	120,000	—	—	—
5620080	MISC-OC-RETIRE-OTHER	518,000	—	—	—
5620103	MISC-CONSTRUCTION	3,972	—	—	—

Other Charges (continued)

Commitment Item	Name	FY2022-2023 Actuals	Existing Operating Budget as of 10/01/2023	FY2024-2025 Total Request	Over/Under EOB
5620104	MISC-ENV SVCS	836	—	—	—
5620112	MISC-OTH PUB SAF FRD	121,687	177,700	177,700	—
5620128	MISC-PROMO ITEMS	8,022	—	—	—
5620137	MISC-OC-PS-MEDICAL	1,351,059	259,180	259,180	—
5620142	MISC-OC-MAJOR REPAIR	87,564	271,553	1,339,918	1,068,365
5620160	MISC-TRVL IN STATE	5,633	—	—	—
5620162	MISC-TR OUT OF STATE	15,336	—	—	—
5620276	MISC-OC-SUP-INV TRDE	844,563	—	—	—
5620410	INVENTORY-TRADE-IM OC	(288,527)	—	—	—
5620900	MISC-ACQ/MAJ REP OTH	5,269,694	—	—	—
<b>Total Other Charges:</b>		<b>\$39,432,321</b>	<b>\$42,513,673</b>	<b>\$46,657,174</b>	<b>\$4,143,501</b>

Interagency Transfers

Commitment Item	Name	FY2022-2023 Actuals	Existing Operating Budget as of 10/01/2023	FY2024-2025 Total Request	Over/Under EOB
5950001	IAT-COMMODITY/SERV	536,684	—	—	—
5950002	IAT-SALARIES	76,253	223,230	223,230	—
5950007	IAT-PRINTING	121,105	115,000	115,000	—
5950008	IAT-POSTAGE	99,348	117,275	117,275	—
5950014	IAT-TELEPHONE	1,355,233	3,218,477	3,258,341	39,864
5950017	IAT-INSURANCE	14,909,086	—	—	—
5950026	IAT-RENTALS	199	183,615	183,615	—
5950027	IAT-RNT-3RD PTY LEAS	—	1,500,000	1,500,000	—
5950033	IAT-INTER AGY TRANS	1,305,550	1,571,305	2,259,644	688,339
5950037	IAT-AUTOMOTIVE SUPP	183,454	179,275	179,275	—
5950038	IAT-OTHER OPER SERV	1,707,966	1,900,000	1,900,000	—
5950049	IAT-CIVIL SERVICE	—	268,687	268,687	—
5950050	IAT-ORM INSURANCE	—	14,810,982	14,810,982	—



**Interagency Transfers** *(continued)*

Commitment Item	Name	FY2022-2023 Actuals	Existing Operating Budget as of 10/01/2023	FY2024-2025 Total Request	Over/Under EOB
5950051	IAT-OSUP	—	117,097	117,097	—
5950053	IAT-STATE TREASURER	—	38,566	38,566	—
5950058	IAT-TECH SVCS	16,354,820	17,574,660	24,389,054	6,814,394
5950059	IAT-ST PROCUREMENT	—	193,066	193,066	—
<b>Total Interagency Transfers:</b>		<b>\$36,649,696</b>	<b>\$42,011,235</b>	<b>\$49,553,832</b>	<b>\$7,542,597</b>

**Acquisitions**

Commitment Item	Name	FY2022-2023 Actuals	Existing Operating Budget as of 10/01/2023	FY2024-2025 Total Request	Over/Under EOB
5710029	CAP ACQ-LAW ENFRC-MA	—	—	1,190,873	1,190,873
5710221	ACQ-COMP HARDWARE	(272,947)	—	11,000	11,000
5710223	ACQ-COMM EQUIP	13,500	913,000	—	(913,000)
5710226	ACQ-CONSTR/OTHER EQ	75,711	14,943,922	1,035,619	(13,908,303)
5710227	ACQ-MEDICAL EQUIP	61	—	—	—
5710229	ACQ-SEC/LAW ENFOR EQ	9,665	94,475	—	(94,475)
5710235	ACQ-DATA NETWK EQUIP	—	234,500	128,000	(106,500)
5710236	ACQ-OTHER	—	637,322	861,668	224,346
5710237	ACQ-ART ADMIN	24,745	42,870	—	(42,870)
5710250	ACQ-AUTOMOBILES	(3,104,428)	973,100	553,667	(419,433)
<b>Total Acquisitions:</b>		<b>\$(3,253,694)</b>	<b>\$17,839,189</b>	<b>\$3,780,827</b>	<b>\$(14,058,362)</b>

**Major Repairs**

Commitment Item	Name	FY2022-2023 Actuals	Existing Operating Budget as of 10/01/2023	FY2024-2025 Total Request	Over/Under EOB
5810002	MAJ REP-BUILDINGS	—	—	867,880	867,880
5810003	MAJ REP-BLDG	—	—	1,301,105	1,301,105

Major Repairs (continued)

Commitment Item	Name	FY2022-2023 Actuals	Existing Operating Budget as of 10/01/2023	FY2024-2025 Total Request	Over/Under EOB
5810015	MAJ REP-OTHER EQUIPS	—	—	57,000	57,000
<b>Total Major Repairs:</b>		—	—	<b>\$2,225,985</b>	<b>\$2,225,985</b>
<b>Total Agency Expenditures:</b>		<b>\$340,948,981</b>	<b>\$412,418,320</b>	<b>\$448,281,818</b>	<b>\$35,863,498</b>

## PROGRAM SUMMARY STATEMENT

### 4191 - Traffic Enforcement

#### Means of Financing

Description	FY2022-2023 Actuals	Existing Operating Budget as of 10/01/2023	FY2024-2025 Total Request	Over/Under EOB	Percent Change
STATE GENERAL FUND (Direct)	7,326,215	30,151,511	52,200,344	22,048,833	73.13%
STATE GENERAL FUND BY:	—	—	—	—	—
INTERAGENCY TRANSFERS	9,176,598	10,021,954	9,979,084	(42,870)	(0.43)%
FEES & SELF-GENERATED	77,225,242	71,252,411	71,193,688	(58,723)	(0.08)%
STATUTORY DEDICATIONS	57,652,425	55,827,723	55,827,723	—	—
FEDERAL FUNDS	5,335,719	6,390,560	6,149,810	(240,750)	(3.77)%
<b>TOTAL MEANS OF FINANCING</b>	<b>\$156,716,199</b>	<b>\$173,644,159</b>	<b>\$195,350,649</b>	<b>\$21,706,490</b>	<b>12.50%</b>

**Fees and Self-Generated**

Description	FY2022-2023 Actuals	Existing Operating Budget as of 10/01/2023	FY2024-2025 Total Request	Over/Under EOB	Percent Change
Fees & Self-generated	58,097,763	52,410,460	52,323,924	(86,536)	(0.17)%
Motorcycle Safety & Operator Train. Prog	267,602	292,000	319,813	27,813	9.53%
Louisiana Towing and Storage Fund	277,385	300,000	300,000	—	—
Right to Know Fund	26,069	26,069	26,069	—	—
Explosives Trust Fund	168,375	251,182	251,182	—	—
Unified Carrier Registration Agreement	1,788,049	1,788,049	1,788,049	—	—
Insurance Verification System Fund	16,599,999	16,184,651	16,184,651	—	—
<b>Total:</b>	<b>\$77,225,242</b>	<b>\$71,252,411</b>	<b>\$71,193,688</b>	<b>\$(58,723)</b>	<b>(0.08)%</b>

**Statutory Dedications**

Description	FY2022-2023 Actuals	Existing Operating Budget as of 10/01/2023	FY2024-2025 Total Request	Over/Under EOB	Percent Change
Tobacco Tax Health Care Fund	561,859	561,859	561,859	—	—
Riverboat Gaming Enforcement Fund	53,110,493	35,272,815	35,272,815	—	—
Natural Resource Restoration Trust Fund	—	2,175,000	2,175,000	—	—
Underground Damages Prevention Fund	—	15,000	15,000	—	—
Hazardous Materials Emergency Response	106,453	106,453	106,453	—	—
Louisiana State Police Salary Fund	1,024,382	10,190,033	10,190,033	—	—
Oil Spill Contingency Fund	2,849,238	7,506,563	7,506,563	—	—
<b>Total:</b>	<b>\$57,652,425</b>	<b>\$55,827,723</b>	<b>\$55,827,723</b>	<b>—</b>	<b>—</b>

**Program Expenditures**

Description	FY2022-2023 Actuals	Existing Operating Budget as of 10/01/2023	FY2024-2025 Total Request	Over/Under EOB	Percent Change
Salaries	77,154,605	86,178,785	96,168,490	9,989,705	11.59%
Other Compensation	2,759,172	2,159,172	3,163,839	1,004,667	46.53%
Related Benefits	47,288,330	55,046,716	59,322,932	4,276,216	7.77%
<b>TOTAL PERSONAL SERVICES</b>	<b>\$127,202,107</b>	<b>\$143,384,673</b>	<b>\$158,655,261</b>	<b>\$15,270,588</b>	<b>10.65%</b>
Travel	247,918	457,900	468,208	10,308	2.25%
Operating Services	1,840,539	2,952,340	3,580,091	627,751	21.26%
Supplies	4,488,565	2,271,838	2,854,146	582,308	25.63%
<b>TOTAL OPERATING EXPENSES</b>	<b>\$6,577,023</b>	<b>\$5,682,078</b>	<b>\$6,902,445</b>	<b>\$1,220,367</b>	<b>21.48%</b>
<b>PROFESSIONAL SERVICES</b>	<b>\$139,316</b>	<b>\$205,050</b>	<b>\$278,014</b>	<b>\$72,964</b>	<b>35.58%</b>
Other Charges	20,246,672	17,036,816	16,745,346	(291,470)	(1.71)%
Debt Service	—	—	—	—	—
Interagency Transfers	5,920,924	5,077,597	8,850,470	3,772,873	74.30%
<b>TOTAL OTHER CHARGES</b>	<b>\$26,167,597</b>	<b>\$22,114,413</b>	<b>\$25,595,816</b>	<b>\$3,481,403</b>	<b>15.74%</b>
Acquisitions	(3,369,844)	2,257,945	2,689,008	431,063	19.09%
Major Repairs	—	—	1,230,105	1,230,105	—
<b>TOTAL ACQ. &amp; MAJOR REPAIRS</b>	<b>\$(3,369,844)</b>	<b>\$2,257,945</b>	<b>\$3,919,113</b>	<b>\$1,661,168</b>	<b>73.57%</b>
<b>TOTAL EXPENDITURES</b>	<b>\$156,716,199</b>	<b>\$173,644,159</b>	<b>\$195,350,649</b>	<b>\$21,706,490</b>	<b>12.50%</b>

**Program Positions**

Classified	956	956	957	1	0.10%
Unclassified	3	3	3	—	—
<b>TOTAL AUTHORIZED T.O. POSITIONS</b>	<b>959</b>	<b>959</b>	<b>960</b>	<b>1</b>	<b>0.10%</b>
<b>TOTAL AUTHORIZED OTHER CHARGES POSITIONS</b>	<b>—</b>	<b>—</b>	<b>—</b>	<b>—</b>	<b>—</b>
<b>TOTAL NON-T.O. FTE POSITIONS</b>	<b>17</b>	<b>17</b>	<b>17</b>	<b>—</b>	<b>—</b>
<b>TOTAL POSITIONS</b>	<b>976</b>	<b>976</b>	<b>977</b>	<b>1</b>	<b>0.10%</b>

Cost Detail

Means of Financing

Description	FY2022-2023 Actuals	Existing Operating Budget as of 10/01/2023	FY2024-2025 Total Request	Over/Under EOB
State General Fund	7,326,215	30,151,511	52,200,344	22,048,833
Interagency Transfers	9,176,598	10,021,954	9,979,084	(42,870)
Fees & Self-generated	58,097,763	52,410,460	52,323,924	(86,536)
Motorcycle Safety & Operator Train. Prog	267,602	292,000	319,813	27,813
Louisiana Towing and Storage Fund	277,385	300,000	300,000	—
Right to Know Fund	26,069	26,069	26,069	—
Explosives Trust Fund	168,375	251,182	251,182	—
Unified Carrier Registration Agreement	1,788,049	1,788,049	1,788,049	—
Insurance Verification System Fund	16,599,999	16,184,651	16,184,651	—
Tobacco Tax Health Care Fund	561,859	561,859	561,859	—
Riverboat Gaming Enforcement Fund	53,110,493	35,272,815	35,272,815	—
Natural Resource Restoration Trust Fund	—	2,175,000	2,175,000	—
Underground Damages Prevention Fund	—	15,000	15,000	—
Hazardous Materials Emergency Response	106,453	106,453	106,453	—
Louisiana State Police Salary Fund	1,024,382	10,190,033	10,190,033	—
Oil Spill Contingency Fund	2,849,238	7,506,563	7,506,563	—
Federal Funds	5,335,719	6,390,560	6,149,810	(240,750)
<b>Total:</b>	<b>\$156,716,199</b>	<b>\$173,644,159</b>	<b>\$195,350,649</b>	<b>\$21,706,490</b>

Salaries

Commitment Item	Name	FY2022-2023 Actuals	Existing Operating Budget as of 10/01/2023	FY2024-2025 Total Request	Over/Under EOB
5110010	SAL-CLASS-TO-REG	59,176,908	60,407,762	70,357,662	9,949,900
5110015	SAL-CLASS-TO-OT	16,788,897	24,360,166	24,427,666	67,500
5110020	SAL-CLASS-TO-TERM	775,922	958,002	958,002	—
5110025	SAL-UNCLASS-TO-REG	412,496	452,855	425,160	(27,695)
5110030	SAL-UNCLASS-TO-OT	382	—	—	—
<b>Total Salaries:</b>		<b>\$77,154,605</b>	<b>\$86,178,785</b>	<b>\$96,168,490</b>	<b>\$9,989,705</b>

Other Compensation

Commitment Item	Name	FY2022-2023 Actuals	Existing Operating Budget as of 10/01/2023	FY2024-2025 Total Request	Over/Under EOB
5120010	COMPENSATION/WAGES	2,661,395	2,115,492	3,138,879	1,023,387
5120035	STUDENT LABOR	71,866	43,680	24,960	(18,720)
5120105	COMP-CL-NON TO-OT	25,806	—	—	—
5120110	COMP-CL-NON TO-TERM	105	—	—	—
<b>Total Other Compensation:</b>		<b>\$2,759,172</b>	<b>\$2,159,172</b>	<b>\$3,163,839</b>	<b>\$1,004,667</b>

Related Benefits

Commitment Item	Name	FY2022-2023 Actuals	Existing Operating Budget as of 10/01/2023	FY2024-2025 Total Request	Over/Under EOB
5130010	RET CONTR-STATE EMP	3,158,387	2,639,530	4,591,933	1,952,403
5130020	RET CONTR-TEACHERS	8,987	—	17,345	17,345
5130030	RET CONTR-OTHER	30,323,066	40,136,080	40,003,827	(132,253)
5130050	POSTRET BENEFITS	4,561,859	2,900,000	2,900,000	—
5130055	FICA TAX (OASDI)	26,508	31,467	59,048	27,581
5130060	MEDICARE TAX	1,076,007	1,068,608	1,067,241	(1,367)
5130065	UNEMPLOYMENT BENEFIT	11	—	—	—
5130070	GRP INS CONTRIBUTION	6,988,503	6,908,913	9,023,910	2,114,997
5130090	TAXABLE FRINGE BEN	1,145,003	1,362,118	1,659,628	297,510
<b>Total Related Benefits:</b>		<b>\$47,288,330</b>	<b>\$55,046,716</b>	<b>\$59,322,932</b>	<b>\$4,276,216</b>

Travel

Commitment Item	Name	FY2022-2023 Actuals	Existing Operating Budget as of 10/01/2023	FY2024-2025 Total Request	Over/Under EOB
5210010	IN-STATE TRAVEL-ADM	75,259	321,500	328,736	7,236
5210015	IN-STATE TRAVEL-CONF	29,430	15,000	15,339	339
5210020	IN-STATE TRAV-FIELD	15,017	118,400	121,065	2,665
5210026	IN-STTRV-MEAL REIMB	376	—	—	—
5210030	IN-STATE TRV-IT/TRN	7,936	3,000	3,068	68
5210050	OUT-OF-STATE TRV-ADM	23,136	—	—	—

Travel (continued)

Commitment Item	Name	FY2022-2023 Actuals	Existing Operating Budget as of 10/01/2023	FY2024-2025 Total Request	Over/Under EOB
5210055	OUT-OF-STTRV-CONF	54,126	—	—	—
5210060	OUT-OF-STTRV-FIELD	11,988	—	—	—
5210070	OUT-OF-STTRV-IT/TRN	3,948	—	—	—
5210105	STAFF TRAINING	9,549	—	—	—
5210110	CONFERENCE REG FEES	12,910	—	—	—
5210115	CERTIFICATION FEES	4,244	—	—	—
<b>Total Travel:</b>		<b>\$247,918</b>	<b>\$457,900</b>	<b>\$468,208</b>	<b>\$10,308</b>

Operating Services

Commitment Item	Name	FY2022-2023 Actuals	Existing Operating Budget as of 10/01/2023	FY2024-2025 Total Request	Over/Under EOB
5310005	SERV-PRINTING	7,184	13,000	13,293	293
5310007	SERV-TRANSPORTATION	1,241	—	—	—
5310008	SERV-OFFICE RELOC EX	216	—	—	—
5310009	SERV-MOVING SERVICES	800	—	—	—
5310010	SERV-DUES & OTHER	4,480	—	—	—
5310011	SERV-SUBSCRIPTIONS	640	—	—	—
5310012	SERV-DATA MODEL/MAP	241	30,500	31,186	686
5310013	SERV-LAB FEES	5,734	10,000	10,225	225
5310014	SERV-DRUG TESTING	3,690	—	—	—
5310015	SERV-SECURITY	2,138	1,000	1,023	23
5310019	SERV-FREIGHT	1,230	—	—	—
5310021	SERV-FOOD SERV MGMT	281	—	—	—
5310025	SERV-LOCKSMITH	6,174	—	—	—
5310030	SERV-ADMIN FEES	1,195	—	—	—
5310031	SER-CRDT CRD TRN FEE	3,038	—	—	—
5310032	SER-CRDT CRD DIS FEE	1,650	25,000	25,562	562
5310037	SERV - TRAINING	5,451	—	—	—



Operating Services (continued)

Commitment Item	Name	FY2022-2023 Actuals	Existing Operating Budget as of 10/01/2023	FY2024-2025 Total Request	Over/Under EOB
5310047	SERV-PRINTING	225	—	—	—
5310049	SERV-DUES & OTHER	624	—	—	—
5310050	SERV-DUES & OTHER	2,296	—	—	—
5310400	SERV-MISC	20,888	340,670	348,336	7,666
5320001	INS-AUTOMOTIVE	8,035	—	—	—
5320002	INS-WORKMAN-ÍS COMP	277	—	—	—
5330001	MAINT-BUILDINGS	149,370	45,000	46,014	1,014
5330003	MAINT-PESTCONTROL	9,757	12,500	12,782	282
5330004	MAINT-GARBAGE DISP	25,179	15,900	16,258	358
5330006	MAINT-HAZ WASTE DISP	1,810	—	—	—
5330007	MAINT-PROPERTY	47,599	39,500	40,389	889
5330008	MAINT-EQUIPMENT	71,435	126,010	128,847	2,837
5330011	MAINT-COMMUNICTN EQP	2,524	—	—	—
5330012	MAINT-JANITORIAL	42,247	37,100	37,936	836
5330013	MAINT-CLEANING SERV	6,245	—	—	—
5330014	MAINT-GROUNDS	76,626	45,000	46,013	1,013
5330016	MAINT-DATA PROC EQP	367	—	—	—
5330017	MAINT-DATA SOFTWARE	119	—	300	300
5330018	MAINT-AUTO REPAIRS	448,061	506,000	667,387	161,387
5330019	MAINT-ATVS	42	—	—	—
5340015	RENT-OPER COST-BLDG	59,832	—	—	—
5340020	RENT-EQUIPMENT	36,163	43,000	43,969	969
5340045	RENT-STORAGE SPACE	720	—	—	—
5340070	RENT-OTHER	69,404	20,000	20,452	452
5340075	RENT-UNIFORM/CLOTHNG	9,509	25,000	25,564	564
5340076	MIPA-PRINCIPAL	—	1,222,760	1,661,272	438,512
5340078	RENT-DATA-LIC SOFT	270	—	—	—

Operating Services *(continued)*

Commitment Item	Name	FY2022-2023 Actuals	Existing Operating Budget as of 10/01/2023	FY2024-2025 Total Request	Over/Under EOB
5350001	UTIL-INTERNET PROVID	16,309	14,400	14,724	324
5350002	UTIL-DATA LINE/CIRCT	—	18,000	18,405	405
5350003	UTIL-DATA PROCESSING	87	—	—	—
5350004	UTIL-TELEPHONE SERV	255,111	60,000	61,351	1,351
5350005	UTIL-OTHER COMM SERV	7,233	20,000	20,451	451
5350006	UTIL-MAIL/DEL/POST	39,121	20,000	20,450	450
5350007	UTIL-POSTAGE DUE	215	—	—	—
5350008	UTIL-DEL UPS/FED EXP	42	—	—	—
5350009	UTIL-GAS	43,570	45,000	46,015	1,015
5350010	UTIL-ELECTRICITY	311,702	195,000	199,389	4,389
5350011	UTIL-WATER	14,507	21,000	21,475	475
5350012	UTIL-CABLE	11,594	—	—	—
5350018	UTIL-MAIL/DEL/POST	69	—	—	—
5350021	UTIL-SEWER	4,025	—	—	—
5350400	UTIL-OTHER	1,950	1,000	1,023	23
<b>Total Operating Services:</b>		<b>\$1,840,539</b>	<b>\$2,952,340</b>	<b>\$3,580,091</b>	<b>\$627,751</b>

Supplies

Commitment Item	Name	FY2022-2023 Actuals	Existing Operating Budget as of 10/01/2023	FY2024-2025 Total Request	Over/Under EOB
5410001	SUP-OFFICE SUPPLIES	174,931	152,583	171,319	18,736
5410002	SUP-TELEPH & ACCESS	4,027	—	—	—
5410004	SUP-SECURITY/LAW ENF	44,818	—	—	—
5410006	SUP-COMPUTER	33,975	32,126	32,851	725
5410007	SUP-CLOTHING/UNIFORM	99,929	353,316	449,644	96,328
5410008	SUP-MEDICAL	11,040	—	—	—
5410009	SUP-EDUCATION & REC	2,028	—	—	—

Supplies (continued)

Commitment Item	Name	FY2022-2023 Actuals	Existing Operating Budget as of 10/01/2023	FY2024-2025 Total Request	Over/Under EOB
5410010	SUP-TEXTBOOKS	6,717	—	—	—
5410011	SUP-WORKBOOKS	290	—	—	—
5410013	SUP-FOOD & BEVERAGE	38,288	35,998	36,810	812
5410015	SUP-AUTO	158,417	590,000	1,023,275	433,275
5410016	SUP-BLD	143,263	129,794	132,715	2,921
5410017	SUP-JANITORIAL	35,493	32,696	33,432	736
5410018	SUP-FARM	78	—	—	—
5410019	SUP-CHEMICAL/GAS MAT	28	—	—	—
5410020	SUP-COMMUNICATIONS	3,376	—	—	—
5410021	SUP-ELECTRONICS/ELEC	19,505	16,500	16,872	372
5410022	SUP-FUELS/LUBRICANTS	12,736	—	—	—
5410023	SUP-PERSONAL	3,069	—	—	—
5410025	SUP-LAB SUPPLIES	300,000	16,000	16,361	361
5410027	SUP-OTHER MEDICAL	182	—	—	—
5410028	SUP-STORAGE/PACKAGNG	7,828	—	—	—
5410030	SUP-TOOLS	44,703	42,207	43,157	950
5410031	SUP-REP/MNT SUP-AUTO	338,487	157,217	160,755	3,538
5410032	SUP-REP/MNT SUP-OTHR	10,217	—	—	—
5410034	SUP-HORTICULTURE	159	—	—	—
5410035	SUP-SOFTWARE	3,521	—	—	—
5410036	SUP-FUELTRAC	2,322,544	626,520	640,619	14,099
5410041	SUP-OYST.CULTCH MAT	289	—	—	—
5410048	SUP-FACILITIES	30,152	—	—	—
5410052	SUP-OFF ROAD DIESEL	1,906	—	—	—
5410053	SUP-PROT APP & EQUIP	563	—	—	—
5410057	SUP-DISPO TABLEWARE	965	—	—	—
5410400	SUP-OTHER	384,063	86,881	96,336	9,455

Supplies (continued)

Commitment Item	Name	FY2022-2023 Actuals	Existing Operating Budget as of 10/01/2023	FY2024-2025 Total Request	Over/Under EOB
5410510	SUP-CONS INV TRAD-IM	261,601	—	—	—
5410520	G/L-INV PRICE VAR-IM	(10,621)	—	—	—
<b>Total Supplies:</b>		<b>\$4,488,565</b>	<b>\$2,271,838</b>	<b>\$2,854,146</b>	<b>\$582,308</b>

Professional Services

Commitment Item	Name	FY2022-2023 Actuals	Existing Operating Budget as of 10/01/2023	FY2024-2025 Total Request	Over/Under EOB
5510007	PROF SERV-MED/DEN	250	—	—	—
5510009	PROF SERV-VETERINARY	7,259	—	—	—
5510010	PROF SRV-INVEST/RES	207	—	—	—
5510020	PROF SERV-BLD/CONSTR	24,275	—	—	—
5510021	PROF SERV-ENVIRONMTL	1,996	—	—	—
5510023	PROF SERV-INDUSTCLN	116	—	—	—
5510025	PROF SRV-PUB SAFETY	609	—	—	—
5510027	PROF SERV-TRANS/STOR	62,888	—	—	—
5510028	PROF SERV-ADV/PRINT	5,792	—	—	—
5510400	PROF SERV-OTHER	35,923	205,050	278,014	72,964
<b>Total Professional Services:</b>		<b>\$139,316</b>	<b>\$205,050</b>	<b>\$278,014</b>	<b>\$72,964</b>

Other Charges

Commitment Item	Name	FY2022-2023 Actuals	Existing Operating Budget as of 10/01/2023	FY2024-2025 Total Request	Over/Under EOB
5610002	LOC AID-LOCAL GOVT	4,918,699	500,000	500,000	—
5620024	MISC-TUITION	415	—	—	—
5620063	MISC-OPERATNG SVCS	2,019,033	5,184,643	5,184,643	—
5620064	MISC-PROF SVCS	475,328	4,881,517	4,697,673	(183,844)
5620065	MISC-SUPPLIES OTHER	1,649,243	5,513,750	5,463,030	(50,720)
5620066	MISC-TRVL IN STATE	177,583	400,000	400,000	—
5620067	MISC-TR OUT OF STATE	277,854	—	—	—

Other Charges (continued)

Commitment Item	Name	FY2022-2023 Actuals	Existing Operating Budget as of 10/01/2023	FY2024-2025 Total Request	Over/Under EOB
5620068	MISC-ACQ/MAJ REP OTH	4,898,294	56,906	—	(56,906)
5620069	MISC-INTERAGENCY OTH	725,000	250,000	250,000	—
5620103	MISC-CONSTRUCTION	3,972	—	—	—
5620104	MISC-ENV SVCS	836	—	—	—
5620112	MISC-OTH PUB SAF FRD	7,482	—	—	—
5620128	MISC-PROMO ITEMS	35	—	—	—
5620137	MISC-OC-PS-MEDICAL	65,752	250,000	250,000	—
5620142	MISC-OC-MAJOR REPAIR	84,464	—	—	—
5620160	MISC-TRVL IN STATE	1,278	—	—	—
5620276	MISC-OC-SUP-INV TRDE	499,375	—	—	—
5620410	INVENTORY-TRADE-IM OC	(289,076)	—	—	—
5620900	MISC-ACQ/MAJ REP OTH	4,731,105	—	—	—
<b>Total Other Charges:</b>		<b>\$20,246,672</b>	<b>\$17,036,816</b>	<b>\$16,745,346</b>	<b>\$(291,470)</b>

Interagency Transfers

Commitment Item	Name	FY2022-2023 Actuals	Existing Operating Budget as of 10/01/2023	FY2024-2025 Total Request	Over/Under EOB
5950001	IAT-COMMODITY/SERV	7,020	—	—	—
5950002	IAT-SALARIES	4,708	115,330	115,330	—
5950008	IAT-POSTAGE	8,748	—	—	—
5950014	IAT-TELEPHONE	342,317	232,404	264,540	32,136
5950017	IAT-INSURANCE	3,500,000	—	—	—
5950027	IAT-RNT-3RD PTY LEAS	—	1,500,000	1,500,000	—
5950033	IAT-INTER AGY TRANS	2,696	—	669,937	669,937
5950038	IAT-OTHER OPER SERV	2,251	—	—	—
5950058	IAT-TECH SVCS	2,053,184	3,229,863	6,300,663	3,070,800
<b>Total Interagency Transfers:</b>		<b>\$5,920,924</b>	<b>\$5,077,597</b>	<b>\$8,850,470</b>	<b>\$3,772,873</b>

**Acquisitions**

Commitment Item	Name	FY2022-2023 Actuals	Existing Operating Budget as of 10/01/2023	FY2024-2025 Total Request	Over/Under EOB
5710029	CAP ACQ-LAW ENFRC-MA	—	—	1,190,873	1,190,873
5710221	ACQ-COMP HARDWARE	(280,932)	—	3,000	3,000
5710223	ACQ-COMM EQUIP	13,500	913,000	—	(913,000)
5710229	ACQ-SEC/LAW ENFOR EQ	2,016	94,475	—	(94,475)
5710235	ACQ-DATA NETWK EQUIP	—	234,500	128,000	(106,500)
5710236	ACQ-OTHER	—	—	813,468	813,468
5710237	ACQ-ART ADMIN	—	42,870	—	(42,870)
5710250	ACQ-AUTOMOBILES	(3,104,428)	973,100	553,667	(419,433)
<b>Total Acquisitions:</b>		<b>\$(3,369,844)</b>	<b>\$2,257,945</b>	<b>\$2,689,008</b>	<b>\$431,063</b>

**Major Repairs**

Commitment Item	Name	FY2022-2023 Actuals	Existing Operating Budget as of 10/01/2023	FY2024-2025 Total Request	Over/Under EOB
5810003	MAJ REP-BLDG	—	—	1,173,105	1,173,105
5810015	MAJ REP-OTHER EQUIPS	—	—	57,000	57,000
<b>Total Major Repairs:</b>		<b>—</b>	<b>—</b>	<b>\$1,230,105</b>	<b>\$1,230,105</b>
<b>Total Expenditures for Program 4191</b>		<b>\$156,716,199</b>	<b>\$173,644,159</b>	<b>\$195,350,649</b>	<b>\$21,706,490</b>

**4192 - Criminal Investigation**

**Means of Financing**

Description	FY2022-2023 Actuals	Existing Operating Budget as of 10/01/2023	FY2024-2025 Total Request	Over/Under EOB	Percent Change
STATE GENERAL FUND (Direct)	1,595	3,828,714	5,277,614	1,448,900	37.84%
STATE GENERAL FUND BY:	—	—	—	—	—
INTERAGENCY TRANSFERS	848,949	849,949	849,949	—	—
FEES & SELF-GENERATED	15,697,830	15,608,736	15,608,736	—	—
STATUTORY DEDICATIONS	15,031,021	16,938,379	16,938,379	—	—
FEDERAL FUNDS	1,065,894	1,456,157	1,456,157	—	—
<b>TOTAL MEANS OF FINANCING</b>	<b>\$32,645,290</b>	<b>\$38,681,935</b>	<b>\$40,130,835</b>	<b>\$1,448,900</b>	<b>3.75%</b>

**Fees and Self-Generated**

Description	FY2022-2023 Actuals	Existing Operating Budget as of 10/01/2023	FY2024-2025 Total Request	Over/Under EOB	Percent Change
Fees & Self-generated	5,318,196	4,414,112	4,414,112	—	—
Insurance Fraud Investigation Fund	3,999,842	4,807,802	4,807,802	—	—
Insurance Verification System Fund	6,379,792	6,386,822	6,386,822	—	—
<b>Total:</b>	<b>\$15,697,830</b>	<b>\$15,608,736</b>	<b>\$15,608,736</b>	<b>—</b>	<b>—</b>

**Statutory Dedications**

Description	FY2022-2023 Actuals	Existing Operating Budget as of 10/01/2023	FY2024-2025 Total Request	Over/Under EOB	Percent Change
Riverboat Gaming Enforcement Fund	2,470,815	2,424,495	2,424,495	—	—
Louisiana State Police Salary Fund	12,560,206	14,513,884	14,513,884	—	—
<b>Total:</b>	<b>\$15,031,021</b>	<b>\$16,938,379</b>	<b>\$16,938,379</b>	<b>—</b>	<b>—</b>



**Program Expenditures**

Description	FY2022-2023 Actuals	Existing Operating Budget as of 10/01/2023	FY2024-2025 Total Request	Over/Under EOB	Percent Change
Salaries	17,074,717	19,192,751	20,261,927	1,069,176	5.57%
Other Compensation	1,096,293	841,685	1,174,458	332,773	39.54%
Related Benefits	11,817,712	14,063,030	14,395,666	332,636	2.37%
<b>TOTAL PERSONAL SERVICES</b>	<b>\$29,988,722</b>	<b>\$34,097,466</b>	<b>\$35,832,051</b>	<b>\$1,734,585</b>	<b>5.09%</b>
Travel	294,536	665,300	720,272	54,972	8.26%
Operating Services	726,202	1,104,671	1,207,530	102,859	9.31%
Supplies	482,055	380,388	393,449	13,061	3.43%
<b>TOTAL OPERATING EXPENSES</b>	<b>\$1,502,792</b>	<b>\$2,150,359</b>	<b>\$2,321,251</b>	<b>\$170,892</b>	<b>7.95%</b>
<b>PROFESSIONAL SERVICES</b>	<b>\$31,521</b>	<b>\$22,000</b>	<b>\$22,495</b>	<b>\$495</b>	<b>2.25%</b>
Other Charges	810,580	837,606	837,606	—	—
Debt Service	—	—	—	—	—
Interagency Transfers	311,675	937,182	954,432	17,250	1.84%
<b>TOTAL OTHER CHARGES</b>	<b>\$1,122,255</b>	<b>\$1,774,788</b>	<b>\$1,792,038</b>	<b>\$17,250</b>	<b>0.97%</b>
Acquisitions	—	637,322	35,000	(602,322)	(94.51)%
Major Repairs	—	—	128,000	128,000	—
<b>TOTAL ACQ. &amp; MAJOR REPAIRS</b>	<b>—</b>	<b>\$637,322</b>	<b>\$163,000</b>	<b>\$(474,322)</b>	<b>(74.42)%</b>
<b>TOTAL EXPENDITURES</b>	<b>\$32,645,290</b>	<b>\$38,681,935</b>	<b>\$40,130,835</b>	<b>\$1,448,900</b>	<b>3.75%</b>

**Program Positions**

Classified	194	201	216	15	7.46%
Unclassified	—	—	—	—	—
<b>TOTAL AUTHORIZED T.O. POSITIONS</b>	<b>194</b>	<b>201</b>	<b>216</b>	<b>15</b>	<b>7.46%</b>
<b>TOTAL AUTHORIZED OTHER CHARGES POSITIONS</b>	<b>—</b>	<b>—</b>	<b>—</b>	<b>—</b>	<b>—</b>
<b>TOTAL NON-T.O. FTE POSITIONS</b>	<b>1</b>	<b>1</b>	<b>1</b>	<b>—</b>	<b>—</b>
<b>TOTAL POSITIONS</b>	<b>195</b>	<b>202</b>	<b>217</b>	<b>15</b>	<b>7.43%</b>

**Cost Detail**

**Means of Financing**

Description	FY2022-2023 Actuals	Existing Operating Budget as of 10/01/2023	FY2024-2025 Total Request	Over/Under EOB
State General Fund	1,595	3,828,714	5,277,614	1,448,900
Interagency Transfers	848,949	849,949	849,949	—
Fees & Self-generated	5,318,196	4,414,112	4,414,112	—
Insurance Fraud Investigation Fund	3,999,842	4,807,802	4,807,802	—
Insurance Verification System Fund	6,379,792	6,386,822	6,386,822	—
Riverboat Gaming Enforcement Fund	2,470,815	2,424,495	2,424,495	—
Louisiana State Police Salary Fund	12,560,206	14,513,884	14,513,884	—
Federal Funds	1,065,894	1,456,157	1,456,157	—
<b>Total:</b>	<b>\$32,645,289</b>	<b>\$38,681,935</b>	<b>\$40,130,835</b>	<b>\$1,448,900</b>

**Salaries**

Commitment Item	Name	FY2022-2023 Actuals	Existing Operating Budget as of 10/01/2023	FY2024-2025 Total Request	Over/Under EOB
5110010	SAL-CLASS-TO-REG	14,881,126	16,742,751	17,811,927	1,069,176
5110015	SAL-CLASS-TO-OT	1,951,612	2,150,000	2,150,000	—
5110020	SAL-CLASS-TO-TERM	241,979	300,000	300,000	—
<b>Total Salaries:</b>		<b>\$17,074,717</b>	<b>\$19,192,751</b>	<b>\$20,261,927</b>	<b>\$1,069,176</b>

**Other Compensation**

Commitment Item	Name	FY2022-2023 Actuals	Existing Operating Budget as of 10/01/2023	FY2024-2025 Total Request	Over/Under EOB
5120010	COMPENSATION/WAGES	1,015,367	802,805	1,149,498	346,693
5120035	STUDENT LABOR	13,446	38,880	24,960	(13,920)
5120105	COMP-CL-NON TO-OT	67,370	—	—	—
5120110	COMP-CL-NON TO-TERM	110	—	—	—
<b>Total Other Compensation:</b>		<b>\$1,096,293</b>	<b>\$841,685</b>	<b>\$1,174,458</b>	<b>\$332,773</b>

**Related Benefits**

Commitment Item	Name	FY2022-2023 Actuals	Existing Operating Budget as of 10/01/2023	FY2024-2025 Total Request	Over/Under EOB
5130010	RET CONTR-STATE EMP	2,201,934	2,515,925	2,520,868	4,943
5130030	RET CONTR-OTHER	6,907,192	8,473,940	8,548,898	74,958
5130050	POSTRET BENEFITS	257,741	457,741	457,741	—
5130055	FICA TAX (OASDI)	8,872	16,076	9,320	(6,756)
5130060	MEDICARE TAX	259,918	260,000	274,807	14,807
5130070	GRP INS CONTRIBUTION	1,801,322	1,935,799	2,178,494	242,695
5130085	OTH RELATED BENEFIT	(79)	—	—	—
5130090	TAXABLE FRINGE BEN	380,810	403,549	405,538	1,989
<b>Total Related Benefits:</b>		<b>\$11,817,712</b>	<b>\$14,063,030</b>	<b>\$14,395,666</b>	<b>\$332,636</b>

**Travel**

Commitment Item	Name	FY2022-2023 Actuals	Existing Operating Budget as of 10/01/2023	FY2024-2025 Total Request	Over/Under EOB
5210010	IN-STATE TRAVEL-ADM	17,095	100,000	142,250	42,250
5210015	IN-STATE TRAVEL-CONF	67,718	41,800	42,742	942
5210020	IN-STATE TRAV-FIELD	3,219	523,500	535,280	11,780
5210030	IN-STATE TRV-IT/TRN	14,950	—	—	—
5210050	OUT-OF-STATE TRV-ADM	23,375	—	—	—
5210055	OUT-OF-STTRV-CONF	120,766	—	—	—
5210060	OUT-OF-STTRV-FIELD	11,685	—	—	—
5210065	OUT-OF-STTRV-BD MEM	608	—	—	—
5210070	OUT-OF-STTRV-IT/TRN	5,949	—	—	—
5210105	STAFF TRAINING	2,220	—	—	—
5210110	CONFERENCE REG FEES	15,376	—	—	—
5210115	CERTIFICATION FEES	11,574	—	—	—
<b>Total Travel:</b>		<b>\$294,536</b>	<b>\$665,300</b>	<b>\$720,272</b>	<b>\$54,972</b>

Operating Services

Commitment Item	Name	FY2022-2023 Actuals	Existing Operating Budget as of 10/01/2023	FY2024-2025 Total Request	Over/Under EOB
5310003	SERV-MARKETING	765	—	—	—
5310004	SERV-BANK FEES	1	—	—	—
5310005	SERV-PRINTING	11,283	22,000	22,495	495
5310007	SERV-TRANSPORTATION	641	—	—	—
5310009	SERV-MOVING SERVICES	2,383	—	—	—
5310010	SERV-DUES & OTHER	3,081	3,100	3,170	70
5310011	SERV-SUBSCRIPTIONS	3,787	—	—	—
5310014	SERV-DRUG TESTING	253	—	—	—
5310015	SERV-SECURITY	3,834	7,000	7,158	158
5310016	SERV-PURCHASED	448	—	—	—
5310025	SERV-LOCKSMITH	1,567	—	—	—
5310026	SERV-INVESTIGATE EXP	14,435	—	—	—
5310031	SER-CRDT CRD TRN FEE	29	—	—	—
5310032	SER-CRDT CRD DIS FEE	849	—	—	—
5310033	SERV-OTH LAB-VET	173	—	—	—
5310037	SERV - TRAINING	3,845	—	—	—
5310049	SERV-DUES & OTHER	895	—	—	—
5310050	SERV-DUES & OTHER	2,502	—	—	—
5310400	SERV-MISC	5,960	426,671	436,271	9,600
5320001	INS-AUTOMOTIVE	150	—	—	—
5320005	INS-LIABILITY	34	—	—	—
5330001	MAINT-BUILDINGS	999	9,000	9,203	203
5330003	MAINT-PESTCONTROL	1,073	600	614	14
5330004	MAINT-GARBAGE DISP	1,125	1,200	1,227	27
5330005	MAINT-WSTDISP-SHRED	144	—	—	—
5330007	MAINT-PROPERTY	12,098	—	—	—
5330008	MAINT-EQUIPMENT	20,348	13,000	13,293	293

Operating Services (continued)

Commitment Item	Name	FY2022-2023 Actuals	Existing Operating Budget as of 10/01/2023	FY2024-2025 Total Request	Over/Under EOB
5330011	MAINT-COMMUNICTN EQP	75	—	—	—
5330012	MAINT-JANITORIAL	15,066	17,500	17,894	394
5330014	MAINT-GROUNDS	15,361	17,000	17,383	383
5330016	MAINT-DATA PROC EQP	255	—	—	—
5330017	MAINT-DATA SOFTWARE	—	—	4,500	4,500
5330018	MAINT-AUTO REPAIRS	15,512	23,000	23,518	518
5330026	MAINT-SOFTWRE MTCE	922	—	—	—
5330027	MAINT-VEHICLE TRACK	269	—	—	—
5340010	RENT-REAL ESTATE	319,364	400,000	409,000	9,000
5340015	RENT-OPER COST-BLDG	78,016	—	—	—
5340020	RENT-EQUIPMENT	20,426	30,000	30,675	675
5340025	RENT-AUTOMOBILES	(265)	—	—	—
5340076	MIPA-PRINCIPAL	—	—	73,500	73,500
5350001	UTIL-INTERNET PROVID	27,037	25,500	26,074	574
5350002	UTIL-DATA LINE/CIRCT	1,761	—	—	—
5350004	UTIL-TELEPHONE SERV	36,150	40,000	40,900	900
5350005	UTIL-OTHER COMM SERV	4,866	2,000	2,045	45
5350006	UTIL-MAIL/DEL/POST	1,615	3,900	3,987	87
5350007	UTIL-POSTAGE DUE	20	—	—	—
5350008	UTIL-DEL UPS/FED EXP	610	—	—	—
5350009	UTIL-GAS	3,786	3,200	3,272	72
5350010	UTIL-ELECTRICITY	81,146	60,000	61,351	1,351
5350012	UTIL-CABLE	10,768	—	—	—
5350014	UTIL-OIL	51	—	—	—
5350400	UTIL-OTHER	691	—	—	—
<b>Total Operating Services:</b>		<b>\$726,202</b>	<b>\$1,104,671</b>	<b>\$1,207,530</b>	<b>\$102,859</b>

Supplies

Commitment Item	Name	FY2022-2023 Actuals	Existing Operating Budget as of 10/01/2023	FY2024-2025 Total Request	Over/Under EOB
5410001	SUP-OFFICE SUPPLIES	22,377	82,488	88,844	6,356
5410002	SUP-TELEPH & ACCESS	28	—	—	—
5410003	SUP-BANKING	937	—	—	—
5410004	SUP-SECURITY/LAW ENF	6,580	12,200	12,475	275
5410006	SUP-COMPUTER	26,241	21,300	21,779	479
5410007	SUP-CLOTHING/UNIFORM	9,044	7,500	7,669	169
5410008	SUP-MEDICAL	323	—	—	—
5410009	SUP-EDUCATION & REC	(179)	—	—	—
5410013	SUP-FOOD & BEVERAGE	2,606	7,000	7,158	158
5410015	SUP-AUTO	4,473	—	—	—
5410016	SUP-BLD	389	—	—	—
5410017	SUP-JANITORIAL	717	—	—	—
5410018	SUP-FARM	4,762	—	—	—
5410019	SUP-CHEMICAL/GAS MAT	178	—	—	—
5410020	SUP-COMMUNICATIONS	2,313	—	—	—
5410021	SUP-ELECTRONICS/ELEC	3,824	—	—	—
5410023	SUP-PERSONAL	819	700	716	16
5410028	SUP-STORAGE/PACKAGNG	667	—	—	—
5410030	SUP-TOOLS	4,349	—	—	—
5410031	SUP-REP/MNT SUP-AUTO	8,120	6,500	6,646	146
5410032	SUP-REP/MNT SUP-OTHR	3,021	—	—	—
5410034	SUP-HORTICULTURE	12	—	—	—
5410035	SUP-SOFTWARE	3,550	17,500	17,894	394
5410036	SUP-FUELTRAC	281,544	135,700	138,754	3,054
5410040	SUP - WEAPONS	477	—	—	—
5410048	SUP-FACILITIES	1,653	—	—	—

Supplies (continued)

Commitment Item	Name	FY2022-2023 Actuals	Existing Operating Budget as of 10/01/2023	FY2024-2025 Total Request	Over/Under EOB
5410400	SUP-OTHER	72,113	89,500	91,514	2,014
5410510	SUP-CONS INV TRAD-IM	21,117	—	—	—
<b>Total Supplies:</b>		<b>\$482,055</b>	<b>\$380,388</b>	<b>\$393,449</b>	<b>\$13,061</b>

Professional Services

Commitment Item	Name	FY2022-2023 Actuals	Existing Operating Budget as of 10/01/2023	FY2024-2025 Total Request	Over/Under EOB
5510009	PROF SERV-VETERINARY	18,594	12,000	12,270	270
5510010	PROF SRV-INVEST/RES	9,360	5,500	5,624	124
5510013	PROF SERV-IT	1,023	—	—	—
5510020	PROF SERV-BLD/CONSTR	149	—	—	—
5510025	PROF SRV-PUB SAFETY	1,669	—	—	—
5510027	PROF SERV-TRANS/STOR	280	—	—	—
5510400	PROF SERV-OTHER	447	4,500	4,601	101
<b>Total Professional Services:</b>		<b>\$31,521</b>	<b>\$22,000</b>	<b>\$22,495</b>	<b>\$495</b>

Other Charges

Commitment Item	Name	FY2022-2023 Actuals	Existing Operating Budget as of 10/01/2023	FY2024-2025 Total Request	Over/Under EOB
5610003	OTHER PUBLIC ASST	308	—	—	—
5620024	MISC-TUITION	6,524	—	—	—
5620063	MISC-OPERATNG SVCS	362,113	450,000	450,000	—
5620064	MISC-PROF SVCS	10,413	—	—	—
5620065	MISC-SUPPLIES OTHER	103,716	230,506	230,506	—
5620066	MISC-TRVL IN STATE	10,894	14,500	14,500	—
5620067	MISC-TR OUT OF STATE	7,246	—	—	—
5620068	MISC-ACQ/MAJ REP OTH	3,150	—	—	—
5620069	MISC-INTERAGENCY OTH	—	16,900	16,900	—
5620112	MISC-OTH PUB SAF FRD	105,270	125,700	125,700	—

**Other Charges** *(continued)*

Commitment Item	Name	FY2022-2023 Actuals	Existing Operating Budget as of 10/01/2023	FY2024-2025 Total Request	Over/Under EOB
5620128	MISC-PROMO ITEMS	768	—	—	—
5620160	MISC-TRVL IN STATE	2,480	—	—	—
5620162	MISC-TR OUT OF STATE	7,496	—	—	—
5620276	MISC-OC-SUP-INV TRDE	40,940	—	—	—
5620900	MISC-ACQ/MAJ REP OTH	149,261	—	—	—
<b>Total Other Charges:</b>		<b>\$810,580</b>	<b>\$837,606</b>	<b>\$837,606</b>	<b>—</b>

**Interagency Transfers**

Commitment Item	Name	FY2022-2023 Actuals	Existing Operating Budget as of 10/01/2023	FY2024-2025 Total Request	Over/Under EOB
5950014	IAT-TELEPHONE	110,184	320,000	325,040	5,040
5950033	IAT-INTER AGY TRANS	634	—	12,210	12,210
5950058	IAT-TECH SVCS	200,858	617,182	617,182	—
<b>Total Interagency Transfers:</b>		<b>\$311,675</b>	<b>\$937,182</b>	<b>\$954,432</b>	<b>\$17,250</b>

**Acquisitions**

Commitment Item	Name	FY2022-2023 Actuals	Existing Operating Budget as of 10/01/2023	FY2024-2025 Total Request	Over/Under EOB
5710221	ACQ-COMP HARDWARE	—	—	6,000	6,000
5710236	ACQ-OTHER	—	637,322	29,000	(608,322)
<b>Total Acquisitions:</b>		<b>—</b>	<b>\$637,322</b>	<b>\$35,000</b>	<b>\$(602,322)</b>

**Major Repairs**

Commitment Item	Name	FY2022-2023 Actuals	Existing Operating Budget as of 10/01/2023	FY2024-2025 Total Request	Over/Under EOB
5810003	MAJ REP-BLDG	—	—	128,000	128,000
<b>Total Major Repairs:</b>		<b>—</b>	<b>—</b>	<b>\$128,000</b>	<b>\$128,000</b>
<b>Total Expenditures for Program 4192</b>		<b>\$32,645,290</b>	<b>\$38,681,935</b>	<b>\$40,130,835</b>	<b>\$1,448,900</b>



**4193 - Operational Support**

**Means of Financing**

Description	FY2022-2023 Actuals	Existing Operating Budget as of 10/01/2023	FY2024-2025 Total Request	Over/Under EOB	Percent Change
STATE GENERAL FUND (Direct)	5,136,355	25,388,469	33,185,730	7,797,261	30.71%
STATE GENERAL FUND BY:	—	—	—	—	—
INTERAGENCY TRANSFERS	17,082,000	19,867,346	22,416,771	2,549,425	12.83%
FEES & SELF-GENERATED	93,990,794	107,587,382	106,951,772	(635,610)	(0.59)%
STATUTORY DEDICATIONS	6,621,012	8,565,004	8,565,004	—	—
FEDERAL FUNDS	906,997	6,288,191	6,288,191	—	—
<b>TOTAL MEANS OF FINANCING</b>	<b>\$123,737,159</b>	<b>\$167,696,392</b>	<b>\$177,407,468</b>	<b>\$9,711,076</b>	<b>5.79%</b>

**Fees and Self-Generated**

Description	FY2022-2023 Actuals	Existing Operating Budget as of 10/01/2023	FY2024-2025 Total Request	Over/Under EOB	Percent Change
Fees & Self-generated	79,940,548	92,431,297	91,795,687	(635,610)	(0.69)%
Insurance Fraud Investigation Fund	105,341	379,983	379,983	—	—
Public Safety DWI Testing	440,706	440,825	440,825	—	—
Concealed Handgun Permit Fund	2,990,351	4,400,000	4,400,000	—	—
Sex Offender Registry Technology Fund	25,000	25,000	25,000	—	—
Criminal Identification and Information	6,500,000	6,500,000	6,500,000	—	—
Insurance Verification System Fund	3,988,847	3,410,277	3,410,277	—	—
<b>Total:</b>	<b>\$93,990,794</b>	<b>\$107,587,382</b>	<b>\$106,951,772</b>	<b>\$(635,610)</b>	<b>(0.59)%</b>

**Statutory Dedications**

Description	FY2022-2023 Actuals	Existing Operating Budget as of 10/01/2023	FY2024-2025 Total Request	Over/Under EOB	Percent Change
Tobacco Tax Health Care Fund	3,081,653	3,101,127	3,101,127	—	—
Video Draw Poker Device Fund	350,566	—	—	—	—
Riverboat Gaming Enforcement Fund	304,105	655,654	655,654	—	—
Pari-mutuel Live Racing Facility Gaming	620,277	620,277	620,277	—	—
Louisiana State Police Salary Fund	2,015,412	3,938,946	3,938,946	—	—
DPS Peace Officers Fund	249,000	249,000	249,000	—	—
<b>Total:</b>	<b>\$6,621,012</b>	<b>\$8,565,004</b>	<b>\$8,565,004</b>	<b>—</b>	<b>—</b>

**Program Expenditures**

Description	FY2022-2023 Actuals	Existing Operating Budget as of 10/01/2023	FY2024-2025 Total Request	Over/Under EOB	Percent Change
Salaries	29,025,574	31,319,651	34,751,491	3,431,840	10.96%
Other Compensation	2,745,626	1,468,798	3,289,798	1,821,000	123.98%
Related Benefits	24,593,882	27,999,706	28,511,841	512,135	1.83%
<b>TOTAL PERSONAL SERVICES</b>	<b>\$56,365,082</b>	<b>\$60,788,155</b>	<b>\$66,553,130</b>	<b>\$5,764,975</b>	<b>9.48%</b>
Travel	450,539	478,285	801,743	323,458	67.63%
Operating Services	8,989,917	17,850,791	28,051,680	10,200,889	57.15%
Supplies	9,697,719	12,912,153	13,409,297	497,144	3.85%
<b>TOTAL OPERATING EXPENSES</b>	<b>\$19,138,175</b>	<b>\$31,241,229</b>	<b>\$42,262,720</b>	<b>\$11,021,491</b>	<b>35.28%</b>
<b>PROFESSIONAL SERVICES</b>	<b>\$565,021</b>	<b>\$2,533,873</b>	<b>\$290,261</b>	<b>\$(2,243,612)</b>	<b>(88.54)%</b>
Other Charges	18,199,187	24,336,451	28,771,422	4,434,971	18.22%
Debt Service	—	—	—	—	—
Interagency Transfers	29,353,545	33,852,762	37,605,236	3,752,474	11.08%
<b>TOTAL OTHER CHARGES</b>	<b>\$47,552,731</b>	<b>\$58,189,213</b>	<b>\$66,376,658</b>	<b>\$8,187,445</b>	<b>14.07%</b>
Acquisitions	116,150	14,943,922	1,056,819	(13,887,103)	(92.93)%
Major Repairs	—	—	867,880	867,880	—
<b>TOTAL ACQ. &amp; MAJOR REPAIRS</b>	<b>\$116,150</b>	<b>\$14,943,922</b>	<b>\$1,924,699</b>	<b>\$(13,019,223)</b>	<b>(87.12)%</b>
<b>TOTAL EXPENDITURES</b>	<b>\$123,737,159</b>	<b>\$167,696,392</b>	<b>\$177,407,468</b>	<b>\$9,711,076</b>	<b>5.79%</b>

**Program Positions**

Classified	398	401	409	8	2.00%
Unclassified	9	9	9	—	—
<b>TOTAL AUTHORIZED T.O. POSITIONS</b>	<b>407</b>	<b>410</b>	<b>418</b>	<b>8</b>	<b>1.95%</b>
<b>TOTAL AUTHORIZED OTHER CHARGES POSITIONS</b>	<b>—</b>	<b>—</b>	<b>—</b>	<b>—</b>	<b>—</b>
<b>TOTAL NON-T.O. FTE POSITIONS</b>	<b>25</b>	<b>25</b>	<b>25</b>	<b>—</b>	<b>—</b>
<b>TOTAL POSITIONS</b>	<b>432</b>	<b>435</b>	<b>443</b>	<b>8</b>	<b>1.84%</b>

**Cost Detail**

**Means of Financing**

Description	FY2022-2023 Actuals	Existing Operating Budget as of 10/01/2023	FY2024-2025 Total Request	Over/Under EOB
State General Fund	5,136,355	25,388,469	33,185,730	7,797,261
Interagency Transfers	17,082,000	19,867,346	22,416,771	2,549,425
Fees & Self-generated	79,940,548	92,431,297	91,795,687	(635,610)
Insurance Fraud Investigation Fund	105,341	379,983	379,983	—
Public Safety DWI Testing	440,706	440,825	440,825	—
Concealed Handgun Permit Fund	2,990,351	4,400,000	4,400,000	—
Sex Offender Registry Technology Fund	25,000	25,000	25,000	—
Criminal Identification and Information	6,500,000	6,500,000	6,500,000	—
Insurance Verification System Fund	3,988,847	3,410,277	3,410,277	—
Tobacco Tax Health Care Fund	3,081,653	3,101,127	3,101,127	—
Video Draw Poker Device Fund	350,566	—	—	—
Riverboat Gaming Enforcement Fund	304,105	655,654	655,654	—
Pari-mutuel Live Racing Facility Gaming	620,277	620,277	620,277	—
Louisiana State Police Salary Fund	2,015,412	3,938,946	3,938,946	—
DPS Peace Officers Fund	249,000	249,000	249,000	—
Federal Funds	906,997	6,288,191	6,288,191	—
<b>Total:</b>	<b>\$123,737,158</b>	<b>\$167,696,392</b>	<b>\$177,407,468</b>	<b>\$9,711,076</b>

**Salaries**

Commitment Item	Name	FY2022-2023 Actuals	Existing Operating Budget as of 10/01/2023	FY2024-2025 Total Request	Over/Under EOB
5110010	SAL-CLASS-TO-REG	22,620,665	25,071,014	28,547,969	3,476,955
5110015	SAL-CLASS-TO-OT	5,136,703	5,025,016	5,025,016	—
5110020	SAL-CLASS-TO-TERM	185,059	259,400	259,400	—
5110025	SAL-UNCLASS-TO-REG	963,733	964,221	919,106	(45,115)
5110030	SAL-UNCLASS-TO-OT	53,900	—	—	—
5110035	SAL-UNCLASS-TO-TERM	65,514	—	—	—
<b>Total Salaries:</b>		<b>\$29,025,574</b>	<b>\$31,319,651</b>	<b>\$34,751,491</b>	<b>\$3,431,840</b>

**Other Compensation**

Commitment Item	Name	FY2022-2023 Actuals	Existing Operating Budget as of 10/01/2023	FY2024-2025 Total Request	Over/Under EOB
5120010	COMPENSATION/WAGES	2,450,199	1,259,278	3,060,998	1,801,720
5120035	STUDENT LABOR	159,472	209,520	228,800	19,280
5120105	COMP-CL-NON TO-OT	132,529	—	—	—
5120110	COMP-CL-NON TO-TERM	3,426	—	—	—
<b>Total Other Compensation:</b>		<b>\$2,745,626</b>	<b>\$1,468,798</b>	<b>\$3,289,798</b>	<b>\$1,821,000</b>

**Related Benefits**

Commitment Item	Name	FY2022-2023 Actuals	Existing Operating Budget as of 10/01/2023	FY2024-2025 Total Request	Over/Under EOB
5130010	RET CONTR-STATE EMP	6,607,165	7,518,855	7,875,136	356,281
5130030	RET CONTR-OTHER	5,825,587	7,300,542	7,404,561	104,019
5130050	POSTRET BENEFITS	8,191,440	8,647,184	8,647,184	—
5130055	FICA TAX (OASDI)	45,647	149,887	63,877	(86,010)
5130060	MEDICARE TAX	461,230	435,813	468,504	32,691
5130065	UNEMPLOYMENT BENEFIT	4,282	—	—	—
5130070	GRP INS CONTRIBUTION	3,118,329	3,581,705	3,836,696	254,991
5130090	TAXABLE FRINGE BEN	340,203	365,720	215,883	(149,837)
<b>Total Related Benefits:</b>		<b>\$24,593,882</b>	<b>\$27,999,706</b>	<b>\$28,511,841</b>	<b>\$512,135</b>

**Travel**

Commitment Item	Name	FY2022-2023 Actuals	Existing Operating Budget as of 10/01/2023	FY2024-2025 Total Request	Over/Under EOB
5210010	IN-STATE TRAVEL-ADM	46,227	176,980	180,962	3,982
5210015	IN-STATE TRAVEL-CONF	67,655	150,605	466,689	316,084
5210020	IN-STATE TRAV-FIELD	30,997	119,300	121,985	2,685
5210030	IN-STATE TRV-IT/TRN	10,195	31,400	32,107	707
5210050	OUT-OF-STATE TRV-ADM	115,520	—	—	—
5210055	OUT-OF-STTRV-CONF	117,760	—	—	—
5210060	OUT-OF-STTRV-FIELD	9,948	—	—	—

Travel (continued)

Commitment Item	Name	FY2022-2023 Actuals	Existing Operating Budget as of 10/01/2023	FY2024-2025 Total Request	Over/Under EOB
5210070	OUT-OF-STTRV-IT/TRN	11,452	—	—	—
5210105	STAFF TRAINING	16,713	—	—	—
5210110	CONFERENCE REG FEES	10,732	—	—	—
5210115	CERTIFICATION FEES	13,341	—	—	—
<b>Total Travel:</b>		<b>\$450,539</b>	<b>\$478,285</b>	<b>\$801,743</b>	<b>\$323,458</b>

Operating Services

Commitment Item	Name	FY2022-2023 Actuals	Existing Operating Budget as of 10/01/2023	FY2024-2025 Total Request	Over/Under EOB
5310001	SERV-ADVERTISING	2,360	830	300,849	300,019
5310004	SERV-BANK FEES	0	—	—	—
5310005	SERV-PRINTING	27,670	48,650	49,745	1,095
5310007	SERV-TRANSPORTATION	170	—	—	—
5310010	SERV-DUES & OTHER	23,948	61,590	62,976	1,386
5310011	SERV-SUBSCRIPTIONS	20,442	—	—	—
5310013	SERV-LAB FEES	6,488	—	—	—
5310014	SERV-DRUG TESTING	208	—	—	—
5310015	SERV-SECURITY	2,094,253	1,808,800	1,849,499	40,699
5310017	SERV-DOC DESTRUCTION	2,136	—	—	—
5310019	SERV-FREIGHT	13,908	—	—	—
5310021	SERV-FOOD SERV MGMT	752	—	—	—
5310025	SERV-LOCKSMITH	4,426	—	—	—
5310026	SERV-INVESTIGATE EXP	138	—	—	—
5310030	SERV-ADMIN FEES	145	—	—	—
5310031	SER-CRDT CRD TRN FEE	5,288	—	—	—
5310032	SER-CRDT CRD DIS FEE	3,656	—	—	—
5310033	SERV-OTH LAB-VET	1,250	—	—	—
5310037	SERV - TRAINING	2,363	—	—	—

Operating Services (continued)

Commitment Item	Name	FY2022-2023 Actuals	Existing Operating Budget as of 10/01/2023	FY2024-2025 Total Request	Over/Under EOB
5310040	SERV-BANK (NON-DEBT)	861	—	—	—
5310049	SERV-DUES & OTHER	3,782	—	—	—
5310050	SERV-DUES & OTHER	12,670	—	—	—
5310400	SERV-MISC	23,001	85,700	87,628	1,928
5330001	MAINT-BUILDINGS	54,898	206,500	211,147	4,647
5330003	MAINT-PESTCONTROL	331	900	920	20
5330004	MAINT-GARBAGE DISP	21,718	33,200	33,947	747
5330005	MAINT-WSTDISP-SHRED	3,680	—	—	—
5330006	MAINT-HAZ WASTE DISP	5,625	—	—	—
5330007	MAINT-PROPERTY	12,970	14,090	14,407	317
5330008	MAINT-EQUIPMENT	147,921	467,986	478,518	10,532
5330011	MAINT-COMMUNICTN EQP	35,424	—	—	—
5330012	MAINT-JANITORIAL	72	3,200	3,272	72
5330013	MAINT-CLEANING SERV	2,569	—	—	—
5330014	MAINT-GROUNDS	16,107	—	—	—
5330016	MAINT-DATA PROC EQP	4,844	—	—	—
5330017	MAINT-DATA SOFTWARE	6,947	—	352,400	352,400
5330018	MAINT-AUTO REPAIRS	1,491,162	1,376,180	1,407,146	30,966
5330019	MAINT-ATVS	7,108	—	—	—
5330026	MAINT-SOFTWRE MTCE	175	—	—	—
5330027	MAINT-VEHICLE TRACK	242	—	—	—
5340010	RENT-REAL ESTATE	145,417	270,000	276,075	6,075
5340015	RENT-OPER COST-BLDG	71,700	—	—	—
5340020	RENT-EQUIPMENT	26,375	49,325	50,435	1,110
5340025	RENT-AUTOMOBILES	4,407	—	—	—
5340030	RENT-DATA PROC EQUIP	4,068	5,375	5,497	122
5340045	RENT-STORAGE SPACE	1,103	—	—	—

Operating Services (continued)

Commitment Item	Name	FY2022-2023 Actuals	Existing Operating Budget as of 10/01/2023	FY2024-2025 Total Request	Over/Under EOB
5340070	RENT-OTHER	16,030	32,200	32,925	725
5340075	RENT-UNIFORM/CLOTHNG	154	—	—	—
5340076	MIPA-PRINCIPAL	2,762,406	11,076,202	21,077,239	10,001,037
5340078	RENT-DATA-LIC SOFT	—	5,350	5,470	120
5350001	UTIL-INTERNET PROVID	2,278	3,400	3,476	76
5350004	UTIL-TELEPHONE SERV	64,095	629,784	69,737	(560,047)
5350005	UTIL-OTHER COMM SERV	438,170	214,799	188,862	(25,937)
5350006	UTIL-MAIL/DEL/POST	44,267	21,025	21,498	473
5350007	UTIL-POSTAGE DUE	47	—	—	—
5350008	UTIL-DEL UPS/FED EXP	58	—	—	—
5350009	UTIL-GAS	280,949	386,200	394,891	8,691
5350010	UTIL-ELECTRICITY	967,075	936,780	957,860	21,080
5350011	UTIL-WATER	80,314	112,725	115,261	2,536
5350012	UTIL-CABLE	5,068	—	—	—
5350013	UTIL-BOTTLED GAS	230	—	—	—
5350017	UTIL-OPR SER-LAUNDRY	10,735	—	—	—
5350400	UTIL-OTHER	3,264	—	—	—
<b>Total Operating Services:</b>		<b>\$8,989,917</b>	<b>\$17,850,791</b>	<b>\$28,051,680</b>	<b>\$10,200,889</b>

Supplies

Commitment Item	Name	FY2022-2023 Actuals	Existing Operating Budget as of 10/01/2023	FY2024-2025 Total Request	Over/Under EOB
5410001	SUP-OFFICE SUPPLIES	340,126	250,450	258,488	8,038
5410002	SUP-TELEPH & ACCESS	17,629	—	—	—
5410004	SUP-SECURITY/LAW ENF	285,140	132,280	1,075,600	943,320
5410005	SUP-PHARMACEUTICAL	4,862	7,625	7,797	172
5410006	SUP-COMPUTER	232,609	50,680	51,822	1,142



Supplies (continued)

Commitment Item	Name	FY2022-2023 Actuals	Existing Operating Budget as of 10/01/2023	FY2024-2025 Total Request	Over/Under EOB
5410007	SUP-CLOTHING/UNIFORM	579,082	1,073,607	1,040,165	(33,442)
5410008	SUP-MEDICAL	21,747	7,010	7,167	157
5410009	SUP-EDUCATION & REC	46,965	7,000	7,157	157
5410010	SUP-TEXTBOOKS	11,515	—	—	—
5410011	SUP-WORKBOOKS	16,106	—	—	—
5410013	SUP-FOOD & BEVERAGE	440,817	347,800	355,627	7,827
5410015	SUP-AUTO	262,525	—	—	—
5410016	SUP-BLD	112,718	130,369	122,521	(7,848)
5410017	SUP-JANITORIAL	153,579	81,200	83,028	1,828
5410019	SUP-CHEMICAL/GAS MAT	25,197	—	—	—
5410020	SUP-COMMUNICATIONS	24,272	—	—	—
5410021	SUP-ELECTRONICS/ELEC	51,217	—	—	—
5410022	SUP-FUELS/LUBRICANTS	11,378	—	—	—
5410023	SUP-PERSONAL	17,433	18,300	18,712	412
5410024	SUP-INDUSTMAN/PROC	96	—	—	—
5410025	SUP-LAB SUPPLIES	1,495,245	1,083,133	1,058,211	(24,922)
5410027	SUP-OTHER MEDICAL	1,571	3,650	3,732	82
5410028	SUP-STORAGE/PACKAGNG	65,188	—	—	—
5410029	SUP-TEXTILES	5,100	—	—	—
5410030	SUP-TOOLS	67,271	—	—	—
5410031	SUP-REP/MNT SUP-AUTO	31,783	1,000,000	1,022,501	22,501
5410032	SUP-REP/MNT SUP-OTHR	137,203	272,314	32,863	(239,451)
5410034	SUP-HORTICULTURE	977	—	—	—
5410035	SUP-SOFTWARE	19,472	4,200	4,295	95
5410036	SUP-FUELTRAC	2,716,605	6,169,173	6,307,980	138,807
5410039	SUP - AMMUNITIONS	7,798	—	—	—
5410040	SUP - WEAPONS	65,945	—	—	—

Supplies (continued)

Commitment Item	Name	FY2022-2023 Actuals	Existing Operating Budget as of 10/01/2023	FY2024-2025 Total Request	Over/Under EOB
5410046	SUP-AIRPLANE MTCE	183	—	—	—
5410048	SUP-FACILITIES	10,907	—	—	—
5410053	SUP-PROT APP & EQUIP	30	—	—	—
5410054	SUP-STORES INCREASE	987,439	1,020,500	1,043,461	22,961
5410057	SUP-DISPO TABLEWARE	110	—	—	—
5410110	INVENTORY-TRADE-IM	(58,042)	—	—	—
5410400	SUP-OTHER	950,097	1,252,862	908,170	(344,692)
5410510	SUP-CONS INV TRAD-IM	548,513	—	—	—
5410520	G/L-INV PRICE VAR-IM	(18,624)	—	—	—
5410900	SUPPLIES - ACQ	7,936	—	—	—
<b>Total Supplies:</b>		<b>\$9,697,719</b>	<b>\$12,912,153</b>	<b>\$13,409,297</b>	<b>\$497,144</b>

Professional Services

Commitment Item	Name	FY2022-2023 Actuals	Existing Operating Budget as of 10/01/2023	FY2024-2025 Total Request	Over/Under EOB
5510004	PROF SERV-ENG/ARCHIT	85	—	—	—
5510007	PROF SERV-MED/DEN	380	—	—	—
5510009	PROF SERV-VETERINARY	1,047	—	—	—
5510010	PROF SRV-INVEST/RES	1,526	—	—	—
5510012	PROF SERV-EDUCATION	129,796	—	—	—
5510013	PROF SERV-IT	416	—	—	—
5510020	PROF SERV-BLD/CONSTR	43,012	—	—	—
5510021	PROF SERV-ENVIRONMTL	129	—	—	—
5510022	PROF SERV-FARM/FORES	23,700	—	—	—
5510023	PROF SERV-INDUSTCLN	11,255	—	—	—
5510027	PROF SERV-TRANS/STOR	58,737	—	—	—

Professional Services (continued)

Commitment Item	Name	FY2022-2023 Actuals	Existing Operating Budget as of 10/01/2023	FY2024-2025 Total Request	Over/Under EOB
5510028	PROF SERV-ADV/PRINT	2,471	—	—	—
5510400	PROF SERV-OTHER	292,468	2,533,873	290,261	(2,243,612)
<b>Total Professional Services:</b>		<b>\$565,021</b>	<b>\$2,533,873</b>	<b>\$290,261</b>	<b>\$(2,243,612)</b>

Other Charges

Commitment Item	Name	FY2022-2023 Actuals	Existing Operating Budget as of 10/01/2023	FY2024-2025 Total Request	Over/Under EOB
5610002	LOC AID-LOCAL GOVT	1,924,503	1,625,700	1,625,700	—
5610003	OTHER PUBLIC ASST	—	1,668,849	1,668,849	—
5620014	MISC-JUDGMENTS	102,250	—	—	—
5620024	MISC-TUITION	1,710	—	—	—
5620044	MISC-RECOUP STEE PY	25	—	—	—
5620063	MISC-OPERATNG SVCS	10,909,948	6,502,640	7,200,805	698,165
5620064	MISC-PROF SVCS	79,076	3,772,078	3,654,100	(117,978)
5620065	MISC-SUPPLIES OTHER	1,660,904	9,803,955	10,454,795	650,840
5620066	MISC-TRVL IN STATE	129,438	181,164	181,164	—
5620067	MISC-TR OUT OF STATE	200,615	—	—	—
5620068	MISC-ACQ/MAJ REP OTH	560,007	501,332	2,636,911	2,135,579
5620078	MISC-OC-RETIRE-STEM	120,000	—	—	—
5620080	MISC-OC-RETIRE-OTHER	518,000	—	—	—
5620112	MISC-OTH PUB SAF FRD	8,934	—	—	—
5620128	MISC-PROMO ITEMS	7,219	—	—	—
5620137	MISC-OC-PS-MEDICAL	1,285,307	9,180	9,180	—
5620142	MISC-OC-MAJOR REPAIR	3,100	271,553	1,339,918	1,068,365
5620160	MISC-TRVL IN STATE	1,874	—	—	—
5620162	MISC-TR OUT OF STATE	7,409	—	—	—
5620276	MISC-OC-SUP-INV TRDE	288,990	—	—	—

**Other Charges** *(continued)*

Commitment Item	Name	FY2022-2023 Actuals	Existing Operating Budget as of 10/01/2023	FY2024-2025 Total Request	Over/Under EOB
5620410	INVENTORY-TRADE-IM OC	549	—	—	—
5620900	MISC-ACQ/MAJ REP OTH	389,328	—	—	—
<b>Total Other Charges:</b>		<b>\$18,199,187</b>	<b>\$24,336,451</b>	<b>\$28,771,422</b>	<b>\$4,434,971</b>

**Interagency Transfers**

Commitment Item	Name	FY2022-2023 Actuals	Existing Operating Budget as of 10/01/2023	FY2024-2025 Total Request	Over/Under EOB
5950001	IAT-COMMODITY/SERV	529,664	—	—	—
5950002	IAT-SALARIES	21,545	—	—	—
5950007	IAT-PRINTING	121,105	115,000	115,000	—
5950008	IAT-POSTAGE	87,202	107,675	107,675	—
5950014	IAT-TELEPHONE	807,679	2,575,523	2,578,211	2,688
5950017	IAT-INSURANCE	11,409,086	—	—	—
5950026	IAT-RENTALS	199	183,615	183,615	—
5950033	IAT-INTER AGY TRANS	1,302,100	1,571,305	1,577,497	6,192
5950037	IAT-AUTOMOTIVE SUPP	183,454	179,275	179,275	—
5950038	IAT-OTHER OPER SERV	1,705,715	1,900,000	1,900,000	—
5950049	IAT-CIVIL SERVICE	—	268,687	268,687	—
5950050	IAT-ORM INSURANCE	—	14,810,982	14,810,982	—
5950051	IAT-OSUP	—	117,097	117,097	—
5950053	IAT-STATE TREASURER	—	38,566	38,566	—
5950058	IAT-TECH SVCS	13,185,797	11,791,971	15,535,565	3,743,594
5950059	IAT-ST PROCUREMENT	—	193,066	193,066	—
<b>Total Interagency Transfers:</b>		<b>\$29,353,545</b>	<b>\$33,852,762</b>	<b>\$37,605,236</b>	<b>\$3,752,474</b>

**Acquisitions**

Commitment Item	Name	FY2022-2023 Actuals	Existing Operating Budget as of 10/01/2023	FY2024-2025 Total Request	Over/Under EOB
5710221	ACQ-COMP HARDWARE	7,985	—	2,000	2,000
5710226	ACQ-CONSTR/OTHER EQ	75,711	14,943,922	1,035,619	(13,908,303)
5710227	ACQ-MEDICAL EQUIP	61	—	—	—
5710229	ACQ-SEC/LAW ENFOR EQ	7,649	—	—	—
5710236	ACQ-OTHER	—	—	19,200	19,200
5710237	ACQ-ART ADMIN	24,745	—	—	—
<b>Total Acquisitions:</b>		<b>\$116,150</b>	<b>\$14,943,922</b>	<b>\$1,056,819</b>	<b>\$(13,887,103)</b>

**Major Repairs**

Commitment Item	Name	FY2022-2023 Actuals	Existing Operating Budget as of 10/01/2023	FY2024-2025 Total Request	Over/Under EOB
5810002	MAJ REP-BUILDINGS	—	—	867,880	867,880
<b>Total Major Repairs:</b>		<b>—</b>	<b>—</b>	<b>\$867,880</b>	<b>\$867,880</b>
<b>Total Expenditures for Program 4193</b>		<b>\$123,737,159</b>	<b>\$167,696,392</b>	<b>\$177,407,468</b>	<b>\$9,711,076</b>

**4194 - Gaming Enforcement**

**Means of Financing**

Description	FY2022-2023 Actuals	Existing Operating Budget as of 10/01/2023	FY2024-2025 Total Request	Over/Under EOB	Percent Change
STATE GENERAL FUND (Direct)	4,042	1,250,000	4,247,032	2,997,032	239.76%
STATE GENERAL FUND BY:	—	—	—	—	—
INTERAGENCY TRANSFERS	—	—	—	—	—
FEEES & SELF-GENERATED	9,937,272	10,154,035	10,154,035	—	—
STATUTORY DEDICATIONS	17,909,021	20,991,799	20,991,799	—	—
FEDERAL FUNDS	—	—	—	—	—
<b>TOTAL MEANS OF FINANCING</b>	<b>\$27,850,334</b>	<b>\$32,395,834</b>	<b>\$35,392,866</b>	<b>\$2,997,032</b>	<b>9.25%</b>

**Fees and Self-Generated**

Description	FY2022-2023 Actuals	Existing Operating Budget as of 10/01/2023	FY2024-2025 Total Request	Over/Under EOB	Percent Change
Fees & Self-generated	7,571,845	6,801,720	6,801,720	—	—
Insurance Verification System Fund	2,365,427	3,352,315	3,352,315	—	—
<b>Total:</b>	<b>\$9,937,272</b>	<b>\$10,154,035</b>	<b>\$10,154,035</b>	<b>—</b>	<b>—</b>

**Statutory Dedications**

Description	FY2022-2023 Actuals	Existing Operating Budget as of 10/01/2023	FY2024-2025 Total Request	Over/Under EOB	Percent Change
Video Draw Poker Device Fund	4,946,608	5,297,174	5,297,174	—	—
Riverboat Gaming Enforcement Fund	9,930,605	11,505,681	11,505,681	—	—
Pari-mutuel Live Racing Facility Gaming	1,331,807	1,331,807	1,331,807	—	—
Sports Wagering Enforcement Fund	1,700,000	1,700,000	1,700,000	—	—
Louisiana State Police Salary Fund	—	1,157,137	1,157,137	—	—
<b>Total:</b>	<b>\$17,909,021</b>	<b>\$20,991,799</b>	<b>\$20,991,799</b>	<b>—</b>	<b>—</b>

**Program Expenditures**

Description	FY2022-2023 Actuals	Existing Operating Budget as of 10/01/2023	FY2024-2025 Total Request	Over/Under EOB	Percent Change
Salaries	13,721,891	15,236,297	16,956,641	1,720,344	11.29%
Other Compensation	618,975	400,506	386,586	(13,920)	(3.48)%
Related Benefits	10,862,355	12,630,734	13,883,498	1,252,764	9.92%
<b>TOTAL PERSONAL SERVICES</b>	<b>\$25,203,221</b>	<b>\$28,267,537</b>	<b>\$31,226,725</b>	<b>\$2,959,188</b>	<b>10.47%</b>
Travel	88,488	98,936	101,164	2,228	2.25%
Operating Services	1,105,026	1,130,765	1,156,208	25,443	2.25%
Supplies	189,457	189,732	194,002	4,270	2.25%
<b>TOTAL OPERATING EXPENSES</b>	<b>\$1,382,971</b>	<b>\$1,419,433</b>	<b>\$1,451,374</b>	<b>\$31,941</b>	<b>2.25%</b>
<b>PROFESSIONAL SERVICES</b>	<b>\$24,708</b>	<b>\$262,370</b>	<b>\$268,273</b>	<b>\$5,903</b>	<b>2.25%</b>
Other Charges	175,883	302,800	302,800	—	—
Debt Service	—	—	—	—	—
Interagency Transfers	1,063,552	2,143,694	2,143,694	—	—
<b>TOTAL OTHER CHARGES</b>	<b>\$1,239,435</b>	<b>\$2,446,494</b>	<b>\$2,446,494</b>	<b>—</b>	<b>—</b>
Acquisitions	—	—	—	—	—
Major Repairs	—	—	—	—	—
<b>TOTAL ACQ. &amp; MAJOR REPAIRS</b>	<b>—</b>	<b>—</b>	<b>—</b>	<b>—</b>	<b>—</b>
<b>TOTAL EXPENDITURES</b>	<b>\$27,850,334</b>	<b>\$32,395,834</b>	<b>\$35,392,866</b>	<b>\$2,997,032</b>	<b>9.25%</b>

**Program Positions**

Classified	211	211	211	—	—
Unclassified	—	—	—	—	—
<b>TOTAL AUTHORIZED T.O. POSITIONS</b>	<b>211</b>	<b>211</b>	<b>211</b>	<b>—</b>	<b>—</b>
<b>TOTAL AUTHORIZED OTHER CHARGES POSITIONS</b>	<b>—</b>	<b>—</b>	<b>—</b>	<b>—</b>	<b>—</b>
<b>TOTAL NON-T.O. FTE POSITIONS</b>	<b>—</b>	<b>—</b>	<b>—</b>	<b>—</b>	<b>—</b>
<b>TOTAL POSITIONS</b>	<b>211</b>	<b>211</b>	<b>211</b>	<b>—</b>	<b>—</b>



**Cost Detail**

**Means of Financing**

Description	FY2022-2023 Actuals	Existing Operating Budget as of 10/01/2023	FY2024-2025 Total Request	Over/Under EOB
State General Fund	4,042	1,250,000	4,247,032	2,997,032
Fees & Self-generated	7,571,845	6,801,720	6,801,720	—
Insurance Verification System Fund	2,365,427	3,352,315	3,352,315	—
Video Draw Poker Device Fund	4,946,608	5,297,174	5,297,174	—
Riverboat Gaming Enforcement Fund	9,930,605	11,505,681	11,505,681	—
Pari-mutuel Live Racing Facility Gaming	1,331,807	1,331,807	1,331,807	—
Sports Wagering Enforcement Fund	1,700,000	1,700,000	1,700,000	—
Louisiana State Police Salary Fund	—	1,157,137	1,157,137	—
<b>Total:</b>	<b>\$27,850,334</b>	<b>\$32,395,834</b>	<b>\$35,392,866</b>	<b>\$2,997,032</b>

**Salaries**

Commitment Item	Name	FY2022-2023 Actuals	Existing Operating Budget as of 10/01/2023	FY2024-2025 Total Request	Over/Under EOB
5110010	SAL-CLASS-TO-REG	12,830,675	14,185,047	15,680,781	1,495,734
5110015	SAL-CLASS-TO-OT	516,269	520,700	520,700	—
5110020	SAL-CLASS-TO-TERM	213,700	220,000	220,000	—
5110025	SAL-UNCLASS-TO-REG	161,247	310,550	535,160	224,610
<b>Total Salaries:</b>		<b>\$13,721,891</b>	<b>\$15,236,297</b>	<b>\$16,956,641</b>	<b>\$1,720,344</b>

**Other Compensation**

Commitment Item	Name	FY2022-2023 Actuals	Existing Operating Budget as of 10/01/2023	FY2024-2025 Total Request	Over/Under EOB
5120010	COMPENSATION/WAGES	556,235	361,626	361,626	—
5120035	STUDENT LABOR	49,551	38,880	24,960	(13,920)
5120105	COMP-CL-NON TO-OT	12,250	—	—	—
5120110	COMP-CL-NON TO-TERM	938	—	—	—
<b>Total Other Compensation:</b>		<b>\$618,975</b>	<b>\$400,506</b>	<b>\$386,586</b>	<b>\$(13,920)</b>

**Related Benefits**

Commitment Item	Name	FY2022-2023 Actuals	Existing Operating Budget as of 10/01/2023	FY2024-2025 Total Request	Over/Under EOB
5130010	RET CONTR-STATE EMP	2,757,589	3,012,631	3,200,816	188,185
5130030	RET CONTR-OTHER	4,044,197	4,712,356	5,375,803	663,447
5130050	POSTRET BENEFITS	1,965,063	2,776,636	2,776,636	—
5130055	FICA TAX (OASDI)	15,785	9,879	15,275	5,396
5130060	MEDICARE TAX	204,668	202,571	240,345	37,774
5130065	UNEMPLOYMENT BENEFIT	5,775	—	—	—
5130070	GRP INS CONTRIBUTION	1,684,943	1,650,941	2,095,057	444,116
5130090	TAXABLE FRINGE BEN	184,335	265,720	179,566	(86,154)
<b>Total Related Benefits:</b>		<b>\$10,862,355</b>	<b>\$12,630,734</b>	<b>\$13,883,498</b>	<b>\$1,252,764</b>

**Travel**

Commitment Item	Name	FY2022-2023 Actuals	Existing Operating Budget as of 10/01/2023	FY2024-2025 Total Request	Over/Under EOB
5210010	IN-STATE TRAVEL-ADM	4,227	68,162	69,697	1,535
5210015	IN-STATE TRAVEL-CONF	4,390	27,702	28,326	624
5210020	IN-STATE TRAV-FIELD	4,516	2,398	2,452	54
5210026	IN-STTRV-MEAL REIMB	270	—	—	—
5210030	IN-STATE TRV-IT/TRN	2,421	674	689	15
5210050	OUT-OF-STATE TRV-ADM	7,897	—	—	—
5210055	OUT-OF-STTRV-CONF	52,037	—	—	—
5210060	OUT-OF-STTRV-FIELD	2,503	—	—	—
5210070	OUT-OF-STTRV-IT/TRN	1,765	—	—	—
5210105	STAFF TRAINING	4,094	—	—	—
5210110	CONFERENCE REG FEES	4,369	—	—	—
<b>Total Travel:</b>		<b>\$88,488</b>	<b>\$98,936</b>	<b>\$101,164</b>	<b>\$2,228</b>

Operating Services

Commitment Item	Name	FY2022-2023 Actuals	Existing Operating Budget as of 10/01/2023	FY2024-2025 Total Request	Over/Under EOB
5310005	SERV-PRINTING	369	593	606	13
5310010	SERV-DUES & OTHER	1,390	1,850	1,892	42
5310011	SERV-SUBSCRIPTIONS	150	—	—	—
5310014	SERV-DRUG TESTING	208	—	—	—
5310015	SERV-SECURITY	1,194	—	—	—
5310019	SERV-FREIGHT	1,358	—	—	—
5310031	SER-CRDT CRD TRN FEE	52	—	—	—
5310040	SERV-BANK (NON-DEBT)	7,848	—	—	—
5310050	SERV-DUES & OTHER	306	—	—	—
5310400	SERV-MISC	8,355	186,554	190,752	4,198
5330005	MAINT-WSTDISP-SHRED	504	—	—	—
5330007	MAINT-PROPERTY	1,824	—	—	—
5330008	MAINT-EQUIPMENT	2,077	255	261	6
5330014	MAINT-GROUNDS	5,000	1,750	1,789	39
5330018	MAINT-AUTO REPAIRS	17,046	908	928	20
5330027	MAINT-VEHICLE TRACK	2,029	—	—	—
5340010	RENT-REAL ESTATE	855,727	740,000	756,650	16,650
5340020	RENT-EQUIPMENT	27,796	23,870	24,407	537
5340025	RENT-AUTOMOBILES	1,043	—	—	—
5340045	RENT-STORAGE SPACE	3,156	—	—	—
5340075	RENT-UNIFORM/CLOTHNG	164	—	—	—
5340078	RENT-DATA-LIC SOFT	3,643	—	—	—
5350001	UTIL-INTERNET PROVID	4,239	—	—	—
5350004	UTIL-TELEPHONE SERV	55,009	63,500	64,929	1,429
5350005	UTIL-OTHER COMM SERV	305	30,670	31,360	690
5350006	UTIL-MAIL/DEL/POST	2,943	6,865	7,019	154
5350007	UTIL-POSTAGE DUE	732	—	—	—

Operating Services *(continued)*

Commitment Item	Name	FY2022-2023 Actuals	Existing Operating Budget as of 10/01/2023	FY2024-2025 Total Request	Over/Under EOB
5350009	UTIL-GAS	251	1,015	1,038	23
5350010	UTIL-ELECTRICITY	99,049	70,760	72,353	1,593
5350011	UTIL-WATER	1,173	2,175	2,224	49
5350018	UTIL-MAIL/DEL/POST	76	—	—	—
5350400	UTIL-OTHER	12	—	—	—
<b>Total Operating Services:</b>		<b>\$1,105,026</b>	<b>\$1,130,765</b>	<b>\$1,156,208</b>	<b>\$25,443</b>

Supplies

Commitment Item	Name	FY2022-2023 Actuals	Existing Operating Budget as of 10/01/2023	FY2024-2025 Total Request	Over/Under EOB
5410001	SUP-OFFICE SUPPLIES	88,521	80,000	81,800	1,800
5410004	SUP-SECURITY/LAW ENF	3,316	—	—	—
5410006	SUP-COMPUTER	5,521	8,450	8,641	191
5410007	SUP-CLOTHING/UNIFORM	27,578	27,550	28,169	619
5410009	SUP-EDUCATION & REC	850	—	—	—
5410010	SUP-TEXTBOOKS	2,213	—	—	—
5410011	SUP-WORKBOOKS	446	—	—	—
5410013	SUP-FOOD & BEVERAGE	2,783	600	614	14
5410015	SUP-AUTO	1,133	—	—	—
5410017	SUP-JANITORIAL	1,017	—	—	—
5410021	SUP-ELECTRONICS/ELEC	3,005	—	—	—
5410030	SUP-TOOLS	4,990	—	—	—
5410031	SUP-REP/MNT SUP-AUTO	504	5,150	5,266	116
5410035	SUP-SOFTWARE	139	—	—	—
5410036	SUP-FUELTRAC	133,811	30,450	31,136	686
5410040	SUP - WEAPONS	547	—	—	—

Supplies (continued)

Commitment Item	Name	FY2022-2023 Actuals	Existing Operating Budget as of 10/01/2023	FY2024-2025 Total Request	Over/Under EOB
5410400	SUP-OTHER	4,129	37,532	38,376	844
5410510	SUP-CONS INV TRAD-IM	(91,044)	—	—	—
<b>Total Supplies:</b>		<b>\$189,457</b>	<b>\$189,732</b>	<b>\$194,002</b>	<b>\$4,270</b>

Professional Services

Commitment Item	Name	FY2022-2023 Actuals	Existing Operating Budget as of 10/01/2023	FY2024-2025 Total Request	Over/Under EOB
5510012	PROF SERV-EDUCATION	23,468	—	—	—
5510020	PROF SERV-BLD/CONSTR	1,200	—	—	—
5510400	PROF SERV-OTHER	40	262,370	268,273	5,903
<b>Total Professional Services:</b>		<b>\$24,708</b>	<b>\$262,370</b>	<b>\$268,273</b>	<b>\$5,903</b>

Other Charges

Commitment Item	Name	FY2022-2023 Actuals	Existing Operating Budget as of 10/01/2023	FY2024-2025 Total Request	Over/Under EOB
5620063	MISC-OPERATNG SVCS	449	100,400	100,400	—
5620064	MISC-PROF SVCS	8,857	20,000	20,000	—
5620065	MISC-SUPPLIES OTHER	150,639	100,000	100,000	—
5620066	MISC-TRVL IN STATE	216	30,400	30,400	—
5620067	MISC-TR OUT OF STATE	34	—	—	—
5620112	MISC-OTH PUB SAF FRD	—	52,000	52,000	—
5620162	MISC-TR OUT OF STATE	431	—	—	—
5620276	MISC-OC-SUP-INV TRDE	15,258	—	—	—
<b>Total Other Charges:</b>		<b>\$175,883</b>	<b>\$302,800</b>	<b>\$302,800</b>	<b>—</b>

**Interagency Transfers**

Commitment Item	Name	FY2022-2023 Actuals	Existing Operating Budget as of 10/01/2023	FY2024-2025 Total Request	Over/Under EOB
5950002	IAT-SALARIES	50,000	107,900	107,900	—
5950008	IAT-POSTAGE	3,398	9,600	9,600	—
5950014	IAT-TELEPHONE	95,054	90,550	90,550	—
5950033	IAT-INTER AGY TRANS	120	—	—	—
5950058	IAT-TECH SVCS	914,980	1,935,644	1,935,644	—
<b>Total Interagency Transfers:</b>		<b>\$1,063,552</b>	<b>\$2,143,694</b>	<b>\$2,143,694</b>	<b>—</b>
<b>Total Expenditures for Program 4194</b>		<b>\$27,850,334</b>	<b>\$32,395,834</b>	<b>\$35,392,866</b>	<b>\$2,997,032</b>
<b>Total Agency Expenditures:</b>		<b>\$340,948,981</b>	<b>\$412,418,320</b>	<b>\$448,281,818</b>	<b>\$35,863,498</b>

## SOURCE OF FUNDING SUMMARY

## Agency Overview

## Interagency Transfers

Description	FY2022-2023 Actuals	Existing Operating Budget as of 10/01/2023	FY2024-2025 Total Request	Over/Under EOB	Form ID
IAT GRANTS - TRAFFIC	9,176,598	2,523,943	2,481,073	(42,870)	23391
MISCELLANEOUS INCOME	848,949	849,949	849,949	—	23422
IAT GRANTS	—	1,800,104	1,800,104	—	23430
MISCELLANEOUS INCOME	17,082,001	18,067,242	20,616,667	2,549,425	23431
MISCELLANEOUS INCOME	—	7,498,011	7,498,011	—	24256
<b>Total Interagency Transfers</b>	<b>\$27,107,548</b>	<b>\$30,739,249</b>	<b>\$33,245,804</b>	<b>\$2,506,555</b>	

## Fees &amp; Self-generated

Description	FY2022-2023 Actuals	Existing Operating Budget as of 10/01/2023	FY2024-2025 Total Request	Over/Under EOB	Form ID
OMV TRANSFER-IN	72,928,527	86,612,324	86,073,964	(538,360)	23383
MISC COLLECTIONS	7,012,022	5,818,973	5,721,723	(97,250)	23384
INDIAN GAMING	2,128,440	2,185,013	2,185,013	—	23386
OMV TRANSFER-IN	5,324,024	4,616,707	4,616,707	—	23387
OMV TRANSFER-IN	43,845,183	37,464,757	37,378,221	(86,536)	23389
MISCELLANEOUS INCOME	14,252,580	14,945,703	14,945,703	—	23390
P12-RIGHT TO KNOW	26,069	26,069	26,069	—	23393
P21-EXPLOSIVES TRUST	168,375	251,182	251,182	—	23395
P34-UCR FUND	1,788,049	1,788,049	1,788,049	—	23397
P07-TOWING/STORAGE	277,385	300,000	300,000	—	23398
P39-RTIV FUND	16,599,999	16,184,651	16,184,651	—	23415
NCSZ STATE	—	703,137	703,137	—	23419
OMV TRANSFER-IN	4,816,880	3,710,975	3,710,975	—	23420
I09-INSURANCE FRAUD	3,999,842	4,807,802	4,807,802	—	23425
P39-RTIV FUND	6,379,792	6,386,822	6,386,822	—	23429
P05-DWI MAINT	440,706	440,825	440,825	—	23433
P11-CONCEALED HG	2,990,351	4,400,000	4,400,000	—	23434
P28-CRIMINAL ID	6,500,000	6,500,000	6,500,000	—	23438
I09-INSURANCE FRAUD	105,341	379,983	379,983	—	23440
P39-RTIV FUND	3,988,847	3,410,277	3,410,277	—	23442
P25-SEX OFFENDER REGIS	25,000	25,000	25,000	—	23529
P04-MOTORCYCLE	267,602	292,000	319,813	27,813	24165

**Fees & Self-generated** *(continued)*

Description	FY2022-2023 Actuals	Existing Operating Budget as of 10/01/2023	FY2024-2025 Total Request	Over/Under EOB	Form ID
FEES & SELF GENERATED	501,316	—	—	—	24177
FEES & SELF GENERATED	2,365,427	3,352,315	3,352,315	—	24243
MISC COLLECTIONS	119,381	—	—	—	24244
<b>Total Fees &amp; Self-generated</b>	<b>\$196,851,138</b>	<b>\$204,602,564</b>	<b>\$203,908,231</b>	<b>\$(694,333)</b>	

**Statutory Dedications**

Description	FY2022-2023 Actuals	Existing Operating Budget as of 10/01/2023	FY2024-2025 Total Request	Over/Under EOB	Form ID
P19-HAZMAT	106,453	106,453	106,453	—	23394
E32-TOBACCO TAX	561,859	561,859	561,859	—	23396
V01-OIL SPILL CONTINGENC	2,849,238	7,506,563	7,506,563	—	23399
P29-LSP SALARY FD	1,024,382	10,190,033	10,190,033	—	23410
G04-RIVERBOAT GAMING	53,110,493	35,272,815	35,272,815	—	23412
P13-UNDERGROUND DAMAGES	—	15,000	15,000	—	23414
N10-NATURAL RESOURCES	—	2,175,000	2,175,000	—	23416
P29-LSP SALARY FD	12,560,206	14,513,884	14,513,884	—	23427
G04-RIVERBOAT GAMING	2,470,815	2,424,495	2,424,495	—	23428
E32-TOBACCO TAX	3,081,653	3,101,127	3,101,127	—	23435
G04-RIVERBOAT GAMING	304,105	655,654	655,654	—	23436
P29-LSP SALARY FD	2,015,412	3,938,946	3,938,946	—	23437
G09-PARI-MUTUEL RACING	620,277	620,277	620,277	—	23439
P31-DPS OFFICERS FUND	249,000	249,000	249,000	—	23441
G03-VIDEO DRAW POKER	4,946,608	5,297,174	5,297,174	—	23443
G04-RIVERBOAT GAMING	9,930,605	11,505,681	11,505,681	—	23444
G09-PARI-MUTUEL RACING	1,331,807	1,331,807	1,331,807	—	23445
G24-SPORTS WAGERING	1,700,000	1,700,000	1,700,000	—	24246
P29-LSP SALARY FD	—	1,157,137	1,157,137	—	28182
G03-VIDEO DRAW POKER	350,566	—	—	—	28207
<b>Total Statutory Dedications</b>	<b>\$97,213,479</b>	<b>\$102,322,905</b>	<b>\$102,322,905</b>	<b>—</b>	

**Federal Funds**

Description	FY2022-2023 Actuals	Existing Operating Budget as of 10/01/2023	FY2024-2025 Total Request	Over/Under EOB	Form ID
FEDERAL TRAFFIC	5,335,719	6,390,560	6,149,810	(240,750)	23392



**Federal Funds** *(continued)*

Description	FY2022-2023 Actuals	Existing Operating Budget as of 10/01/2023	FY2024-2025 Total Request	Over/Under EOB	Form ID
FEDERAL CRIMINAL	1,065,894	1,456,157	1,456,157	—	23423
FEDERAL OPERATIONAL	906,997	6,288,191	6,288,191	—	23432
<b>Total Federal Funds</b>	<b>\$7,308,610</b>	<b>\$14,134,908</b>	<b>\$13,894,158</b>	<b>\$(240,750)</b>	

**Not assigned**

Description	FY2022-2023 Actuals	Existing Operating Budget as of 10/01/2023	FY2024-2025 Total Request	Over/Under EOB	Form ID
MISC COLLECTIONS	—	—	—	—	24244
<b>Total Not assigned</b>	<b>—</b>	<b>—</b>	<b>—</b>	<b>—</b>	
<b>Total Sources of Funding:</b>	<b>\$328,480,775</b>	<b>\$351,799,626</b>	<b>\$353,371,098</b>	<b>\$1,571,472</b>	

**SOURCE OF FUNDING DETAIL**

**Interagency Transfers**

**Form 23391 — 419100- Miscellaneous IAT**

Expenditures	Existing Operating Budget as of 10/01/2023			FY2024-2025 Total Request			FY2025-2026 Projected		
	Means of Financing	In-Kind Match	Cash Match	Means of Financing	In-Kind Match	Cash Match	Means of Financing	In-Kind Match	Cash Match
Salaries	1,691,126	—	—	1,691,126	—	—	—	—	—
Other Compensation	233,594	—	—	233,594	—	—	—	—	—
Related Benefits	71,518	—	—	71,518	—	—	—	—	—
<b>TOTAL PERSONAL SERVICES</b>	<b>\$1,996,238</b>	<b>—</b>	<b>—</b>	<b>\$1,996,238</b>	<b>—</b>	<b>—</b>	<b>—</b>	<b>—</b>	<b>—</b>
Travel	—	—	—	—	—	—	—	—	—
Operating Services	—	—	—	—	—	—	—	—	—
Supplies	10,000	—	—	10,000	—	—	—	—	—
<b>TOTAL OPERATING EXPENSES</b>	<b>\$10,000</b>	<b>—</b>	<b>—</b>	<b>\$10,000</b>	<b>—</b>	<b>—</b>	<b>—</b>	<b>—</b>	<b>—</b>
<b>PROFESSIONAL SERVICES</b>	<b>—</b>	<b>—</b>	<b>—</b>	<b>—</b>	<b>—</b>	<b>—</b>	<b>—</b>	<b>—</b>	<b>—</b>
Other Charges	201,151	—	—	201,151	—	—	—	—	—
Debt Service	—	—	—	—	—	—	—	—	—
Interagency Transfers	273,684	—	—	273,684	—	—	—	—	—
<b>TOTAL OTHER CHARGES</b>	<b>\$474,835</b>	<b>—</b>	<b>—</b>	<b>\$474,835</b>	<b>—</b>	<b>—</b>	<b>—</b>	<b>—</b>	<b>—</b>
Acquisitions	42,870	—	—	—	—	—	—	—	—
Major Repairs	—	—	—	—	—	—	—	—	—
<b>TOTAL ACQ. &amp; MAJOR REPAIRS</b>	<b>\$42,870</b>	<b>—</b>	<b>—</b>	<b>—</b>	<b>—</b>	<b>—</b>	<b>—</b>	<b>—</b>	<b>—</b>
<b>TOTAL EXPENDITURES</b>	<b>\$2,523,943</b>	<b>—</b>	<b>—</b>	<b>\$2,481,073</b>	<b>—</b>	<b>—</b>	<b>—</b>	<b>—</b>	<b>—</b>

**Form 23391 — 419100- Miscellaneous IAT**

Question	Narrative Response
State the purpose, source and legal citation.	See Attached 419100 Miscellaneous IAT
Agency discretion or Federal requirement?	N/A
Describe any budgetary peculiarities.	N/A
Is the Total Request amount for multiple years?	N/A
Additional information or comments.	N/A
Provide the amount of any indirect costs.	N/A
Any indirect costs funded with other MOF?	N/A
Objectives and indicators in the Operational Plan.	N/A
Additional information or comments.	N/A

Form 23422 — 419200-Miscellaneous IAT

Expenditures	Existing Operating Budget as of 10/01/2023			FY2024-2025 Total Request			FY2025-2026 Projected		
	Means of Financing	In-Kind Match	Cash Match	Means of Financing	In-Kind Match	Cash Match	Means of Financing	In-Kind Match	Cash Match
Salaries	405,871	—	—	405,871	—	—	—	—	—
Other Compensation	—	—	—	—	—	—	—	—	—
Related Benefits	444,078	—	—	444,078	—	—	—	—	—
<b>TOTAL PERSONAL SERVICES</b>	<b>\$849,949</b>	<b>—</b>	<b>—</b>	<b>\$849,949</b>	<b>—</b>	<b>—</b>	<b>—</b>	<b>—</b>	<b>—</b>
Travel	—	—	—	—	—	—	—	—	—
Operating Services	—	—	—	—	—	—	—	—	—
Supplies	—	—	—	—	—	—	—	—	—
<b>TOTAL OPERATING EXPENSES</b>	<b>—</b>	<b>—</b>	<b>—</b>	<b>—</b>	<b>—</b>	<b>—</b>	<b>—</b>	<b>—</b>	<b>—</b>
<b>PROFESSIONAL SERVICES</b>	<b>—</b>	<b>—</b>	<b>—</b>	<b>—</b>	<b>—</b>	<b>—</b>	<b>—</b>	<b>—</b>	<b>—</b>
Other Charges	—	—	—	—	—	—	—	—	—
Debt Service	—	—	—	—	—	—	—	—	—
Interagency Transfers	—	—	—	—	—	—	—	—	—
<b>TOTAL OTHER CHARGES</b>	<b>—</b>	<b>—</b>	<b>—</b>	<b>—</b>	<b>—</b>	<b>—</b>	<b>—</b>	<b>—</b>	<b>—</b>
Acquisitions	—	—	—	—	—	—	—	—	—
Major Repairs	—	—	—	—	—	—	—	—	—
<b>TOTAL ACQ. &amp; MAJOR REPAIRS</b>	<b>—</b>	<b>—</b>	<b>—</b>	<b>—</b>	<b>—</b>	<b>—</b>	<b>—</b>	<b>—</b>	<b>—</b>
<b>TOTAL EXPENDITURES</b>	<b>\$849,949</b>	<b>—</b>	<b>—</b>	<b>\$849,949</b>	<b>—</b>	<b>—</b>	<b>—</b>	<b>—</b>	<b>—</b>

**Form 23422 — 419200-Miscellaneous IAT**

Question	Narrative Response
<b>State the purpose, source and legal citation.</b>	-The purpose of this agreement is to continue operation of a CDI unit in Baton Rouge, LA, to investigate allegations of fraud committed against the Social Security Administration's disability programs and related Federal and State benefit and insurance programs, as well as to establish the conditions, safeguards and procedures under which this unit will operate.
<b>Agency discretion or Federal requirement?</b>	The IAT agreement is in an amount equal to the Salaries and Related Benefits for the four (4) personnel being paid for by this agreement.
<b>Describe any budgetary peculiarities.</b>	N/A
<b>Is the Total Request amount for multiple years?</b>	These are recurring funds.
<b>Additional information or comments.</b>	N/A
<b>Provide the amount of any indirect costs.</b>	N/A
<b>Any indirect costs funded with other MOF?</b>	N/A
<b>Objectives and indicators in the Operational Plan.</b>	N/A
<b>Additional information or comments.</b>	N/A

Form 23430 — 419300 - IAT Grants

Expenditures	Existing Operating Budget as of 10/01/2023			FY2024-2025 Total Request			FY2025-2026 Projected		
	Means of Financing	In-Kind Match	Cash Match	Means of Financing	In-Kind Match	Cash Match	Means of Financing	In-Kind Match	Cash Match
Salaries	100,000	—	—	100,000	—	—	100,000	—	—
Other Compensation	—	—	—	—	—	—	—	—	—
Related Benefits	—	—	—	—	—	—	—	—	—
<b>TOTAL PERSONAL SERVICES</b>	<b>\$100,000</b>	<b>—</b>	<b>—</b>	<b>\$100,000</b>	<b>—</b>	<b>—</b>	<b>\$100,000</b>	<b>—</b>	<b>—</b>
Travel	—	—	—	—	—	—	—	—	—
Operating Services	—	—	—	—	—	—	—	—	—
Supplies	—	—	—	—	—	—	—	—	—
<b>TOTAL OPERATING EXPENSES</b>	<b>—</b>	<b>—</b>	<b>—</b>	<b>—</b>	<b>—</b>	<b>—</b>	<b>—</b>	<b>—</b>	<b>—</b>
<b>PROFESSIONAL SERVICES</b>	<b>—</b>	<b>—</b>	<b>—</b>	<b>—</b>	<b>—</b>	<b>—</b>	<b>—</b>	<b>—</b>	<b>—</b>
Other Charges	1,700,104	—	—	1,700,104	—	—	1,700,104	—	—
Debt Service	—	—	—	—	—	—	—	—	—
Interagency Transfers	—	—	—	—	—	—	—	—	—
<b>TOTAL OTHER CHARGES</b>	<b>\$1,700,104</b>	<b>—</b>	<b>—</b>	<b>\$1,700,104</b>	<b>—</b>	<b>—</b>	<b>\$1,700,104</b>	<b>—</b>	<b>—</b>
Acquisitions	—	—	—	—	—	—	—	—	—
Major Repairs	—	—	—	—	—	—	—	—	—
<b>TOTAL ACQ. &amp; MAJOR REPAIRS</b>	<b>—</b>	<b>—</b>	<b>—</b>	<b>—</b>	<b>—</b>	<b>—</b>	<b>—</b>	<b>—</b>	<b>—</b>
<b>TOTAL EXPENDITURES</b>	<b>\$1,800,104</b>	<b>—</b>	<b>—</b>	<b>\$1,800,104</b>	<b>—</b>	<b>—</b>	<b>\$1,800,104</b>	<b>—</b>	<b>—</b>

**Form 23430 — 419300 - IAT Grants**

Question	Narrative Response
<b>State the purpose, source and legal citation.</b>	Coverdell Forensic Science Improvement Grant - LCLE When grants are not active, this is unfunded/emergency IAT authority.
<b>Agency discretion or Federal requirement?</b>	Grant specifies how funds are to be expended.
<b>Describe any budgetary peculiarities.</b>	N/A
<b>Is the Total Request amount for multiple years?</b>	Yes
<b>Additional information or comments.</b>	N/A
<b>Provide the amount of any indirect costs.</b>	N/A
<b>Any indirect costs funded with other MOF?</b>	N/A
<b>Objectives and indicators in the Operational Plan.</b>	N/A
<b>Additional information or comments.</b>	N/A

Form 23431 — 419300 - IAT Misc

Expenditures	Existing Operating Budget as of 10/01/2023			FY2024-2025 Total Request			FY2025-2026 Projected		
	Means of Financing	In-Kind Match	Cash Match	Means of Financing	In-Kind Match	Cash Match	Means of Financing	In-Kind Match	Cash Match
Salaries	3,553,501	—	—	3,553,501	—	—	3,553,501	—	—
Other Compensation	153,686	—	—	153,686	—	—	153,686	—	—
Related Benefits	1,550,758	—	—	1,550,758	—	—	1,550,758	—	—
<b>TOTAL PERSONAL SERVICES</b>	<b>\$5,257,945</b>	<b>—</b>	<b>—</b>	<b>\$5,257,945</b>	<b>—</b>	<b>—</b>	<b>\$5,257,945</b>	<b>—</b>	<b>—</b>
Travel	500	—	—	50,488	—	—	50,488	—	—
Operating Services	2,159,509	—	—	1,597,925	—	—	1,597,925	—	—
Supplies	1,853,968	—	—	1,489,291	—	—	1,489,291	—	—
<b>TOTAL OPERATING EXPENSES</b>	<b>\$4,013,977</b>	<b>—</b>	<b>—</b>	<b>\$3,137,704</b>	<b>—</b>	<b>—</b>	<b>\$3,137,704</b>	<b>—</b>	<b>—</b>
<b>PROFESSIONAL SERVICES</b>	<b>\$55,000</b>	<b>—</b>	<b>—</b>	<b>\$55,000</b>	<b>—</b>	<b>—</b>	<b>\$55,000</b>	<b>—</b>	<b>—</b>
Other Charges	7,575,950	—	—	11,001,648	—	—	11,001,648	—	—
Debt Service	—	—	—	—	—	—	—	—	—
Interagency Transfers	1,164,370	—	—	1,164,370	—	—	1,164,370	—	—
<b>TOTAL OTHER CHARGES</b>	<b>\$8,740,320</b>	<b>—</b>	<b>—</b>	<b>\$12,166,018</b>	<b>—</b>	<b>—</b>	<b>\$12,166,018</b>	<b>—</b>	<b>—</b>
Acquisitions	—	—	—	—	—	—	—	—	—
Major Repairs	—	—	—	—	—	—	—	—	—
<b>TOTAL ACQ. &amp; MAJOR REPAIRS</b>	<b>—</b>	<b>—</b>	<b>—</b>	<b>—</b>	<b>—</b>	<b>—</b>	<b>—</b>	<b>—</b>	<b>—</b>
<b>TOTAL EXPENDITURES</b>	<b>\$18,067,242</b>	<b>—</b>	<b>—</b>	<b>\$20,616,667</b>	<b>—</b>	<b>—</b>	<b>\$20,616,667</b>	<b>—</b>	<b>—</b>



Form 23431 — 419300 - IAT Misc

Question	Narrative Response
<b>State the purpose, source and legal citation.</b>	See the attached IAT Miscellaneous backup documentation. Insurance Recovery. Capitol Police. Capitol Security. Training Academy.
<b>Agency discretion or Federal requirement?</b>	N/A
<b>Describe any budgetary peculiarities.</b>	N/A
<b>Is the Total Request amount for multiple years?</b>	Yes
<b>Additional information or comments.</b>	N/A
<b>Provide the amount of any indirect costs.</b>	N/A
<b>Any indirect costs funded with other MOF?</b>	N/A
<b>Objectives and indicators in the Operational Plan.</b>	N/A
<b>Additional information or comments.</b>	N/A

Form 24256 — 419100-Unfunded IAT

Expenditures	Existing Operating Budget as of 10/01/2023			FY2024-2025 Total Request			FY2025-2026 Projected		
	Means of Financing	In-Kind Match	Cash Match	Means of Financing	In-Kind Match	Cash Match	Means of Financing	In-Kind Match	Cash Match
Salaries	—	—	—	—	—	—	—	—	—
Other Compensation	—	—	—	—	—	—	—	—	—
Related Benefits	2,925,103	—	—	2,925,103	—	—	—	—	—
<b>TOTAL PERSONAL SERVICES</b>	<b>\$2,925,103</b>	<b>—</b>	<b>—</b>	<b>\$2,925,103</b>	<b>—</b>	<b>—</b>	<b>—</b>	<b>—</b>	<b>—</b>
Travel	—	—	—	—	—	—	—	—	—
Operating Services	—	—	—	—	—	—	—	—	—
Supplies	—	—	—	—	—	—	—	—	—
<b>TOTAL OPERATING EXPENSES</b>	<b>—</b>	<b>—</b>	<b>—</b>	<b>—</b>	<b>—</b>	<b>—</b>	<b>—</b>	<b>—</b>	<b>—</b>
<b>PROFESSIONAL SERVICES</b>	<b>—</b>	<b>—</b>	<b>—</b>	<b>—</b>	<b>—</b>	<b>—</b>	<b>—</b>	<b>—</b>	<b>—</b>
Other Charges	4,572,908	—	—	4,572,908	—	—	—	—	—
Debt Service	—	—	—	—	—	—	—	—	—
Interagency Transfers	—	—	—	—	—	—	—	—	—
<b>TOTAL OTHER CHARGES</b>	<b>\$4,572,908</b>	<b>—</b>	<b>—</b>	<b>\$4,572,908</b>	<b>—</b>	<b>—</b>	<b>—</b>	<b>—</b>	<b>—</b>
Acquisitions	—	—	—	—	—	—	—	—	—
Major Repairs	—	—	—	—	—	—	—	—	—
<b>TOTAL ACQ. &amp; MAJOR REPAIRS</b>	<b>—</b>	<b>—</b>	<b>—</b>	<b>—</b>	<b>—</b>	<b>—</b>	<b>—</b>	<b>—</b>	<b>—</b>
<b>TOTAL EXPENDITURES</b>	<b>\$7,498,011</b>	<b>—</b>	<b>—</b>	<b>\$7,498,011</b>	<b>—</b>	<b>—</b>	<b>—</b>	<b>—</b>	<b>—</b>

**Form 24256 — 419100-Unfunded IAT**

Question	Narrative Response
<b>State the purpose, source and legal citation.</b>	Unobligated IAT funding for expenditure reimbursement in emergency situations through the Governor's Office of Homeland Security and Emergency Preparedness. Original source of funds is usually from the Federal Emergency Management Administration.
<b>Agency discretion or Federal requirement?</b>	The expenditures for this funding must be in response to emergency situations.
<b>Describe any budgetary peculiarities.</b>	N/A
<b>Is the Total Request amount for multiple years?</b>	N/A
<b>Additional information or comments.</b>	N/A
<b>Provide the amount of any indirect costs.</b>	N/A
<b>Any indirect costs funded with other MOF?</b>	N/A
<b>Objectives and indicators in the Operational Plan.</b>	N/A
<b>Additional information or comments.</b>	N/A

Statutory Dedications

Form 23394 — 419100-Hazardous Materials Emergency Fund (P19)

Expenditures	Existing Operating Budget as of 10/01/2023			FY2024-2025 Total Request			FY2025-2026 Projected		
	Means of Financing	In-Kind Match	Cash Match	Means of Financing	In-Kind Match	Cash Match	Means of Financing	In-Kind Match	Cash Match
Salaries	58,842	—	—	58,842	—	—	—	—	—
Other Compensation	—	—	—	—	—	—	—	—	—
Related Benefits	47,611	—	—	47,611	—	—	—	—	—
<b>TOTAL PERSONAL SERVICES</b>	<b>\$106,453</b>	<b>—</b>	<b>—</b>	<b>\$106,453</b>	<b>—</b>	<b>—</b>	<b>—</b>	<b>—</b>	<b>—</b>
Travel	—	—	—	—	—	—	—	—	—
Operating Services	—	—	—	—	—	—	—	—	—
Supplies	—	—	—	—	—	—	—	—	—
<b>TOTAL OPERATING EXPENSES</b>	<b>—</b>	<b>—</b>	<b>—</b>	<b>—</b>	<b>—</b>	<b>—</b>	<b>—</b>	<b>—</b>	<b>—</b>
<b>PROFESSIONAL SERVICES</b>	<b>—</b>	<b>—</b>	<b>—</b>	<b>—</b>	<b>—</b>	<b>—</b>	<b>—</b>	<b>—</b>	<b>—</b>
Other Charges	—	—	—	—	—	—	—	—	—
Debt Service	—	—	—	—	—	—	—	—	—
Interagency Transfers	—	—	—	—	—	—	—	—	—
<b>TOTAL OTHER CHARGES</b>	<b>—</b>	<b>—</b>	<b>—</b>	<b>—</b>	<b>—</b>	<b>—</b>	<b>—</b>	<b>—</b>	<b>—</b>
Acquisitions	—	—	—	—	—	—	—	—	—
Major Repairs	—	—	—	—	—	—	—	—	—
<b>TOTAL ACQ. &amp; MAJOR REPAIRS</b>	<b>—</b>	<b>—</b>	<b>—</b>	<b>—</b>	<b>—</b>	<b>—</b>	<b>—</b>	<b>—</b>	<b>—</b>
<b>TOTAL EXPENDITURES</b>	<b>\$106,453</b>	<b>—</b>	<b>—</b>	<b>\$106,453</b>	<b>—</b>	<b>—</b>	<b>—</b>	<b>—</b>	<b>—</b>

**Form 23394 — 419100-Hazardous Materials Emergency Fund (P19)**

Question	Narrative Response
<b>State the purpose, source and legal citation.</b>	Act 819, Senate Bill 660 of the 199 Regular Legislative Session enacted R.S. 32:1522 creating the Hazardous Materials Emergency Response Fund to develop those resources within the Department of Public Safety and Corrections, Office of State Police, Transportation and Environmental Safety Section, Hazardous Materials Unit necessary for training, equipment and support State Police Hazardous Materials Response Unit.
<b>Agency discretion or Federal requirement?</b>	Agency discretion.
<b>Describe any budgetary peculiarities.</b>	N/A
<b>Is the Total Request amount for multiple years?</b>	These are recurring funds.
<b>Additional information or comments.</b>	N/A
<b>Provide the amount of any indirect costs.</b>	N/A
<b>Any indirect costs funded with other MOF?</b>	N/A
<b>Objectives and indicators in the Operational Plan.</b>	N/A
<b>Additional information or comments.</b>	N/A

Form 23396 — 419100-Tabacco Tax Health Care Fund (E32)

Expenditures	Existing Operating Budget as of 10/01/2023			FY2024-2025 Total Request			FY2025-2026 Projected		
	Means of Financing	In-Kind Match	Cash Match	Means of Financing	In-Kind Match	Cash Match	Means of Financing	In-Kind Match	Cash Match
Salaries	—	—	—	—	—	—	—	—	—
Other Compensation	—	—	—	—	—	—	—	—	—
Related Benefits	561,859	—	—	561,859	—	—	—	—	—
<b>TOTAL PERSONAL SERVICES</b>	<b>\$561,859</b>	<b>—</b>	<b>—</b>	<b>\$561,859</b>	<b>—</b>	<b>—</b>	<b>—</b>	<b>—</b>	<b>—</b>
Travel	—	—	—	—	—	—	—	—	—
Operating Services	—	—	—	—	—	—	—	—	—
Supplies	—	—	—	—	—	—	—	—	—
<b>TOTAL OPERATING EXPENSES</b>	<b>—</b>	<b>—</b>	<b>—</b>	<b>—</b>	<b>—</b>	<b>—</b>	<b>—</b>	<b>—</b>	<b>—</b>
<b>PROFESSIONAL SERVICES</b>	<b>—</b>	<b>—</b>	<b>—</b>	<b>—</b>	<b>—</b>	<b>—</b>	<b>—</b>	<b>—</b>	<b>—</b>
Other Charges	—	—	—	—	—	—	—	—	—
Debt Service	—	—	—	—	—	—	—	—	—
Interagency Transfers	—	—	—	—	—	—	—	—	—
<b>TOTAL OTHER CHARGES</b>	<b>—</b>	<b>—</b>	<b>—</b>	<b>—</b>	<b>—</b>	<b>—</b>	<b>—</b>	<b>—</b>	<b>—</b>
Acquisitions	—	—	—	—	—	—	—	—	—
Major Repairs	—	—	—	—	—	—	—	—	—
<b>TOTAL ACQ. &amp; MAJOR REPAIRS</b>	<b>—</b>	<b>—</b>	<b>—</b>	<b>—</b>	<b>—</b>	<b>—</b>	<b>—</b>	<b>—</b>	<b>—</b>
<b>TOTAL EXPENDITURES</b>	<b>\$561,859</b>	<b>—</b>	<b>—</b>	<b>\$561,859</b>	<b>—</b>	<b>—</b>	<b>—</b>	<b>—</b>	<b>—</b>

**Form 23396 — 419100-Tabacco Tax Health Care Fund (E32)**

Question	Narrative Response
<b>State the purpose, source and legal citation.</b>	A tax imposed on cigarettes under the provisions of R.S. 47:841(B)(4) and (5) of which forty percent of the monies collected under authority of R.S. 47:841(B)(5) in the fund shall be used solely to provide funding for the Office of State Police, Department of Public Safety and Corrections.
<b>Agency discretion or Federal requirement?</b>	This funding is subject to an annual appropriation by the legislature.
<b>Describe any budgetary peculiarities.</b>	N/A
<b>Is the Total Request amount for multiple years?</b>	These are recurring funds.
<b>Additional information or comments.</b>	N/A
<b>Provide the amount of any indirect costs.</b>	N/A
<b>Any indirect costs funded with other MOF?</b>	N/A
<b>Objectives and indicators in the Operational Plan.</b>	N/A
<b>Additional information or comments.</b>	N/A

Form 23399 — 419100-Louisiana Oil Spill Contingency Fund (V01)

Expenditures	Existing Operating Budget as of 10/01/2023			FY2024-2025 Total Request			FY2025-2026 Projected		
	Means of Financing	In-Kind Match	Cash Match	Means of Financing	In-Kind Match	Cash Match	Means of Financing	In-Kind Match	Cash Match
Salaries	1,476,306	—	—	1,476,306	—	—	—	—	—
Other Compensation	51,480	—	—	51,480	—	—	—	—	—
Related Benefits	580,284	—	—	580,284	—	—	—	—	—
<b>TOTAL PERSONAL SERVICES</b>	<b>\$2,108,070</b>	<b>—</b>	<b>—</b>	<b>\$2,108,070</b>	<b>—</b>	<b>—</b>	<b>—</b>	<b>—</b>	<b>—</b>
Travel	2,000	—	—	2,000	—	—	—	—	—
Operating Services	—	—	—	—	—	—	—	—	—
Supplies	8,000	—	—	8,000	—	—	—	—	—
<b>TOTAL OPERATING EXPENSES</b>	<b>\$10,000</b>	<b>—</b>	<b>—</b>	<b>\$10,000</b>	<b>—</b>	<b>—</b>	<b>—</b>	<b>—</b>	<b>—</b>
<b>PROFESSIONAL SERVICES</b>	<b>—</b>	<b>—</b>	<b>—</b>	<b>—</b>	<b>—</b>	<b>—</b>	<b>—</b>	<b>—</b>	<b>—</b>
Other Charges	5,388,493	—	—	5,388,493	—	—	—	—	—
Debt Service	—	—	—	—	—	—	—	—	—
Interagency Transfers	—	—	—	—	—	—	—	—	—
<b>TOTAL OTHER CHARGES</b>	<b>\$5,388,493</b>	<b>—</b>	<b>—</b>	<b>\$5,388,493</b>	<b>—</b>	<b>—</b>	<b>—</b>	<b>—</b>	<b>—</b>
Acquisitions	—	—	—	—	—	—	—	—	—
Major Repairs	—	—	—	—	—	—	—	—	—
<b>TOTAL ACQ. &amp; MAJOR REPAIRS</b>	<b>—</b>	<b>—</b>	<b>—</b>	<b>—</b>	<b>—</b>	<b>—</b>	<b>—</b>	<b>—</b>	<b>—</b>
<b>TOTAL EXPENDITURES</b>	<b>\$7,506,563</b>	<b>—</b>	<b>—</b>	<b>\$7,506,563</b>	<b>—</b>	<b>—</b>	<b>—</b>	<b>—</b>	<b>—</b>



**Form 23399 — 419100-Louisiana Oil Spill Contingency Fund (V01)**

Question	Narrative Response
<b>State the purpose, source and legal citation.</b>	RS 30:2483: The purpose of the fund is to immediately provide available funds for response to all threatened or actual unauthorized discharges of oil, for clean up of pollution from unauthorized discharges of oil, natural resources damages, damages sustained by any state agency or political subdivision, and removal costs from threatened, unauthorized discharges of oil.
<b>Agency discretion or Federal requirement?</b>	These funds are used solely for the purpose stated in RS 30:2483.
<b>Describe any budgetary peculiarities.</b>	N/A
<b>Is the Total Request amount for multiple years?</b>	These are recurring funds.
<b>Additional information or comments.</b>	N/A
<b>Provide the amount of any indirect costs.</b>	N/A
<b>Any indirect costs funded with other MOF?</b>	N/A
<b>Objectives and indicators in the Operational Plan.</b>	N/A
<b>Additional information or comments.</b>	N/A

**Form 23410 — 419100-LSP Salary Fund (P29)**

Expenditures	Existing Operating Budget as of 10/01/2023			FY2024-2025 Total Request			FY2025-2026 Projected		
	Means of Financing	In-Kind Match	Cash Match	Means of Financing	In-Kind Match	Cash Match	Means of Financing	In-Kind Match	Cash Match
Salaries	644,410	—	—	644,410	—	—	—	—	—
Other Compensation	—	—	—	—	—	—	—	—	—
Related Benefits	9,545,623	—	—	9,545,623	—	—	—	—	—
<b>TOTAL PERSONAL SERVICES</b>	<b>\$10,190,033</b>	<b>—</b>	<b>—</b>	<b>\$10,190,033</b>	<b>—</b>	<b>—</b>	<b>—</b>	<b>—</b>	<b>—</b>
Travel	—	—	—	—	—	—	—	—	—
Operating Services	—	—	—	—	—	—	—	—	—
Supplies	—	—	—	—	—	—	—	—	—
<b>TOTAL OPERATING EXPENSES</b>	<b>—</b>	<b>—</b>	<b>—</b>	<b>—</b>	<b>—</b>	<b>—</b>	<b>—</b>	<b>—</b>	<b>—</b>
<b>PROFESSIONAL SERVICES</b>	<b>—</b>	<b>—</b>	<b>—</b>	<b>—</b>	<b>—</b>	<b>—</b>	<b>—</b>	<b>—</b>	<b>—</b>
Other Charges	—	—	—	—	—	—	—	—	—
Debt Service	—	—	—	—	—	—	—	—	—
Interagency Transfers	—	—	—	—	—	—	—	—	—
<b>TOTAL OTHER CHARGES</b>	<b>—</b>	<b>—</b>	<b>—</b>	<b>—</b>	<b>—</b>	<b>—</b>	<b>—</b>	<b>—</b>	<b>—</b>
Acquisitions	—	—	—	—	—	—	—	—	—
Major Repairs	—	—	—	—	—	—	—	—	—
<b>TOTAL ACQ. &amp; MAJOR REPAIRS</b>	<b>—</b>	<b>—</b>	<b>—</b>	<b>—</b>	<b>—</b>	<b>—</b>	<b>—</b>	<b>—</b>	<b>—</b>
<b>TOTAL EXPENDITURES</b>	<b>\$10,190,033</b>	<b>—</b>	<b>—</b>	<b>\$10,190,033</b>	<b>—</b>	<b>—</b>	<b>—</b>	<b>—</b>	<b>—</b>

**Form 23410 — 419100-LSP Salary Fund (P29)**

Question	Narrative Response
<b>State the purpose, source and legal citation.</b>	R.S. 22:831(A)(2)(d) provides for an increase in the minimum annual license tax assessed upon the business of issuing certain insurance policies, contracts and obligations. The LSP Salary Fund was created to cover the cost of salary increases and related benefits for members of the State Police service. The fund was created to cover these cost up to \$15.6 million annually.
<b>Agency discretion or Federal requirement?</b>	LSP Salary Fund is intended for State Police Personal Services funding.
<b>Describe any budgetary peculiarities.</b>	N/A
<b>Is the Total Request amount for multiple years?</b>	These are recurring funds.
<b>Additional information or comments.</b>	N/A
<b>Provide the amount of any indirect costs.</b>	N/A
<b>Any indirect costs funded with other MOF?</b>	N/A
<b>Objectives and indicators in the Operational Plan.</b>	N/A
<b>Additional information or comments.</b>	N/A

**Form 23412 — 419100-Riverboat Gaming Enforcement Fund (G04)**

Expenditures	Existing Operating Budget as of 10/01/2023			FY2024-2025 Total Request			FY2025-2026 Projected		
	Means of Financing	In-Kind Match	Cash Match	Means of Financing	In-Kind Match	Cash Match	Means of Financing	In-Kind Match	Cash Match
Salaries	26,247,706	—	—	26,247,706	—	—	—	—	—
Other Compensation	725,968	—	—	725,968	—	—	—	—	—
Related Benefits	8,286,141	—	—	8,286,141	—	—	—	—	—
<b>TOTAL PERSONAL SERVICES</b>	<b>\$35,259,815</b>	<b>—</b>	<b>—</b>	<b>\$35,259,815</b>	<b>—</b>	<b>—</b>	<b>—</b>	<b>—</b>	<b>—</b>
Travel	—	—	—	—	—	—	—	—	—
Operating Services	7,000	—	—	7,000	—	—	—	—	—
Supplies	6,000	—	—	6,000	—	—	—	—	—
<b>TOTAL OPERATING EXPENSES</b>	<b>\$13,000</b>	<b>—</b>	<b>—</b>	<b>\$13,000</b>	<b>—</b>	<b>—</b>	<b>—</b>	<b>—</b>	<b>—</b>
<b>PROFESSIONAL SERVICES</b>	<b>—</b>	<b>—</b>	<b>—</b>	<b>—</b>	<b>—</b>	<b>—</b>	<b>—</b>	<b>—</b>	<b>—</b>
Other Charges	—	—	—	—	—	—	—	—	—
Debt Service	—	—	—	—	—	—	—	—	—
Interagency Transfers	—	—	—	—	—	—	—	—	—
<b>TOTAL OTHER CHARGES</b>	<b>—</b>	<b>—</b>	<b>—</b>	<b>—</b>	<b>—</b>	<b>—</b>	<b>—</b>	<b>—</b>	<b>—</b>
Acquisitions	—	—	—	—	—	—	—	—	—
Major Repairs	—	—	—	—	—	—	—	—	—
<b>TOTAL ACQ. &amp; MAJOR REPAIRS</b>	<b>—</b>	<b>—</b>	<b>—</b>	<b>—</b>	<b>—</b>	<b>—</b>	<b>—</b>	<b>—</b>	<b>—</b>
<b>TOTAL EXPENDITURES</b>	<b>\$35,272,815</b>	<b>—</b>	<b>—</b>	<b>\$35,272,815</b>	<b>—</b>	<b>—</b>	<b>—</b>	<b>—</b>	<b>—</b>

**Form 23412 — 419100-Riverboat Gaming Enforcement Fund (G04)**

Question	Narrative Response
<b>State the purpose, source and legal citation.</b>	R.S. 27:92 created the Riverboat Gaming Enforcement Fund which is subsidized from licensing fees and penalties levied on riverboat gaming activities. R.S.27:92 C. (3) The monies in the Riverboat Gaming Enforcement Fund shall be withdrawn only pursuant to appropriation by the legislature and shall be used solely for the following: funds shall be used for the expenses of the office of state police related to the procurement, installation, maintenance, and operation of an automated fingerprint identification system. (4) After compliance with the provisions of Paragraphs (3) of this Subsection, all funds remaining shall be utilized for expenses of the office of state police.
<b>Agency discretion or Federal requirement?</b>	Agency discretion
<b>Describe any budgetary peculiarities.</b>	N/A
<b>Is the Total Request amount for multiple years?</b>	These are recurring funds.
<b>Additional information or comments.</b>	N/A
<b>Provide the amount of any indirect costs.</b>	N/A
<b>Any indirect costs funded with other MOF?</b>	N/A
<b>Objectives and indicators in the Operational Plan.</b>	N/A
<b>Additional information or comments.</b>	N/A

**Form 23414 — 419100-Underground Damages Prevention Fund (P13)**

Expenditures	Existing Operating Budget as of 10/01/2023			FY2024-2025 Total Request			FY2025-2026 Projected		
	Means of Financing	In-Kind Match	Cash Match	Means of Financing	In-Kind Match	Cash Match	Means of Financing	In-Kind Match	Cash Match
Salaries	15,000	—	—	15,000	—	—	—	—	—
Other Compensation	—	—	—	—	—	—	—	—	—
Related Benefits	—	—	—	—	—	—	—	—	—
<b>TOTAL PERSONAL SERVICES</b>	<b>\$15,000</b>	<b>—</b>	<b>—</b>	<b>\$15,000</b>	<b>—</b>	<b>—</b>	<b>—</b>	<b>—</b>	<b>—</b>
Travel	—	—	—	—	—	—	—	—	—
Operating Services	—	—	—	—	—	—	—	—	—
Supplies	—	—	—	—	—	—	—	—	—
<b>TOTAL OPERATING EXPENSES</b>	<b>—</b>	<b>—</b>	<b>—</b>	<b>—</b>	<b>—</b>	<b>—</b>	<b>—</b>	<b>—</b>	<b>—</b>
<b>PROFESSIONAL SERVICES</b>	<b>—</b>	<b>—</b>	<b>—</b>	<b>—</b>	<b>—</b>	<b>—</b>	<b>—</b>	<b>—</b>	<b>—</b>
Other Charges	—	—	—	—	—	—	—	—	—
Debt Service	—	—	—	—	—	—	—	—	—
Interagency Transfers	—	—	—	—	—	—	—	—	—
<b>TOTAL OTHER CHARGES</b>	<b>—</b>	<b>—</b>	<b>—</b>	<b>—</b>	<b>—</b>	<b>—</b>	<b>—</b>	<b>—</b>	<b>—</b>
Acquisitions	—	—	—	—	—	—	—	—	—
Major Repairs	—	—	—	—	—	—	—	—	—
<b>TOTAL ACQ. &amp; MAJOR REPAIRS</b>	<b>—</b>	<b>—</b>	<b>—</b>	<b>—</b>	<b>—</b>	<b>—</b>	<b>—</b>	<b>—</b>	<b>—</b>
<b>TOTAL EXPENDITURES</b>	<b>\$15,000</b>	<b>—</b>	<b>—</b>	<b>\$15,000</b>	<b>—</b>	<b>—</b>	<b>—</b>	<b>—</b>	<b>—</b>

**Form 23414 — 419100-Underground Damages Prevention Fund (P13)**

Question	Narrative Response
<b>State the purpose, source and legal citation.</b>	R.S. 40:1749.24 provides that all civil penalties collected under R.S. 40:1749.20 (A) and (B) shall be paid into the state treasury for credit to the Underground Damages Prevention Fund created by this section. The funds are to be disbursed in the following ways: (1) Fifty percent shall be retained by the fund, and (2) within one year of deposit, the agency responsible for administering R.S. 40:1749.23 shall disburse the remaining fifty percent to the law enforcement agency issuing the citation. R.S. 40:1749.24 (D) provides that the monies in the Underground Damages Prevention Fund shall be used by the Department of Public Safety and Corrections or its designee solely for administration of the provisions of this Part, including payment to the division of administrative law for adjudication services. Expenditures may also be made for information and programs designed to enhance awareness of the duties and responsibilities of persons governed by the provisions of this Part and the duties and responsibilities of persons who enforce and administer the provisions of this Part.
<b>Agency discretion or Federal requirement?</b>	Agency discretion.
<b>Describe any budgetary peculiarities.</b>	N/A
<b>Is the Total Request amount for multiple years?</b>	These are recurring funds.
<b>Additional information or comments.</b>	N/A
<b>Provide the amount of any indirect costs.</b>	N/A
<b>Any indirect costs funded with other MOF?</b>	N/A
<b>Objectives and indicators in the Operational Plan.</b>	N/A
<b>Additional information or comments.</b>	N/A

**Form 23416 — 419100-Natural Resource Restoration Trust Fund (N10)**

Expenditures	Existing Operating Budget as of 10/01/2023			FY2024-2025 Total Request			FY2025-2026 Projected		
	Means of Financing	In-Kind Match	Cash Match	Means of Financing	In-Kind Match	Cash Match	Means of Financing	In-Kind Match	Cash Match
Salaries	—	—	—	—	—	—	—	—	—
Other Compensation	—	—	—	—	—	—	—	—	—
Related Benefits	—	—	—	—	—	—	—	—	—
<b>TOTAL PERSONAL SERVICES</b>	—	—	—	—	—	—	—	—	—
Travel	—	—	—	—	—	—	—	—	—
Operating Services	—	—	—	—	—	—	—	—	—
Supplies	—	—	—	—	—	—	—	—	—
<b>TOTAL OPERATING EXPENSES</b>	—	—	—	—	—	—	—	—	—
<b>PROFESSIONAL SERVICES</b>	—	—	—	—	—	—	—	—	—
Other Charges	2,175,000	—	—	2,175,000	—	—	—	—	—
Debt Service	—	—	—	—	—	—	—	—	—
Interagency Transfers	—	—	—	—	—	—	—	—	—
<b>TOTAL OTHER CHARGES</b>	<b>\$2,175,000</b>	—	—	<b>\$2,175,000</b>	—	—	—	—	—
Acquisitions	—	—	—	—	—	—	—	—	—
Major Repairs	—	—	—	—	—	—	—	—	—
<b>TOTAL ACQ. &amp; MAJOR REPAIRS</b>	—	—	—	—	—	—	—	—	—
<b>TOTAL EXPENDITURES</b>	<b>\$2,175,000</b>	—	—	<b>\$2,175,000</b>	—	—	—	—	—



**Form 23416 — 419100-Natural Resource Restoration Trust Fund (N10)**

Question	Narrative Response
<b>State the purpose, source and legal citation.</b>	RS 30:2480.2: The treasurer in each fiscal year shall pay into the Natural Resource Restoration Trust Fund an amount equal to the amount of all restoration monies received by the office of the oil spill coordinator from natural resource damage assessments. The monies in this fund shall be used solely as provided in this Section and only in the amounts appropriated by the legislature. All unexpended and unencumbered monies in this fund at the end of the fiscal year shall remain in the fund. The monies in this fund shall be invested by the state treasurer in the same manner as monies in the state general fund, and interest earned on the investment of these monies shall remain in the fund. The amounts placed in the fund shall be separate from the Oil Spill Contingency Fund and not counted toward the limitations established for in R.S. 30:2486. Any federal monies placed in the fund shall be administered in accordance with federal requirements for such monies.
<b>Agency discretion or Federal requirement?</b>	These funds are used solely for the purpose stated in RS 30:2480.2.
<b>Describe any budgetary peculiarities.</b>	N/A
<b>Is the Total Request amount for multiple years?</b>	These are recurring funds.
<b>Additional information or comments.</b>	N/A
<b>Provide the amount of any indirect costs.</b>	N/A
<b>Any indirect costs funded with other MOF?</b>	N/A
<b>Objectives and indicators in the Operational Plan.</b>	N/A
<b>Additional information or comments.</b>	N/A

**Form 23427 — 419200-LSP Salary Fund (P29)**

Expenditures	Existing Operating Budget as of 10/01/2023			FY2024-2025 Total Request			FY2025-2026 Projected		
	Means of Financing	In-Kind Match	Cash Match	Means of Financing	In-Kind Match	Cash Match	Means of Financing	In-Kind Match	Cash Match
Salaries	8,373,701	—	—	8,373,701	—	—	—	—	—
Other Compensation	50,220	—	—	50,220	—	—	—	—	—
Related Benefits	6,089,963	—	—	6,089,963	—	—	—	—	—
<b>TOTAL PERSONAL SERVICES</b>	<b>\$14,513,884</b>	<b>—</b>	<b>—</b>	<b>\$14,513,884</b>	<b>—</b>	<b>—</b>	<b>—</b>	<b>—</b>	<b>—</b>
Travel	—	—	—	—	—	—	—	—	—
Operating Services	—	—	—	—	—	—	—	—	—
Supplies	—	—	—	—	—	—	—	—	—
<b>TOTAL OPERATING EXPENSES</b>	<b>—</b>	<b>—</b>	<b>—</b>	<b>—</b>	<b>—</b>	<b>—</b>	<b>—</b>	<b>—</b>	<b>—</b>
<b>PROFESSIONAL SERVICES</b>	<b>—</b>	<b>—</b>	<b>—</b>	<b>—</b>	<b>—</b>	<b>—</b>	<b>—</b>	<b>—</b>	<b>—</b>
Other Charges	—	—	—	—	—	—	—	—	—
Debt Service	—	—	—	—	—	—	—	—	—
Interagency Transfers	—	—	—	—	—	—	—	—	—
<b>TOTAL OTHER CHARGES</b>	<b>—</b>	<b>—</b>	<b>—</b>	<b>—</b>	<b>—</b>	<b>—</b>	<b>—</b>	<b>—</b>	<b>—</b>
Acquisitions	—	—	—	—	—	—	—	—	—
Major Repairs	—	—	—	—	—	—	—	—	—
<b>TOTAL ACQ. &amp; MAJOR REPAIRS</b>	<b>—</b>	<b>—</b>	<b>—</b>	<b>—</b>	<b>—</b>	<b>—</b>	<b>—</b>	<b>—</b>	<b>—</b>
<b>TOTAL EXPENDITURES</b>	<b>\$14,513,884</b>	<b>—</b>	<b>—</b>	<b>\$14,513,884</b>	<b>—</b>	<b>—</b>	<b>—</b>	<b>—</b>	<b>—</b>

**Form 23427 — 419200-LSP Salary Fund (P29)**

Question	Narrative Response
<b>State the purpose, source and legal citation.</b>	R.S. 22:831(A)(2)(d) provides for an increase in the minimum annual license tax assessed upon the business of issuing certain insurance policies, contracts and obligations. The LSP Salary fund was created to cover the cost of salary increases and related benefits for members of the State Police service. The fund was created to cover these cost up to \$15.6 million annually.
<b>Agency discretion or Federal requirement?</b>	LSP salary fund is intended for State Police Personal Services funding.
<b>Describe any budgetary peculiarities.</b>	N/A
<b>Is the Total Request amount for multiple years?</b>	These are recurring funds.
<b>Additional information or comments.</b>	N/A
<b>Provide the amount of any indirect costs.</b>	N/A
<b>Any indirect costs funded with other MOF?</b>	N/A
<b>Objectives and indicators in the Operational Plan.</b>	N/A
<b>Additional information or comments.</b>	N/A

**Form 23428 — 419200- Riverboat Gaming Fund (G04)**

Expenditures	Existing Operating Budget as of 10/01/2023			FY2024-2025 Total Request			FY2025-2026 Projected		
	Means of Financing	In-Kind Match	Cash Match	Means of Financing	In-Kind Match	Cash Match	Means of Financing	In-Kind Match	Cash Match
Salaries	1,292,001	—	—	1,292,001	—	—	—	—	—
Other Compensation	73,583	—	—	73,583	—	—	—	—	—
Related Benefits	651,811	—	—	651,811	—	—	—	—	—
<b>TOTAL PERSONAL SERVICES</b>	<b>\$2,017,395</b>	<b>—</b>	<b>—</b>	<b>\$2,017,395</b>	<b>—</b>	<b>—</b>	<b>—</b>	<b>—</b>	<b>—</b>
Travel	42,800	—	—	42,800	—	—	—	—	—
Operating Services	240,600	—	—	240,600	—	—	—	—	—
Supplies	29,700	—	—	29,700	—	—	—	—	—
<b>TOTAL OPERATING EXPENSES</b>	<b>\$313,100</b>	<b>—</b>	<b>—</b>	<b>\$313,100</b>	<b>—</b>	<b>—</b>	<b>—</b>	<b>—</b>	<b>—</b>
<b>PROFESSIONAL SERVICES</b>	<b>\$4,000</b>	<b>—</b>	<b>—</b>	<b>\$4,000</b>	<b>—</b>	<b>—</b>	<b>—</b>	<b>—</b>	<b>—</b>
Other Charges	5,000	—	—	5,000	—	—	—	—	—
Debt Service	—	—	—	—	—	—	—	—	—
Interagency Transfers	85,000	—	—	85,000	—	—	—	—	—
<b>TOTAL OTHER CHARGES</b>	<b>\$90,000</b>	<b>—</b>	<b>—</b>	<b>\$90,000</b>	<b>—</b>	<b>—</b>	<b>—</b>	<b>—</b>	<b>—</b>
Acquisitions	—	—	—	—	—	—	—	—	—
Major Repairs	—	—	—	—	—	—	—	—	—
<b>TOTAL ACQ. &amp; MAJOR REPAIRS</b>	<b>—</b>	<b>—</b>	<b>—</b>	<b>—</b>	<b>—</b>	<b>—</b>	<b>—</b>	<b>—</b>	<b>—</b>
<b>TOTAL EXPENDITURES</b>	<b>\$2,424,495</b>	<b>—</b>	<b>—</b>	<b>\$2,424,495</b>	<b>—</b>	<b>—</b>	<b>—</b>	<b>—</b>	<b>—</b>

**Form 23428 — 419200- Riverboat Gaming Fund (G04)**

Question	Narrative Response
<b>State the purpose, source and legal citation.</b>	R.S. 27:92 created the Riverboat Gaming Enforcement Fund which is subsidized from licensing fees and penalties levied on riverboat gaming activities. R.S.27:92 C. (3) The monies in the Riverboat Gaming Enforcement Fund shall be withdrawn only pursuant to appropriation by the legislature and shall be used solely for the following: funds shall be used for the expenses of the office of state police related to the procurement, installation, maintenance, and operation of an automated fingerprint identification system. (4) After compliance with the provisions of Paragraphs (3) of this Subsection, all funds remaining shall be utilized for expenses of the office of state police.
<b>Agency discretion or Federal requirement?</b>	Agency discretion
<b>Describe any budgetary peculiarities.</b>	N/A
<b>Is the Total Request amount for multiple years?</b>	These are recurring funds.
<b>Additional information or comments.</b>	N/A
<b>Provide the amount of any indirect costs.</b>	N/A
<b>Any indirect costs funded with other MOF?</b>	N/A
<b>Objectives and indicators in the Operational Plan.</b>	N/A
<b>Additional information or comments.</b>	N/A

Form 23435 — 419300 - Tobacco Tax E32

Expenditures	Existing Operating Budget as of 10/01/2023			FY2024-2025 Total Request			FY2025-2026 Projected		
	Means of Financing	In-Kind Match	Cash Match	Means of Financing	In-Kind Match	Cash Match	Means of Financing	In-Kind Match	Cash Match
Salaries	—	—	—	—	—	—	—	—	—
Other Compensation	—	—	—	—	—	—	—	—	—
Related Benefits	3,101,127	—	—	3,101,127	—	—	3,101,127	—	—
<b>TOTAL PERSONAL SERVICES</b>	<b>\$3,101,127</b>	<b>—</b>	<b>—</b>	<b>\$3,101,127</b>	<b>—</b>	<b>—</b>	<b>\$3,101,127</b>	<b>—</b>	<b>—</b>
Travel	—	—	—	—	—	—	—	—	—
Operating Services	—	—	—	—	—	—	—	—	—
Supplies	—	—	—	—	—	—	—	—	—
<b>TOTAL OPERATING EXPENSES</b>	<b>—</b>	<b>—</b>	<b>—</b>	<b>—</b>	<b>—</b>	<b>—</b>	<b>—</b>	<b>—</b>	<b>—</b>
<b>PROFESSIONAL SERVICES</b>	<b>—</b>	<b>—</b>	<b>—</b>	<b>—</b>	<b>—</b>	<b>—</b>	<b>—</b>	<b>—</b>	<b>—</b>
Other Charges	—	—	—	—	—	—	—	—	—
Debt Service	—	—	—	—	—	—	—	—	—
Interagency Transfers	—	—	—	—	—	—	—	—	—
<b>TOTAL OTHER CHARGES</b>	<b>—</b>	<b>—</b>	<b>—</b>	<b>—</b>	<b>—</b>	<b>—</b>	<b>—</b>	<b>—</b>	<b>—</b>
Acquisitions	—	—	—	—	—	—	—	—	—
Major Repairs	—	—	—	—	—	—	—	—	—
<b>TOTAL ACQ. &amp; MAJOR REPAIRS</b>	<b>—</b>	<b>—</b>	<b>—</b>	<b>—</b>	<b>—</b>	<b>—</b>	<b>—</b>	<b>—</b>	<b>—</b>
<b>TOTAL EXPENDITURES</b>	<b>\$3,101,127</b>	<b>—</b>	<b>—</b>	<b>\$3,101,127</b>	<b>—</b>	<b>—</b>	<b>\$3,101,127</b>	<b>—</b>	<b>—</b>

**Form 23435 — 419300 - Tobacco Tax E32**

Question	Narrative Response
<b>State the purpose, source and legal citation.</b>	A tax imposed on cigarettes under the provisions of R.S. 47:841(B)(4) and (5) of which forty percent of the monies collected under authority of R.S. 47:841(B)(5) in the fund shall be used solely to provide funding for the Office of State Police, Department of Public Safety and Corrections.
<b>Agency discretion or Federal requirement?</b>	Subject to an annual appropriation by the legislature.
<b>Describe any budgetary peculiarities.</b>	N/A
<b>Is the Total Request amount for multiple years?</b>	Yes
<b>Additional information or comments.</b>	N/A
<b>Provide the amount of any indirect costs.</b>	N/A
<b>Any indirect costs funded with other MOF?</b>	N/A
<b>Objectives and indicators in the Operational Plan.</b>	N/A
<b>Additional information or comments.</b>	N/A

Form 23436 — 419300 - Riverboat G04

Expenditures	Existing Operating Budget as of 10/01/2023			FY2024-2025 Total Request			FY2025-2026 Projected		
	Means of Financing	In-Kind Match	Cash Match	Means of Financing	In-Kind Match	Cash Match	Means of Financing	In-Kind Match	Cash Match
Salaries	114,755	—	—	114,755	—	—	114,755	—	—
Other Compensation	—	—	—	—	—	—	—	—	—
Related Benefits	494,885	—	—	494,885	—	—	494,885	—	—
<b>TOTAL PERSONAL SERVICES</b>	<b>\$609,640</b>	<b>—</b>	<b>—</b>	<b>\$609,640</b>	<b>—</b>	<b>—</b>	<b>\$609,640</b>	<b>—</b>	<b>—</b>
Travel	—	—	—	—	—	—	—	—	—
Operating Services	6,364	—	—	6,364	—	—	6,364	—	—
Supplies	7,400	—	—	7,400	—	—	7,400	—	—
<b>TOTAL OPERATING EXPENSES</b>	<b>\$13,764</b>	<b>—</b>	<b>—</b>	<b>\$13,764</b>	<b>—</b>	<b>—</b>	<b>\$13,764</b>	<b>—</b>	<b>—</b>
<b>PROFESSIONAL SERVICES</b>	<b>—</b>	<b>—</b>	<b>—</b>	<b>—</b>	<b>—</b>	<b>—</b>	<b>—</b>	<b>—</b>	<b>—</b>
Other Charges	32,250	—	—	32,250	—	—	32,250	—	—
Debt Service	—	—	—	—	—	—	—	—	—
Interagency Transfers	—	—	—	—	—	—	—	—	—
<b>TOTAL OTHER CHARGES</b>	<b>\$32,250</b>	<b>—</b>	<b>—</b>	<b>\$32,250</b>	<b>—</b>	<b>—</b>	<b>\$32,250</b>	<b>—</b>	<b>—</b>
Acquisitions	—	—	—	—	—	—	—	—	—
Major Repairs	—	—	—	—	—	—	—	—	—
<b>TOTAL ACQ. &amp; MAJOR REPAIRS</b>	<b>—</b>	<b>—</b>	<b>—</b>	<b>—</b>	<b>—</b>	<b>—</b>	<b>—</b>	<b>—</b>	<b>—</b>
<b>TOTAL EXPENDITURES</b>	<b>\$655,654</b>	<b>—</b>	<b>—</b>	<b>\$655,654</b>	<b>—</b>	<b>—</b>	<b>\$655,654</b>	<b>—</b>	<b>—</b>



**Form 23436 — 419300 - Riverboat G04**

Question	Narrative Response
<b>State the purpose, source and legal citation.</b>	R.S. 27:92 created the Riverboat Gaming Enforcement Fund which is subsidized from licensing fees and penalties levied on riverboat gaming activities.
<b>Agency discretion or Federal requirement?</b>	Agency discretion
<b>Describe any budgetary peculiarities.</b>	N/A
<b>Is the Total Request amount for multiple years?</b>	Yes
<b>Additional information or comments.</b>	N/A
<b>Provide the amount of any indirect costs.</b>	N/A
<b>Any indirect costs funded with other MOF?</b>	N/A
<b>Objectives and indicators in the Operational Plan.</b>	N/A
<b>Additional information or comments.</b>	N/A

Form 23437 — 419300 - Salary Fund P29

Expenditures	Existing Operating Budget as of 10/01/2023			FY2024-2025 Total Request			FY2025-2026 Projected		
	Means of Financing	In-Kind Match	Cash Match	Means of Financing	In-Kind Match	Cash Match	Means of Financing	In-Kind Match	Cash Match
Salaries	2,386,385	—	—	2,386,385	—	—	2,386,385	—	—
Other Compensation	—	—	—	—	—	—	—	—	—
Related Benefits	1,552,561	—	—	1,552,561	—	—	1,552,561	—	—
<b>TOTAL PERSONAL SERVICES</b>	<b>\$3,938,946</b>	<b>—</b>	<b>—</b>	<b>\$3,938,946</b>	<b>—</b>	<b>—</b>	<b>\$3,938,946</b>	<b>—</b>	<b>—</b>
Travel	—	—	—	—	—	—	—	—	—
Operating Services	—	—	—	—	—	—	—	—	—
Supplies	—	—	—	—	—	—	—	—	—
<b>TOTAL OPERATING EXPENSES</b>	<b>—</b>	<b>—</b>	<b>—</b>	<b>—</b>	<b>—</b>	<b>—</b>	<b>—</b>	<b>—</b>	<b>—</b>
<b>PROFESSIONAL SERVICES</b>	<b>—</b>	<b>—</b>	<b>—</b>	<b>—</b>	<b>—</b>	<b>—</b>	<b>—</b>	<b>—</b>	<b>—</b>
Other Charges	—	—	—	—	—	—	—	—	—
Debt Service	—	—	—	—	—	—	—	—	—
Interagency Transfers	—	—	—	—	—	—	—	—	—
<b>TOTAL OTHER CHARGES</b>	<b>—</b>	<b>—</b>	<b>—</b>	<b>—</b>	<b>—</b>	<b>—</b>	<b>—</b>	<b>—</b>	<b>—</b>
Acquisitions	—	—	—	—	—	—	—	—	—
Major Repairs	—	—	—	—	—	—	—	—	—
<b>TOTAL ACQ. &amp; MAJOR REPAIRS</b>	<b>—</b>	<b>—</b>	<b>—</b>	<b>—</b>	<b>—</b>	<b>—</b>	<b>—</b>	<b>—</b>	<b>—</b>
<b>TOTAL EXPENDITURES</b>	<b>\$3,938,946</b>	<b>—</b>	<b>—</b>	<b>\$3,938,946</b>	<b>—</b>	<b>—</b>	<b>\$3,938,946</b>	<b>—</b>	<b>—</b>

**Form 23437 — 419300 - Salary Fund P29**

Question	Narrative Response
<b>State the purpose, source and legal citation.</b>	R.S. 22:831(A)(2)(d) provides for an increase in the minimum annual license tax assessed upon the business of issuing certain insurance policies, contracts and obligations. The LSP Salary fund was created to cover the cost of salary increases and related benefits for members of the State Police service. The fund was created to cover these cost up to \$15.6 million annually.
<b>Agency discretion or Federal requirement?</b>	LSP salary fund is intended for State Police Personal Services funding.
<b>Describe any budgetary peculiarities.</b>	N/A
<b>Is the Total Request amount for multiple years?</b>	Yes
<b>Additional information or comments.</b>	N/A
<b>Provide the amount of any indirect costs.</b>	N/A
<b>Any indirect costs funded with other MOF?</b>	N/A
<b>Objectives and indicators in the Operational Plan.</b>	N/A
<b>Additional information or comments.</b>	N/A

Form 23439 — 419300 - Pari-Mutuel G09

Expenditures	Existing Operating Budget as of 10/01/2023			FY2024-2025 Total Request			FY2025-2026 Projected		
	Means of Financing	In-Kind Match	Cash Match	Means of Financing	In-Kind Match	Cash Match	Means of Financing	In-Kind Match	Cash Match
Salaries	—	—	—	—	—	—	—	—	—
Other Compensation	—	—	—	—	—	—	—	—	—
Related Benefits	620,277	—	—	620,277	—	—	620,277	—	—
<b>TOTAL PERSONAL SERVICES</b>	<b>\$620,277</b>	<b>—</b>	<b>—</b>	<b>\$620,277</b>	<b>—</b>	<b>—</b>	<b>\$620,277</b>	<b>—</b>	<b>—</b>
Travel	—	—	—	—	—	—	—	—	—
Operating Services	—	—	—	—	—	—	—	—	—
Supplies	—	—	—	—	—	—	—	—	—
<b>TOTAL OPERATING EXPENSES</b>	<b>—</b>	<b>—</b>	<b>—</b>	<b>—</b>	<b>—</b>	<b>—</b>	<b>—</b>	<b>—</b>	<b>—</b>
<b>PROFESSIONAL SERVICES</b>	<b>—</b>	<b>—</b>	<b>—</b>	<b>—</b>	<b>—</b>	<b>—</b>	<b>—</b>	<b>—</b>	<b>—</b>
Other Charges	—	—	—	—	—	—	—	—	—
Debt Service	—	—	—	—	—	—	—	—	—
Interagency Transfers	—	—	—	—	—	—	—	—	—
<b>TOTAL OTHER CHARGES</b>	<b>—</b>	<b>—</b>	<b>—</b>	<b>—</b>	<b>—</b>	<b>—</b>	<b>—</b>	<b>—</b>	<b>—</b>
Acquisitions	—	—	—	—	—	—	—	—	—
Major Repairs	—	—	—	—	—	—	—	—	—
<b>TOTAL ACQ. &amp; MAJOR REPAIRS</b>	<b>—</b>	<b>—</b>	<b>—</b>	<b>—</b>	<b>—</b>	<b>—</b>	<b>—</b>	<b>—</b>	<b>—</b>
<b>TOTAL EXPENDITURES</b>	<b>\$620,277</b>	<b>—</b>	<b>—</b>	<b>\$620,277</b>	<b>—</b>	<b>—</b>	<b>\$620,277</b>	<b>—</b>	<b>—</b>

**Form 23439 — 419300 - Pari-Mutuel G09**

Question	Narrative Response
<b>State the purpose, source and legal citation.</b>	R.S. 27:392 allows for fees, fines and taxes to be collected for the regulation of Pari-Mutuel Live Racing Facilities (Racing Slots). Monies in the fund shall be withdrawn only pursuant to appropriation by the legislature and shall be used solely for the expenses of the Gaming Control Board, Attorney General and Office of State Police, Casino Gaming Division.
<b>Agency discretion or Federal requirement?</b>	These funds can only be spent on activities related to regulating Gaming.
<b>Describe any budgetary peculiarities.</b>	N/A
<b>Is the Total Request amount for multiple years?</b>	Yes
<b>Additional information or comments.</b>	N/A
<b>Provide the amount of any indirect costs.</b>	N/A
<b>Any indirect costs funded with other MOF?</b>	N/A
<b>Objectives and indicators in the Operational Plan.</b>	N/A
<b>Additional information or comments.</b>	N/A

Form 23441 — 419300 - DPS Peace Officer P31

Expenditures	Existing Operating Budget as of 10/01/2023			FY2024-2025 Total Request			FY2025-2026 Projected		
	Means of Financing	In-Kind Match	Cash Match	Means of Financing	In-Kind Match	Cash Match	Means of Financing	In-Kind Match	Cash Match
Salaries	249,000	—	—	249,000	—	—	249,000	—	—
Other Compensation	—	—	—	—	—	—	—	—	—
Related Benefits	—	—	—	—	—	—	—	—	—
<b>TOTAL PERSONAL SERVICES</b>	<b>\$249,000</b>	<b>—</b>	<b>—</b>	<b>\$249,000</b>	<b>—</b>	<b>—</b>	<b>\$249,000</b>	<b>—</b>	<b>—</b>
Travel	—	—	—	—	—	—	—	—	—
Operating Services	—	—	—	—	—	—	—	—	—
Supplies	—	—	—	—	—	—	—	—	—
<b>TOTAL OPERATING EXPENSES</b>	<b>—</b>	<b>—</b>	<b>—</b>	<b>—</b>	<b>—</b>	<b>—</b>	<b>—</b>	<b>—</b>	<b>—</b>
<b>PROFESSIONAL SERVICES</b>	<b>—</b>	<b>—</b>	<b>—</b>	<b>—</b>	<b>—</b>	<b>—</b>	<b>—</b>	<b>—</b>	<b>—</b>
Other Charges	—	—	—	—	—	—	—	—	—
Debt Service	—	—	—	—	—	—	—	—	—
Interagency Transfers	—	—	—	—	—	—	—	—	—
<b>TOTAL OTHER CHARGES</b>	<b>—</b>	<b>—</b>	<b>—</b>	<b>—</b>	<b>—</b>	<b>—</b>	<b>—</b>	<b>—</b>	<b>—</b>
Acquisitions	—	—	—	—	—	—	—	—	—
Major Repairs	—	—	—	—	—	—	—	—	—
<b>TOTAL ACQ. &amp; MAJOR REPAIRS</b>	<b>—</b>	<b>—</b>	<b>—</b>	<b>—</b>	<b>—</b>	<b>—</b>	<b>—</b>	<b>—</b>	<b>—</b>
<b>TOTAL EXPENDITURES</b>	<b>\$249,000</b>	<b>—</b>	<b>—</b>	<b>\$249,000</b>	<b>—</b>	<b>—</b>	<b>\$249,000</b>	<b>—</b>	<b>—</b>

Form 23441 — 419300 - DPS Peace Officer P31

Question	Narrative Response
<b>State the purpose, source and legal citation.</b>	R.S. 11:545 allows the creation of a special fund in the state treasury for the purposes of funding retirement benefits of peace officers as defined in R.S. 40:2402(1)(a) other than state troopers, who are employed by the Department of Public Safety, Office of State Police. Any monies in the fund not used for retirement benefits as provided in this section may be used to support the operations of the Department of Public Safety and Corrections, Capital Complex police force. All unexpended and unencumbered monies in the fund at the end of the fiscal year shall remain in the fund.
<b>Agency discretion or Federal requirement?</b>	Agency discretion
<b>Describe any budgetary peculiarities.</b>	N/A
<b>Is the Total Request amount for multiple years?</b>	Yes
<b>Additional information or comments.</b>	N/A
<b>Provide the amount of any indirect costs.</b>	N/A
<b>Any indirect costs funded with other MOF?</b>	N/A
<b>Objectives and indicators in the Operational Plan.</b>	N/A
<b>Additional information or comments.</b>	N/A

Form 23443 — 419 Gaming Video Draw G03

Expenditures	Existing Operating Budget as of 10/01/2023			FY2024-2025 Total Request			FY2025-2026 Projected		
	Means of Financing	In-Kind Match	Cash Match	Means of Financing	In-Kind Match	Cash Match	Means of Financing	In-Kind Match	Cash Match
Salaries	3,076,452	—	—	3,076,452	—	—	3,076,452	—	—
Other Compensation	25,920	—	—	25,920	—	—	25,920	—	—
Related Benefits	1,806,730	—	—	1,806,730	—	—	1,806,730	—	—
<b>TOTAL PERSONAL SERVICES</b>	<b>\$4,909,102</b>	<b>—</b>	<b>—</b>	<b>\$4,909,102</b>	<b>—</b>	<b>—</b>	<b>\$4,909,102</b>	<b>—</b>	<b>—</b>
Travel	—	—	—	—	—	—	—	—	—
Operating Services	—	—	—	—	—	—	—	—	—
Supplies	—	—	—	—	—	—	—	—	—
<b>TOTAL OPERATING EXPENSES</b>	<b>—</b>	<b>—</b>	<b>—</b>	<b>—</b>	<b>—</b>	<b>—</b>	<b>—</b>	<b>—</b>	<b>—</b>
<b>PROFESSIONAL SERVICES</b>	<b>—</b>	<b>—</b>	<b>—</b>	<b>—</b>	<b>—</b>	<b>—</b>	<b>—</b>	<b>—</b>	<b>—</b>
Other Charges	—	—	—	—	—	—	—	—	—
Debt Service	—	—	—	—	—	—	—	—	—
Interagency Transfers	388,072	—	—	388,072	—	—	388,072	—	—
<b>TOTAL OTHER CHARGES</b>	<b>\$388,072</b>	<b>—</b>	<b>—</b>	<b>\$388,072</b>	<b>—</b>	<b>—</b>	<b>\$388,072</b>	<b>—</b>	<b>—</b>
Acquisitions	—	—	—	—	—	—	—	—	—
Major Repairs	—	—	—	—	—	—	—	—	—
<b>TOTAL ACQ. &amp; MAJOR REPAIRS</b>	<b>—</b>	<b>—</b>	<b>—</b>	<b>—</b>	<b>—</b>	<b>—</b>	<b>—</b>	<b>—</b>	<b>—</b>
<b>TOTAL EXPENDITURES</b>	<b>\$5,297,174</b>	<b>—</b>	<b>—</b>	<b>\$5,297,174</b>	<b>—</b>	<b>—</b>	<b>\$5,297,174</b>	<b>—</b>	<b>—</b>



**Form 23443 — 419 Gaming Video Draw G03**

Question	Narrative Response
<b>State the purpose, source and legal citation.</b>	R.S. 27:312 allows the collection of licensing fees, franchise payments and penalties related to the operation of video draw poker devices. Rules established in LAC 42:XI:2401 et seq.
<b>Agency discretion or Federal requirement?</b>	Agency discretion
<b>Describe any budgetary peculiarities.</b>	N/A
<b>Is the Total Request amount for multiple years?</b>	Yes
<b>Additional information or comments.</b>	N/A
<b>Provide the amount of any indirect costs.</b>	N/A
<b>Any indirect costs funded with other MOF?</b>	N/A
<b>Objectives and indicators in the Operational Plan.</b>	N/A
<b>Additional information or comments.</b>	N/A

Form 23444 — 419400 - Riverboat Gaming

Expenditures	Existing Operating Budget as of 10/01/2023			FY2024-2025 Total Request			FY2025-2026 Projected		
	Means of Financing	In-Kind Match	Cash Match	Means of Financing	In-Kind Match	Cash Match	Means of Financing	In-Kind Match	Cash Match
Salaries	5,470,015	—	—	5,470,015	—	—	5,470,015	—	—
Other Compensation	305,754	—	—	305,754	—	—	305,754	—	—
Related Benefits	4,166,858	—	—	4,166,858	—	—	4,166,858	—	—
<b>TOTAL PERSONAL SERVICES</b>	<b>\$9,942,627</b>	<b>—</b>	<b>—</b>	<b>\$9,942,627</b>	<b>—</b>	<b>—</b>	<b>\$9,942,627</b>	<b>—</b>	<b>—</b>
Travel	37,700	—	—	37,700	—	—	37,700	—	—
Operating Services	561,050	—	—	561,050	—	—	561,050	—	—
Supplies	53,462	—	—	53,462	—	—	53,462	—	—
<b>TOTAL OPERATING EXPENSES</b>	<b>\$652,212</b>	<b>—</b>	<b>—</b>	<b>\$652,212</b>	<b>—</b>	<b>—</b>	<b>\$652,212</b>	<b>—</b>	<b>—</b>
<b>PROFESSIONAL SERVICES</b>	<b>\$262,370</b>	<b>—</b>	<b>—</b>	<b>\$262,370</b>	<b>—</b>	<b>—</b>	<b>\$262,370</b>	<b>—</b>	<b>—</b>
Other Charges	226,700	—	—	226,700	—	—	226,700	—	—
Debt Service	—	—	—	—	—	—	—	—	—
Interagency Transfers	421,772	—	—	421,772	—	—	421,772	—	—
<b>TOTAL OTHER CHARGES</b>	<b>\$648,472</b>	<b>—</b>	<b>—</b>	<b>\$648,472</b>	<b>—</b>	<b>—</b>	<b>\$648,472</b>	<b>—</b>	<b>—</b>
Acquisitions	—	—	—	—	—	—	—	—	—
Major Repairs	—	—	—	—	—	—	—	—	—
<b>TOTAL ACQ. &amp; MAJOR REPAIRS</b>	<b>—</b>	<b>—</b>	<b>—</b>	<b>—</b>	<b>—</b>	<b>—</b>	<b>—</b>	<b>—</b>	<b>—</b>
<b>TOTAL EXPENDITURES</b>	<b>\$11,505,681</b>	<b>—</b>	<b>—</b>	<b>\$11,505,681</b>	<b>—</b>	<b>—</b>	<b>\$11,505,681</b>	<b>—</b>	<b>—</b>

**Form 23444 — 419400 - Riverboat Gaming**

Question	Narrative Response
<b>State the purpose, source and legal citation.</b>	R.S. 27:92 created the Riverboat Gaming Enforcement Fund which is subsidized from licensing fees and penalties levied on riverboat gaming activities.
<b>Agency discretion or Federal requirement?</b>	Agency discretion
<b>Describe any budgetary peculiarities.</b>	N/A
<b>Is the Total Request amount for multiple years?</b>	Yes
<b>Additional information or comments.</b>	N/A
<b>Provide the amount of any indirect costs.</b>	N/A
<b>Any indirect costs funded with other MOF?</b>	N/A
<b>Objectives and indicators in the Operational Plan.</b>	N/A
<b>Additional information or comments.</b>	N/A

Form 23445 — 41400 - Pari Mutuel G09

Expenditures	Existing Operating Budget as of 10/01/2023			FY2024-2025 Total Request			FY2025-2026 Projected		
	Means of Financing	In-Kind Match	Cash Match	Means of Financing	In-Kind Match	Cash Match	Means of Financing	In-Kind Match	Cash Match
Salaries	651,717	—	—	651,717	—	—	651,717	—	—
Other Compensation	3,344	—	—	3,344	—	—	3,344	—	—
Related Benefits	643,195	—	—	643,195	—	—	643,195	—	—
<b>TOTAL PERSONAL SERVICES</b>	<b>\$1,298,256</b>	<b>—</b>	<b>—</b>	<b>\$1,298,256</b>	<b>—</b>	<b>—</b>	<b>\$1,298,256</b>	<b>—</b>	<b>—</b>
Travel	1,271	—	—	1,271	—	—	1,271	—	—
Operating Services	25,230	—	—	25,230	—	—	25,230	—	—
Supplies	850	—	—	850	—	—	850	—	—
<b>TOTAL OPERATING EXPENSES</b>	<b>\$27,351</b>	<b>—</b>	<b>—</b>	<b>\$27,351</b>	<b>—</b>	<b>—</b>	<b>\$27,351</b>	<b>—</b>	<b>—</b>
<b>PROFESSIONAL SERVICES</b>	<b>—</b>	<b>—</b>	<b>—</b>	<b>—</b>	<b>—</b>	<b>—</b>	<b>—</b>	<b>—</b>	<b>—</b>
Other Charges	—	—	—	—	—	—	—	—	—
Debt Service	—	—	—	—	—	—	—	—	—
Interagency Transfers	6,200	—	—	6,200	—	—	6,200	—	—
<b>TOTAL OTHER CHARGES</b>	<b>\$6,200</b>	<b>—</b>	<b>—</b>	<b>\$6,200</b>	<b>—</b>	<b>—</b>	<b>\$6,200</b>	<b>—</b>	<b>—</b>
Acquisitions	—	—	—	—	—	—	—	—	—
Major Repairs	—	—	—	—	—	—	—	—	—
<b>TOTAL ACQ. &amp; MAJOR REPAIRS</b>	<b>—</b>	<b>—</b>	<b>—</b>	<b>—</b>	<b>—</b>	<b>—</b>	<b>—</b>	<b>—</b>	<b>—</b>
<b>TOTAL EXPENDITURES</b>	<b>\$1,331,807</b>	<b>—</b>	<b>—</b>	<b>\$1,331,807</b>	<b>—</b>	<b>—</b>	<b>\$1,331,807</b>	<b>—</b>	<b>—</b>

**Form 23445 — 41400 - Pari Mutuel G09**

Question	Narrative Response
<b>State the purpose, source and legal citation.</b>	R.S. 27:392 allows for fees, fines and taxes to be collected for the regulation of Pari-Mutuel Live Racing Facilities (Racing Slots). Monies in the fund shall be withdrawn only pursuant to appropriation by the legislature and shall be used solely for the expenses of the Gaming Control Board, Attorney General and Office of State Police, Casino Gaming Division.
<b>Agency discretion or Federal requirement?</b>	These funds can only be spent on activities related to regulating Gaming.
<b>Describe any budgetary peculiarities.</b>	N/A
<b>Is the Total Request amount for multiple years?</b>	Yes
<b>Additional information or comments.</b>	N/A
<b>Provide the amount of any indirect costs.</b>	N/A
<b>Any indirect costs funded with other MOF?</b>	N/A
<b>Objectives and indicators in the Operational Plan.</b>	N/A
<b>Additional information or comments.</b>	N/A

Form 24246 — 419400 - Sports Wagering

Expenditures	Existing Operating Budget as of 10/01/2023			FY2024-2025 Total Request			FY2025-2026 Projected		
	Means of Financing	In-Kind Match	Cash Match	Means of Financing	In-Kind Match	Cash Match	Means of Financing	In-Kind Match	Cash Match
Salaries	909,833	—	—	909,833	—	—	909,833	—	—
Other Compensation	—	—	—	—	—	—	—	—	—
Related Benefits	562,267	—	—	562,267	—	—	562,267	—	—
<b>TOTAL PERSONAL SERVICES</b>	<b>\$1,472,100</b>	<b>—</b>	<b>—</b>	<b>\$1,472,100</b>	<b>—</b>	<b>—</b>	<b>\$1,472,100</b>	<b>—</b>	<b>—</b>
Travel	47,500	—	—	47,500	—	—	47,500	—	—
Operating Services	29,900	—	—	29,900	—	—	29,900	—	—
Supplies	97,300	—	—	97,300	—	—	97,300	—	—
<b>TOTAL OPERATING EXPENSES</b>	<b>\$174,700</b>	<b>—</b>	<b>—</b>	<b>\$174,700</b>	<b>—</b>	<b>—</b>	<b>\$174,700</b>	<b>—</b>	<b>—</b>
<b>PROFESSIONAL SERVICES</b>	<b>—</b>	<b>—</b>	<b>—</b>	<b>—</b>	<b>—</b>	<b>—</b>	<b>—</b>	<b>—</b>	<b>—</b>
Other Charges	4,200	—	—	4,200	—	—	4,200	—	—
Debt Service	—	—	—	—	—	—	—	—	—
Interagency Transfers	49,000	—	—	49,000	—	—	49,000	—	—
<b>TOTAL OTHER CHARGES</b>	<b>\$53,200</b>	<b>—</b>	<b>—</b>	<b>\$53,200</b>	<b>—</b>	<b>—</b>	<b>\$53,200</b>	<b>—</b>	<b>—</b>
Acquisitions	—	—	—	—	—	—	—	—	—
Major Repairs	—	—	—	—	—	—	—	—	—
<b>TOTAL ACQ. &amp; MAJOR REPAIRS</b>	<b>—</b>	<b>—</b>	<b>—</b>	<b>—</b>	<b>—</b>	<b>—</b>	<b>—</b>	<b>—</b>	<b>—</b>
<b>TOTAL EXPENDITURES</b>	<b>\$1,700,000</b>	<b>—</b>	<b>—</b>	<b>\$1,700,000</b>	<b>—</b>	<b>—</b>	<b>\$1,700,000</b>	<b>—</b>	<b>—</b>

**Form 24246 — 419400 - Sports Wagering**

Question	Narrative Response
<b>State the purpose, source and legal citation.</b>	RS 27:626. There is hereby created in the state treasury a special fund designated as the 'Sports Wagering Enforcement Fund', hereafter referred to as the 'fund'. After allocation of money to the Bond Security and Redemption Fund as provided in Article VII, Section 9(B) of the Constitution of Louisiana, the treasurer shall deposit in and credit to the fund monies from license, application, and permit fees collected pursuant to this Part. Monies in the fund shall be invested in the same manner as monies in the state general fund. Interest earned on investment of monies in the fund shall be deposited in and credited to the fund. Unexpended and unencumbered monies in the fund shall remain in the fund. Monies in the fund shall be appropriated, administered, and used solely as provided in this Section. The monies in the fund shall be withdrawn only pursuant to appropriation by the legislature and shall be used solely for the expenses of the Department of Public Safety and Corrections, the Department of Justice, and the Louisiana Gaming Control Board, including regulatory, administrative, investigative, enforcement, legal, and other expenses as may be necessary to carry out the provisions of this Chapter and the rules of the board.
<b>Agency discretion or Federal requirement?</b>	Agency discretion.
<b>Describe any budgetary peculiarities.</b>	N/A
<b>Is the Total Request amount for multiple years?</b>	Yes
<b>Additional information or comments.</b>	N/A
<b>Provide the amount of any indirect costs.</b>	N/A
<b>Any indirect costs funded with other MOF?</b>	N/A
<b>Objectives and indicators in the Operational Plan.</b>	N/A
<b>Additional information or comments.</b>	N/A

Form 28182 — 419400 - LSP Salary Fund

Expenditures	Existing Operating Budget as of 10/01/2023			FY2024-2025 Total Request			FY2025-2026 Projected		
	Means of Financing	In-Kind Match	Cash Match	Means of Financing	In-Kind Match	Cash Match	Means of Financing	In-Kind Match	Cash Match
Salaries	906,344	—	—	906,344	—	—	906,344	—	—
Other Compensation	—	—	—	—	—	—	—	—	—
Related Benefits	250,793	—	—	250,793	—	—	250,793	—	—
<b>TOTAL PERSONAL SERVICES</b>	<b>\$1,157,137</b>	<b>—</b>	<b>—</b>	<b>\$1,157,137</b>	<b>—</b>	<b>—</b>	<b>\$1,157,137</b>	<b>—</b>	<b>—</b>
Travel	—	—	—	—	—	—	—	—	—
Operating Services	—	—	—	—	—	—	—	—	—
Supplies	—	—	—	—	—	—	—	—	—
<b>TOTAL OPERATING EXPENSES</b>	<b>—</b>	<b>—</b>	<b>—</b>	<b>—</b>	<b>—</b>	<b>—</b>	<b>—</b>	<b>—</b>	<b>—</b>
<b>PROFESSIONAL SERVICES</b>	<b>—</b>	<b>—</b>	<b>—</b>	<b>—</b>	<b>—</b>	<b>—</b>	<b>—</b>	<b>—</b>	<b>—</b>
Other Charges	—	—	—	—	—	—	—	—	—
Debt Service	—	—	—	—	—	—	—	—	—
Interagency Transfers	—	—	—	—	—	—	—	—	—
<b>TOTAL OTHER CHARGES</b>	<b>—</b>	<b>—</b>	<b>—</b>	<b>—</b>	<b>—</b>	<b>—</b>	<b>—</b>	<b>—</b>	<b>—</b>
Acquisitions	—	—	—	—	—	—	—	—	—
Major Repairs	—	—	—	—	—	—	—	—	—
<b>TOTAL ACQ. &amp; MAJOR REPAIRS</b>	<b>—</b>	<b>—</b>	<b>—</b>	<b>—</b>	<b>—</b>	<b>—</b>	<b>—</b>	<b>—</b>	<b>—</b>
<b>TOTAL EXPENDITURES</b>	<b>\$1,157,137</b>	<b>—</b>	<b>—</b>	<b>\$1,157,137</b>	<b>—</b>	<b>—</b>	<b>\$1,157,137</b>	<b>—</b>	<b>—</b>



Form 28182 — 419400 - LSP Salary Fund

Question	Narrative Response
<b>State the purpose, source and legal citation.</b>	R.S. 22:831. Upon the business of issuing policies, contracts, or other forms of obligations covering the risk of fire, marine, transportation, surety, fidelity, indemnity, guaranty, workers' compensation, employers' liability, property damages, livestock, vehicle, automatic sprinkler, burglary, or insurance of any other kind whatsoever in this state not otherwise provided for in this Part, the minimum annual tax shall be one hundred eighty-five dollars when the gross annual premiums shall be six thousand dollars or less; and when the gross annual premiums shall be more than six thousand dollars, the amount of tax payable shall be increased to three hundred dollars for each additional ten thousand dollars, or fraction thereof, of gross annual premiums. The business of issuing each of the kinds of insurance or contracts mentioned in this Section may be combined under one tax, and the amount of the tax shall be based on the combined gross annual premiums of all such businesses. There is hereby created in the state treasury the Louisiana State Police Salary Fund. Monies in the Louisiana State Police Salary Fund shall be used in amounts appropriated by the legislature to cover the cost of salary increases and related benefits for members of the state police service and for special law enforcement initiatives. Taxes collected under the provisions of this Section in Fiscal Year 2002-2003 and ensuing fiscal years that are in excess of total collections under the provisions of this Section in Fiscal Year 2000-2001, after first having been credited to the Bond Security and Redemption Fund as required by Article VII, Section 9(B) of the Constitution of Louisiana, shall be deposited into the Louisiana State Police Salary Fund until the amount deposited in each fiscal year is equal to fifteen million six hundred thousand dollars.
<b>Agency discretion or Federal requirement?</b>	LSP salary fund is intended for State Police Personal Services funding.
<b>Describe any budgetary peculiarities.</b>	N/A
<b>Is the Total Request amount for multiple years?</b>	N/A
<b>Additional information or comments.</b>	N/A
<b>Provide the amount of any indirect costs.</b>	N/A
<b>Any indirect costs funded with other MOF?</b>	N/A
<b>Objectives and indicators in the Operational Plan.</b>	N/A
<b>Additional information or comments.</b>	N/A

Form 28207 — 419300-PYA Video Poker

Expenditures	Existing Operating Budget as of 10/01/2023			FY2024-2025 Total Request			FY2025-2026 Projected		
	Means of Financing	In-Kind Match	Cash Match	Means of Financing	In-Kind Match	Cash Match	Means of Financing	In-Kind Match	Cash Match
Salaries	—	—	—	—	—	—	—	—	—
Other Compensation	—	—	—	—	—	—	—	—	—
Related Benefits	—	—	—	—	—	—	—	—	—
<b>TOTAL PERSONAL SERVICES</b>	—	—	—	—	—	—	—	—	—
Travel	—	—	—	—	—	—	—	—	—
Operating Services	—	—	—	—	—	—	—	—	—
Supplies	—	—	—	—	—	—	—	—	—
<b>TOTAL OPERATING EXPENSES</b>	—	—	—	—	—	—	—	—	—
<b>PROFESSIONAL SERVICES</b>	—	—	—	—	—	—	—	—	—
Other Charges	—	—	—	—	—	—	—	—	—
Debt Service	—	—	—	—	—	—	—	—	—
Interagency Transfers	—	—	—	—	—	—	—	—	—
<b>TOTAL OTHER CHARGES</b>	—	—	—	—	—	—	—	—	—
Acquisitions	—	—	—	—	—	—	—	—	—
Major Repairs	—	—	—	—	—	—	—	—	—
<b>TOTAL ACQ. &amp; MAJOR REPAIRS</b>	—	—	—	—	—	—	—	—	—
<b>TOTAL EXPENDITURES</b>	—	—	—	—	—	—	—	—	—

**Form 28207 — 419300-PYA Video Poker**

Question	Narrative Response
State the purpose, source and legal citation.	N/A
Agency discretion or Federal requirement?	N/A
Describe any budgetary peculiarities.	N/A
Is the Total Request amount for multiple years?	N/A
Additional information or comments.	N/A
Provide the amount of any indirect costs.	N/A
Any indirect costs funded with other MOF?	N/A
Objectives and indicators in the Operational Plan.	N/A
Additional information or comments.	N/A

Federal Funds

Form 23392 — 419100-Federal Grants

Expenditures	Existing Operating Budget as of 10/01/2023			FY2024-2025 Total Request			FY2025-2026 Projected		
	Means of Financing	In-Kind Match	Cash Match	Means of Financing	In-Kind Match	Cash Match	Means of Financing	In-Kind Match	Cash Match
Salaries	2,303,510	—	—	2,303,510	—	—	—	—	—
Other Compensation	600,600	—	—	600,600	—	—	—	—	—
Related Benefits	1,224,791	—	—	1,224,791	—	—	—	—	—
<b>TOTAL PERSONAL SERVICES</b>	<b>\$4,128,901</b>	<b>—</b>	<b>—</b>	<b>\$4,128,901</b>	<b>—</b>	<b>—</b>	<b>—</b>	<b>—</b>	<b>—</b>
Travel	—	—	—	—	—	—	—	—	—
Operating Services	—	—	—	—	—	—	—	—	—
Supplies	—	—	—	—	—	—	—	—	—
<b>TOTAL OPERATING EXPENSES</b>	<b>—</b>	<b>—</b>	<b>—</b>	<b>—</b>	<b>—</b>	<b>—</b>	<b>—</b>	<b>—</b>	<b>—</b>
<b>PROFESSIONAL SERVICES</b>	<b>—</b>	<b>—</b>	<b>—</b>	<b>—</b>	<b>—</b>	<b>—</b>	<b>—</b>	<b>—</b>	<b>—</b>
Other Charges	2,261,659	—	—	2,020,909	—	—	—	—	—
Debt Service	—	—	—	—	—	—	—	—	—
Interagency Transfers	—	—	—	—	—	—	—	—	—
<b>TOTAL OTHER CHARGES</b>	<b>\$2,261,659</b>	<b>—</b>	<b>—</b>	<b>\$2,020,909</b>	<b>—</b>	<b>—</b>	<b>—</b>	<b>—</b>	<b>—</b>
Acquisitions	—	—	—	—	—	—	—	—	—
Major Repairs	—	—	—	—	—	—	—	—	—
<b>TOTAL ACQ. &amp; MAJOR REPAIRS</b>	<b>—</b>	<b>—</b>	<b>—</b>	<b>—</b>	<b>—</b>	<b>—</b>	<b>—</b>	<b>—</b>	<b>—</b>
<b>TOTAL EXPENDITURES</b>	<b>\$6,390,560</b>	<b>—</b>	<b>—</b>	<b>\$6,149,810</b>	<b>—</b>	<b>—</b>	<b>—</b>	<b>—</b>	<b>—</b>

Form 23392 — 419100-Federal Grants

Question	Narrative Response
<b>State the purpose, source and legal citation.</b>	MCSAP: Funds will be used to enhance highway safety through the inspection of highway motor carriers that transport freight and passengers. The Motor Carrier Safety Assistance Program federal grant and R.S. 32:1501 et seq. allows for the State Police to enforce Motor Carrier Safety regulations with regard to freight or passengers. HMEP Grant: Under 49 CFR Part 397, through the U.S. Department of Transportation, these federal funds aid in regulating the transportation of hazardous materials. Port Security Program: Funds will be used to purchase equipment to facilitate response to Improvised Explosive Devices and other non-conventional weapons.
<b>Agency discretion or Federal requirement?</b>	MCSAP: Federal requirements provide that the funds shall be used only for the reimbursement of costs for direct labor incurred and program related travel. HMEP: Expenditures are directed by the grant.
<b>Describe any budgetary peculiarities.</b>	MCSAP: Spending Plan for Motor Carrier Safety Program requires an 95% Federal Funds and 5% State Funds split.
<b>Is the Total Request amount for multiple years?</b>	These are recurring funds.
<b>Additional information or comments.</b>	N/A
<b>Provide the amount of any indirect costs.</b>	N/A
<b>Any indirect costs funded with other MOF?</b>	N/A
<b>Objectives and indicators in the Operational Plan.</b>	N/A
<b>Additional information or comments.</b>	N/A

Form 23423 — 419200-Federal Grants

Expenditures	Existing Operating Budget as of 10/01/2023			FY2024-2025 Total Request			FY2025-2026 Projected		
	Means of Financing	In-Kind Match	Cash Match	Means of Financing	In-Kind Match	Cash Match	Means of Financing	In-Kind Match	Cash Match
Salaries	302,888	—	—	302,888	—	—	—	—	—
Other Compensation	—	—	—	—	—	—	—	—	—
Related Benefits	7,727	—	—	7,727	—	—	—	—	—
<b>TOTAL PERSONAL SERVICES</b>	<b>\$310,615</b>	<b>—</b>	<b>—</b>	<b>\$310,615</b>	<b>—</b>	<b>—</b>	<b>—</b>	<b>—</b>	<b>—</b>
Travel	—	—	—	—	—	—	—	—	—
Operating Services	—	—	—	—	—	—	—	—	—
Supplies	—	—	—	—	—	—	—	—	—
<b>TOTAL OPERATING EXPENSES</b>	<b>—</b>	<b>—</b>	<b>—</b>	<b>—</b>	<b>—</b>	<b>—</b>	<b>—</b>	<b>—</b>	<b>—</b>
<b>PROFESSIONAL SERVICES</b>	<b>—</b>	<b>—</b>	<b>—</b>	<b>—</b>	<b>—</b>	<b>—</b>	<b>—</b>	<b>—</b>	<b>—</b>
Other Charges	672,385	—	—	672,385	—	—	—	—	—
Debt Service	—	—	—	—	—	—	—	—	—
Interagency Transfers	473,157	—	—	473,157	—	—	—	—	—
<b>TOTAL OTHER CHARGES</b>	<b>\$1,145,542</b>	<b>—</b>	<b>—</b>	<b>\$1,145,542</b>	<b>—</b>	<b>—</b>	<b>—</b>	<b>—</b>	<b>—</b>
Acquisitions	—	—	—	—	—	—	—	—	—
Major Repairs	—	—	—	—	—	—	—	—	—
<b>TOTAL ACQ. &amp; MAJOR REPAIRS</b>	<b>—</b>	<b>—</b>	<b>—</b>	<b>—</b>	<b>—</b>	<b>—</b>	<b>—</b>	<b>—</b>	<b>—</b>
<b>TOTAL EXPENDITURES</b>	<b>\$1,456,157</b>	<b>—</b>	<b>—</b>	<b>\$1,456,157</b>	<b>—</b>	<b>—</b>	<b>—</b>	<b>—</b>	<b>—</b>

Form 23423 — 419200-Federal Grants

Question	Narrative Response
<b>State the purpose, source and legal citation.</b>	<p>-- Grants are provided by the Federal Drug Enforcement Administration to work specific ongoing cases. DEA pays the overtime of OSP personnel assigned to these cases. -- HIDTA (High Intensity Drug Trafficking Areas) Grant: this is a federal grant which supports overtime for State Police and other law enforcement agencies to provide a concentrated enforcement presence in areas that have experienced a high level of drug trafficking and related violence. -- OCDETF (Organized Crime and Drug Enforcement Task Force Grant): these grants are provided by the Department of Justice to work 'specific' on-going cases. DOJ pays the overtime of the OSP personnel assigned to these cases. OSP usually gets multiple OCDETF grants each year. -- Task Force grants: The principal mission of the Task Force program is to identify, disrupt, and dismantle the most serious drug trafficking and money laundering organizations and those primarily responsible for the nation's drug supply. -- DEA Marijuana Eradication Grant: The DEA realizes that it is to the mutual benefit of the DEA and state authorities to cooperate in locating and eradicating illicit domestic fields and in the investigation and prosecution of persons responsible for such activities. The DEA provides certain necessary funds to State Police in furtherance of this effort. -- Operation Slot: The principal mission is to identify, disrupt, and dismantle the most serious drug trafficking and money laundering organizations and those primarily responsible for the nation's drug supply. -- Various other small Federal grants</p>
<b>Agency discretion or Federal requirement?</b>	The agreement designates how the funds are to be expended.
<b>Describe any budgetary peculiarities.</b>	N/A
<b>Is the Total Request amount for multiple years?</b>	Requested amount is based on Federal Grant award periods.
<b>Additional information or comments.</b>	N/A
<b>Provide the amount of any indirect costs.</b>	N/A
<b>Any indirect costs funded with other MOF?</b>	N/A
<b>Objectives and indicators in the Operational Plan.</b>	N/A
<b>Additional information or comments.</b>	N/A

Form 23432 — 419300 - Federal Grants

Expenditures	Existing Operating Budget as of 10/01/2023			FY2024-2025 Total Request			FY2025-2026 Projected		
	Means of Financing	In-Kind Match	Cash Match	Means of Financing	In-Kind Match	Cash Match	Means of Financing	In-Kind Match	Cash Match
Salaries	85,000	—	—	85,000	—	—	85,000	—	—
Other Compensation	—	—	—	—	—	—	—	—	—
Related Benefits	—	—	—	—	—	—	—	—	—
<b>TOTAL PERSONAL SERVICES</b>	<b>\$85,000</b>	<b>—</b>	<b>—</b>	<b>\$85,000</b>	<b>—</b>	<b>—</b>	<b>\$85,000</b>	<b>—</b>	<b>—</b>
Travel	—	—	—	—	—	—	—	—	—
Operating Services	—	—	—	—	—	—	—	—	—
Supplies	—	—	—	—	—	—	—	—	—
<b>TOTAL OPERATING EXPENSES</b>	<b>—</b>	<b>—</b>	<b>—</b>	<b>—</b>	<b>—</b>	<b>—</b>	<b>—</b>	<b>—</b>	<b>—</b>
<b>PROFESSIONAL SERVICES</b>	<b>—</b>	<b>—</b>	<b>—</b>	<b>—</b>	<b>—</b>	<b>—</b>	<b>—</b>	<b>—</b>	<b>—</b>
Other Charges	6,203,191	—	—	6,203,191	—	—	6,203,191	—	—
Debt Service	—	—	—	—	—	—	—	—	—
Interagency Transfers	—	—	—	—	—	—	—	—	—
<b>TOTAL OTHER CHARGES</b>	<b>\$6,203,191</b>	<b>—</b>	<b>—</b>	<b>\$6,203,191</b>	<b>—</b>	<b>—</b>	<b>\$6,203,191</b>	<b>—</b>	<b>—</b>
Acquisitions	—	—	—	—	—	—	—	—	—
Major Repairs	—	—	—	—	—	—	—	—	—
<b>TOTAL ACQ. &amp; MAJOR REPAIRS</b>	<b>—</b>	<b>—</b>	<b>—</b>	<b>—</b>	<b>—</b>	<b>—</b>	<b>—</b>	<b>—</b>	<b>—</b>
<b>TOTAL EXPENDITURES</b>	<b>\$6,288,191</b>	<b>—</b>	<b>—</b>	<b>\$6,288,191</b>	<b>—</b>	<b>—</b>	<b>\$6,288,191</b>	<b>—</b>	<b>—</b>



Form 23432 — 419300 - Federal Grants

Question	Narrative Response
<b>State the purpose, source and legal citation.</b>	The Department of Justice DNA Grants are for use in the Crime Lab for laboratory and computer equipment, laboratory supplies, contractor-provided services, renovations, accreditation and certification, training, and administrative expenses. Bulletproof Vest Partnership Grant: Provides Funding to reimburse costs of the bulletproof vests purchased by the Office of State Police, up to 50%.
<b>Agency discretion or Federal requirement?</b>	Expenditures for these grants are determined by the agreement.
<b>Describe any budgetary peculiarities.</b>	N/A
<b>Is the Total Request amount for multiple years?</b>	Yes
<b>Additional information or comments.</b>	Requested amount is less than Existing Operating Budget due to non-recurred rollover BA-7.
<b>Provide the amount of any indirect costs.</b>	N/A
<b>Any indirect costs funded with other MOF?</b>	N/A
<b>Objectives and indicators in the Operational Plan.</b>	N/A
<b>Additional information or comments.</b>	N/A

Fees & Self-generated

Form 23383 — 419300 - Motor Vehicle T/I

Expenditures	Existing Operating Budget as of 10/01/2023			FY2024-2025 Total Request			FY2025-2026 Projected		
	Means of Financing	In-Kind Match	Cash Match	Means of Financing	In-Kind Match	Cash Match	Means of Financing	In-Kind Match	Cash Match
Salaries	19,485,359	—	—	19,485,359	—	—	19,485,359	—	—
Other Compensation	994,832	—	—	994,832	—	—	994,832	—	—
Related Benefits	15,227,536	—	—	15,227,536	—	—	15,227,536	—	—
<b>TOTAL PERSONAL SERVICES</b>	<b>\$35,707,727</b>	<b>—</b>	<b>—</b>	<b>\$35,707,727</b>	<b>—</b>	<b>—</b>	<b>\$35,707,727</b>	<b>—</b>	<b>—</b>
Travel	369,525	—	—	369,525	—	—	369,525	—	—
Operating Services	9,375,351	—	—	9,345,257	—	—	9,345,257	—	—
Supplies	9,778,777	—	—	9,388,489	—	—	9,388,489	—	—
<b>TOTAL OPERATING EXPENSES</b>	<b>\$19,523,653</b>	<b>—</b>	<b>—</b>	<b>\$19,103,271</b>	<b>—</b>	<b>—</b>	<b>\$19,103,271</b>	<b>—</b>	<b>—</b>
<b>PROFESSIONAL SERVICES</b>	<b>\$124,023</b>	<b>—</b>	<b>—</b>	<b>\$124,023</b>	<b>—</b>	<b>—</b>	<b>\$124,023</b>	<b>—</b>	<b>—</b>
Other Charges	2,153,551	—	—	2,035,573	—	—	2,035,573	—	—
Debt Service	—	—	—	—	—	—	—	—	—
Interagency Transfers	29,103,370	—	—	29,103,370	—	—	29,103,370	—	—
<b>TOTAL OTHER CHARGES</b>	<b>\$31,256,921</b>	<b>—</b>	<b>—</b>	<b>\$31,138,943</b>	<b>—</b>	<b>—</b>	<b>\$31,138,943</b>	<b>—</b>	<b>—</b>
Acquisitions	—	—	—	—	—	—	—	—	—
Major Repairs	—	—	—	—	—	—	—	—	—
<b>TOTAL ACQ. &amp; MAJOR REPAIRS</b>	<b>—</b>	<b>—</b>	<b>—</b>	<b>—</b>	<b>—</b>	<b>—</b>	<b>—</b>	<b>—</b>	<b>—</b>
<b>TOTAL EXPENDITURES</b>	<b>\$86,612,324</b>	<b>—</b>	<b>—</b>	<b>\$86,073,964</b>	<b>—</b>	<b>—</b>	<b>\$86,073,964</b>	<b>—</b>	<b>—</b>

Form 23383 — 419300 - Motor Vehicle T/I

Question	Narrative Response
<b>State the purpose, source and legal citation.</b>	Transfer in from Office of Motor Vehicles for operating expenses in the Operational Support Program.
<b>Agency discretion or Federal requirement?</b>	Agency discretion
<b>Describe any budgetary peculiarities.</b>	N/A
<b>Is the Total Request amount for multiple years?</b>	Yes
<b>Additional information or comments.</b>	N/A
<b>Provide the amount of any indirect costs.</b>	There are no indirect costs within the Office of State Police associated with this funding.
<b>Any indirect costs funded with other MOF?</b>	There are no indirect costs within the Office of State Police associated with this funding.
<b>Objectives and indicators in the Operational Plan.</b>	A portion of all objectives and indicators in the Operational Plan are associated with this means of finance.
<b>Additional information or comments.</b>	The Office of State Police receives 63.07% of the total Office of Motor Vehicles Transfer-In collections. Of that, the Operational Support Program receives 40.46%.

Form 23384 — 419300 - Misc. S/G

Expenditures	Existing Operating Budget as of 10/01/2023			FY2024-2025 Total Request			FY2025-2026 Projected		
	Means of Financing	In-Kind Match	Cash Match	Means of Financing	In-Kind Match	Cash Match	Means of Financing	In-Kind Match	Cash Match
Salaries	591,277	—	—	591,277	—	—	591,277	—	—
Other Compensation	110,178	—	—	110,178	—	—	110,178	—	—
Related Benefits	209,243	—	—	209,243	—	—	209,243	—	—
<b>TOTAL PERSONAL SERVICES</b>	<b>\$910,698</b>	<b>—</b>	<b>—</b>	<b>\$910,698</b>	<b>—</b>	<b>—</b>	<b>\$910,698</b>	<b>—</b>	<b>—</b>
Travel	—	—	—	—	—	—	—	—	—
Operating Services	369,800	—	—	369,800	—	—	369,800	—	—
Supplies	106,250	—	—	9,000	—	—	9,000	—	—
<b>TOTAL OPERATING EXPENSES</b>	<b>\$476,050</b>	<b>—</b>	<b>—</b>	<b>\$378,800</b>	<b>—</b>	<b>—</b>	<b>\$378,800</b>	<b>—</b>	<b>—</b>
<b>PROFESSIONAL SERVICES</b>	<b>—</b>	<b>—</b>	<b>—</b>	<b>—</b>	<b>—</b>	<b>—</b>	<b>—</b>	<b>—</b>	<b>—</b>
Other Charges	3,000,000	—	—	3,000,000	—	—	3,000,000	—	—
Debt Service	—	—	—	—	—	—	—	—	—
Interagency Transfers	1,432,225	—	—	1,432,225	—	—	1,432,225	—	—
<b>TOTAL OTHER CHARGES</b>	<b>\$4,432,225</b>	<b>—</b>	<b>—</b>	<b>\$4,432,225</b>	<b>—</b>	<b>—</b>	<b>\$4,432,225</b>	<b>—</b>	<b>—</b>
Acquisitions	—	—	—	—	—	—	—	—	—
Major Repairs	—	—	—	—	—	—	—	—	—
<b>TOTAL ACQ. &amp; MAJOR REPAIRS</b>	<b>—</b>	<b>—</b>	<b>—</b>	<b>—</b>	<b>—</b>	<b>—</b>	<b>—</b>	<b>—</b>	<b>—</b>
<b>TOTAL EXPENDITURES</b>	<b>\$5,818,973</b>	<b>—</b>	<b>—</b>	<b>\$5,721,723</b>	<b>—</b>	<b>—</b>	<b>\$5,721,723</b>	<b>—</b>	<b>—</b>

Form 23384 — 419300 - Misc. S/G

Question	Narrative Response
<b>State the purpose, source and legal citation.</b>	See attached S/G Miscellaneous Backup documentation. DWI Reinstatement Fees. Crime Lab Bond Fee. Escort Fees. AFIS S/G. Training Academy S/G. Crash Reports. Accident Photos.
<b>Agency discretion or Federal requirement?</b>	N/A
<b>Describe any budgetary peculiarities.</b>	N/A
<b>Is the Total Request amount for multiple years?</b>	N/A
<b>Additional information or comments.</b>	N/A
<b>Provide the amount of any indirect costs.</b>	N/A
<b>Any indirect costs funded with other MOF?</b>	N/A
<b>Objectives and indicators in the Operational Plan.</b>	N/A
<b>Additional information or comments.</b>	N/A

Form 23386 — 419400 - Indian Gaming

Expenditures	Existing Operating Budget as of 10/01/2023			FY2024-2025 Total Request			FY2025-2026 Projected		
	Means of Financing	In-Kind Match	Cash Match	Means of Financing	In-Kind Match	Cash Match	Means of Financing	In-Kind Match	Cash Match
Salaries	1,199,318	—	—	1,199,318	—	—	1,199,318	—	—
Other Compensation	—	—	—	—	—	—	—	—	—
Related Benefits	821,914	—	—	821,914	—	—	821,914	—	—
<b>TOTAL PERSONAL SERVICES</b>	<b>\$2,021,232</b>	<b>—</b>	<b>—</b>	<b>\$2,021,232</b>	<b>—</b>	<b>—</b>	<b>\$2,021,232</b>	<b>—</b>	<b>—</b>
Travel	12,351	—	—	12,351	—	—	12,351	—	—
Operating Services	12,760	—	—	12,760	—	—	12,760	—	—
Supplies	38,120	—	—	38,120	—	—	38,120	—	—
<b>TOTAL OPERATING EXPENSES</b>	<b>\$63,231</b>	<b>—</b>	<b>—</b>	<b>\$63,231</b>	<b>—</b>	<b>—</b>	<b>\$63,231</b>	<b>—</b>	<b>—</b>
<b>PROFESSIONAL SERVICES</b>	<b>—</b>	<b>—</b>	<b>—</b>	<b>—</b>	<b>—</b>	<b>—</b>	<b>—</b>	<b>—</b>	<b>—</b>
Other Charges	71,900	—	—	71,900	—	—	71,900	—	—
Debt Service	—	—	—	—	—	—	—	—	—
Interagency Transfers	28,650	—	—	28,650	—	—	28,650	—	—
<b>TOTAL OTHER CHARGES</b>	<b>\$100,550</b>	<b>—</b>	<b>—</b>	<b>\$100,550</b>	<b>—</b>	<b>—</b>	<b>\$100,550</b>	<b>—</b>	<b>—</b>
Acquisitions	—	—	—	—	—	—	—	—	—
Major Repairs	—	—	—	—	—	—	—	—	—
<b>TOTAL ACQ. &amp; MAJOR REPAIRS</b>	<b>—</b>	<b>—</b>	<b>—</b>	<b>—</b>	<b>—</b>	<b>—</b>	<b>—</b>	<b>—</b>	<b>—</b>
<b>TOTAL EXPENDITURES</b>	<b>\$2,185,013</b>	<b>—</b>	<b>—</b>	<b>\$2,185,013</b>	<b>—</b>	<b>—</b>	<b>\$2,185,013</b>	<b>—</b>	<b>—</b>

**Form 23386 — 419400 - Indian Gaming**

Question	Narrative Response
<b>State the purpose, source and legal citation.</b>	Indian Gaming Regulatory Act 25 U. S. C. 2701 et seq. The Governor shall have authority, on behalf of the state, to enter into and sign Indian Gaming Compacts, which authorize federally recognized Indian Tribes to conduct specific gaming activities authorized in the compact.
<b>Agency discretion or Federal requirement?</b>	Funds must be used to regulate Indian Gaming.
<b>Describe any budgetary peculiarities.</b>	N/A
<b>Is the Total Request amount for multiple years?</b>	Yes
<b>Additional information or comments.</b>	The Office of State Police, Gaming Enforcement Program receives 100% of this funding.
<b>Provide the amount of any indirect costs.</b>	There are indirect costs associated with collecting these fees. The amount is indeterminable at this time. All expenditure categories are impacted by this means of financing.
<b>Any indirect costs funded with other MOF?</b>	N/A
<b>Objectives and indicators in the Operational Plan.</b>	All objectives and indicators in the Operations Activity are associated with this means of finance.
<b>Additional information or comments.</b>	N/A

Form 23387 — 419400 - OMV T/I

Expenditures	Existing Operating Budget as of 10/01/2023			FY2024-2025 Total Request			FY2025-2026 Projected		
	Means of Financing	In-Kind Match	Cash Match	Means of Financing	In-Kind Match	Cash Match	Means of Financing	In-Kind Match	Cash Match
Salaries	1,213,474	—	—	1,213,474	—	—	1,213,474	—	—
Other Compensation	—	—	—	—	—	—	—	—	—
Related Benefits	2,901,294	—	—	2,901,294	—	—	2,901,294	—	—
<b>TOTAL PERSONAL SERVICES</b>	<b>\$4,114,768</b>	<b>—</b>	<b>—</b>	<b>\$4,114,768</b>	<b>—</b>	<b>—</b>	<b>\$4,114,768</b>	<b>—</b>	<b>—</b>
Travel	114	—	—	114	—	—	114	—	—
Operating Services	501,825	—	—	501,825	—	—	501,825	—	—
Supplies	—	—	—	—	—	—	—	—	—
<b>TOTAL OPERATING EXPENSES</b>	<b>\$501,939</b>	<b>—</b>	<b>—</b>	<b>\$501,939</b>	<b>—</b>	<b>—</b>	<b>\$501,939</b>	<b>—</b>	<b>—</b>
<b>PROFESSIONAL SERVICES</b>	<b>—</b>	<b>—</b>	<b>—</b>	<b>—</b>	<b>—</b>	<b>—</b>	<b>—</b>	<b>—</b>	<b>—</b>
Other Charges	—	—	—	—	—	—	—	—	—
Debt Service	—	—	—	—	—	—	—	—	—
Interagency Transfers	—	—	—	—	—	—	—	—	—
<b>TOTAL OTHER CHARGES</b>	<b>—</b>	<b>—</b>	<b>—</b>	<b>—</b>	<b>—</b>	<b>—</b>	<b>—</b>	<b>—</b>	<b>—</b>
Acquisitions	—	—	—	—	—	—	—	—	—
Major Repairs	—	—	—	—	—	—	—	—	—
<b>TOTAL ACQ. &amp; MAJOR REPAIRS</b>	<b>—</b>	<b>—</b>	<b>—</b>	<b>—</b>	<b>—</b>	<b>—</b>	<b>—</b>	<b>—</b>	<b>—</b>
<b>TOTAL EXPENDITURES</b>	<b>\$4,616,707</b>	<b>—</b>	<b>—</b>	<b>\$4,616,707</b>	<b>—</b>	<b>—</b>	<b>\$4,616,707</b>	<b>—</b>	<b>—</b>



Form 23387 — 419400 - OMV T/I

Question	Narrative Response
<b>State the purpose, source and legal citation.</b>	Transfer in from Office of Motor Vehicles for operating expenses in the Gaming Enforcement Program.
<b>Agency discretion or Federal requirement?</b>	Agency discretion
<b>Describe any budgetary peculiarities.</b>	N/A
<b>Is the Total Request amount for multiple years?</b>	Yes
<b>Additional information or comments.</b>	The Office of State Police receives 62.34% of the total Office of Motor Vehicles Transfer-In collections. Of that, the Gaming Enforcement Program receives 2.17%.
<b>Provide the amount of any indirect costs.</b>	There are no indirect costs within the Office of State Police associated with this funding.
<b>Any indirect costs funded with other MOF?</b>	There are no indirect costs within the Office of State Police associated with this funding.
<b>Objectives and indicators in the Operational Plan.</b>	A portion of all objectives and indicators in the Operational Plan are associated with this means of finance.
<b>Additional information or comments.</b>	N/A

Form 23389 — 419100-OMV Transfer In SG

Expenditures	Existing Operating Budget as of 10/01/2023			FY2024-2025 Total Request			FY2025-2026 Projected		
	Means of Financing	In-Kind Match	Cash Match	Means of Financing	In-Kind Match	Cash Match	Means of Financing	In-Kind Match	Cash Match
Salaries	16,957,967	—	—	16,957,967	—	—	—	—	—
Other Compensation	416,282	—	—	416,282	—	—	—	—	—
Related Benefits	13,284,835	—	—	13,284,835	—	—	—	—	—
<b>TOTAL PERSONAL SERVICES</b>	<b>\$30,659,084</b>	<b>—</b>	<b>—</b>	<b>\$30,659,084</b>	<b>—</b>	<b>—</b>	<b>—</b>	<b>—</b>	<b>—</b>
Travel	204,900	—	—	204,900	—	—	—	—	—
Operating Services	1,192,380	—	—	1,192,380	—	—	—	—	—
Supplies	794,788	—	—	758,972	—	—	—	—	—
<b>TOTAL OPERATING EXPENSES</b>	<b>\$2,192,068</b>	<b>—</b>	<b>—</b>	<b>\$2,156,252</b>	<b>—</b>	<b>—</b>	<b>—</b>	<b>—</b>	<b>—</b>
<b>PROFESSIONAL SERVICES</b>	<b>\$68,350</b>	<b>—</b>	<b>—</b>	<b>\$68,350</b>	<b>—</b>	<b>—</b>	<b>—</b>	<b>—</b>	<b>—</b>
Other Charges	1,634,359	—	—	1,583,639	—	—	—	—	—
Debt Service	—	—	—	—	—	—	—	—	—
Interagency Transfers	2,910,896	—	—	2,910,896	—	—	—	—	—
<b>TOTAL OTHER CHARGES</b>	<b>\$4,545,255</b>	<b>—</b>	<b>—</b>	<b>\$4,494,535</b>	<b>—</b>	<b>—</b>	<b>—</b>	<b>—</b>	<b>—</b>
Acquisitions	—	—	—	—	—	—	—	—	—
Major Repairs	—	—	—	—	—	—	—	—	—
<b>TOTAL ACQ. &amp; MAJOR REPAIRS</b>	<b>—</b>	<b>—</b>	<b>—</b>	<b>—</b>	<b>—</b>	<b>—</b>	<b>—</b>	<b>—</b>	<b>—</b>
<b>TOTAL EXPENDITURES</b>	<b>\$37,464,757</b>	<b>—</b>	<b>—</b>	<b>\$37,378,221</b>	<b>—</b>	<b>—</b>	<b>—</b>	<b>—</b>	<b>—</b>

**Form 23389 — 419100-OMV Transfer In SG**

Question	Narrative Response
<b>State the purpose, source and legal citation.</b>	Transfer in from Office of Motor Vehicles for operating expenses in the Traffic Enforcement Program.
<b>Agency discretion or Federal requirement?</b>	Agency discretion
<b>Describe any budgetary peculiarities.</b>	N/A
<b>Is the Total Request amount for multiple years?</b>	These are recurring funds.
<b>Additional information or comments.</b>	The Office of State Police receives 62.34% of the total Office of Motor Vehicles Transfer In collections. Of that the Traffic Enforcement Program receives 17.64%
<b>Provide the amount of any indirect costs.</b>	N/A
<b>Any indirect costs funded with other MOF?</b>	There are no indirect costs within the Office of State Police associated with this funding.
<b>Objectives and indicators in the Operational Plan.</b>	A portion of all objectives and indicators in the Operational Plan are associated with this means of financing
<b>Additional information or comments.</b>	N/A

Form 23390 — 419100-Miscellaneous Fees

Expenditures	Existing Operating Budget as of 10/01/2023			FY2024-2025 Total Request			FY2025-2026 Projected		
	Means of Financing	In-Kind Match	Cash Match	Means of Financing	In-Kind Match	Cash Match	Means of Financing	In-Kind Match	Cash Match
Salaries	13,304,489	—	—	13,304,489	—	—	—	—	—
Other Compensation	60,840	—	—	60,840	—	—	—	—	—
Related Benefits	1,151,074	—	—	1,151,074	—	—	—	—	—
<b>TOTAL PERSONAL SERVICES</b>	<b>\$14,516,403</b>	<b>—</b>	<b>—</b>	<b>\$14,516,403</b>	<b>—</b>	<b>—</b>	<b>—</b>	<b>—</b>	<b>—</b>
Travel	192,800	—	—	192,800	—	—	—	—	—
Operating Services	22,500	—	—	22,500	—	—	—	—	—
Supplies	34,000	—	—	34,000	—	—	—	—	—
<b>TOTAL OPERATING EXPENSES</b>	<b>\$249,300</b>	<b>—</b>	<b>—</b>	<b>\$249,300</b>	<b>—</b>	<b>—</b>	<b>—</b>	<b>—</b>	<b>—</b>
<b>PROFESSIONAL SERVICES</b>	<b>—</b>	<b>—</b>	<b>—</b>	<b>—</b>	<b>—</b>	<b>—</b>	<b>—</b>	<b>—</b>	<b>—</b>
Other Charges	180,000	—	—	180,000	—	—	—	—	—
Debt Service	—	—	—	—	—	—	—	—	—
Interagency Transfers	—	—	—	—	—	—	—	—	—
<b>TOTAL OTHER CHARGES</b>	<b>\$180,000</b>	<b>—</b>	<b>—</b>	<b>\$180,000</b>	<b>—</b>	<b>—</b>	<b>—</b>	<b>—</b>	<b>—</b>
Acquisitions	—	—	—	—	—	—	—	—	—
Major Repairs	—	—	—	—	—	—	—	—	—
<b>TOTAL ACQ. &amp; MAJOR REPAIRS</b>	<b>—</b>	<b>—</b>	<b>—</b>	<b>—</b>	<b>—</b>	<b>—</b>	<b>—</b>	<b>—</b>	<b>—</b>
<b>TOTAL EXPENDITURES</b>	<b>\$14,945,703</b>	<b>—</b>	<b>—</b>	<b>\$14,945,703</b>	<b>—</b>	<b>—</b>	<b>—</b>	<b>—</b>	<b>—</b>

**Form 23390 — 419100-Miscellaneous Fees**

Question	Narrative Response
State the purpose, source and legal citation.	See Attachment (419100-Miscellaneous SG Fees)
Agency discretion or Federal requirement?	N/A
Describe any budgetary peculiarities.	N/A
Is the Total Request amount for multiple years?	N/A
Additional information or comments.	The office of State Police, Traffic Enforcement Program receives 100% of this funding.
Provide the amount of any indirect costs.	N/A
Any indirect costs funded with other MOF?	N/A
Objectives and indicators in the Operational Plan.	N/A
Additional information or comments.	N/A

Form 23393 — 419100- Right to Know DFA (P12)

Expenditures	Existing Operating Budget as of 10/01/2023			FY2024-2025 Total Request			FY2025-2026 Projected		
	Means of Financing	In-Kind Match	Cash Match	Means of Financing	In-Kind Match	Cash Match	Means of Financing	In-Kind Match	Cash Match
Salaries	15,000	—	—	15,000	—	—	—	—	—
Other Compensation	—	—	—	—	—	—	—	—	—
Related Benefits	—	—	—	—	—	—	—	—	—
<b>TOTAL PERSONAL SERVICES</b>	<b>\$15,000</b>	<b>—</b>	<b>—</b>	<b>\$15,000</b>	<b>—</b>	<b>—</b>	<b>—</b>	<b>—</b>	<b>—</b>
Travel	—	—	—	—	—	—	—	—	—
Operating Services	8,500	—	—	8,500	—	—	—	—	—
Supplies	—	—	—	—	—	—	—	—	—
<b>TOTAL OPERATING EXPENSES</b>	<b>\$8,500</b>	<b>—</b>	<b>—</b>	<b>\$8,500</b>	<b>—</b>	<b>—</b>	<b>—</b>	<b>—</b>	<b>—</b>
<b>PROFESSIONAL SERVICES</b>	<b>—</b>	<b>—</b>	<b>—</b>	<b>—</b>	<b>—</b>	<b>—</b>	<b>—</b>	<b>—</b>	<b>—</b>
Other Charges	—	—	—	—	—	—	—	—	—
Debt Service	—	—	—	—	—	—	—	—	—
Interagency Transfers	2,569	—	—	2,569	—	—	—	—	—
<b>TOTAL OTHER CHARGES</b>	<b>\$2,569</b>	<b>—</b>	<b>—</b>	<b>\$2,569</b>	<b>—</b>	<b>—</b>	<b>—</b>	<b>—</b>	<b>—</b>
Acquisitions	—	—	—	—	—	—	—	—	—
Major Repairs	—	—	—	—	—	—	—	—	—
<b>TOTAL ACQ. &amp; MAJOR REPAIRS</b>	<b>—</b>	<b>—</b>	<b>—</b>	<b>—</b>	<b>—</b>	<b>—</b>	<b>—</b>	<b>—</b>	<b>—</b>
<b>TOTAL EXPENDITURES</b>	<b>\$26,069</b>	<b>—</b>	<b>—</b>	<b>\$26,069</b>	<b>—</b>	<b>—</b>	<b>—</b>	<b>—</b>	<b>—</b>

**Form 23393 — 419100- Right to Know DFA (P12)**

Question	Narrative Response
<b>State the purpose, source and legal citation.</b>	Act 1046, House Bill 2106 of the 1997 Regular Legislative Session enacted RS 30:2380 which created the Right-to-Know Fund. An amount equal to all monies collected under RS 30:2373 shall be paid into this fund.
<b>Agency discretion or Federal requirement?</b>	Agency discretion.
<b>Describe any budgetary peculiarities.</b>	N/A
<b>Is the Total Request amount for multiple years?</b>	These are recurring funds.
<b>Additional information or comments.</b>	N/A
<b>Provide the amount of any indirect costs.</b>	N/A
<b>Any indirect costs funded with other MOF?</b>	There are indirect costs associated with collecting these fees. The amount is indeterminable at this time. All expenditure categories are impacted by this means of financing.
<b>Objectives and indicators in the Operational Plan.</b>	While there are no objectives or performance indicators in LSP's Operational Plan regarding the Right to Know Dedicated Fund Account, it is part of the overall mission of Public Safety.
<b>Additional information or comments.</b>	N/A

Form 23395 — 419100-Explosives Trust DFA (P21)

Expenditures	Existing Operating Budget as of 10/01/2023			FY2024-2025 Total Request			FY2025-2026 Projected		
	Means of Financing	In-Kind Match	Cash Match	Means of Financing	In-Kind Match	Cash Match	Means of Financing	In-Kind Match	Cash Match
Salaries	158,265	—	—	158,265	—	—	—	—	—
Other Compensation	70,408	—	—	70,408	—	—	—	—	—
Related Benefits	22,509	—	—	22,509	—	—	—	—	—
<b>TOTAL PERSONAL SERVICES</b>	<b>\$251,182</b>	<b>—</b>	<b>—</b>	<b>\$251,182</b>	<b>—</b>	<b>—</b>	<b>—</b>	<b>—</b>	<b>—</b>
Travel	—	—	—	—	—	—	—	—	—
Operating Services	—	—	—	—	—	—	—	—	—
Supplies	—	—	—	—	—	—	—	—	—
<b>TOTAL OPERATING EXPENSES</b>	<b>—</b>	<b>—</b>	<b>—</b>	<b>—</b>	<b>—</b>	<b>—</b>	<b>—</b>	<b>—</b>	<b>—</b>
<b>PROFESSIONAL SERVICES</b>	<b>—</b>	<b>—</b>	<b>—</b>	<b>—</b>	<b>—</b>	<b>—</b>	<b>—</b>	<b>—</b>	<b>—</b>
Other Charges	—	—	—	—	—	—	—	—	—
Debt Service	—	—	—	—	—	—	—	—	—
Interagency Transfers	—	—	—	—	—	—	—	—	—
<b>TOTAL OTHER CHARGES</b>	<b>—</b>	<b>—</b>	<b>—</b>	<b>—</b>	<b>—</b>	<b>—</b>	<b>—</b>	<b>—</b>	<b>—</b>
Acquisitions	—	—	—	—	—	—	—	—	—
Major Repairs	—	—	—	—	—	—	—	—	—
<b>TOTAL ACQ. &amp; MAJOR REPAIRS</b>	<b>—</b>	<b>—</b>	<b>—</b>	<b>—</b>	<b>—</b>	<b>—</b>	<b>—</b>	<b>—</b>	<b>—</b>
<b>TOTAL EXPENDITURES</b>	<b>\$251,182</b>	<b>—</b>	<b>—</b>	<b>\$251,182</b>	<b>—</b>	<b>—</b>	<b>—</b>	<b>—</b>	<b>—</b>



**Form 23395 — 419100-Explosives Trust DFA (P21)**

Question	Narrative Response
<b>State the purpose, source and legal citation.</b>	Act 1202, Senate Bill 426 of the 1999 Regular Legislative Session enacted R.S. 40:1472.20 creating the Explosives Trust fund.
<b>Agency discretion or Federal requirement?</b>	Agency discretion
<b>Describe any budgetary peculiarities.</b>	N/A
<b>Is the Total Request amount for multiple years?</b>	These are recurring funds.
<b>Additional information or comments.</b>	N/A
<b>Provide the amount of any indirect costs.</b>	N/A
<b>Any indirect costs funded with other MOF?</b>	N/A
<b>Objectives and indicators in the Operational Plan.</b>	While there are no objectives or performance indicators in LSP's Operational Plan regarding the Explosives Trust Dedicated Fund Account, it is part of the overall mission of Public Safety.
<b>Additional information or comments.</b>	N/A

**Form 23397 — 419100-Unified Carrier Registration DFA (P34)**

Expenditures	Existing Operating Budget as of 10/01/2023			FY2024-2025 Total Request			FY2025-2026 Projected		
	Means of Financing	In-Kind Match	Cash Match	Means of Financing	In-Kind Match	Cash Match	Means of Financing	In-Kind Match	Cash Match
Salaries	1,386,504	—	—	1,386,504	—	—	—	—	—
Other Compensation	—	—	—	—	—	—	—	—	—
Related Benefits	401,545	—	—	401,545	—	—	—	—	—
<b>TOTAL PERSONAL SERVICES</b>	<b>\$1,788,049</b>	<b>—</b>	<b>—</b>	<b>\$1,788,049</b>	<b>—</b>	<b>—</b>	<b>—</b>	<b>—</b>	<b>—</b>
Travel	—	—	—	—	—	—	—	—	—
Operating Services	—	—	—	—	—	—	—	—	—
Supplies	—	—	—	—	—	—	—	—	—
<b>TOTAL OPERATING EXPENSES</b>	<b>—</b>	<b>—</b>	<b>—</b>	<b>—</b>	<b>—</b>	<b>—</b>	<b>—</b>	<b>—</b>	<b>—</b>
<b>PROFESSIONAL SERVICES</b>	<b>—</b>	<b>—</b>	<b>—</b>	<b>—</b>	<b>—</b>	<b>—</b>	<b>—</b>	<b>—</b>	<b>—</b>
Other Charges	—	—	—	—	—	—	—	—	—
Debt Service	—	—	—	—	—	—	—	—	—
Interagency Transfers	—	—	—	—	—	—	—	—	—
<b>TOTAL OTHER CHARGES</b>	<b>—</b>	<b>—</b>	<b>—</b>	<b>—</b>	<b>—</b>	<b>—</b>	<b>—</b>	<b>—</b>	<b>—</b>
Acquisitions	—	—	—	—	—	—	—	—	—
Major Repairs	—	—	—	—	—	—	—	—	—
<b>TOTAL ACQ. &amp; MAJOR REPAIRS</b>	<b>—</b>	<b>—</b>	<b>—</b>	<b>—</b>	<b>—</b>	<b>—</b>	<b>—</b>	<b>—</b>	<b>—</b>
<b>TOTAL EXPENDITURES</b>	<b>\$1,788,049</b>	<b>—</b>	<b>—</b>	<b>\$1,788,049</b>	<b>—</b>	<b>—</b>	<b>—</b>	<b>—</b>	<b>—</b>

**Form 23397 — 419100-Unified Carrier Registration DFA (P34)**

Question	Narrative Response
<b>State the purpose, source and legal citation.</b>	RS 32:1526: The money in the fund shall be used each fiscal year solely and exclusively by the department for motor carrier safety programs, enforcement, or the administration of the Unified Carrier Registration Plan and the Unified Carrier Registration Agreement as required by the Unified Carrier Registration Act of 2005.
<b>Agency discretion or Federal requirement?</b>	Agency discretion
<b>Describe any budgetary peculiarities.</b>	N/A
<b>Is the Total Request amount for multiple years?</b>	These are recurring funds.
<b>Additional information or comments.</b>	N/A
<b>Provide the amount of any indirect costs.</b>	N/A
<b>Any indirect costs funded with other MOF?</b>	There are no indirect costs within the Office of State Police associated with this funding.
<b>Objectives and indicators in the Operational Plan.</b>	While there are no objectives or performance indicators in LSP's Operational Plan regarding the Unified Carrier Registration Dedicated Fund Account, it is part of the overall mission of Public Safety.
<b>Additional information or comments.</b>	N/A

Form 23398 — 419100-Louisiana Towing and Storage DFA (P07)

Expenditures	Existing Operating Budget as of 10/01/2023			FY2024-2025 Total Request			FY2025-2026 Projected		
	Means of Financing	In-Kind Match	Cash Match	Means of Financing	In-Kind Match	Cash Match	Means of Financing	In-Kind Match	Cash Match
Salaries	168,144	—	—	168,144	—	—	—	—	—
Other Compensation	—	—	—	—	—	—	—	—	—
Related Benefits	131,856	—	—	131,856	—	—	—	—	—
<b>TOTAL PERSONAL SERVICES</b>	<b>\$300,000</b>	<b>—</b>	<b>—</b>	<b>\$300,000</b>	<b>—</b>	<b>—</b>	<b>—</b>	<b>—</b>	<b>—</b>
Travel	—	—	—	—	—	—	—	—	—
Operating Services	—	—	—	—	—	—	—	—	—
Supplies	—	—	—	—	—	—	—	—	—
<b>TOTAL OPERATING EXPENSES</b>	<b>—</b>	<b>—</b>	<b>—</b>	<b>—</b>	<b>—</b>	<b>—</b>	<b>—</b>	<b>—</b>	<b>—</b>
<b>PROFESSIONAL SERVICES</b>	<b>—</b>	<b>—</b>	<b>—</b>	<b>—</b>	<b>—</b>	<b>—</b>	<b>—</b>	<b>—</b>	<b>—</b>
Other Charges	—	—	—	—	—	—	—	—	—
Debt Service	—	—	—	—	—	—	—	—	—
Interagency Transfers	—	—	—	—	—	—	—	—	—
<b>TOTAL OTHER CHARGES</b>	<b>—</b>	<b>—</b>	<b>—</b>	<b>—</b>	<b>—</b>	<b>—</b>	<b>—</b>	<b>—</b>	<b>—</b>
Acquisitions	—	—	—	—	—	—	—	—	—
Major Repairs	—	—	—	—	—	—	—	—	—
<b>TOTAL ACQ. &amp; MAJOR REPAIRS</b>	<b>—</b>	<b>—</b>	<b>—</b>	<b>—</b>	<b>—</b>	<b>—</b>	<b>—</b>	<b>—</b>	<b>—</b>
<b>TOTAL EXPENDITURES</b>	<b>\$300,000</b>	<b>—</b>	<b>—</b>	<b>\$300,000</b>	<b>—</b>	<b>—</b>	<b>—</b>	<b>—</b>	<b>—</b>

**Form 23398 — 419100-Louisiana Towing and Storage DFA (P07)**

Question	Narrative Response
<b>State the purpose, source and legal citation.</b>	R.S. 32:1714 requires the Louisiana State Police to regulate the business of towing and storing motor vehicles. Pursuant to this statutory authority, State Police has promulgated rules in the Louisiana Administrative Code, Title 55, Part 1, Chapter 19. R.S.32:1731 The account shall be used solely to fund personnel positions and the activities and enforcement of this Chapter by the office of state police and only in the amount appropriated by the legislature with all remaining funds to be deposited in the state general fund. Monies deposited into the account shall be categorized as fees and self-generated revenue for the sole purpose of reporting related to the executive budget, supporting documents, and general appropriation bills and shall be available for annual appropriation by the legislature.
<b>Agency discretion or Federal requirement?</b>	Agency discretion
<b>Describe any budgetary peculiarities.</b>	N/A
<b>Is the Total Request amount for multiple years?</b>	These are recurring funds.
<b>Additional information or comments.</b>	N/A
<b>Provide the amount of any indirect costs.</b>	N/A
<b>Any indirect costs funded with other MOF?</b>	There are indirect costs associated with collecting these fees. The amount is indeterminable at this time. All expenditure categories are impacted by this means of financing.
<b>Objectives and indicators in the Operational Plan.</b>	While there are no objectives or performance indicators in LSP's Operational Plan regarding the Louisiana Towing and Storage Dedicated Fund Account, it is part of the overall mission of Public Safety.
<b>Additional information or comments.</b>	N/A

**Form 23415 — 419100-Insurance Verification DFA (P39)**

Expenditures	Existing Operating Budget as of 10/01/2023			FY2024-2025 Total Request			FY2025-2026 Projected		
	Means of Financing	In-Kind Match	Cash Match	Means of Financing	In-Kind Match	Cash Match	Means of Financing	In-Kind Match	Cash Match
Salaries	10,347,856	—	—	10,347,856	—	—	—	—	—
Other Compensation	—	—	—	—	—	—	—	—	—
Related Benefits	5,836,795	—	—	5,836,795	—	—	—	—	—
<b>TOTAL PERSONAL SERVICES</b>	<b>\$16,184,651</b>	<b>—</b>	<b>—</b>	<b>\$16,184,651</b>	<b>—</b>	<b>—</b>	<b>—</b>	<b>—</b>	<b>—</b>
Travel	—	—	—	—	—	—	—	—	—
Operating Services	—	—	—	—	—	—	—	—	—
Supplies	—	—	—	—	—	—	—	—	—
<b>TOTAL OPERATING EXPENSES</b>	<b>—</b>	<b>—</b>	<b>—</b>	<b>—</b>	<b>—</b>	<b>—</b>	<b>—</b>	<b>—</b>	<b>—</b>
<b>PROFESSIONAL SERVICES</b>	<b>—</b>	<b>—</b>	<b>—</b>	<b>—</b>	<b>—</b>	<b>—</b>	<b>—</b>	<b>—</b>	<b>—</b>
Other Charges	—	—	—	—	—	—	—	—	—
Debt Service	—	—	—	—	—	—	—	—	—
Interagency Transfers	—	—	—	—	—	—	—	—	—
<b>TOTAL OTHER CHARGES</b>	<b>—</b>	<b>—</b>	<b>—</b>	<b>—</b>	<b>—</b>	<b>—</b>	<b>—</b>	<b>—</b>	<b>—</b>
Acquisitions	—	—	—	—	—	—	—	—	—
Major Repairs	—	—	—	—	—	—	—	—	—
<b>TOTAL ACQ. &amp; MAJOR REPAIRS</b>	<b>—</b>	<b>—</b>	<b>—</b>	<b>—</b>	<b>—</b>	<b>—</b>	<b>—</b>	<b>—</b>	<b>—</b>
<b>TOTAL EXPENDITURES</b>	<b>\$16,184,651</b>	<b>—</b>	<b>—</b>	<b>\$16,184,651</b>	<b>—</b>	<b>—</b>	<b>—</b>	<b>—</b>	<b>—</b>

**Form 23415 — 419100-Insurance Verification DFA (P39)**

Question	Narrative Response
<b>State the purpose, source and legal citation.</b>	Act 641 of the 2014 Regular Legislative Session established the Statutory Dedicated Insurance Verification Fund. Funds are derived from penalties for operating a motor vehicle without the required motor vehicle liability security. For Fiscal Year 2015-2016 and each fiscal year thereafter, monies in the fund shall be used as follows: (a) First, to fully fund the annual maintenance of the real-time system to verify motor vehicle insurance authorized by R.S. 32:863.2(F); (b) The next forty-two million dollars per year shall be dedicated to the Department of Public Safety and Corrections, office of state police; (c) The next seven million dollars per year shall be used to fund the housing of parolees who are detained in sheriffs' jails pending their revocation hearing as provided in R.S. 15:824(B)(1)(e)(ii); (d) The next one million dollars per year shall be used to provide additional funding to district attorneys and assistant district attorneys, specifically to fund additional assistant district attorneys beginning in 2015; (e) The remainder of monies in the fund shall be used for public safety and law enforcement purposes.
<b>Agency discretion or Federal requirement?</b>	Agency discretion.
<b>Describe any budgetary peculiarities.</b>	N/A
<b>Is the Total Request amount for multiple years?</b>	These are recurring funds.
<b>Additional information or comments.</b>	Insurance Verification Funds shall be used first to fully fund the annual maintenance of the real-time system to verify motor vehicle insurance authorized by R.S. 32:863.2(F). Next, the amount needed to fund the increase in the costs of salaries and related benefits associated with the pay plan adopted by the State Police Commission, not to exceed forty-two million dollars per year, shall be dedicated to the Department of Public Safety and Corrections, Office of State Police. The next one million dollars per year shall be used to provide additional funding to district attorneys and assistant district attorneys, specifically to fund additional assistant district attorneys beginning in 2015. The remainder of monies in the fund shall be used for public safety and law enforcement purposes. Funds from the Insurance Verification System Fund shall not be used to pay any costs associated with the implementation of a system for the issuance of REAL ID compliant drivers' licenses and special identification cards.
<b>Provide the amount of any indirect costs.</b>	N/A
<b>Any indirect costs funded with other MOF?</b>	There are no indirect costs within the Office of State Police associated with this funding.
<b>Objectives and indicators in the Operational Plan.</b>	N/A
<b>Additional information or comments.</b>	N/A

**Form 23419 — 419200- Drug Enforcement Seized Narcotics SG**

Expenditures	Existing Operating Budget as of 10/01/2023			FY2024-2025 Total Request			FY2025-2026 Projected		
	Means of Financing	In-Kind Match	Cash Match	Means of Financing	In-Kind Match	Cash Match	Means of Financing	In-Kind Match	Cash Match
Salaries	—	—	—	—	—	—	—	—	—
Other Compensation	—	—	—	—	—	—	—	—	—
Related Benefits	—	—	—	—	—	—	—	—	—
<b>TOTAL PERSONAL SERVICES</b>	<b>—</b>	<b>—</b>	<b>—</b>	<b>—</b>	<b>—</b>	<b>—</b>	<b>—</b>	<b>—</b>	<b>—</b>
Travel	208,200	—	—	208,200	—	—	—	—	—
Operating Services	353,371	—	—	353,371	—	—	—	—	—
Supplies	200	—	—	200	—	—	—	—	—
<b>TOTAL OPERATING EXPENSES</b>	<b>\$561,771</b>	<b>—</b>	<b>—</b>	<b>\$561,771</b>	<b>—</b>	<b>—</b>	<b>—</b>	<b>—</b>	<b>—</b>
<b>PROFESSIONAL SERVICES</b>	<b>\$18,000</b>	<b>—</b>	<b>—</b>	<b>\$18,000</b>	<b>—</b>	<b>—</b>	<b>—</b>	<b>—</b>	<b>—</b>
Other Charges	60,321	—	—	60,321	—	—	—	—	—
Debt Service	—	—	—	—	—	—	—	—	—
Interagency Transfers	63,045	—	—	63,045	—	—	—	—	—
<b>TOTAL OTHER CHARGES</b>	<b>\$123,366</b>	<b>—</b>	<b>—</b>	<b>\$123,366</b>	<b>—</b>	<b>—</b>	<b>—</b>	<b>—</b>	<b>—</b>
Acquisitions	—	—	—	—	—	—	—	—	—
Major Repairs	—	—	—	—	—	—	—	—	—
<b>TOTAL ACQ. &amp; MAJOR REPAIRS</b>	<b>—</b>	<b>—</b>	<b>—</b>	<b>—</b>	<b>—</b>	<b>—</b>	<b>—</b>	<b>—</b>	<b>—</b>
<b>TOTAL EXPENDITURES</b>	<b>\$703,137</b>	<b>—</b>	<b>—</b>	<b>\$703,137</b>	<b>—</b>	<b>—</b>	<b>—</b>	<b>—</b>	<b>—</b>



**Form 23419 — 419200- Drug Enforcement Seized Narcotics SG**

Question	Narrative Response
<b>State the purpose, source and legal citation.</b>	R.S. 40:2616 - Proceeds derived by the Department of Public Safety and Corrections from the sale of all property and all funds seized by the department as involved in the illicit trade in drugs shall be placed in a special fund designated as the Special Asset Forfeiture Fund.
<b>Agency discretion or Federal requirement?</b>	Federal portion regulated by the Federal Requirements for Asset Forfeitures.
<b>Describe any budgetary peculiarities.</b>	State portion must be used on narcotics activities. Neither Federal nor state portion may be used to supplant current funds.
<b>Is the Total Request amount for multiple years?</b>	These are recurring funds.
<b>Additional information or comments.</b>	N/A
<b>Provide the amount of any indirect costs.</b>	There are indirect costs associated with collecting these fees. The amount is indeterminable at this time. All expenditure categories are impacted by this means of financing.
<b>Any indirect costs funded with other MOF?</b>	The Office of State Police, as well as the Criminal Investigations Program, receives 100% of this funding.
<b>Objectives and indicators in the Operational Plan.</b>	A portion of all indicators in Objectives 1.1 and 2.1 in the Operational Plan for the Criminal Investigations Program are associated with this means of finance.
<b>Additional information or comments.</b>	N/A

Form 23420 — 419200-OMV Transfer In SG

Expenditures	Existing Operating Budget as of 10/01/2023			FY2024-2025 Total Request			FY2025-2026 Projected		
	Means of Financing	In-Kind Match	Cash Match	Means of Financing	In-Kind Match	Cash Match	Means of Financing	In-Kind Match	Cash Match
Salaries	1,197,777	—	—	1,197,777	—	—	—	—	—
Other Compensation	470,960	—	—	470,960	—	—	—	—	—
Related Benefits	1,890,138	—	—	1,890,138	—	—	—	—	—
<b>TOTAL PERSONAL SERVICES</b>	<b>\$3,558,875</b>	<b>—</b>	<b>—</b>	<b>\$3,558,875</b>	<b>—</b>	<b>—</b>	<b>—</b>	<b>—</b>	<b>—</b>
Travel	19,300	—	—	19,300	—	—	—	—	—
Operating Services	101,400	—	—	101,400	—	—	—	—	—
Supplies	22,500	—	—	22,500	—	—	—	—	—
<b>TOTAL OPERATING EXPENSES</b>	<b>\$143,200</b>	<b>—</b>	<b>—</b>	<b>\$143,200</b>	<b>—</b>	<b>—</b>	<b>—</b>	<b>—</b>	<b>—</b>
<b>PROFESSIONAL SERVICES</b>	<b>—</b>	<b>—</b>	<b>—</b>	<b>—</b>	<b>—</b>	<b>—</b>	<b>—</b>	<b>—</b>	<b>—</b>
Other Charges	6,900	—	—	6,900	—	—	—	—	—
Debt Service	—	—	—	—	—	—	—	—	—
Interagency Transfers	2,000	—	—	2,000	—	—	—	—	—
<b>TOTAL OTHER CHARGES</b>	<b>\$8,900</b>	<b>—</b>	<b>—</b>	<b>\$8,900</b>	<b>—</b>	<b>—</b>	<b>—</b>	<b>—</b>	<b>—</b>
Acquisitions	—	—	—	—	—	—	—	—	—
Major Repairs	—	—	—	—	—	—	—	—	—
<b>TOTAL ACQ. &amp; MAJOR REPAIRS</b>	<b>—</b>	<b>—</b>	<b>—</b>	<b>—</b>	<b>—</b>	<b>—</b>	<b>—</b>	<b>—</b>	<b>—</b>
<b>TOTAL EXPENDITURES</b>	<b>\$3,710,975</b>	<b>—</b>	<b>—</b>	<b>\$3,710,975</b>	<b>—</b>	<b>—</b>	<b>—</b>	<b>—</b>	<b>—</b>

**Form 23420 — 419200-OMV Transfer In SG**

Question	Narrative Response
<b>State the purpose, source and legal citation.</b>	Transfer in from Office of Motor Vehicles for operating expenses in Criminal Investigations Program.
<b>Agency discretion or Federal requirement?</b>	Agency discretion
<b>Describe any budgetary peculiarities.</b>	N/A
<b>Is the Total Request amount for multiple years?</b>	These are recurring funds.
<b>Additional information or comments.</b>	The Office of State Police receives 62.34% of the total Office of Motor Vehicles Transfer-In collections. Of that, the Criminal Program receives 1.75 %.
<b>Provide the amount of any indirect costs.</b>	N/A
<b>Any indirect costs funded with other MOF?</b>	There are no indirect costs within the Office of State Police associated with this funding.
<b>Objectives and indicators in the Operational Plan.</b>	A portion of all indicators in Objectives 1.1 and 2.1 in the Operational Plan for the Criminal Investigations Program are associated with this means of finance.
<b>Additional information or comments.</b>	N/A

Form 23425 — 419200- Insurance Fraud DFA (I09)

Expenditures	Existing Operating Budget as of 10/01/2023			FY2024-2025 Total Request			FY2025-2026 Projected		
	Means of Financing	In-Kind Match	Cash Match	Means of Financing	In-Kind Match	Cash Match	Means of Financing	In-Kind Match	Cash Match
Salaries	2,680,561	—	—	2,680,561	—	—	—	—	—
Other Compensation	—	—	—	—	—	—	—	—	—
Related Benefits	1,648,953	—	—	1,648,953	—	—	—	—	—
<b>TOTAL PERSONAL SERVICES</b>	<b>\$4,329,514</b>	<b>—</b>	<b>—</b>	<b>\$4,329,514</b>	<b>—</b>	<b>—</b>	<b>—</b>	<b>—</b>	<b>—</b>
Travel	25,000	—	—	25,000	—	—	—	—	—
Operating Services	20,900	—	—	20,900	—	—	—	—	—
Supplies	327,388	—	—	327,388	—	—	—	—	—
<b>TOTAL OPERATING EXPENSES</b>	<b>\$373,288</b>	<b>—</b>	<b>—</b>	<b>\$373,288</b>	<b>—</b>	<b>—</b>	<b>—</b>	<b>—</b>	<b>—</b>
<b>PROFESSIONAL SERVICES</b>	<b>—</b>	<b>—</b>	<b>—</b>	<b>—</b>	<b>—</b>	<b>—</b>	<b>—</b>	<b>—</b>	<b>—</b>
Other Charges	93,000	—	—	93,000	—	—	—	—	—
Debt Service	—	—	—	—	—	—	—	—	—
Interagency Transfers	12,000	—	—	12,000	—	—	—	—	—
<b>TOTAL OTHER CHARGES</b>	<b>\$105,000</b>	<b>—</b>	<b>—</b>	<b>\$105,000</b>	<b>—</b>	<b>—</b>	<b>—</b>	<b>—</b>	<b>—</b>
Acquisitions	—	—	—	—	—	—	—	—	—
Major Repairs	—	—	—	—	—	—	—	—	—
<b>TOTAL ACQ. &amp; MAJOR REPAIRS</b>	<b>—</b>	<b>—</b>	<b>—</b>	<b>—</b>	<b>—</b>	<b>—</b>	<b>—</b>	<b>—</b>	<b>—</b>
<b>TOTAL EXPENDITURES</b>	<b>\$4,807,802</b>	<b>—</b>	<b>—</b>	<b>\$4,807,802</b>	<b>—</b>	<b>—</b>	<b>—</b>	<b>—</b>	<b>—</b>

## Form 23425 — 419200- Insurance Fraud DFA (I09)

Question	Narrative Response
<b>State the purpose, source and legal citation.</b>	Act 1312, House Bill 1868 of the 1999 Regular Legislative Session enacted R.S. 40:1428 which creates the Insurance Fraud Investigation unit within the Department of Public Safety, Public Safety Services, Office of State Police and the Insurance Fraud Investigation Fund. The statute also provides that an additional fee will be assessed on insurance premiums to fund same. NOTE: $\beta$ 1428 as amended by Acts 2021, No. 114, eff. July 1, 2022. $\beta$ 1428. Special assessment; creation of dedicated fund account. 75% of this fund is appropriated to OSP; solely for the Insurance Fraud Unit of the State Police.
<b>Agency discretion or Federal requirement?</b>	Agency discretion.
<b>Describe any budgetary peculiarities.</b>	N/A
<b>Is the Total Request amount for multiple years?</b>	These are recurring funds.
<b>Additional information or comments.</b>	N/A
<b>Provide the amount of any indirect costs.</b>	N/A
<b>Any indirect costs funded with other MOF?</b>	There are no indirect costs within the Office of State Police associated with this funding.
<b>Objectives and indicators in the Operational Plan.</b>	A portion of all indicators in Objectives 1.1 and 2.1 in the Operational Plan for the Criminal Investigations Program are associated with this means of finance.
<b>Additional information or comments.</b>	N/A

Form 23429 — 419200-Insurance Verification DFA (P39)

Expenditures	Existing Operating Budget as of 10/01/2023			FY2024-2025 Total Request			FY2025-2026 Projected		
	Means of Financing	In-Kind Match	Cash Match	Means of Financing	In-Kind Match	Cash Match	Means of Financing	In-Kind Match	Cash Match
Salaries	3,428,775	—	—	3,428,775	—	—	—	—	—
Other Compensation	246,922	—	—	246,922	—	—	—	—	—
Related Benefits	2,711,125	—	—	2,711,125	—	—	—	—	—
<b>TOTAL PERSONAL SERVICES</b>	<b>\$6,386,822</b>	<b>—</b>	<b>—</b>	<b>\$6,386,822</b>	<b>—</b>	<b>—</b>	<b>—</b>	<b>—</b>	<b>—</b>
Travel	—	—	—	—	—	—	—	—	—
Operating Services	—	—	—	—	—	—	—	—	—
Supplies	—	—	—	—	—	—	—	—	—
<b>TOTAL OPERATING EXPENSES</b>	<b>—</b>	<b>—</b>	<b>—</b>	<b>—</b>	<b>—</b>	<b>—</b>	<b>—</b>	<b>—</b>	<b>—</b>
<b>PROFESSIONAL SERVICES</b>	<b>—</b>	<b>—</b>	<b>—</b>	<b>—</b>	<b>—</b>	<b>—</b>	<b>—</b>	<b>—</b>	<b>—</b>
Other Charges	—	—	—	—	—	—	—	—	—
Debt Service	—	—	—	—	—	—	—	—	—
Interagency Transfers	—	—	—	—	—	—	—	—	—
<b>TOTAL OTHER CHARGES</b>	<b>—</b>	<b>—</b>	<b>—</b>	<b>—</b>	<b>—</b>	<b>—</b>	<b>—</b>	<b>—</b>	<b>—</b>
Acquisitions	—	—	—	—	—	—	—	—	—
Major Repairs	—	—	—	—	—	—	—	—	—
<b>TOTAL ACQ. &amp; MAJOR REPAIRS</b>	<b>—</b>	<b>—</b>	<b>—</b>	<b>—</b>	<b>—</b>	<b>—</b>	<b>—</b>	<b>—</b>	<b>—</b>
<b>TOTAL EXPENDITURES</b>	<b>\$6,386,822</b>	<b>—</b>	<b>—</b>	<b>\$6,386,822</b>	<b>—</b>	<b>—</b>	<b>—</b>	<b>—</b>	<b>—</b>

**Form 23429 — 419200-Insurance Verification DFA (P39)**

Question	Narrative Response
<b>State the purpose, source and legal citation.</b>	Act 641 of the 2014 Regular Legislative Session established the Statutory Dedicated Insurance Verification Fund. Funds are derived from penalties for operating a motor vehicle without the required motor vehicle liability security. For Fiscal Year 2015-2016 and each fiscal year thereafter, monies in the fund shall be used as follows: (a) First, to fully fund the annual maintenance of the real-time system to verify motor vehicle insurance authorized by R.S. 32:863.2(F); (b) The next forty-two million dollars per year shall be dedicated to the Department of Public Safety and Corrections, office of state police; (c) The next seven million dollars per year shall be used to fund the housing of parolees who are detained in sheriffs' jails pending their revocation hearing as provided in R.S. 15:824(B)(1)(e)(ii); (d) The next one million dollars per year shall be used to provide additional funding to district attorneys and assistant district attorneys, specifically to fund additional assistant district attorneys beginning in 2015; (e) The remainder of monies in the fund shall be used for public safety and law enforcement purposes.
<b>Agency discretion or Federal requirement?</b>	Agency discretion
<b>Describe any budgetary peculiarities.</b>	N/A
<b>Is the Total Request amount for multiple years?</b>	These are recurring funds.
<b>Additional information or comments.</b>	N/A
<b>Provide the amount of any indirect costs.</b>	There are no indirect costs within the Office of State Police associated with this funding.
<b>Any indirect costs funded with other MOF?</b>	N/A
<b>Objectives and indicators in the Operational Plan.</b>	A portion of all indicators in Objectives 1.1 and 2.1 in the Operational Plan for the Criminal Investigations Program are associated with this means of finance.
<b>Additional information or comments.</b>	N/A

Form 23433 — 419300 - DWI Fund Account P05

Expenditures	Existing Operating Budget as of 10/01/2023			FY2024-2025 Total Request			FY2025-2026 Projected		
	Means of Financing	In-Kind Match	Cash Match	Means of Financing	In-Kind Match	Cash Match	Means of Financing	In-Kind Match	Cash Match
Salaries	315,172	—	—	315,172	—	—	315,172	—	—
Other Compensation	71,322	—	—	71,322	—	—	71,322	—	—
Related Benefits	54,331	—	—	54,331	—	—	54,331	—	—
<b>TOTAL PERSONAL SERVICES</b>	<b>\$440,825</b>	<b>—</b>	<b>—</b>	<b>\$440,825</b>	<b>—</b>	<b>—</b>	<b>\$440,825</b>	<b>—</b>	<b>—</b>
Travel	—	—	—	—	—	—	—	—	—
Operating Services	—	—	—	—	—	—	—	—	—
Supplies	—	—	—	—	—	—	—	—	—
<b>TOTAL OPERATING EXPENSES</b>	<b>—</b>	<b>—</b>	<b>—</b>	<b>—</b>	<b>—</b>	<b>—</b>	<b>—</b>	<b>—</b>	<b>—</b>
<b>PROFESSIONAL SERVICES</b>	<b>—</b>	<b>—</b>	<b>—</b>	<b>—</b>	<b>—</b>	<b>—</b>	<b>—</b>	<b>—</b>	<b>—</b>
Other Charges	—	—	—	—	—	—	—	—	—
Debt Service	—	—	—	—	—	—	—	—	—
Interagency Transfers	—	—	—	—	—	—	—	—	—
<b>TOTAL OTHER CHARGES</b>	<b>—</b>	<b>—</b>	<b>—</b>	<b>—</b>	<b>—</b>	<b>—</b>	<b>—</b>	<b>—</b>	<b>—</b>
Acquisitions	—	—	—	—	—	—	—	—	—
Major Repairs	—	—	—	—	—	—	—	—	—
<b>TOTAL ACQ. &amp; MAJOR REPAIRS</b>	<b>—</b>	<b>—</b>	<b>—</b>	<b>—</b>	<b>—</b>	<b>—</b>	<b>—</b>	<b>—</b>	<b>—</b>
<b>TOTAL EXPENDITURES</b>	<b>\$440,825</b>	<b>—</b>	<b>—</b>	<b>\$440,825</b>	<b>—</b>	<b>—</b>	<b>\$440,825</b>	<b>—</b>	<b>—</b>



Form 23433 — 419300 - DWI Fund Account P05

Question	Narrative Response
<b>State the purpose, source and legal citation.</b>	Applied Technology Maintenance Fund - Code of Criminal Procedure Article 887(C); LRS 40:1379.7 provides that any person convicted of driving while intoxicated who was subjected to a blood, breath or urine analysis for alcohol, marijuana, morphine or cocaine presence shall be assessed an additional \$50/\$75 as special costs. If the Office of State Police performed the analysis, the fee is forwarded to the department and credited to the DWI Testing, Maintenance, and Training Fund. The monies in the account shall be invested by the treasurer in the same manner as monies in the state general fund. All interest earned on monies in the account invested by the treasurer shall be credited to the account. Monies deposited into the account shall be categorized as fees and self-generated revenue.
<b>Agency discretion or Federal requirement?</b>	Agency discretion
<b>Describe any budgetary peculiarities.</b>	N/A
<b>Is the Total Request amount for multiple years?</b>	Yes
<b>Additional information or comments.</b>	N/A
<b>Provide the amount of any indirect costs.</b>	There are no indirect costs within the Office of State Police associated with this funding.
<b>Any indirect costs funded with other MOF?</b>	There are no indirect costs within the Office of State Police associated with this funding.
<b>Objectives and indicators in the Operational Plan.</b>	All objectives and indicators associated with the Lab Services Activity are associated with this means of finance.
<b>Additional information or comments.</b>	The Office of State Police, Operational Support Program receives 100% of this funding.

Form 23434 — 419300 - Concealed Handgun Fund Account P11

Expenditures	Existing Operating Budget as of 10/01/2023			FY2024-2025 Total Request			FY2025-2026 Projected		
	Means of Financing	In-Kind Match	Cash Match	Means of Financing	In-Kind Match	Cash Match	Means of Financing	In-Kind Match	Cash Match
Salaries	1,729,864	—	—	1,729,864	—	—	1,729,864	—	—
Other Compensation	138,780	—	—	138,780	—	—	138,780	—	—
Related Benefits	201,199	—	—	201,199	—	—	201,199	—	—
<b>TOTAL PERSONAL SERVICES</b>	<b>\$2,069,843</b>	<b>—</b>	<b>—</b>	<b>\$2,069,843</b>	<b>—</b>	<b>—</b>	<b>\$2,069,843</b>	<b>—</b>	<b>—</b>
Travel	—	—	—	—	—	—	—	—	—
Operating Services	36,700	—	—	36,700	—	—	36,700	—	—
Supplies	24,000	—	—	24,000	—	—	24,000	—	—
<b>TOTAL OPERATING EXPENSES</b>	<b>\$60,700</b>	<b>—</b>	<b>—</b>	<b>\$60,700</b>	<b>—</b>	<b>—</b>	<b>\$60,700</b>	<b>—</b>	<b>—</b>
<b>PROFESSIONAL SERVICES</b>	<b>—</b>	<b>—</b>	<b>—</b>	<b>—</b>	<b>—</b>	<b>—</b>	<b>—</b>	<b>—</b>	<b>—</b>
Other Charges	1,877,857	—	—	1,877,857	—	—	1,877,857	—	—
Debt Service	—	—	—	—	—	—	—	—	—
Interagency Transfers	391,600	—	—	391,600	—	—	391,600	—	—
<b>TOTAL OTHER CHARGES</b>	<b>\$2,269,457</b>	<b>—</b>	<b>—</b>	<b>\$2,269,457</b>	<b>—</b>	<b>—</b>	<b>\$2,269,457</b>	<b>—</b>	<b>—</b>
Acquisitions	—	—	—	—	—	—	—	—	—
Major Repairs	—	—	—	—	—	—	—	—	—
<b>TOTAL ACQ. &amp; MAJOR REPAIRS</b>	<b>—</b>	<b>—</b>	<b>—</b>	<b>—</b>	<b>—</b>	<b>—</b>	<b>—</b>	<b>—</b>	<b>—</b>
<b>TOTAL EXPENDITURES</b>	<b>\$4,400,000</b>	<b>—</b>	<b>—</b>	<b>\$4,400,000</b>	<b>—</b>	<b>—</b>	<b>\$4,400,000</b>	<b>—</b>	<b>—</b>

**Form 23434 — 419300 - Concealed Handgun Fund Account P11**

Question	Narrative Response
<b>State the purpose, source and legal citation.</b>	R.S. 40:1379.3.1 provides for the Office of State Police to issue concealed handgun permits to qualified and eligible applicants. The statute also allows the collection of fees sufficient to properly investigate and process all applicants. The monies in the account shall be invested by the state treasurer in the same manner as monies in the state general fund and interest earned on the investment of these monies shall be credited to the account after compliance with the requirement of Article VII, Section 9(B) of the Constitution of Louisiana relative to the Bond Security and Redemption Fund. Monies deposited into the account shall be categorized as fees and self-generated revenue.
<b>Agency discretion or Federal requirement?</b>	Agency discretion
<b>Describe any budgetary peculiarities.</b>	N/A
<b>Is the Total Request amount for multiple years?</b>	Yes
<b>Additional information or comments.</b>	N/A
<b>Provide the amount of any indirect costs.</b>	There are indirect costs associated with collecting these fees. The amount is indeterminable at this time. All expenditure categories are impacted by this means of financing.
<b>Any indirect costs funded with other MOF?</b>	There are indirect costs associated with collecting these fees. The amount is indeterminable at this time. All expenditure categories are impacted by this means of financing.
<b>Objectives and indicators in the Operational Plan.</b>	A portion of all objectives and indicators in the Operational Plan are associated with this means of finance.
<b>Additional information or comments.</b>	The Office of State Police, Operational Support Program receives 100% of this funding.

Form 23438 — 419300 - Criminal ID Fund Account P28

Expenditures	Existing Operating Budget as of 10/01/2023			FY2024-2025 Total Request			FY2025-2026 Projected		
	Means of Financing	In-Kind Match	Cash Match	Means of Financing	In-Kind Match	Cash Match	Means of Financing	In-Kind Match	Cash Match
Salaries	2,709,338	—	—	2,709,338	—	—	2,709,338	—	—
Other Compensation	—	—	—	—	—	—	—	—	—
Related Benefits	1,577,512	—	—	1,577,512	—	—	1,577,512	—	—
<b>TOTAL PERSONAL SERVICES</b>	<b>\$4,286,850</b>	<b>—</b>	<b>—</b>	<b>\$4,286,850</b>	<b>—</b>	<b>—</b>	<b>\$4,286,850</b>	<b>—</b>	<b>—</b>
Travel	79,875	—	—	79,875	—	—	79,875	—	—
Operating Services	412,875	—	—	412,875	—	—	412,875	—	—
Supplies	761,775	—	—	761,775	—	—	761,775	—	—
<b>TOTAL OPERATING EXPENSES</b>	<b>\$1,254,525</b>	<b>—</b>	<b>—</b>	<b>\$1,254,525</b>	<b>—</b>	<b>—</b>	<b>\$1,254,525</b>	<b>—</b>	<b>—</b>
<b>PROFESSIONAL SERVICES</b>	<b>\$104,850</b>	<b>—</b>	<b>—</b>	<b>\$104,850</b>	<b>—</b>	<b>—</b>	<b>\$104,850</b>	<b>—</b>	<b>—</b>
Other Charges	756,578	—	—	756,578	—	—	756,578	—	—
Debt Service	—	—	—	—	—	—	—	—	—
Interagency Transfers	97,197	—	—	97,197	—	—	97,197	—	—
<b>TOTAL OTHER CHARGES</b>	<b>\$853,775</b>	<b>—</b>	<b>—</b>	<b>\$853,775</b>	<b>—</b>	<b>—</b>	<b>\$853,775</b>	<b>—</b>	<b>—</b>
Acquisitions	—	—	—	—	—	—	—	—	—
Major Repairs	—	—	—	—	—	—	—	—	—
<b>TOTAL ACQ. &amp; MAJOR REPAIRS</b>	<b>—</b>	<b>—</b>	<b>—</b>	<b>—</b>	<b>—</b>	<b>—</b>	<b>—</b>	<b>—</b>	<b>—</b>
<b>TOTAL EXPENDITURES</b>	<b>\$6,500,000</b>	<b>—</b>	<b>—</b>	<b>\$6,500,000</b>	<b>—</b>	<b>—</b>	<b>\$6,500,000</b>	<b>—</b>	<b>—</b>

Form 23438 — 419300 - Criminal ID Fund Account P28

Question	Narrative Response
<b>State the purpose, source and legal citation.</b>	The bureau may charge a processing fee of twenty-six dollars for information provided to any agency or entity statutorily eligible to receive this information, except another state or local law enforcement agency, pursuant to a request to assist the agency in performing a screening function as part of any regulatory or licensing scheme. Payment of the processing fee shall accompany the request for such information and shall be deposited by the bureau immediately upon receipt into the Criminal Identification and Information Dedicated Fund Account. The bureau may charge a processing fee of ten dollars for fingerprinting of any individual. Payment of the processing fee shall accompany the request for fingerprinting and shall be deposited by the bureau immediately upon receipt into the Criminal Identification and Information Dedicated Fund Account. Monies deposited into the account shall be categorized as fees and self-generated revenue.
<b>Agency discretion or Federal requirement?</b>	Agency discretion.
<b>Describe any budgetary peculiarities.</b>	N/A
<b>Is the Total Request amount for multiple years?</b>	Yes
<b>Additional information or comments.</b>	N/A
<b>Provide the amount of any indirect costs.</b>	There are indirect costs associated with collecting these fees. The amount is indeterminable at this time. All expenditure categories are impacted by this means of financing.
<b>Any indirect costs funded with other MOF?</b>	There are indirect costs associated with collecting these fees. The amount is indeterminable at this time. All expenditure categories are impacted by this means of financing.
<b>Objectives and indicators in the Operational Plan.</b>	Objectives 4 and 5, and their associated indicators in the Operational Plan for the Operational Support Program are indirectly associated with this means of finance.
<b>Additional information or comments.</b>	The Office of State Police, Operational Support Program receives 100% of this funding.

Form 23440 — 419300 - Insurance Fraud Fund Account I09

Expenditures	Existing Operating Budget as of 10/01/2023			FY2024-2025 Total Request			FY2025-2026 Projected		
	Means of Financing	In-Kind Match	Cash Match	Means of Financing	In-Kind Match	Cash Match	Means of Financing	In-Kind Match	Cash Match
Salaries	—	—	—	—	—	—	—	—	—
Other Compensation	—	—	—	—	—	—	—	—	—
Related Benefits	—	—	—	—	—	—	—	—	—
<b>TOTAL PERSONAL SERVICES</b>	—	—	—	—	—	—	—	—	—
Travel	—	—	—	—	—	—	—	—	—
Operating Services	—	—	—	—	—	—	—	—	—
Supplies	379,983	—	—	379,983	—	—	379,983	—	—
<b>TOTAL OPERATING EXPENSES</b>	<b>\$379,983</b>	—	—	<b>\$379,983</b>	—	—	<b>\$379,983</b>	—	—
<b>PROFESSIONAL SERVICES</b>	—	—	—	—	—	—	—	—	—
Other Charges	—	—	—	—	—	—	—	—	—
Debt Service	—	—	—	—	—	—	—	—	—
Interagency Transfers	—	—	—	—	—	—	—	—	—
<b>TOTAL OTHER CHARGES</b>	—	—	—	—	—	—	—	—	—
Acquisitions	—	—	—	—	—	—	—	—	—
Major Repairs	—	—	—	—	—	—	—	—	—
<b>TOTAL ACQ. &amp; MAJOR REPAIRS</b>	—	—	—	—	—	—	—	—	—
<b>TOTAL EXPENDITURES</b>	<b>\$379,983</b>	—	—	<b>\$379,983</b>	—	—	<b>\$379,983</b>	—	—

**Form 23440 — 419300 - Insurance Fraud Fund Account I09**

Question	Narrative Response
<b>State the purpose, source and legal citation.</b>	Act 1312, House Bill 1868 of the 1999 Regular Legislative Session enacted R.S. 40:1428 which creates the Insurance Fraud Investigation unit within the Department of Public Safety, Public Safety Services, Office of State Police and the Insurance Fraud Investigation Fund. The statute also provides that an additional fee will be assessed on insurance premiums to fund same. Monies deposited into the account shall be categorized as fees and self-generated revenue.
<b>Agency discretion or Federal requirement?</b>	Agency discretion.
<b>Describe any budgetary peculiarities.</b>	N/A
<b>Is the Total Request amount for multiple years?</b>	Yes
<b>Additional information or comments.</b>	N/A
<b>Provide the amount of any indirect costs.</b>	There are no indirect costs within the Office of State Police associated with this funding.
<b>Any indirect costs funded with other MOF?</b>	There are no indirect costs within the Office of State Police associated with this funding.
<b>Objectives and indicators in the Operational Plan.</b>	A portion of all objectives and indicators in the Operational Plan are associated with this means of finance.
<b>Additional information or comments.</b>	Deposit all monies received for the purposes of this Part into the Automobile Theft and Insurance Fraud Prevention Authority Fund, provided for in R.S. 22:2134. Establish programs in conjunction with other state agencies, local governing authorities, and law enforcement agencies for motor vehicle theft and insurance fraud prevention, detection and enforcement, which shall include the Attorney General's Criminal Division and Investigation Division.

Form 23442 — 419300 - Insurance Verification Fund Account P39

Expenditures	Existing Operating Budget as of 10/01/2023			FY2024-2025 Total Request			FY2025-2026 Projected		
	Means of Financing	In-Kind Match	Cash Match	Means of Financing	In-Kind Match	Cash Match	Means of Financing	In-Kind Match	Cash Match
Salaries	—	—	—	—	—	—	—	—	—
Other Compensation	—	—	—	—	—	—	—	—	—
Related Benefits	3,410,277	—	—	3,410,277	—	—	3,410,277	—	—
<b>TOTAL PERSONAL SERVICES</b>	<b>\$3,410,277</b>	<b>—</b>	<b>—</b>	<b>\$3,410,277</b>	<b>—</b>	<b>—</b>	<b>\$3,410,277</b>	<b>—</b>	<b>—</b>
Travel	—	—	—	—	—	—	—	—	—
Operating Services	—	—	—	—	—	—	—	—	—
Supplies	—	—	—	—	—	—	—	—	—
<b>TOTAL OPERATING EXPENSES</b>	<b>—</b>	<b>—</b>	<b>—</b>	<b>—</b>	<b>—</b>	<b>—</b>	<b>—</b>	<b>—</b>	<b>—</b>
<b>PROFESSIONAL SERVICES</b>	<b>—</b>	<b>—</b>	<b>—</b>	<b>—</b>	<b>—</b>	<b>—</b>	<b>—</b>	<b>—</b>	<b>—</b>
Other Charges	—	—	—	—	—	—	—	—	—
Debt Service	—	—	—	—	—	—	—	—	—
Interagency Transfers	—	—	—	—	—	—	—	—	—
<b>TOTAL OTHER CHARGES</b>	<b>—</b>	<b>—</b>	<b>—</b>	<b>—</b>	<b>—</b>	<b>—</b>	<b>—</b>	<b>—</b>	<b>—</b>
Acquisitions	—	—	—	—	—	—	—	—	—
Major Repairs	—	—	—	—	—	—	—	—	—
<b>TOTAL ACQ. &amp; MAJOR REPAIRS</b>	<b>—</b>	<b>—</b>	<b>—</b>	<b>—</b>	<b>—</b>	<b>—</b>	<b>—</b>	<b>—</b>	<b>—</b>
<b>TOTAL EXPENDITURES</b>	<b>\$3,410,277</b>	<b>—</b>	<b>—</b>	<b>\$3,410,277</b>	<b>—</b>	<b>—</b>	<b>\$3,410,277</b>	<b>—</b>	<b>—</b>



**Form 23442 — 419300 - Insurance Verification Fund Account P39**

Question	Narrative Response
<b>State the purpose, source and legal citation.</b>	Act 641 of the 2014 Regular Legislative Session established the Statutory Dedicated Insurance Verification Fund. Funds are derived from penalties for operating a motor vehicle without the required motor vehicle liability security. For Fiscal Year 2015-2016 and each fiscal year thereafter, monies in the fund shall be used as follows: (a) First, to fully fund the annual maintenance of the real-time system to verify motor vehicle insurance authorized by R.S. 32:863.2(F); (b) The next forty-two million dollars per year shall be dedicated to the Department of Public Safety and Corrections, office of state police; (c) The next seven million dollars per year shall be used to fund the housing of parolees who are detained in sheriffs' jails pending their revocation hearing as provided in R.S. 15:824(B)(1)(e)(ii); (d) The next one million dollars per year shall be used to provide additional funding to district attorneys and assistant district attorneys, specifically to fund additional assistant district attorneys beginning in 2015; (e) The remainder of monies in the fund shall be used for public safety and law enforcement purposes. Monies deposited into the account shall be categorized as fees and self-generated revenue.
<b>Agency discretion or Federal requirement?</b>	Funds must be used for traffic enforcement.
<b>Describe any budgetary peculiarities.</b>	N/A
<b>Is the Total Request amount for multiple years?</b>	Yes
<b>Additional information or comments.</b>	N/A
<b>Provide the amount of any indirect costs.</b>	There are no indirect costs within the Office of State Police associated with this funding.
<b>Any indirect costs funded with other MOF?</b>	There are no indirect costs within the Office of State Police associated with this funding.
<b>Objectives and indicators in the Operational Plan.</b>	A portion of all objectives and indicators in the Operational Plan are associated with this means of finance.
<b>Additional information or comments.</b>	Insurance Verification Funds shall be used first to fully fund the annual maintenance of the real-time system to verify motor vehicle insurance authorized by R.S. 32:863.2(F). Next, the amount needed to fund the increase in the costs of salaries and related benefits associated with the pay plan adopted by the State Police Commission, not to exceed forty-two million dollars per year, shall be dedicated to the Department of Public Safety and Corrections, Office of State Police. The next one million dollars per year shall be used to provide additional funding to district attorneys and assistant district attorneys, specifically to fund additional assistant district attorneys beginning in 2015. The remainder of monies in the fund shall be used for public safety and law enforcement purposes. Funds from the Insurance Verification System Fund shall not be used to pay any costs associated with the implementation of a system for the issuance of REAL ID compliant drivers' licenses and special identification cards.

Form 23529 — 419300 - Sex Offender

Expenditures	Existing Operating Budget as of 10/01/2023			FY2024-2025 Total Request			FY2025-2026 Projected		
	Means of Financing	In-Kind Match	Cash Match	Means of Financing	In-Kind Match	Cash Match	Means of Financing	In-Kind Match	Cash Match
Salaries	—	—	—	—	—	—	—	—	—
Other Compensation	—	—	—	—	—	—	—	—	—
Related Benefits	—	—	—	—	—	—	—	—	—
<b>TOTAL PERSONAL SERVICES</b>	—	—	—	—	—	—	—	—	—
Travel	—	—	—	—	—	—	—	—	—
Operating Services	—	—	—	—	—	—	—	—	—
Supplies	—	—	—	—	—	—	—	—	—
<b>TOTAL OPERATING EXPENSES</b>	—	—	—	—	—	—	—	—	—
<b>PROFESSIONAL SERVICES</b>	—	—	—	—	—	—	—	—	—
Other Charges	25,000	—	—	25,000	—	—	25,000	—	—
Debt Service	—	—	—	—	—	—	—	—	—
Interagency Transfers	—	—	—	—	—	—	—	—	—
<b>TOTAL OTHER CHARGES</b>	<b>\$25,000</b>	—	—	<b>\$25,000</b>	—	—	<b>\$25,000</b>	—	—
Acquisitions	—	—	—	—	—	—	—	—	—
Major Repairs	—	—	—	—	—	—	—	—	—
<b>TOTAL ACQ. &amp; MAJOR REPAIRS</b>	—	—	—	—	—	—	—	—	—
<b>TOTAL EXPENDITURES</b>	<b>\$25,000</b>	—	—	<b>\$25,000</b>	—	—	<b>\$25,000</b>	—	—

Form 23529 — 419300 - Sex Offender

Question	Narrative Response
<b>State the purpose, source and legal citation.</b>	Act 964, House Bill 363 of the 2001 Regular Session - To facilitate the administration of programs for the registration of sex offenders in compliance with federal and state laws. Proposed law provides that when the court places a defendant on supervised probation, it shall order as a condition of probation the payment of a monthly fee of not less than five dollars. This monthly fee shall be in addition to the fee currently paid by probationers and shall be paid to the Dept of Corrections and deposited into the state treasury. These monies shall be credited to a special fund which is hereby created in the state treasury to be known as the 'Sex Offender Registry Technology Fund'. The monies in this fund shall be appropriated to the Dept of Corrections, shall be administered by the Office of State Police, and shall be used solely for the purpose of facilitating the administration of programs for the registration of sex offenders in compliance with federal and state laws.
<b>Agency discretion or Federal requirement?</b>	Funds are to be used to pay for maintenance on the Sex Offender Registry database.
<b>Describe any budgetary peculiarities.</b>	N/A
<b>Is the Total Request amount for multiple years?</b>	Yes
<b>Additional information or comments.</b>	N/A
<b>Provide the amount of any indirect costs.</b>	There are no indirect costs within the Office of State Police associated with this funding.
<b>Any indirect costs funded with other MOF?</b>	N/A
<b>Objectives and indicators in the Operational Plan.</b>	All indicators related to the Sex Offender Registry are associated with this fee.
<b>Additional information or comments.</b>	N/A

**Form 24165 — 419100-Motorcycle Safety Awareness DFA (P04)**

Expenditures	Existing Operating Budget as of 10/01/2023			FY2024-2025 Total Request			FY2025-2026 Projected		
	Means of Financing	In-Kind Match	Cash Match	Means of Financing	In-Kind Match	Cash Match	Means of Financing	In-Kind Match	Cash Match
Salaries	175,200	—	—	175,200	—	—	—	—	—
Other Compensation	—	—	—	—	—	—	—	—	—
Related Benefits	116,800	—	—	116,800	—	—	—	—	—
<b>TOTAL PERSONAL SERVICES</b>	<b>\$292,000</b>	<b>—</b>	<b>—</b>	<b>\$292,000</b>	<b>—</b>	<b>—</b>	<b>—</b>	<b>—</b>	<b>—</b>
Travel	—	—	—	—	—	—	—	—	—
Operating Services	—	—	—	27,813	—	—	—	—	—
Supplies	—	—	—	—	—	—	—	—	—
<b>TOTAL OPERATING EXPENSES</b>	<b>—</b>	<b>—</b>	<b>—</b>	<b>\$27,813</b>	<b>—</b>	<b>—</b>	<b>—</b>	<b>—</b>	<b>—</b>
<b>PROFESSIONAL SERVICES</b>	<b>—</b>	<b>—</b>	<b>—</b>	<b>—</b>	<b>—</b>	<b>—</b>	<b>—</b>	<b>—</b>	<b>—</b>
Other Charges	—	—	—	—	—	—	—	—	—
Debt Service	—	—	—	—	—	—	—	—	—
Interagency Transfers	—	—	—	—	—	—	—	—	—
<b>TOTAL OTHER CHARGES</b>	<b>—</b>	<b>—</b>	<b>—</b>	<b>—</b>	<b>—</b>	<b>—</b>	<b>—</b>	<b>—</b>	<b>—</b>
Acquisitions	—	—	—	—	—	—	—	—	—
Major Repairs	—	—	—	—	—	—	—	—	—
<b>TOTAL ACQ. &amp; MAJOR REPAIRS</b>	<b>—</b>	<b>—</b>	<b>—</b>	<b>—</b>	<b>—</b>	<b>—</b>	<b>—</b>	<b>—</b>	<b>—</b>
<b>TOTAL EXPENDITURES</b>	<b>\$292,000</b>	<b>—</b>	<b>—</b>	<b>\$319,813</b>	<b>—</b>	<b>—</b>	<b>—</b>	<b>—</b>	<b>—</b>

**Form 24165 — 419100-Motorcycle Safety Awareness DFA (P04)**

Question	Narrative Response
<b>State the purpose, source and legal citation.</b>	2020 Regular Legislative Session enacted R.S. 32:402.3 Funds derived from motorcycle endorsements to a licence provide for the Department of Public Safety to establish and operate a Motorcycle Safety, Awareness, and Operator Training Program, hereinafter referred to as the 'program', on a statewide basis. The program shall consist of motorcycle operator training and campaigns to promote participation, motorcycle safety, and motorcycle awareness.
<b>Agency discretion or Federal requirement?</b>	Agency discretion.
<b>Describe any budgetary peculiarities.</b>	N/A
<b>Is the Total Request amount for multiple years?</b>	N/A
<b>Additional information or comments.</b>	The Office of State Police, as well as the Traffic Enforcement Program, receives 100% of this funding.
<b>Provide the amount of any indirect costs.</b>	N/A
<b>Any indirect costs funded with other MOF?</b>	There are indirect costs associated with collecting these fees. The amount is indeterminable at this time. All expenditure categories are impacted by this means of financing.
<b>Objectives and indicators in the Operational Plan.</b>	While there are no objectives or performance indicators in LSP's Operational Plan regarding the Motorcycle Safety and Awareness Dedicated Fund Account, it is part of the overall mission of Public Safety.
<b>Additional information or comments.</b>	N/A

Form 24177 — 419200-Miscellaneous Income SG

Expenditures	Existing Operating Budget as of 10/01/2023			FY2024-2025 Total Request			FY2025-2026 Projected		
	Means of Financing	In-Kind Match	Cash Match	Means of Financing	In-Kind Match	Cash Match	Means of Financing	In-Kind Match	Cash Match
Salaries	—	—	—	—	—	—	—	—	—
Other Compensation	—	—	—	—	—	—	—	—	—
Related Benefits	—	—	—	—	—	—	—	—	—
<b>TOTAL PERSONAL SERVICES</b>	—	—	—	—	—	—	—	—	—
Travel	—	—	—	—	—	—	—	—	—
Operating Services	—	—	—	—	—	—	—	—	—
Supplies	—	—	—	—	—	—	—	—	—
<b>TOTAL OPERATING EXPENSES</b>	—	—	—	—	—	—	—	—	—
<b>PROFESSIONAL SERVICES</b>	—	—	—	—	—	—	—	—	—
Other Charges	—	—	—	—	—	—	—	—	—
Debt Service	—	—	—	—	—	—	—	—	—
Interagency Transfers	—	—	—	—	—	—	—	—	—
<b>TOTAL OTHER CHARGES</b>	—	—	—	—	—	—	—	—	—
Acquisitions	—	—	—	—	—	—	—	—	—
Major Repairs	—	—	—	—	—	—	—	—	—
<b>TOTAL ACQ. &amp; MAJOR REPAIRS</b>	—	—	—	—	—	—	—	—	—
<b>TOTAL EXPENDITURES</b>	—	—	—	—	—	—	—	—	—

**Form 24177 — 419200-Miscellaneous Income SG**

Question	Narrative Response
State the purpose, source and legal citation.	N/A
Agency discretion or Federal requirement?	N/A
Describe any budgetary peculiarities.	N/A
Is the Total Request amount for multiple years?	N/A
Additional information or comments.	N/A
Provide the amount of any indirect costs.	N/A
Any indirect costs funded with other MOF?	N/A
Objectives and indicators in the Operational Plan.	N/A
Additional information or comments.	N/A

**Form 24243 — 419400 - Insurance Verification**

Expenditures	Existing Operating Budget as of 10/01/2023			FY2024-2025 Total Request			FY2025-2026 Projected		
	Means of Financing	In-Kind Match	Cash Match	Means of Financing	In-Kind Match	Cash Match	Means of Financing	In-Kind Match	Cash Match
Salaries	1,809,144	—	—	1,809,144	—	—	1,809,144	—	—
Other Compensation	65,488	—	—	65,488	—	—	65,488	—	—
Related Benefits	1,477,683	—	—	1,477,683	—	—	1,477,683	—	—
<b>TOTAL PERSONAL SERVICES</b>	<b>\$3,352,315</b>	<b>—</b>	<b>—</b>	<b>\$3,352,315</b>	<b>—</b>	<b>—</b>	<b>\$3,352,315</b>	<b>—</b>	<b>—</b>
Travel	—	—	—	—	—	—	—	—	—
Operating Services	—	—	—	—	—	—	—	—	—
Supplies	—	—	—	—	—	—	—	—	—
<b>TOTAL OPERATING EXPENSES</b>	<b>—</b>	<b>—</b>	<b>—</b>	<b>—</b>	<b>—</b>	<b>—</b>	<b>—</b>	<b>—</b>	<b>—</b>
<b>PROFESSIONAL SERVICES</b>	<b>—</b>	<b>—</b>	<b>—</b>	<b>—</b>	<b>—</b>	<b>—</b>	<b>—</b>	<b>—</b>	<b>—</b>
Other Charges	—	—	—	—	—	—	—	—	—
Debt Service	—	—	—	—	—	—	—	—	—
Interagency Transfers	—	—	—	—	—	—	—	—	—
<b>TOTAL OTHER CHARGES</b>	<b>—</b>	<b>—</b>	<b>—</b>	<b>—</b>	<b>—</b>	<b>—</b>	<b>—</b>	<b>—</b>	<b>—</b>
Acquisitions	—	—	—	—	—	—	—	—	—
Major Repairs	—	—	—	—	—	—	—	—	—
<b>TOTAL ACQ. &amp; MAJOR REPAIRS</b>	<b>—</b>	<b>—</b>	<b>—</b>	<b>—</b>	<b>—</b>	<b>—</b>	<b>—</b>	<b>—</b>	<b>—</b>
<b>TOTAL EXPENDITURES</b>	<b>\$3,352,315</b>	<b>—</b>	<b>—</b>	<b>\$3,352,315</b>	<b>—</b>	<b>—</b>	<b>\$3,352,315</b>	<b>—</b>	<b>—</b>



Form 24243 — 419400 - Insurance Verification

Question	Narrative Response
<b>State the purpose, source and legal citation.</b>	Act 641 of the 2014 Regular Legislative Session established the Statutory Dedicated Insurance Verification Fund. Funds are derived from penalties for operating a motor vehicle without the required motor vehicle liability security. For Fiscal Year 2015-2016 and each fiscal year thereafter, monies in the fund shall be used as follows: (a) First, to fully fund the annual maintenance of the real-time system to verify motor vehicle insurance authorized by R.S. 32:863.2(F); (b) The next forty-two million dollars per year shall be dedicated to the Department of Public Safety and Corrections, office of state police; (c) The next seven million dollars per year shall be used to fund the housing of parolees who are detained in sheriffs' jails pending their revocation hearing as provided in R.S. 15:824(B)(1)(e)(ii); (d) The next one million dollars per year shall be used to provide additional funding to district attorneys and assistant district attorneys, specifically to fund additional assistant district attorneys beginning in 2015; (e) The remainder of monies in the fund shall be used for public safety and law enforcement purposes. Monies deposited into the account shall be categorized as fees and self-generated revenue.
<b>Agency discretion or Federal requirement?</b>	Agency discretion.
<b>Describe any budgetary peculiarities.</b>	N/A
<b>Is the Total Request amount for multiple years?</b>	yes
<b>Additional information or comments.</b>	N/A
<b>Provide the amount of any indirect costs.</b>	There are indirect costs associated with collecting these fees. The amount is indeterminable at this time. All expenditure categories are impacted by this means of financing.
<b>Any indirect costs funded with other MOF?</b>	There are indirect costs associated with collecting these fees. The amount is indeterminable at this time. All expenditure categories are impacted by this means of financing.
<b>Objectives and indicators in the Operational Plan.</b>	All objectives and indicators in the Operations Activity are associated with this means of finance.
<b>Additional information or comments.</b>	Insurance Verification Funds shall be used first to fully fund the annual maintenance of the real-time system to verify motor vehicle insurance authorized by R.S. 32:863.2(F). Next, the amount needed to fund the increase in the costs of salaries and related benefits associated with the pay plan adopted by the State Police Commission, not to exceed forty-two million dollars per year, shall be dedicated to the Department of Public Safety and Corrections, Office of State Police. The next one million dollars per year shall be used to provide additional funding to district attorneys and assistant district attorneys, specifically to fund additional assistant district attorneys beginning in 2015. The remainder of monies in the fund shall be used for public safety and law enforcement purposes. Funds from the Insurance Verification System Fund shall not be used to pay any costs associated with the implementation of a system for the issuance of REAL ID compliant drivers' licenses and special identification cards.

Form 24244 — 419400 - PYA Misc SG

Expenditures	Existing Operating Budget as of 10/01/2023			FY2024-2025 Total Request			FY2025-2026 Projected		
	Means of Financing	In-Kind Match	Cash Match	Means of Financing	In-Kind Match	Cash Match	Means of Financing	In-Kind Match	Cash Match
Salaries	—	—	—	—	—	—	—	—	—
Other Compensation	—	—	—	—	—	—	—	—	—
Related Benefits	—	—	—	—	—	—	—	—	—
<b>TOTAL PERSONAL SERVICES</b>	—	—	—	—	—	—	—	—	—
Travel	—	—	—	—	—	—	—	—	—
Operating Services	—	—	—	—	—	—	—	—	—
Supplies	—	—	—	—	—	—	—	—	—
<b>TOTAL OPERATING EXPENSES</b>	—	—	—	—	—	—	—	—	—
<b>PROFESSIONAL SERVICES</b>	—	—	—	—	—	—	—	—	—
Other Charges	—	—	—	—	—	—	—	—	—
Debt Service	—	—	—	—	—	—	—	—	—
Interagency Transfers	—	—	—	—	—	—	—	—	—
<b>TOTAL OTHER CHARGES</b>	—	—	—	—	—	—	—	—	—
Acquisitions	—	—	—	—	—	—	—	—	—
Major Repairs	—	—	—	—	—	—	—	—	—
<b>TOTAL ACQ. &amp; MAJOR REPAIRS</b>	—	—	—	—	—	—	—	—	—
<b>TOTAL EXPENDITURES</b>	—	—	—	—	—	—	—	—	—

Form 24244 — 419400 - PYA Misc SG

Question	Narrative Response
State the purpose, source and legal citation.	N/A
Agency discretion or Federal requirement?	N/A
Describe any budgetary peculiarities.	N/A
Is the Total Request amount for multiple years?	N/A
Additional information or comments.	N/A
Provide the amount of any indirect costs.	N/A
Any indirect costs funded with other MOF?	N/A
Objectives and indicators in the Operational Plan.	N/A
Additional information or comments.	N/A

Not assigned

Form 24244 — 419400 - PYA Misc SG

Expenditures	Existing Operating Budget as of 10/01/2023			FY2024-2025 Total Request			FY2025-2026 Projected		
	Means of Financing	In-Kind Match	Cash Match	Means of Financing	In-Kind Match	Cash Match	Means of Financing	In-Kind Match	Cash Match
Salaries	—	—	—	—	—	—	—	—	—
Other Compensation	—	—	—	—	—	—	—	—	—
Related Benefits	—	—	—	—	—	—	—	—	—
<b>TOTAL PERSONAL SERVICES</b>	—	—	—	—	—	—	—	—	—
Travel	—	—	—	—	—	—	—	—	—
Operating Services	—	—	—	—	—	—	—	—	—
Supplies	—	—	—	—	—	—	—	—	—
<b>TOTAL OPERATING EXPENSES</b>	—	—	—	—	—	—	—	—	—
<b>PROFESSIONAL SERVICES</b>	—	—	—	—	—	—	—	—	—
Other Charges	—	—	—	—	—	—	—	—	—
Debt Service	—	—	—	—	—	—	—	—	—
Interagency Transfers	—	—	—	—	—	—	—	—	—
<b>TOTAL OTHER CHARGES</b>	—	—	—	—	—	—	—	—	—
Acquisitions	—	—	—	—	—	—	—	—	—
Major Repairs	—	—	—	—	—	—	—	—	—
<b>TOTAL ACQ. &amp; MAJOR REPAIRS</b>	—	—	—	—	—	—	—	—	—
<b>TOTAL EXPENDITURES</b>	—	—	—	—	—	—	—	—	—

Form 24244 — 419400 - PYA Misc SG

Question	Narrative Response
State the purpose, source and legal citation.	N/A
Agency discretion or Federal requirement?	N/A
Describe any budgetary peculiarities.	N/A
Is the Total Request amount for multiple years?	N/A
Additional information or comments.	N/A
Provide the amount of any indirect costs.	N/A
Any indirect costs funded with other MOF?	N/A
Objectives and indicators in the Operational Plan.	N/A
Additional information or comments.	N/A

**EXPENDITURES BY MEANS OF FINANCING**

**Existing Operating Budget**

Expenditures	Used as a Cash Match	Total Means of Financing By Expenditure	Total State General Fund	Interagency Transfers Form ID 23391 IAT GRANTS - TRAFFIC	Interagency Transfers Form ID 23422 MISCELLANEOUS INCOME	Interagency Transfers Form ID 23430 IAT GRANTS
Salaries	—	151,927,484	12,739,637	1,691,126	405,871	100,000
Other Compensation	—	4,870,161	—	233,594	—	—
Related Benefits	—	109,740,186	11,477,607	71,518	444,078	—
<b>TOTAL PERSONAL SERVICES</b>	<b>—</b>	<b>\$266,537,831</b>	<b>\$24,217,244</b>	<b>\$1,996,238</b>	<b>\$849,949</b>	<b>\$100,000</b>
Travel	—	1,700,421	456,585	—	—	—
Operating Services	—	23,038,567	7,600,552	—	—	—
Supplies	—	15,754,111	1,419,650	10,000	—	—
<b>TOTAL OPERATING EXPENSES</b>	<b>—</b>	<b>\$40,493,099</b>	<b>\$9,476,787</b>	<b>\$10,000</b>	<b>—</b>	<b>—</b>
<b>PROFESSIONAL SERVICES</b>	<b>—</b>	<b>\$3,023,293</b>	<b>\$2,386,700</b>	<b>—</b>	<b>—</b>	<b>—</b>
Other Charges	—	42,513,673	1,635,216	201,151	—	1,700,104
Debt Service	—	—	—	—	—	—
Interagency Transfers	—	42,011,235	5,106,428	273,684	—	—
<b>TOTAL OTHER CHARGES</b>	<b>—</b>	<b>\$84,524,908</b>	<b>\$6,741,644</b>	<b>\$474,835</b>	<b>—</b>	<b>\$1,700,104</b>
Acquisitions	—	17,839,189	17,796,319	42,870	—	—
Major Repairs	—	—	—	—	—	—
<b>TOTAL ACQ. &amp; MAJOR REPAIRS</b>	<b>—</b>	<b>\$17,839,189</b>	<b>\$17,796,319</b>	<b>\$42,870</b>	<b>—</b>	<b>—</b>
<b>TOTAL EXPENDITURES</b>	<b>—</b>	<b>\$412,418,320</b>	<b>\$60,618,694</b>	<b>\$2,523,943</b>	<b>\$849,949</b>	<b>\$1,800,104</b>

**Expenditures by Means of Financing**

**Existing Operating Budget**

<b>Expenditures</b>	<b>Interagency Transfers Form ID 23431 MISCELLANEOUS INCOME</b>	<b>Interagency Transfers Form ID 24256 MISCELLANEOUS INCOME</b>	<b>Fees &amp; Self-generated Form ID 23383 OMV TRANSFER-IN</b>	<b>Fees &amp; Self-generated Form ID 23384 MISC COLLECTIONS</b>	<b>Fees &amp; Self-generated Form ID 23386 INDIAN GAMING</b>	<b>Fees &amp; Self-generated Form ID 23387 OMV TRANSFER-IN</b>
Salaries	3,553,501	—	19,485,359	591,277	1,199,318	1,213,474
Other Compensation	153,686	—	994,832	110,178	—	—
Related Benefits	1,550,758	2,925,103	15,227,536	209,243	821,914	2,901,294
<b>TOTAL PERSONAL SERVICES</b>	<b>\$5,257,945</b>	<b>\$2,925,103</b>	<b>\$35,707,727</b>	<b>\$910,698</b>	<b>\$2,021,232</b>	<b>\$4,114,768</b>
Travel	500	—	369,525	—	12,351	114
Operating Services	2,159,509	—	9,375,351	369,800	12,760	501,825
Supplies	1,853,968	—	9,778,777	106,250	38,120	—
<b>TOTAL OPERATING EXPENSES</b>	<b>\$4,013,977</b>	<b>—</b>	<b>\$19,523,653</b>	<b>\$476,050</b>	<b>\$63,231</b>	<b>\$501,939</b>
<b>PROFESSIONAL SERVICES</b>	<b>\$55,000</b>	<b>—</b>	<b>\$124,023</b>	<b>—</b>	<b>—</b>	<b>—</b>
Other Charges	7,575,950	4,572,908	2,153,551	3,000,000	71,900	—
Debt Service	—	—	—	—	—	—
Interagency Transfers	1,164,370	—	29,103,370	1,432,225	28,650	—
<b>TOTAL OTHER CHARGES</b>	<b>\$8,740,320</b>	<b>\$4,572,908</b>	<b>\$31,256,921</b>	<b>\$4,432,225</b>	<b>\$100,550</b>	<b>—</b>
Acquisitions	—	—	—	—	—	—
Major Repairs	—	—	—	—	—	—
<b>TOTAL ACQ. &amp; MAJOR REPAIRS</b>	<b>—</b>	<b>—</b>	<b>—</b>	<b>—</b>	<b>—</b>	<b>—</b>
<b>TOTAL EXPENDITURES</b>	<b>\$18,067,242</b>	<b>\$7,498,011</b>	<b>\$86,612,324</b>	<b>\$5,818,973</b>	<b>\$2,185,013</b>	<b>\$4,616,707</b>

**Expenditures by Means of Financing**

**Existing Operating Budget**

<b>Expenditures</b>	<b>Fees &amp; Self-generated Form ID 23389 OMV TRANSFER-IN</b>	<b>Fees &amp; Self-generated Form ID 23390 MISCELLANEOUS INCOME</b>	<b>Fees &amp; Self-generated Form ID 23393 P12-RIGHT TO KNOW</b>	<b>Fees &amp; Self-generated Form ID 23395 P21-EXPLOSIVES TRUST</b>	<b>Fees &amp; Self-generated Form ID 23397 P34-UCR FUND</b>	<b>Fees &amp; Self-generated Form ID 23398 P07-TOWING/STORAGE</b>
Salaries	16,957,967	13,304,489	15,000	158,265	1,386,504	168,144
Other Compensation	416,282	60,840	—	70,408	—	—
Related Benefits	13,284,835	1,151,074	—	22,509	401,545	131,856
<b>TOTAL PERSONAL SERVICES</b>	<b>\$30,659,084</b>	<b>\$14,516,403</b>	<b>\$15,000</b>	<b>\$251,182</b>	<b>\$1,788,049</b>	<b>\$300,000</b>
Travel	204,900	192,800	—	—	—	—
Operating Services	1,192,380	22,500	8,500	—	—	—
Supplies	794,788	34,000	—	—	—	—
<b>TOTAL OPERATING EXPENSES</b>	<b>\$2,192,068</b>	<b>\$249,300</b>	<b>\$8,500</b>	<b>—</b>	<b>—</b>	<b>—</b>
<b>PROFESSIONAL SERVICES</b>	<b>\$68,350</b>	<b>—</b>	<b>—</b>	<b>—</b>	<b>—</b>	<b>—</b>
Other Charges	1,634,359	180,000	—	—	—	—
Debt Service	—	—	—	—	—	—
Interagency Transfers	2,910,896	—	2,569	—	—	—
<b>TOTAL OTHER CHARGES</b>	<b>\$4,545,255</b>	<b>\$180,000</b>	<b>\$2,569</b>	<b>—</b>	<b>—</b>	<b>—</b>
Acquisitions	—	—	—	—	—	—
Major Repairs	—	—	—	—	—	—
<b>TOTAL ACQ. &amp; MAJOR REPAIRS</b>	<b>—</b>	<b>—</b>	<b>—</b>	<b>—</b>	<b>—</b>	<b>—</b>
<b>TOTAL EXPENDITURES</b>	<b>\$37,464,757</b>	<b>\$14,945,703</b>	<b>\$26,069</b>	<b>\$251,182</b>	<b>\$1,788,049</b>	<b>\$300,000</b>



**Expenditures by Means of Financing**

**Existing Operating Budget**

<b>Expenditures</b>	<b>Fees &amp; Self-generated Form ID 23415 P39-RTIV FUND</b>	<b>Fees &amp; Self-generated Form ID 23419 NCSZ STATE</b>	<b>Fees &amp; Self-generated Form ID 23420 OMV TRANSFER-IN</b>	<b>Fees &amp; Self-generated Form ID 23425 I09-INSURANCE FRAUD</b>	<b>Fees &amp; Self-generated Form ID 23429 P39-RTIV FUND</b>	<b>Fees &amp; Self-generated Form ID 23433 P05-DWI MAINT</b>
Salaries	10,347,856	—	1,197,777	2,680,561	3,428,775	315,172
Other Compensation	—	—	470,960	—	246,922	71,322
Related Benefits	5,836,795	—	1,890,138	1,648,953	2,711,125	54,331
<b>TOTAL PERSONAL SERVICES</b>	<b>\$16,184,651</b>	<b>—</b>	<b>\$3,558,875</b>	<b>\$4,329,514</b>	<b>\$6,386,822</b>	<b>\$440,825</b>
Travel	—	208,200	19,300	25,000	—	—
Operating Services	—	353,371	101,400	20,900	—	—
Supplies	—	200	22,500	327,388	—	—
<b>TOTAL OPERATING EXPENSES</b>	<b>—</b>	<b>\$561,771</b>	<b>\$143,200</b>	<b>\$373,288</b>	<b>—</b>	<b>—</b>
<b>PROFESSIONAL SERVICES</b>	<b>—</b>	<b>\$18,000</b>	<b>—</b>	<b>—</b>	<b>—</b>	<b>—</b>
Other Charges	—	60,321	6,900	93,000	—	—
Debt Service	—	—	—	—	—	—
Interagency Transfers	—	63,045	2,000	12,000	—	—
<b>TOTAL OTHER CHARGES</b>	<b>—</b>	<b>\$123,366</b>	<b>\$8,900</b>	<b>\$105,000</b>	<b>—</b>	<b>—</b>
Acquisitions	—	—	—	—	—	—
Major Repairs	—	—	—	—	—	—
<b>TOTAL ACQ. &amp; MAJOR REPAIRS</b>	<b>—</b>	<b>—</b>	<b>—</b>	<b>—</b>	<b>—</b>	<b>—</b>
<b>TOTAL EXPENDITURES</b>	<b>\$16,184,651</b>	<b>\$703,137</b>	<b>\$3,710,975</b>	<b>\$4,807,802</b>	<b>\$6,386,822</b>	<b>\$440,825</b>

**Expenditures by Means of Financing**

**Existing Operating Budget**

<b>Expenditures</b>	<b>Fees &amp; Self-generated Form ID 23434 P11-CONCEALED HG</b>	<b>Fees &amp; Self-generated Form ID 23438 P28-CRIMINAL ID</b>	<b>Fees &amp; Self-generated Form ID 23440 I09-INSURANCE FRAUD</b>	<b>Fees &amp; Self-generated Form ID 23442 P39-RTIV FUND</b>	<b>Fees &amp; Self-generated Form ID 23529 P25-SEX OFFENDER REGIS</b>	<b>Fees &amp; Self-generated Form ID 24165 P04-MOTORCYCLE</b>
Salaries	1,729,864	2,709,338	—	—	—	175,200
Other Compensation	138,780	—	—	—	—	—
Related Benefits	201,199	1,577,512	—	3,410,277	—	116,800
<b>TOTAL PERSONAL SERVICES</b>	<b>\$2,069,843</b>	<b>\$4,286,850</b>	<b>—</b>	<b>\$3,410,277</b>	<b>—</b>	<b>\$292,000</b>
Travel	—	79,875	—	—	—	—
Operating Services	36,700	412,875	—	—	—	—
Supplies	24,000	761,775	379,983	—	—	—
<b>TOTAL OPERATING EXPENSES</b>	<b>\$60,700</b>	<b>\$1,254,525</b>	<b>\$379,983</b>	<b>—</b>	<b>—</b>	<b>—</b>
<b>PROFESSIONAL SERVICES</b>	<b>—</b>	<b>\$104,850</b>	<b>—</b>	<b>—</b>	<b>—</b>	<b>—</b>
Other Charges	1,877,857	756,578	—	—	25,000	—
Debt Service	—	—	—	—	—	—
Interagency Transfers	391,600	97,197	—	—	—	—
<b>TOTAL OTHER CHARGES</b>	<b>\$2,269,457</b>	<b>\$853,775</b>	<b>—</b>	<b>—</b>	<b>\$25,000</b>	<b>—</b>
Acquisitions	—	—	—	—	—	—
Major Repairs	—	—	—	—	—	—
<b>TOTAL ACQ. &amp; MAJOR REPAIRS</b>	<b>—</b>	<b>—</b>	<b>—</b>	<b>—</b>	<b>—</b>	<b>—</b>
<b>TOTAL EXPENDITURES</b>	<b>\$4,400,000</b>	<b>\$6,500,000</b>	<b>\$379,983</b>	<b>\$3,410,277</b>	<b>\$25,000</b>	<b>\$292,000</b>

**Expenditures by Means of Financing**

**Existing Operating Budget**

<b>Expenditures</b>	<b>Fees &amp; Self-generated Form ID 24243 FEES &amp; SELF GENERATED</b>	<b>Statutory Dedications Form ID 23394 P19-HAZMAT</b>	<b>Statutory Dedications Form ID 23396 E32-TOBACCO TAX</b>	<b>Statutory Dedications Form ID 23399 V01-OIL SPILL CONTINGENC</b>	<b>Statutory Dedications Form ID 23410 P29-LSP SALARY FD</b>	<b>Statutory Dedications Form ID 23412 G04-RIVERBOAT GAMING</b>
Salaries	1,809,144	58,842	—	1,476,306	644,410	26,247,706
Other Compensation	65,488	—	—	51,480	—	725,968
Related Benefits	1,477,683	47,611	561,859	580,284	9,545,623	8,286,141
<b>TOTAL PERSONAL SERVICES</b>	<b>\$3,352,315</b>	<b>\$106,453</b>	<b>\$561,859</b>	<b>\$2,108,070</b>	<b>\$10,190,033</b>	<b>\$35,259,815</b>
Travel	—	—	—	2,000	—	—
Operating Services	—	—	—	—	—	7,000
Supplies	—	—	—	8,000	—	6,000
<b>TOTAL OPERATING EXPENSES</b>	<b>—</b>	<b>—</b>	<b>—</b>	<b>\$10,000</b>	<b>—</b>	<b>\$13,000</b>
<b>PROFESSIONAL SERVICES</b>	<b>—</b>	<b>—</b>	<b>—</b>	<b>—</b>	<b>—</b>	<b>—</b>
Other Charges	—	—	—	5,388,493	—	—
Debt Service	—	—	—	—	—	—
Interagency Transfers	—	—	—	—	—	—
<b>TOTAL OTHER CHARGES</b>	<b>—</b>	<b>—</b>	<b>—</b>	<b>\$5,388,493</b>	<b>—</b>	<b>—</b>
Acquisitions	—	—	—	—	—	—
Major Repairs	—	—	—	—	—	—
<b>TOTAL ACQ. &amp; MAJOR REPAIRS</b>	<b>—</b>	<b>—</b>	<b>—</b>	<b>—</b>	<b>—</b>	<b>—</b>
<b>TOTAL EXPENDITURES</b>	<b>\$3,352,315</b>	<b>\$106,453</b>	<b>\$561,859</b>	<b>\$7,506,563</b>	<b>\$10,190,033</b>	<b>\$35,272,815</b>

**Expenditures by Means of Financing**

**Existing Operating Budget**

<b>Expenditures</b>	<b>Statutory Dedications Form ID 23414 P13-UNDERGROUND DAMAGES</b>	<b>Statutory Dedications Form ID 23416 N10-NATURAL RESOURCES</b>	<b>Statutory Dedications Form ID 23427 P29-LSP SALARY FD</b>	<b>Statutory Dedications Form ID 23428 G04-RIVERBOAT GAMING</b>	<b>Statutory Dedications Form ID 23435 E32-TOBACCO TAX</b>	<b>Statutory Dedications Form ID 23436 G04-RIVERBOAT GAMING</b>
Salaries	15,000	—	8,373,701	1,292,001	—	114,755
Other Compensation	—	—	50,220	73,583	—	—
Related Benefits	—	—	6,089,963	651,811	3,101,127	494,885
<b>TOTAL PERSONAL SERVICES</b>	<b>\$15,000</b>	<b>—</b>	<b>\$14,513,884</b>	<b>\$2,017,395</b>	<b>\$3,101,127</b>	<b>\$609,640</b>
Travel	—	—	—	42,800	—	—
Operating Services	—	—	—	240,600	—	6,364
Supplies	—	—	—	29,700	—	7,400
<b>TOTAL OPERATING EXPENSES</b>	<b>—</b>	<b>—</b>	<b>—</b>	<b>\$313,100</b>	<b>—</b>	<b>\$13,764</b>
<b>PROFESSIONAL SERVICES</b>	<b>—</b>	<b>—</b>	<b>—</b>	<b>\$4,000</b>	<b>—</b>	<b>—</b>
Other Charges	—	2,175,000	—	5,000	—	32,250
Debt Service	—	—	—	—	—	—
Interagency Transfers	—	—	—	85,000	—	—
<b>TOTAL OTHER CHARGES</b>	<b>—</b>	<b>\$2,175,000</b>	<b>—</b>	<b>\$90,000</b>	<b>—</b>	<b>\$32,250</b>
Acquisitions	—	—	—	—	—	—
Major Repairs	—	—	—	—	—	—
<b>TOTAL ACQ. &amp; MAJOR REPAIRS</b>	<b>—</b>	<b>—</b>	<b>—</b>	<b>—</b>	<b>—</b>	<b>—</b>
<b>TOTAL EXPENDITURES</b>	<b>\$15,000</b>	<b>\$2,175,000</b>	<b>\$14,513,884</b>	<b>\$2,424,495</b>	<b>\$3,101,127</b>	<b>\$655,654</b>

**Expenditures by Means of Financing**

**Existing Operating Budget**

<b>Expenditures</b>	<b>Statutory Dedications Form ID 23437 P29-LSP SALARY FD</b>	<b>Statutory Dedications Form ID 23439 G09-PARI-MUTUEL RACING</b>	<b>Statutory Dedications Form ID 23441 P31-DPS OFFICERS FUND</b>	<b>Statutory Dedications Form ID 23443 G03-VIDEO DRAW POKER</b>	<b>Statutory Dedications Form ID 23444 G04-RIVERBOAT GAMING</b>	<b>Statutory Dedications Form ID 23445 G09-PARI-MUTUEL RACING</b>
Salaries	2,386,385	—	249,000	3,076,452	5,470,015	651,717
Other Compensation	—	—	—	25,920	305,754	3,344
Related Benefits	1,552,561	620,277	—	1,806,730	4,166,858	643,195
<b>TOTAL PERSONAL SERVICES</b>	<b>\$3,938,946</b>	<b>\$620,277</b>	<b>\$249,000</b>	<b>\$4,909,102</b>	<b>\$9,942,627</b>	<b>\$1,298,256</b>
Travel	—	—	—	—	37,700	1,271
Operating Services	—	—	—	—	561,050	25,230
Supplies	—	—	—	—	53,462	850
<b>TOTAL OPERATING EXPENSES</b>	<b>—</b>	<b>—</b>	<b>—</b>	<b>—</b>	<b>\$652,212</b>	<b>\$27,351</b>
<b>PROFESSIONAL SERVICES</b>	<b>—</b>	<b>—</b>	<b>—</b>	<b>—</b>	<b>\$262,370</b>	<b>—</b>
Other Charges	—	—	—	—	226,700	—
Debt Service	—	—	—	—	—	—
Interagency Transfers	—	—	—	388,072	421,772	6,200
<b>TOTAL OTHER CHARGES</b>	<b>—</b>	<b>—</b>	<b>—</b>	<b>\$388,072</b>	<b>\$648,472</b>	<b>\$6,200</b>
Acquisitions	—	—	—	—	—	—
Major Repairs	—	—	—	—	—	—
<b>TOTAL ACQ. &amp; MAJOR REPAIRS</b>	<b>—</b>	<b>—</b>	<b>—</b>	<b>—</b>	<b>—</b>	<b>—</b>
<b>TOTAL EXPENDITURES</b>	<b>\$3,938,946</b>	<b>\$620,277</b>	<b>\$249,000</b>	<b>\$5,297,174</b>	<b>\$11,505,681</b>	<b>\$1,331,807</b>

Expenditures by Means of Financing

Existing Operating Budget

Expenditures	Statutory Dedications Form ID 24246 G24-SPORTS WAGERING	Statutory Dedications Form ID 28182 P29-LSP SALARY FD	Federal Funds Form ID 23392 FEDERAL TRAFFIC	Federal Funds Form ID 23423 FEDERAL CRIMINAL	Federal Funds Form ID 23432 FEDERAL OPERATIONAL
Salaries	909,833	906,344	2,303,510	302,888	85,000
Other Compensation	—	—	600,600	—	—
Related Benefits	562,267	250,793	1,224,791	7,727	—
<b>TOTAL PERSONAL SERVICES</b>	<b>\$1,472,100</b>	<b>\$1,157,137</b>	<b>\$4,128,901</b>	<b>\$310,615</b>	<b>\$85,000</b>
Travel	47,500	—	—	—	—
Operating Services	29,900	—	—	—	—
Supplies	97,300	—	—	—	—
<b>TOTAL OPERATING EXPENSES</b>	<b>\$174,700</b>	<b>—</b>	<b>—</b>	<b>—</b>	<b>—</b>
<b>PROFESSIONAL SERVICES</b>	<b>—</b>	<b>—</b>	<b>—</b>	<b>—</b>	<b>—</b>
Other Charges	4,200	—	2,261,659	672,385	6,203,191
Debt Service	—	—	—	—	—
Interagency Transfers	49,000	—	—	473,157	—
<b>TOTAL OTHER CHARGES</b>	<b>\$53,200</b>	<b>—</b>	<b>\$2,261,659</b>	<b>\$1,145,542</b>	<b>\$6,203,191</b>
Acquisitions	—	—	—	—	—
Major Repairs	—	—	—	—	—
<b>TOTAL ACQ. &amp; MAJOR REPAIRS</b>	<b>—</b>	<b>—</b>	<b>—</b>	<b>—</b>	<b>—</b>
<b>TOTAL EXPENDITURES</b>	<b>\$1,700,000</b>	<b>\$1,157,137</b>	<b>\$6,390,560</b>	<b>\$1,456,157</b>	<b>\$6,288,191</b>

Total Request

Expenditures	Used as a Cash Match	Total Means of Financing By Expenditure	Total State General Fund	Interagency Transfers Form ID 23391 IAT GRANTS - TRAFFIC	Interagency Transfers Form ID 23422 MISCELLANEOUS INCOME	Interagency Transfers Form ID 23430 IAT GRANTS
Salaries	—	168,138,549	28,950,702	1,691,126	405,871	100,000
Other Compensation	—	8,014,681	3,144,520	233,594	—	—
Related Benefits	—	116,113,937	17,851,358	71,518	444,078	—
<b>TOTAL PERSONAL SERVICES</b>	<b>—</b>	<b>\$292,267,167</b>	<b>\$49,946,580</b>	<b>\$1,996,238</b>	<b>\$849,949</b>	<b>\$100,000</b>
Travel	—	2,091,387	797,563	—	—	—
Operating Services	—	33,995,509	19,121,359	—	—	—
Supplies	—	16,850,894	3,404,464	10,000	—	—
<b>TOTAL OPERATING EXPENSES</b>	<b>—</b>	<b>\$52,937,790</b>	<b>\$23,323,386</b>	<b>\$10,000</b>	<b>—</b>	<b>—</b>
<b>PROFESSIONAL SERVICES</b>	<b>—</b>	<b>\$859,043</b>	<b>\$222,450</b>	<b>—</b>	<b>—</b>	<b>—</b>
Other Charges	—	46,657,174	2,762,467	201,151	—	1,700,104
Debt Service	—	—	—	—	—	—
Interagency Transfers	—	49,553,832	12,649,025	273,684	—	—
<b>TOTAL OTHER CHARGES</b>	<b>—</b>	<b>\$96,211,006</b>	<b>\$15,411,492</b>	<b>\$474,835</b>	<b>—</b>	<b>\$1,700,104</b>
Acquisitions	—	3,780,827	3,780,827	—	—	—
Major Repairs	—	2,225,985	2,225,985	—	—	—
<b>TOTAL ACQ. &amp; MAJOR REPAIRS</b>	<b>—</b>	<b>\$6,006,812</b>	<b>\$6,006,812</b>	<b>—</b>	<b>—</b>	<b>—</b>
<b>TOTAL EXPENDITURES</b>	<b>—</b>	<b>\$448,281,818</b>	<b>\$94,910,720</b>	<b>\$2,481,073</b>	<b>\$849,949</b>	<b>\$1,800,104</b>

**Expenditures by Means of Financing**

**Total Request**

<b>Expenditures</b>	<b>Interagency Transfers Form ID 23431 MISCELLANEOUS INCOME</b>	<b>Interagency Transfers Form ID 24256 MISCELLANEOUS INCOME</b>	<b>Statutory Dedications Form ID 23394 P19-HAZMAT</b>	<b>Statutory Dedications Form ID 23396 E32-TOBACCO TAX</b>	<b>Statutory Dedications Form ID 23399 V01-OIL SPILL CONTINGENC</b>	<b>Statutory Dedications Form ID 23410 P29-LSP SALARY FD</b>
Salaries	3,553,501	—	58,842	—	1,476,306	644,410
Other Compensation	153,686	—	—	—	51,480	—
Related Benefits	1,550,758	2,925,103	47,611	561,859	580,284	9,545,623
<b>TOTAL PERSONAL SERVICES</b>	<b>\$5,257,945</b>	<b>\$2,925,103</b>	<b>\$106,453</b>	<b>\$561,859</b>	<b>\$2,108,070</b>	<b>\$10,190,033</b>
Travel	50,488	—	—	—	2,000	—
Operating Services	1,597,925	—	—	—	—	—
Supplies	1,489,291	—	—	—	8,000	—
<b>TOTAL OPERATING EXPENSES</b>	<b>\$3,137,704</b>	<b>—</b>	<b>—</b>	<b>—</b>	<b>\$10,000</b>	<b>—</b>
<b>PROFESSIONAL SERVICES</b>	<b>\$55,000</b>	<b>—</b>	<b>—</b>	<b>—</b>	<b>—</b>	<b>—</b>
Other Charges	11,001,648	4,572,908	—	—	5,388,493	—
Debt Service	—	—	—	—	—	—
Interagency Transfers	1,164,370	—	—	—	—	—
<b>TOTAL OTHER CHARGES</b>	<b>\$12,166,018</b>	<b>\$4,572,908</b>	<b>—</b>	<b>—</b>	<b>\$5,388,493</b>	<b>—</b>
Acquisitions	—	—	—	—	—	—
Major Repairs	—	—	—	—	—	—
<b>TOTAL ACQ. &amp; MAJOR REPAIRS</b>	<b>—</b>	<b>—</b>	<b>—</b>	<b>—</b>	<b>—</b>	<b>—</b>
<b>TOTAL EXPENDITURES</b>	<b>\$20,616,667</b>	<b>\$7,498,011</b>	<b>\$106,453</b>	<b>\$561,859</b>	<b>\$7,506,563</b>	<b>\$10,190,033</b>



**Expenditures by Means of Financing**

**Total Request**

<b>Expenditures</b>	<b>Statutory Dedications Form ID 23412 G04-RIVERBOAT GAMING</b>	<b>Statutory Dedications Form ID 23414 P13-UNDERGROUND DAMAGES</b>	<b>Statutory Dedications Form ID 23416 N10-NATURAL RESOURCES</b>	<b>Statutory Dedications Form ID 23427 P29-LSP SALARY FD</b>	<b>Statutory Dedications Form ID 23428 G04-RIVERBOAT GAMING</b>	<b>Statutory Dedications Form ID 23435 E32-TOBACCO TAX</b>
Salaries	26,247,706	15,000	—	8,373,701	1,292,001	—
Other Compensation	725,968	—	—	50,220	73,583	—
Related Benefits	8,286,141	—	—	6,089,963	651,811	3,101,127
<b>TOTAL PERSONAL SERVICES</b>	<b>\$35,259,815</b>	<b>\$15,000</b>	<b>—</b>	<b>\$14,513,884</b>	<b>\$2,017,395</b>	<b>\$3,101,127</b>
Travel	—	—	—	—	42,800	—
Operating Services	7,000	—	—	—	240,600	—
Supplies	6,000	—	—	—	29,700	—
<b>TOTAL OPERATING EXPENSES</b>	<b>\$13,000</b>	<b>—</b>	<b>—</b>	<b>—</b>	<b>\$313,100</b>	<b>—</b>
<b>PROFESSIONAL SERVICES</b>	<b>—</b>	<b>—</b>	<b>—</b>	<b>—</b>	<b>\$4,000</b>	<b>—</b>
Other Charges	—	—	2,175,000	—	5,000	—
Debt Service	—	—	—	—	—	—
Interagency Transfers	—	—	—	—	85,000	—
<b>TOTAL OTHER CHARGES</b>	<b>—</b>	<b>—</b>	<b>\$2,175,000</b>	<b>—</b>	<b>\$90,000</b>	<b>—</b>
Acquisitions	—	—	—	—	—	—
Major Repairs	—	—	—	—	—	—
<b>TOTAL ACQ. &amp; MAJOR REPAIRS</b>	<b>—</b>	<b>—</b>	<b>—</b>	<b>—</b>	<b>—</b>	<b>—</b>
<b>TOTAL EXPENDITURES</b>	<b>\$35,272,815</b>	<b>\$15,000</b>	<b>\$2,175,000</b>	<b>\$14,513,884</b>	<b>\$2,424,495</b>	<b>\$3,101,127</b>

**Expenditures by Means of Financing**

**Total Request**

<b>Expenditures</b>	<b>Statutory Dedications Form ID 23436 G04-RIVERBOAT GAMING</b>	<b>Statutory Dedications Form ID 23437 P29-LSP SALARY FD</b>	<b>Statutory Dedications Form ID 23439 G09-PARI-MUTUEL RACING</b>	<b>Statutory Dedications Form ID 23441 P31-DPS OFFICERS FUND</b>	<b>Statutory Dedications Form ID 23443 G03-VIDEO DRAW POKER</b>	<b>Statutory Dedications Form ID 23444 G04-RIVERBOAT GAMING</b>
Salaries	114,755	2,386,385	—	249,000	3,076,452	5,470,015
Other Compensation	—	—	—	—	25,920	305,754
Related Benefits	494,885	1,552,561	620,277	—	1,806,730	4,166,858
<b>TOTAL PERSONAL SERVICES</b>	<b>\$609,640</b>	<b>\$3,938,946</b>	<b>\$620,277</b>	<b>\$249,000</b>	<b>\$4,909,102</b>	<b>\$9,942,627</b>
Travel	—	—	—	—	—	37,700
Operating Services	6,364	—	—	—	—	561,050
Supplies	7,400	—	—	—	—	53,462
<b>TOTAL OPERATING EXPENSES</b>	<b>\$13,764</b>	<b>—</b>	<b>—</b>	<b>—</b>	<b>—</b>	<b>\$652,212</b>
<b>PROFESSIONAL SERVICES</b>	<b>—</b>	<b>—</b>	<b>—</b>	<b>—</b>	<b>—</b>	<b>\$262,370</b>
Other Charges	32,250	—	—	—	—	226,700
Debt Service	—	—	—	—	—	—
Interagency Transfers	—	—	—	—	388,072	421,772
<b>TOTAL OTHER CHARGES</b>	<b>\$32,250</b>	<b>—</b>	<b>—</b>	<b>—</b>	<b>\$388,072</b>	<b>\$648,472</b>
Acquisitions	—	—	—	—	—	—
Major Repairs	—	—	—	—	—	—
<b>TOTAL ACQ. &amp; MAJOR REPAIRS</b>	<b>—</b>	<b>—</b>	<b>—</b>	<b>—</b>	<b>—</b>	<b>—</b>
<b>TOTAL EXPENDITURES</b>	<b>\$655,654</b>	<b>\$3,938,946</b>	<b>\$620,277</b>	<b>\$249,000</b>	<b>\$5,297,174</b>	<b>\$11,505,681</b>

**Expenditures by Means of Financing**

**Total Request**

<b>Expenditures</b>	<b>Statutory Dedications Form ID 23445 G09-PARI-MUTUEL RACING</b>	<b>Statutory Dedications Form ID 24246 G24-SPORTS WAGERING</b>	<b>Statutory Dedications Form ID 28182 P29-LSP SALARY FD</b>	<b>Federal Funds Form ID 23392 FEDERAL TRAFFIC</b>	<b>Federal Funds Form ID 23423 FEDERAL CRIMINAL</b>	<b>Federal Funds Form ID 23432 FEDERAL OPERATIONAL</b>
Salaries	651,717	909,833	906,344	2,303,510	302,888	85,000
Other Compensation	3,344	—	—	600,600	—	—
Related Benefits	643,195	562,267	250,793	1,224,791	7,727	—
<b>TOTAL PERSONAL SERVICES</b>	<b>\$1,298,256</b>	<b>\$1,472,100</b>	<b>\$1,157,137</b>	<b>\$4,128,901</b>	<b>\$310,615</b>	<b>\$85,000</b>
Travel	1,271	47,500	—	—	—	—
Operating Services	25,230	29,900	—	—	—	—
Supplies	850	97,300	—	—	—	—
<b>TOTAL OPERATING EXPENSES</b>	<b>\$27,351</b>	<b>\$174,700</b>	<b>—</b>	<b>—</b>	<b>—</b>	<b>—</b>
<b>PROFESSIONAL SERVICES</b>	<b>—</b>	<b>—</b>	<b>—</b>	<b>—</b>	<b>—</b>	<b>—</b>
Other Charges	—	4,200	—	2,020,909	672,385	6,203,191
Debt Service	—	—	—	—	—	—
Interagency Transfers	6,200	49,000	—	—	473,157	—
<b>TOTAL OTHER CHARGES</b>	<b>\$6,200</b>	<b>\$53,200</b>	<b>—</b>	<b>\$2,020,909</b>	<b>\$1,145,542</b>	<b>\$6,203,191</b>
Acquisitions	—	—	—	—	—	—
Major Repairs	—	—	—	—	—	—
<b>TOTAL ACQ. &amp; MAJOR REPAIRS</b>	<b>—</b>	<b>—</b>	<b>—</b>	<b>—</b>	<b>—</b>	<b>—</b>
<b>TOTAL EXPENDITURES</b>	<b>\$1,331,807</b>	<b>\$1,700,000</b>	<b>\$1,157,137</b>	<b>\$6,149,810</b>	<b>\$1,456,157</b>	<b>\$6,288,191</b>

**Expenditures by Means of Financing**

**Total Request**

<b>Expenditures</b>	<b>Fees &amp; Self-generated Form ID 23383 OMV TRANSFER-IN</b>	<b>Fees &amp; Self-generated Form ID 23384 MISC COLLECTIONS</b>	<b>Fees &amp; Self-generated Form ID 23386 INDIAN GAMING</b>	<b>Fees &amp; Self-generated Form ID 23387 OMV TRANSFER-IN</b>	<b>Fees &amp; Self-generated Form ID 23389 OMV TRANSFER-IN</b>	<b>Fees &amp; Self-generated Form ID 23390 MISCELLANEOUS INCOME</b>
Salaries	19,485,359	591,277	1,199,318	1,213,474	16,957,967	13,304,489
Other Compensation	994,832	110,178	—	—	416,282	60,840
Related Benefits	15,227,536	209,243	821,914	2,901,294	13,284,835	1,151,074
<b>TOTAL PERSONAL SERVICES</b>	<b>\$35,707,727</b>	<b>\$910,698</b>	<b>\$2,021,232</b>	<b>\$4,114,768</b>	<b>\$30,659,084</b>	<b>\$14,516,403</b>
Travel	369,525	—	12,351	114	204,900	192,800
Operating Services	9,345,257	369,800	12,760	501,825	1,192,380	22,500
Supplies	9,388,489	9,000	38,120	—	758,972	34,000
<b>TOTAL OPERATING EXPENSES</b>	<b>\$19,103,271</b>	<b>\$378,800</b>	<b>\$63,231</b>	<b>\$501,939</b>	<b>\$2,156,252</b>	<b>\$249,300</b>
<b>PROFESSIONAL SERVICES</b>	<b>\$124,023</b>	<b>—</b>	<b>—</b>	<b>—</b>	<b>\$68,350</b>	<b>—</b>
Other Charges	2,035,573	3,000,000	71,900	—	1,583,639	180,000
Debt Service	—	—	—	—	—	—
Interagency Transfers	29,103,370	1,432,225	28,650	—	2,910,896	—
<b>TOTAL OTHER CHARGES</b>	<b>\$31,138,943</b>	<b>\$4,432,225</b>	<b>\$100,550</b>	<b>—</b>	<b>\$4,494,535</b>	<b>\$180,000</b>
Acquisitions	—	—	—	—	—	—
Major Repairs	—	—	—	—	—	—
<b>TOTAL ACQ. &amp; MAJOR REPAIRS</b>	<b>—</b>	<b>—</b>	<b>—</b>	<b>—</b>	<b>—</b>	<b>—</b>
<b>TOTAL EXPENDITURES</b>	<b>\$86,073,964</b>	<b>\$5,721,723</b>	<b>\$2,185,013</b>	<b>\$4,616,707</b>	<b>\$37,378,221</b>	<b>\$14,945,703</b>

**Expenditures by Means of Financing**

**Total Request**

<b>Expenditures</b>	<b>Fees &amp; Self-generated Form ID 23393 P12-RIGHT TO KNOW</b>	<b>Fees &amp; Self-generated Form ID 23395 P21-EXPLOSIVES TRUST</b>	<b>Fees &amp; Self-generated Form ID 23397 P34-UCR FUND</b>	<b>Fees &amp; Self-generated Form ID 23398 P07-TOWING/STORAGE</b>	<b>Fees &amp; Self-generated Form ID 23415 P39-RTIV FUND</b>	<b>Fees &amp; Self-generated Form ID 23419 NCSZ STATE</b>
Salaries	15,000	158,265	1,386,504	168,144	10,347,856	—
Other Compensation	—	70,408	—	—	—	—
Related Benefits	—	22,509	401,545	131,856	5,836,795	—
<b>TOTAL PERSONAL SERVICES</b>	<b>\$15,000</b>	<b>\$251,182</b>	<b>\$1,788,049</b>	<b>\$300,000</b>	<b>\$16,184,651</b>	<b>—</b>
Travel	—	—	—	—	—	208,200
Operating Services	8,500	—	—	—	—	353,371
Supplies	—	—	—	—	—	200
<b>TOTAL OPERATING EXPENSES</b>	<b>\$8,500</b>	<b>—</b>	<b>—</b>	<b>—</b>	<b>—</b>	<b>\$561,771</b>
<b>PROFESSIONAL SERVICES</b>	<b>—</b>	<b>—</b>	<b>—</b>	<b>—</b>	<b>—</b>	<b>\$18,000</b>
Other Charges	—	—	—	—	—	60,321
Debt Service	—	—	—	—	—	—
Interagency Transfers	2,569	—	—	—	—	63,045
<b>TOTAL OTHER CHARGES</b>	<b>\$2,569</b>	<b>—</b>	<b>—</b>	<b>—</b>	<b>—</b>	<b>\$123,366</b>
Acquisitions	—	—	—	—	—	—
Major Repairs	—	—	—	—	—	—
<b>TOTAL ACQ. &amp; MAJOR REPAIRS</b>	<b>—</b>	<b>—</b>	<b>—</b>	<b>—</b>	<b>—</b>	<b>—</b>
<b>TOTAL EXPENDITURES</b>	<b>\$26,069</b>	<b>\$251,182</b>	<b>\$1,788,049</b>	<b>\$300,000</b>	<b>\$16,184,651</b>	<b>\$703,137</b>

**Expenditures by Means of Financing**

**Total Request**

<b>Expenditures</b>	<b>Fees &amp; Self-generated Form ID 23420 OMV TRANSFER-IN</b>	<b>Fees &amp; Self-generated Form ID 23425 I09-INSURANCE FRAUD</b>	<b>Fees &amp; Self-generated Form ID 23429 P39-RTIV FUND</b>	<b>Fees &amp; Self-generated Form ID 23433 P05-DWI MAINT</b>	<b>Fees &amp; Self-generated Form ID 23434 P11-CONCEALED HG</b>	<b>Fees &amp; Self-generated Form ID 23438 P28-CRIMINAL ID</b>
Salaries	1,197,777	2,680,561	3,428,775	315,172	1,729,864	2,709,338
Other Compensation	470,960	—	246,922	71,322	138,780	—
Related Benefits	1,890,138	1,648,953	2,711,125	54,331	201,199	1,577,512
<b>TOTAL PERSONAL SERVICES</b>	<b>\$3,558,875</b>	<b>\$4,329,514</b>	<b>\$6,386,822</b>	<b>\$440,825</b>	<b>\$2,069,843</b>	<b>\$4,286,850</b>
Travel	19,300	25,000	—	—	—	79,875
Operating Services	101,400	20,900	—	—	36,700	412,875
Supplies	22,500	327,388	—	—	24,000	761,775
<b>TOTAL OPERATING EXPENSES</b>	<b>\$143,200</b>	<b>\$373,288</b>	<b>—</b>	<b>—</b>	<b>\$60,700</b>	<b>\$1,254,525</b>
<b>PROFESSIONAL SERVICES</b>	<b>—</b>	<b>—</b>	<b>—</b>	<b>—</b>	<b>—</b>	<b>\$104,850</b>
Other Charges	6,900	93,000	—	—	1,877,857	756,578
Debt Service	—	—	—	—	—	—
Interagency Transfers	2,000	12,000	—	—	391,600	97,197
<b>TOTAL OTHER CHARGES</b>	<b>\$8,900</b>	<b>\$105,000</b>	<b>—</b>	<b>—</b>	<b>\$2,269,457</b>	<b>\$853,775</b>
Acquisitions	—	—	—	—	—	—
Major Repairs	—	—	—	—	—	—
<b>TOTAL ACQ. &amp; MAJOR REPAIRS</b>	<b>—</b>	<b>—</b>	<b>—</b>	<b>—</b>	<b>—</b>	<b>—</b>
<b>TOTAL EXPENDITURES</b>	<b>\$3,710,975</b>	<b>\$4,807,802</b>	<b>\$6,386,822</b>	<b>\$440,825</b>	<b>\$4,400,000</b>	<b>\$6,500,000</b>

**Expenditures by Means of Financing**

**Total Request**

<b>Expenditures</b>	<b>Fees &amp; Self-generated Form ID 23440 I09-INSURANCE FRAUD</b>	<b>Fees &amp; Self-generated Form ID 23442 P39-RTIV FUND</b>	<b>Fees &amp; Self-generated Form ID 23529 P25-SEX OFFENDER REGIS</b>	<b>Fees &amp; Self-generated Form ID 24165 P04-MOTORCYCLE</b>	<b>Fees &amp; Self-generated Form ID 24243 FEES &amp; SELF GENERATED</b>
Salaries	—	—	—	175,200	1,809,144
Other Compensation	—	—	—	—	65,488
Related Benefits	—	3,410,277	—	116,800	1,477,683
<b>TOTAL PERSONAL SERVICES</b>	<b>—</b>	<b>\$3,410,277</b>	<b>—</b>	<b>\$292,000</b>	<b>\$3,352,315</b>
Travel	—	—	—	—	—
Operating Services	—	—	—	27,813	—
Supplies	379,983	—	—	—	—
<b>TOTAL OPERATING EXPENSES</b>	<b>\$379,983</b>	<b>—</b>	<b>—</b>	<b>\$27,813</b>	<b>—</b>
<b>PROFESSIONAL SERVICES</b>	<b>—</b>	<b>—</b>	<b>—</b>	<b>—</b>	<b>—</b>
Other Charges	—	—	25,000	—	—
Debt Service	—	—	—	—	—
Interagency Transfers	—	—	—	—	—
<b>TOTAL OTHER CHARGES</b>	<b>—</b>	<b>—</b>	<b>\$25,000</b>	<b>—</b>	<b>—</b>
Acquisitions	—	—	—	—	—
Major Repairs	—	—	—	—	—
<b>TOTAL ACQ. &amp; MAJOR REPAIRS</b>	<b>—</b>	<b>—</b>	<b>—</b>	<b>—</b>	<b>—</b>
<b>TOTAL EXPENDITURES</b>	<b>\$379,983</b>	<b>\$3,410,277</b>	<b>\$25,000</b>	<b>\$319,813</b>	<b>\$3,352,315</b>

**REVENUE COLLECTIONS/INCOME**

**Interagency Transfers**

**003 - Interagency Transfers**

Source	Commitment Item	Commitment Item Name	FY2022-2023 Actuals	FY-2024 Estimate	FY2024-2025 Projected	Over/Under Current Year Estimate
<b>SOURCE</b>						
IAT GRANTS - CRIMINAL	4710059	MR-FROM STATE AGENCY	771,964	849,949	849,949	—
IAT GRANTS - OPERATIONAL	4710059	MR-FROM STATE AGENCY	15,423,672	19,867,346	22,416,771	2,549,425
IAT GRANTS - TRAFFIC	4710059	MR-FROM STATE AGENCY	10,876,536	10,021,954	9,979,084	(42,870)
<b>Total Collections/Income</b>			<b>\$27,072,172</b>	<b>\$30,739,249</b>	<b>\$33,245,804</b>	<b>\$2,506,555</b>
<b>TYPE</b>						
Expenditures Source of Funding Form (BR-6)			27,107,548	30,739,249	33,245,804	2,506,555
Carryover			12,000	—	—	—
Transfer			(47,376)	—	—	—
<b>Total Expenditures, Transfers and Carry Forwards to Next FY</b>			<b>\$27,072,172</b>	<b>\$30,739,249</b>	<b>\$33,245,804</b>	<b>\$2,506,555</b>
<b>Difference in Total Collections/Income and Total Expenditures, Transfers and Carry Forwards to Next FY</b>			<b>—</b>	<b>—</b>	<b>—</b>	<b>—</b>



**Fees & Self-generated**

**002 - Fees & Self-generated**

Source	Commitment Item	Commitment Item Name	FY2022-2023 Actuals	FY-2024 Estimate	FY2024-2025 Projected	Over/Under Current Year Estimate
<b>SOURCE</b>						
INDIAN GAMING	4000000	TOTAL REVENUES	2,267,312	2,185,013	2,185,013	—
MISC COLLECTIONS	4000000	TOTAL REVENUES	18,068,429	15,977,246	15,879,996	(97,250)
NCSZ STATE	4000000	TOTAL REVENUES	3,267,806	2,000,000	2,000,000	—
OMV TRANSFER-IN	4000000	TOTAL REVENUES	129,994,539	135,895,330	135,270,434	(624,896)
<b>Total Collections/Income</b>			<b>\$153,598,086</b>	<b>\$156,057,589</b>	<b>\$155,335,443</b>	<b>\$(722,146)</b>
<b>TYPE</b>						
Expenditures Source of Funding Form (BR-6)			150,928,353	156,057,589	155,335,443	(722,146)
Carryforward			133,872	—	—	—
Carryover			2,535,861	—	—	—
<b>Total Expenditures, Transfers and Carry Forwards to Next FY</b>			<b>\$153,598,086</b>	<b>\$156,057,589</b>	<b>\$155,335,443</b>	<b>\$(722,146)</b>
<b>Difference in Total Collections/Income and Total Expenditures, Transfers and Carry Forwards to Next FY</b>			<b>—</b>	<b>—</b>	<b>—</b>	<b>—</b>

**I09 - Insurance Fraud Investigation Fund**

Source	Commitment Item	Commitment Item Name	FY2022-2023 Actuals	FY-2024 Estimate	FY2024-2025 Projected	Over/Under Current Year Estimate
<b>SOURCE</b>						
I09-INSURANCE FRAUD	4710041	MR-LOCAL/OTHER	4,105,183	5,187,785	5,187,785	—
<b>Total Collections/Income</b>			<b>\$4,105,183</b>	<b>\$5,187,785</b>	<b>\$5,187,785</b>	<b>—</b>
<b>TYPE</b>						
Expenditures Source of Funding Form (BR-6)			4,105,183	5,187,785	5,187,785	—
<b>Total Expenditures, Transfers and Carry Forwards to Next FY</b>			<b>\$4,105,183</b>	<b>\$5,187,785</b>	<b>\$5,187,785</b>	<b>—</b>
<b>Difference in Total Collections/Income and Total Expenditures, Transfers and Carry Forwards to Next FY</b>			<b>—</b>	<b>—</b>	<b>—</b>	<b>—</b>

**P04 - Motorcycle Safety & Operator Train. Prog**

Source	Commitment Item	Commitment Item Name	FY2022-2023 Actuals	FY-2024 Estimate	FY2024-2025 Projected	Over/Under Current Year Estimate
<b>SOURCE</b>						
P04-MOTORCYCLE	4710041	MR-LOCAL/OTHER	267,602	292,000	319,813	27,813
<b>Total Collections/Income</b>			<b>\$267,602</b>	<b>\$292,000</b>	<b>\$319,813</b>	<b>\$27,813</b>
<b>TYPE</b>						
Expenditures Source of Funding Form (BR-6)			267,602	292,000	319,813	27,813
<b>Total Expenditures, Transfers and Carry Forwards to Next FY</b>			<b>\$267,602</b>	<b>\$292,000</b>	<b>\$319,813</b>	<b>\$27,813</b>
Difference in Total Collections/Income and Total Expenditures, Transfers and Carry Forwards to Next FY			—	—	—	—

**P05 - Public Safety DWI Testing**

Source	Commitment Item	Commitment Item Name	FY2022-2023 Actuals	FY-2024 Estimate	FY2024-2025 Projected	Over/Under Current Year Estimate
<b>SOURCE</b>						
P05-DWI MAINT	4710041	MR-LOCAL/OTHER	440,706	440,825	440,825	—
<b>Total Collections/Income</b>			<b>\$440,706</b>	<b>\$440,825</b>	<b>\$440,825</b>	<b>—</b>
<b>TYPE</b>						
Expenditures Source of Funding Form (BR-6)			440,706	440,825	440,825	—
<b>Total Expenditures, Transfers and Carry Forwards to Next FY</b>			<b>\$440,706</b>	<b>\$440,825</b>	<b>\$440,825</b>	<b>—</b>
Difference in Total Collections/Income and Total Expenditures, Transfers and Carry Forwards to Next FY			—	—	—	—

**P07 - Louisiana Towing and Storage Fund**

Source	Commitment Item	Commitment Item Name	FY2022-2023 Actuals	FY-2024 Estimate	FY2024-2025 Projected	Over/Under Current Year Estimate
<b>SOURCE</b>						
P07-TOWING/STORAGE	4710041	MR-LOCAL/OTHER	277,385	300,000	300,000	—
<b>Total Collections/Income</b>			<b>\$277,385</b>	<b>\$300,000</b>	<b>\$300,000</b>	<b>—</b>
<b>TYPE</b>						
Expenditures Source of Funding Form (BR-6)			277,385	300,000	300,000	—
<b>Total Expenditures, Transfers and Carry Forwards to Next FY</b>			<b>\$277,385</b>	<b>\$300,000</b>	<b>\$300,000</b>	<b>—</b>
Difference in Total Collections/Income and Total Expenditures, Transfers and Carry Forwards to Next FY			—	—	—	—

**P11 - Concealed Handgun Permit Fund**

Source	Commitment Item	Commitment Item Name	FY2022-2023 Actuals	FY-2024 Estimate	FY2024-2025 Projected	Over/Under Current Year Estimate
<b>SOURCE</b>						
P11-CONCEALED HG	4710041	MR-LOCAL/OTHER	2,990,351	4,400,000	4,400,000	—
<b>Total Collections/Income</b>			<b>\$2,990,351</b>	<b>\$4,400,000</b>	<b>\$4,400,000</b>	<b>—</b>
<b>TYPE</b>						
Expenditures Source of Funding Form (BR-6)			2,990,351	4,400,000	4,400,000	—
<b>Total Expenditures, Transfers and Carry Forwards to Next FY</b>			<b>\$2,990,351</b>	<b>\$4,400,000</b>	<b>\$4,400,000</b>	<b>—</b>
Difference in Total Collections/Income and Total Expenditures, Transfers and Carry Forwards to Next FY			—	—	—	—

**P12 - Right to Know Fund**

Source	Commitment Item	Commitment Item Name	FY2022-2023 Actuals	FY-2024 Estimate	FY2024-2025 Projected	Over/Under Current Year Estimate
<b>SOURCE</b>						
P12-RIGHT TO KNOW	4710041	MR-LOCAL/OTHER	26,069	26,069	26,069	—
<b>Total Collections/Income</b>			<b>\$26,069</b>	<b>\$26,069</b>	<b>\$26,069</b>	—
<b>TYPE</b>						
Expenditures Source of Funding Form (BR-6)			26,069	26,069	26,069	—
<b>Total Expenditures, Transfers and Carry Forwards to Next FY</b>			<b>\$26,069</b>	<b>\$26,069</b>	<b>\$26,069</b>	—
<b>Difference in Total Collections/Income and Total Expenditures, Transfers and Carry Forwards to Next FY</b>			—	—	—	—

**P21 - Explosives Trust Fund**

Source	Commitment Item	Commitment Item Name	FY2022-2023 Actuals	FY-2024 Estimate	FY2024-2025 Projected	Over/Under Current Year Estimate
<b>SOURCE</b>						
P21-EXPLOSIVES TRUST	4710041	MR-LOCAL/OTHER	168,375	251,182	251,182	—
<b>Total Collections/Income</b>			<b>\$168,375</b>	<b>\$251,182</b>	<b>\$251,182</b>	—
<b>TYPE</b>						
Expenditures Source of Funding Form (BR-6)			168,375	251,182	251,182	—
<b>Total Expenditures, Transfers and Carry Forwards to Next FY</b>			<b>\$168,375</b>	<b>\$251,182</b>	<b>\$251,182</b>	—
<b>Difference in Total Collections/Income and Total Expenditures, Transfers and Carry Forwards to Next FY</b>			—	—	—	—

**P25 - Sex Offender Registry Technology Fund**

Source	Commitment Item	Commitment Item Name	FY2022-2023 Actuals	FY-2024 Estimate	FY2024-2025 Projected	Over/Under Current Year Estimate
<b>SOURCE</b>						
P25-SEX OFFENDER REGIS	4710041	MR-LOCAL/OTHER	25,000	25,000	25,000	—
<b>Total Collections/Income</b>			<b>\$25,000</b>	<b>\$25,000</b>	<b>\$25,000</b>	<b>—</b>
<b>TYPE</b>						
Expenditures Source of Funding Form (BR-6)			25,000	25,000	25,000	—
<b>Total Expenditures, Transfers and Carry Forwards to Next FY</b>			<b>\$25,000</b>	<b>\$25,000</b>	<b>\$25,000</b>	<b>—</b>
Difference in Total Collections/Income and Total Expenditures, Transfers and Carry Forwards to Next FY			—	—	—	—

**P28 - Criminal Identification and Information**

Source	Commitment Item	Commitment Item Name	FY2022-2023 Actuals	FY-2024 Estimate	FY2024-2025 Projected	Over/Under Current Year Estimate
<b>SOURCE</b>						
P28-CRIMINAL ID	4710041	MR-LOCAL/OTHER	6,500,000	6,500,000	6,500,000	—
<b>Total Collections/Income</b>			<b>\$6,500,000</b>	<b>\$6,500,000</b>	<b>\$6,500,000</b>	<b>—</b>
<b>TYPE</b>						
Expenditures Source of Funding Form (BR-6)			6,500,000	6,500,000	6,500,000	—
<b>Total Expenditures, Transfers and Carry Forwards to Next FY</b>			<b>\$6,500,000</b>	<b>\$6,500,000</b>	<b>\$6,500,000</b>	<b>—</b>
Difference in Total Collections/Income and Total Expenditures, Transfers and Carry Forwards to Next FY			—	—	—	—

**P34 - Unified Carrier Registration Agreement**

Source	Commitment Item	Commitment Item Name	FY2022-2023 Actuals	FY-2024 Estimate	FY2024-2025 Projected	Over/Under Current Year Estimate
<b>SOURCE</b>						
P34-UCR FUND	4710041	MR-LOCAL/OTHER	1,788,049	1,788,049	1,788,049	—
<b>Total Collections/Income</b>			<b>\$1,788,049</b>	<b>\$1,788,049</b>	<b>\$1,788,049</b>	—
<b>TYPE</b>						
Expenditures Source of Funding Form (BR-6)			1,788,049	1,788,049	1,788,049	—
<b>Total Expenditures, Transfers and Carry Forwards to Next FY</b>			<b>\$1,788,049</b>	<b>\$1,788,049</b>	<b>\$1,788,049</b>	—
Difference in Total Collections/Income and Total Expenditures, Transfers and Carry Forwards to Next FY			—	—	—	—

**P39 - Insurance Verification System Fund**

Source	Commitment Item	Commitment Item Name	FY2022-2023 Actuals	FY-2024 Estimate	FY2024-2025 Projected	Over/Under Current Year Estimate
<b>SOURCE</b>						
P39-RTIV FUND	4710041	MR-LOCAL/OTHER	29,334,065	29,334,065	29,334,065	—
<b>Total Collections/Income</b>			<b>\$29,334,065</b>	<b>\$29,334,065</b>	<b>\$29,334,065</b>	—
<b>TYPE</b>						
Expenditures Source of Funding Form (BR-6)			29,334,065	29,334,065	29,334,065	—
<b>Total Expenditures, Transfers and Carry Forwards to Next FY</b>			<b>\$29,334,065</b>	<b>\$29,334,065</b>	<b>\$29,334,065</b>	—
Difference in Total Collections/Income and Total Expenditures, Transfers and Carry Forwards to Next FY			—	—	—	—

**Statutory Dedications**

**E32 - Tobacco Tax Health Care Fund**

Source	Commitment Item	Commitment Item Name	FY2022-2023 Actuals	FY-2024 Estimate	FY2024-2025 Projected	Over/Under Current Year Estimate
<b>SOURCE</b>						
E32-TOBACCO TAX	4830014	INTRAFUND TRANSFER	3,643,512	3,662,986	3,662,986	—
<b>Total Collections/Income</b>			<b>\$3,643,512</b>	<b>\$3,662,986</b>	<b>\$3,662,986</b>	<b>—</b>
<b>TYPE</b>						
Expenditures Source of Funding Form (BR-6)			3,643,512	3,662,986	3,662,986	—
<b>Total Expenditures, Transfers and Carry Forwards to Next FY</b>			<b>\$3,643,512</b>	<b>\$3,662,986</b>	<b>\$3,662,986</b>	<b>—</b>
<b>Difference in Total Collections/Income and Total Expenditures, Transfers and Carry Forwards to Next FY</b>			<b>—</b>	<b>—</b>	<b>—</b>	<b>—</b>

**G03 - Video Draw Poker Device Fund**

Source	Commitment Item	Commitment Item Name	FY2022-2023 Actuals	FY-2024 Estimate	FY2024-2025 Projected	Over/Under Current Year Estimate
<b>SOURCE</b>						
G03-VIDEO DRAW POKER	4830014	INTRAFUND TRANSFER	5,297,174	5,297,174	5,297,174	—
<b>Total Collections/Income</b>			<b>\$5,297,174</b>	<b>\$5,297,174</b>	<b>\$5,297,174</b>	<b>—</b>
<b>TYPE</b>						
Expenditures Source of Funding Form (BR-6)			5,297,174	5,297,174	5,297,174	—
<b>Total Expenditures, Transfers and Carry Forwards to Next FY</b>			<b>\$5,297,174</b>	<b>\$5,297,174</b>	<b>\$5,297,174</b>	<b>—</b>
<b>Difference in Total Collections/Income and Total Expenditures, Transfers and Carry Forwards to Next FY</b>			<b>—</b>	<b>—</b>	<b>—</b>	<b>—</b>

**G04 - Riverboat Gaming Enforcement Fund**

Source	Commitment Item	Commitment Item Name	FY2022-2023 Actuals	FY-2024 Estimate	FY2024-2025 Projected	Over/Under Current Year Estimate
<b>SOURCE</b>						
G04-RIVERBOAT GAMING	4830014	INTRAFUND TRANSFER	66,415,244	49,858,645	49,858,645	—
<b>Total Collections/Income</b>			<b>\$66,415,244</b>	<b>\$49,858,645</b>	<b>\$49,858,645</b>	<b>—</b>
<b>TYPE</b>						
Expenditures Source of Funding Form (BR-6)			65,816,018	49,858,645	49,858,645	—
Carryover			599,226	—	—	—
<b>Total Expenditures, Transfers and Carry Forwards to Next FY</b>			<b>\$66,415,244</b>	<b>\$49,858,645</b>	<b>\$49,858,645</b>	<b>—</b>
<b>Difference in Total Collections/Income and Total Expenditures, Transfers and Carry Forwards to Next FY</b>			<b>—</b>	<b>—</b>	<b>—</b>	<b>—</b>

**G09 - Pari-mutuel Live Racing Facility Gaming**

Source	Commitment Item	Commitment Item Name	FY2022-2023 Actuals	FY-2024 Estimate	FY2024-2025 Projected	Over/Under Current Year Estimate
<b>SOURCE</b>						
G09-PARI-MUTUEL RACING	4830014	INTRAFUND TRANSFER	1,952,084	1,952,084	1,952,084	—
<b>Total Collections/Income</b>			<b>\$1,952,084</b>	<b>\$1,952,084</b>	<b>\$1,952,084</b>	<b>—</b>
<b>TYPE</b>						
Expenditures Source of Funding Form (BR-6)			1,952,084	1,952,084	1,952,084	—
<b>Total Expenditures, Transfers and Carry Forwards to Next FY</b>			<b>\$1,952,084</b>	<b>\$1,952,084</b>	<b>\$1,952,084</b>	<b>—</b>
<b>Difference in Total Collections/Income and Total Expenditures, Transfers and Carry Forwards to Next FY</b>			<b>—</b>	<b>—</b>	<b>—</b>	<b>—</b>



**G24 - Sports Wagering Enforcement Fund**

Source	Commitment Item	Commitment Item Name	FY2022-2023 Actuals	FY-2024 Estimate	FY2024-2025 Projected	Over/Under Current Year Estimate
<b>SOURCE</b>						
G24-SPORTS WAGERING	4830014	INTRAFUND TRANSFER	1,700,000	1,700,000	1,700,000	—
<b>Total Collections/Income</b>			<b>\$1,700,000</b>	<b>\$1,700,000</b>	<b>\$1,700,000</b>	<b>—</b>
<b>TYPE</b>						
Expenditures Source of Funding Form (BR-6)			1,700,000	1,700,000	1,700,000	—
<b>Total Expenditures, Transfers and Carry Forwards to Next FY</b>			<b>\$1,700,000</b>	<b>\$1,700,000</b>	<b>\$1,700,000</b>	<b>—</b>
Difference in Total Collections/Income and Total Expenditures, Transfers and Carry Forwards to Next FY			—	—	—	—

**N10 - Natural Resource Restoration Trust Fund**

Source	Commitment Item	Commitment Item Name	FY2022-2023 Actuals	FY-2024 Estimate	FY2024-2025 Projected	Over/Under Current Year Estimate
<b>SOURCE</b>						
N10-NATURAL RESOURCES	4830014	INTRAFUND TRANSFER	—	2,175,000	2,175,000	—
<b>Total Collections/Income</b>			<b>—</b>	<b>\$2,175,000</b>	<b>\$2,175,000</b>	<b>—</b>
<b>TYPE</b>						
Expenditures Source of Funding Form (BR-6)			—	2,175,000	2,175,000	—
<b>Total Expenditures, Transfers and Carry Forwards to Next FY</b>			<b>—</b>	<b>\$2,175,000</b>	<b>\$2,175,000</b>	<b>—</b>
Difference in Total Collections/Income and Total Expenditures, Transfers and Carry Forwards to Next FY			—	—	—	—

**P13 - Underground Damages Prevention Fund**

Source	Commitment Item	Commitment Item Name	FY2022-2023 Actuals	FY-2024 Estimate	FY2024-2025 Projected	Over/Under Current Year Estimate
<b>SOURCE</b>						
P13-UNDERGROUND DAMAGES	4830014	INTRAFUND TRANSFER	—	15,000	15,000	—
<b>Total Collections/Income</b>			—	<b>\$15,000</b>	<b>\$15,000</b>	—
<b>TYPE</b>						
Expenditures Source of Funding Form (BR-6)			—	15,000	15,000	—
<b>Total Expenditures, Transfers and Carry Forwards to Next FY</b>			—	<b>\$15,000</b>	<b>\$15,000</b>	—
<b>Difference in Total Collections/Income and Total Expenditures, Transfers and Carry Forwards to Next FY</b>			—	—	—	—

**P19 - Hazardous Materials Emergency Response**

Source	Commitment Item	Commitment Item Name	FY2022-2023 Actuals	FY-2024 Estimate	FY2024-2025 Projected	Over/Under Current Year Estimate
<b>SOURCE</b>						
P19-HAZMAT	4830014	INTRAFUND TRANSFER	106,453	106,453	106,453	—
<b>Total Collections/Income</b>			<b>\$106,453</b>	<b>\$106,453</b>	<b>\$106,453</b>	—
<b>TYPE</b>						
Expenditures Source of Funding Form (BR-6)			106,453	106,453	106,453	—
<b>Total Expenditures, Transfers and Carry Forwards to Next FY</b>			<b>\$106,453</b>	<b>\$106,453</b>	<b>\$106,453</b>	—
<b>Difference in Total Collections/Income and Total Expenditures, Transfers and Carry Forwards to Next FY</b>			—	—	—	—

**P29 - Louisiana State Police Salary Fund**

Source	Commitment Item	Commitment Item Name	FY2022-2023 Actuals	FY-2024 Estimate	FY2024-2025 Projected	Over/Under Current Year Estimate
<b>SOURCE</b>						
P29-LSP SALARY FD	4830014	INTRAFUND TRANSFER	15,600,000	29,800,000	29,800,000	—
<b>Total Collections/Income</b>			<b>\$15,600,000</b>	<b>\$29,800,000</b>	<b>\$29,800,000</b>	<b>—</b>
<b>TYPE</b>						
Expenditures Source of Funding Form (BR-6)			15,600,000	29,800,000	29,800,000	—
<b>Total Expenditures, Transfers and Carry Forwards to Next FY</b>			<b>\$15,600,000</b>	<b>\$29,800,000</b>	<b>\$29,800,000</b>	<b>—</b>
Difference in Total Collections/Income and Total Expenditures, Transfers and Carry Forwards to Next FY			—	—	—	—

**P31 - DPS Peace Officers Fund**

Source	Commitment Item	Commitment Item Name	FY2022-2023 Actuals	FY-2024 Estimate	FY2024-2025 Projected	Over/Under Current Year Estimate
<b>SOURCE</b>						
P31-DPS OFFICERS FUND	4830014	INTRAFUND TRANSFER	249,000	249,000	249,000	—
<b>Total Collections/Income</b>			<b>\$249,000</b>	<b>\$249,000</b>	<b>\$249,000</b>	<b>—</b>
<b>TYPE</b>						
Expenditures Source of Funding Form (BR-6)			249,000	249,000	249,000	—
<b>Total Expenditures, Transfers and Carry Forwards to Next FY</b>			<b>\$249,000</b>	<b>\$249,000</b>	<b>\$249,000</b>	<b>—</b>
Difference in Total Collections/Income and Total Expenditures, Transfers and Carry Forwards to Next FY			—	—	—	—

**P41 - Drivers License Escrow Fund**

Source	Commitment Item	Commitment Item Name	FY2022-2023 Actuals	FY-2024 Estimate	FY2024-2025 Projected	Over/Under Current Year Estimate
<b>SOURCE</b>						
<b>Total Collections/Income</b>			<b>—</b>	<b>—</b>	<b>—</b>	<b>—</b>
<b>TYPE</b>						
Difference in Total Collections/Income and Total Expenditures, Transfers and Carry Forwards to Next FY			—	—	—	—

**V01 - Oil Spill Contingency Fund**

Source	Commitment Item	Commitment Item Name	FY2022-2023 Actuals	FY-2024 Estimate	FY2024-2025 Projected	Over/Under Current Year Estimate
<b>SOURCE</b>						
V01-OIL SPILL CONT	4830014	INTRAFUND TRANSFER	2,849,238	7,506,563	7,506,563	—
<b>Total Collections/Income</b>			<b>\$2,849,238</b>	<b>\$7,506,563</b>	<b>\$7,506,563</b>	<b>—</b>
<b>TYPE</b>						
Expenditures Source of Funding Form (BR-6)			2,849,238	7,506,563	7,506,563	—
<b>Total Expenditures, Transfers and Carry Forwards to Next FY</b>			<b>\$2,849,238</b>	<b>\$7,506,563</b>	<b>\$7,506,563</b>	<b>—</b>
<b>Difference in Total Collections/Income and Total Expenditures, Transfers and Carry Forwards to Next FY</b>			<b>—</b>	<b>—</b>	<b>—</b>	<b>—</b>

Federal Funds

006 - Federal Funds

Source	Commitment Item	Commitment Item Name	FY2022-2023 Actuals	FY-2024 Estimate	FY2024-2025 Projected	Over/Under Current Year Estimate
<b>SOURCE</b>						
FEDERAL CRIMINAL	4060014	FR-FED GRANT/CONRT	1,055,390	1,456,157	1,456,157	—
FEDERAL OPERATIONAL	4060014	FR-FED GRANT/CONRT	806,868	6,288,191	6,288,191	—
FEDERAL TRAFFIC	4060014	FR-FED GRANT/CONRT	4,894,499	6,390,560	6,149,810	(240,750)
<b>Total Collections/Income</b>			<b>\$6,756,757</b>	<b>\$14,134,908</b>	<b>\$13,894,158</b>	<b>\$(240,750)</b>
<b>TYPE</b>						
Expenditures Source of Funding Form (BR-6)			7,308,610	14,134,908	13,894,158	(240,750)
Transfer			(551,853)	—	—	—
<b>Total Expenditures, Transfers and Carry Forwards to Next FY</b>			<b>\$6,756,757</b>	<b>\$14,134,908</b>	<b>\$13,894,158</b>	<b>\$(240,750)</b>
<b>Difference in Total Collections/Income and Total Expenditures, Transfers and Carry Forwards to Next FY</b>			<b>—</b>	<b>—</b>	<b>—</b>	<b>—</b>

## Justification of Differences

### Form 24935 — 419000-Self Generated Collections

Question	Narrative Response
Explain any transfers to other appropriations.	Treasury Adjustment.
Break out INA by Source of Funding.	\$64,844-Other Licenses, Permits and Fees
Additional information or comments.	N/A

### Form 24936 — 419000-Federal Collections

Question	Narrative Response
Explain any transfers to other appropriations.	Grant reimbursements in the amount of \$551,853 were not received before the end of FY 23.
Break out INA by Source of Funding.	N/A
Additional information or comments.	N/A

### Form 24938 — 419000-IAT Collections

Question	Narrative Response
Explain any transfers to other appropriations.	\$47,376 in grant reimbursements were not received in FY 23.
Break out INA by Source of Funding.	N/A
Additional information or comments.	N/A

### Form 24951 — 419000-Statutory Dedicated Funds

Question	Narrative Response
Explain any transfers to other appropriations.	N/A
Break out INA by Source of Funding.	N/A
Additional information or comments.	N/A

## SCHEDULE OF REQUESTED EXPENDITURES

### 4191 - Traffic Enforcement

#### Travel

FY2024-2025 Request	Description
457,900	Administrative Travel related to Traffic Enforcement operations.
10,308	Inflation Adjustment
<b>\$468,208</b>	<b>Total Travel</b>

#### Operating Services

FY2024-2025 Request	Description
27,813	Base adjustment request
533,487	Base Adjustments related to Position Requests
66,451	Inflation Adjustment
2,952,340	Operating Services related to Traffic Enforcement operations.
<b>\$3,580,091</b>	<b>Total Operating Services</b>

#### Supplies

FY2024-2025 Request	Description
567,800	Base Adjustment associated with New Position Requests
50,324	Inflation Adjustment
2,236,022	Supplies related to Traffic Enforcement operations.
<b>\$2,854,146</b>	<b>Total Supplies</b>

**Professional Services**

FY2024-2025 Request	Means of Financing	Description
4,614	State General Fund	
<b>\$4,614</b>		<b>Inflation</b>
68,350	State General Fund	
<b>\$68,350</b>		<b>Professional Services for Cadet Attrition Classes for physical, polygraph, drug testing and psychological exams. Form 12982</b>
180,050	Fees & Self-generated	
<b>\$180,050</b>		<b>Professional Services related to Traffic Enforcement Operations</b>
25,000	Fees & Self-generated	
<b>\$25,000</b>		<b>Veterinary Service-Canine Exams</b>
<b>\$278,014</b>	<b>Total Professional Services</b>	

**Other Charges**

FY2024-2025 Request	Means of Financing	Description
2,020,909	Federal Funds	
<b>\$2,020,909</b>		<b>Federal Grant expenditures associated with MCSAP and Patrol related activities</b>
233,367	Interagency Transfers	
<b>\$233,367</b>		<b>IAT other charges related to Traffic Enforcement Operations.</b>
2,000,000	Natural Resource Restoration Trust Fund	
<b>\$2,000,000</b>		<b>LOSCO Office Special Legislative Project</b>
5,388,493	Oil Spill Contingency Fund	
<b>\$5,388,493</b>		<b>Louisiana Oil Spill Coordinator's Office expenses.</b>
2,529,669	Fees & Self-generated	
<b>\$2,529,669</b>		<b>Operational Expenses, repairs and supplies related to Traffic Enforcement Program</b>
4,572,908	Interagency Transfers	
<b>\$4,572,908</b>		<b>Unfunded IAT budget authority for emergencies/disasters</b>
<b>\$16,745,346</b>	<b>Total Other Charges</b>	



**Interagency Transfers**

<b>FY2024-2025 Request</b>	<b>Means of Financing</b>	<b>Receiving Agency</b>	<b>Description</b>
3,000,000	State General Fund		
<b>\$3,000,000</b>		<b>DOA-OFFICE OF TECHNOLOGY SVCS</b>	<b>DOA-OTS Technology Needs associated with MCSAP Support Application Request.</b>
1,110	State General Fund		
<b>\$1,110</b>		<b>DOA-OFFICE OF TECHNOLOGY SVCS</b>	<b>DOA -OTS technology needs, telephone and support services associated with workload position request.</b>
771,763	State General Fund		
<b>\$771,763</b>		<b>MISCELLANEOUS STATE AID</b>	<b>Leaf financing related to Traffic Enforcement operations.</b>
2,910,896	Fees & Self-generated		
<b>\$2,910,896</b>		<b>DOA-OFFICE OF TECHNOLOGY SVCS</b>	<b>Leases, telephone and technology services related to Traffic Enforcement Operations.</b>
2,569	Right to Know Fund		
<b>\$2,569</b>		<b>OFF. TELECOMMUNICATIONS MGMT</b>	<b>OTM agreement for Telephone Services.</b>
1,890,448	State General Fund		
<b>\$1,890,448</b>		<b>DOA-OFFICE OF TECHNOLOGY SVCS</b>	<b>OTS Software related to Traffic Enforcement Operations.</b>
273,684	Interagency Transfers		
<b>\$273,684</b>		<b>MISCELLANEOUS STATE AID</b>	<b>Unfunded IAT authority for emergencies and disasters</b>
<b>\$8,850,470</b>	<b>Total Interagency Transfers</b>		

**Acquisitions**

FY2024-2025 Request	Means of Financing	New/Replacement	Acquisition Type	Quantity	Description
2,600	State General Fund				
<b>\$2,600</b>		<b>New</b>	<b>OFFICE FURN</b>	<b>1</b>	<b>See Attached New Position Request (NPR) Office Furniture</b>
3,000	State General Fund				
<b>\$3,000</b>		<b>New</b>	<b>OTHER EQUIPMENT</b>	<b>1</b>	<b>See attached New Position Request (NPR) Laser Printer</b>
1,190,873	State General Fund				
<b>\$1,190,873</b>		<b>New</b>	<b>OTHER EQUIPMENT</b>	<b>50</b>	<b>See attached New Position Request (NPR) Mobile Communication Equipment/Cameras</b>
128,000	State General Fund				
<b>\$128,000</b>		<b>New</b>	<b>OTHER EQUIPMENT</b>	<b>50</b>	<b>See attached New Position Request (NPR) Tasers/Stop Sticks</b>
553,667	State General Fund				
<b>\$553,667</b>		<b>New</b>	<b>SECURITY/LAW ENFORCEMENT</b>	<b>50</b>	<b>See attached New Position Request (NPR) Guns/Vests/Patrol Upfit</b>
810,868	State General Fund				
<b>\$810,868</b>		<b>New</b>	<b>SEE ATTACHED</b>	<b>5</b>	<b>See attached CB8BR20B</b>
<b>\$2,689,008</b>	<b>Total Acquisitions</b>				

**Major Repairs**

FY2024-2025 Request	Means of Financing	Major Repair Item	Description
190,000	State General Fund		
<b>\$190,000</b>		<b>BUILDING IMPROVE</b>	<b>See Attached CB8BR21A</b>
300,000	State General Fund		
<b>\$300,000</b>		<b>ROOFS</b>	<b>See attached CB8BR21a</b>

**Major Repairs** *(continued)*

<b>FY2024-2025 Request</b>	<b>Means of Financing</b>	<b>Major Repair Item</b>	<b>Description</b>
275,000	State General Fund		
232,000	State General Fund		
<b>\$507,000</b>		<b>SEE ATTACHED</b>	<b>See attached CB8BR21A</b>
233,105	State General Fund		
<b>\$233,105</b>		<b>SEE ATTACHED</b>	<b>See Attached CB8BR21A See Attached Photos</b>
<b>\$1,230,105</b>	<b>Total Major Repairs</b>		

**4192 - Criminal Investigation**

**Travel**

FY2024-2025 Request	Description
40,000	Base adjustment request
14,972	Inflation Adjustment
665,300	Travel related to Criminal Investigation program operations.
<b>\$720,272</b>	<b>Total Travel</b>

**Operating Services**

FY2024-2025 Request	Description
78,000	Base Adjustment Position Request
24,859	Inflation adjustment
1,104,671	Operating Services related to Criminal Investigation program operations.
<b>\$1,207,530</b>	<b>Total Operating Services</b>

**Supplies**

FY2024-2025 Request	Description
4,500	Base Adjustment for New Position Request
8,561	Inflation Adjustment
380,388	Supplies related to Criminal Investigation program operations.
<b>\$393,449</b>	<b>Total Supplies</b>

**Professional Services**

FY2024-2025 Request	Means of Financing	Description
495	State General Fund	
<b>\$495</b>		<b>Inflation Adjustment</b>
18,000	Fees & Self-generated	

**Professional Services** *(continued)*

FY2024-2025 Request	Means of Financing	Description
4,000	Riverboat Gaming Enforcement Fund	
<b>\$22,000</b>		<b>Professional Services related to veterinary services in Criminal Investigation program.</b>
<b>\$22,495</b>	<b>Total Professional Services</b>	

**Other Charges**

FY2024-2025 Request	Means of Financing	Description
672,385	Federal Funds	
6,900	Fees & Self-generated	
<b>\$679,285</b>		<b>Other Charges related to Criminal Investigation program operations.</b>
93,000	Insurance Fraud Investigation Fund	
5,000	Riverboat Gaming Enforcement Fund	
<b>\$98,000</b>		<b>Other Charges related to maintenance and repairs in Criminal Investigations program.</b>
60,321	Fees & Self-generated	
<b>\$60,321</b>		<b>Other Charges related to Narcotics Seizure Program in Criminal Investigations.</b>
<b>\$837,606</b>	<b>Total Other Charges</b>	

**Interagency Transfers**

FY2024-2025 Request	Means of Financing	Receiving Agency	Description
63,045	Fees & Self-generated		
2,000	Fees & Self-generated		
12,000	Insurance Fraud Investigation Fund		
85,000	Riverboat Gaming Enforcement Fund		
<b>\$162,045</b>		<b>OFF. TELECOMMUNICATIONS MGMT</b>	<b>OTM Agreement for telephone services</b>
157,955	Federal Funds		
<b>\$157,955</b>		<b>OFF. TELECOMMUNICATIONS MGMT</b>	<b>OTM Agreement for telephone services</b>

**Interagency Transfers** *(continued)*

FY2024-2025 Request	Means of Financing	Receiving Agency	Description
301,980	State General Fund		
<b>\$301,980</b>		<b>DOA-OFFICE OF TECHNOLOGY SVCS</b>	<b>OTS Agreement for Software for Criminal Investigations-Open Source Intellegence Form # 12940</b>
315,202	Federal Funds		
<b>\$315,202</b>		<b>DOA-OFFICE OF TECHNOLOGY SVCS</b>	<b>OTS Agreement related to Criminal Investigation Operations.</b>
17,250	Interagency Transfers		
<b>\$17,250</b>		<b>MISCELLANEOUS STATE AID</b>	<b>Variable Cost related to Investigative Support Position Request \$12,810</b>
			<b>Variable Cost related to Cyber Crimes Unit Position Request \$4,440</b>
<b>\$954,432</b>	<b>Total Interagency Transfers</b>		

**Acquisitions**

FY2024-2025 Request	Means of Financing	New/Replacement	Acquisition Type	Quantity	Description
18,600	State General Fund				
<b>\$18,600</b>		<b>New</b>	<b>OFFICE FURN</b>	<b>11</b>	<b>See Attached New Position Request (NPR)</b>
10,400	State General Fund				
<b>\$10,400</b>		<b>New</b>	<b>OFFICE FURN</b>	<b>4</b>	<b>See Attached New Position Request (NPR) Desk, Chair, Fax, Auto</b>
3,000	State General Fund				
<b>\$3,000</b>		<b>New</b>	<b>OFFICE FURN</b>	<b>1</b>	<b>See Attached New Position Request (NPR) Laser Printer</b>

**Acquisitions** *(continued)*

FY2024-2025 Request	Means of Financing	New/Replacement	Acquisition Type	Quantity	Description
3,000	State General Fund				
<b>\$3,000</b>		<b>New</b>	<b>OTHER EQUIPMENT</b>	<b>1</b>	<b>See attached New Position Request NPR</b>
<b>\$35,000</b>	<b>Total Acquisitions</b>				

**Major Repairs**

FY2024-2025 Request	Means of Financing	Major Repair Item	Description
128,000	State General Fund		
<b>\$128,000</b>		<b>ROOFS</b>	<b>See Attachment 419200CB BR21A</b>
<b>\$128,000</b>	<b>Total Major Repairs</b>		

**4193 - Operational Support**

**Travel**

FY2024-2025 Request	Description
801,743	Travel related to Operational Support's operations.
<b>\$801,743</b>	<b>Total Travel</b>

**Operating Services**

FY2024-2025 Request	Description
28,051,680	Operating Services related to Operational Support's operations.
<b>\$28,051,680</b>	<b>Total Operating Services</b>

**Supplies**

FY2024-2025 Request	Description
13,409,297	Supplies related to Operational Support's operations.
<b>\$13,409,297</b>	<b>Total Supplies</b>

**Professional Services**

FY2024-2025 Request	Means of Financing	Description
55,000	Interagency Transfers	
<b>\$55,000</b>		<b>Professional Services related to agency's operations.</b>
104,850		Criminal Identification and Information
124,023		Fees & Self-generated
6,388	State General Fund	
<b>\$235,261</b>		<b>Professional Services related to Operational Support's operations.</b>
<b>\$290,261</b>		<b>Total Professional Services</b>



**Other Charges**

FY2024-2025 Request	Means of Financing	Description
1,877,857	Concealed Handgun Permit Fund	
756,578	Criminal Identification and Information	
6,203,191	Federal Funds	
2,139,221	Fees & Self-generated	
2,035,573	Fees & Self-generated	
3,000,000	Fees & Self-generated	
12,701,752	Interagency Transfers	
32,250	Riverboat Gaming Enforcement Fund	
25,000	Sex Offender Registry Technology Fund	
<b>\$28,771,422</b>		<b>Other Charges related to Operational Support's operations.</b>
<b>\$28,771,422</b>	<b>Total Other Charges</b>	

**Interagency Transfers**

FY2024-2025 Request	Means of Financing	Receiving Agency	Description
2,079,275	Fees & Self-generated		
<b>\$2,079,275</b>		<b>OFFICE OF AIRCRAFT SERVICES</b>	<b>Aircraft services</b>
268,687	Fees & Self-generated		
<b>\$268,687</b>		<b>STATE CIVIL SERVICE</b>	<b>Civil Service &amp; CPTP</b>
55,000	Fees & Self-generated		
<b>\$55,000</b>		<b>STATE POLICE COMMISSION</b>	<b>Development and administration of cadet and promotional exams</b>
38,566	Fees & Self-generated		
<b>\$38,566</b>		<b>ST TREASURER OPERATING</b>	<b>IAT payment to the State Treasurer</b>
391,600	Concealed Handgun Permit Fund		
97,197	Criminal Identification and Information		
11,513,990	Fees & Self-generated		
1,432,225	Fees & Self-generated		
1,164,370	Interagency Transfers		

**Interagency Transfers** *(continued)*

FY2024-2025 Request	Means of Financing	Receiving Agency	Description
5,416,474	State General Fund		
<b>\$20,015,856</b>		<b>DOA-OFFICE OF TECHNOLOGY SVCS</b>	<b>Payment to OTS for various IT services</b>
14,810,982	Fees & Self-generated		
<b>\$14,810,982</b>		<b>OFFICE OF RISK MANAGEMENT</b>	<b>Risk Management Insurance Premiums</b>
193,066	Fees & Self-generated		
<b>\$193,066</b>		<b>DOA-OFFICE OF ST PROCUREMENT</b>	<b>State Procurement</b>
26,707	Fees & Self-generated		
<b>\$26,707</b>		<b>DOTD ADMINISTRATION</b>	<b>Statewide mapping</b>
117,097	Fees & Self-generated		
<b>\$117,097</b>		<b>DIVISION OF ADMINISTRATION</b>	<b>UPS</b>
<b>\$37,605,236</b>	<b>Total Interagency Transfers</b>		

**Acquisitions**

FY2024-2025 Request	Means of Financing	New/Replacement	Acquisition Type	Quantity	Description
552,275	State General Fund				
<b>\$552,275</b>		<b>New</b>	<b>LAB EQUIPMENT</b>	<b>1</b>	<b>1 ThermoFisher High Resolution/Liquid Chromatography Mass Spectrometry</b>
48,000	State General Fund				
<b>\$48,000</b>		<b>New</b>	<b>MISCELLANEOUS</b>	<b>1</b>	<b>Awning. Form 28528 - JESTC CB8</b>
11,200	State General Fund				
<b>\$11,200</b>		<b>New</b>	<b>OFFICE FURN</b>	<b>20</b>	<b>16 chairs. 4 desks. Form 28531</b>
2,000	State General Fund				
<b>\$2,000</b>		<b>New</b>	<b>OFFICE FURN</b>	<b>2</b>	<b>2 printers. Form 28531</b>
8,000	State General Fund				
<b>\$8,000</b>		<b>New</b>	<b>OFFICE FURN</b>	<b>10</b>	<b>5 Desks. 5 Chairs. Crime Lab CB7</b>

**Acquisitions** *(continued)*

FY2024-2025 Request	Means of Financing	New/Replacement	Acquisition Type	Quantity	Description
210,000	State General Fund				
<b>\$210,000</b>		<b>New</b>	<b>OTHER EQUIPMENT</b>	<b>1</b>	<b>1 KeyTrax Key Management System. 1 Awning for parking area</b>
12,000	State General Fund				
<b>\$12,000</b>		<b>New</b>	<b>OTHER EQUIPMENT</b>	<b>2</b>	<b>2 Drones. Form 28463</b>
163,344	State General Fund				
<b>\$163,344</b>		<b>Replace</b>	<b>LAB EQUIPMENT</b>	<b>1</b>	<b>1 Attestor POWDERado workstation. 22 Lab Chairs. 1 Dual 77 Handheld Laser. 1 Firearms Unit Microscope.</b>
50,000	State General Fund				
<b>\$50,000</b>		<b>Replace</b>	<b>MISCELLANEOUS</b>	<b>1</b>	<b>Fuel Tank. Form 28528 JESTC CB8</b>
<b>\$1,056,819</b>	<b>Total Acquisitions</b>				

**Major Repairs**

FY2024-2025 Request	Means of Financing	Major Repair Item	Description
383,880	State General Fund		
<b>\$383,880</b>		<b>BUILDING IMPROVE</b>	<b>Auditorium Lighting and Audio Visual room carpeting Auditorium seating, carpet, and curtains Carpeting of four Training Academy classrooms</b>
182,000	State General Fund		
<b>\$182,000</b>		<b>BUILDING IMPROVE</b>	<b>Install generator for Range Building classrooms Level Infrastructure of Shoothouse 2 Range building roof repairs</b>

**Major Repairs** *(continued)*

<b>FY2024-2025 Request</b>	<b>Means of Financing</b>	<b>Major Repair Item</b>	<b>Description</b>
50,000	State General Fund		
<b>\$50,000</b>		<b>BUILDING IMPROVE</b>	<b>Kitchen/conference room upgrades</b>
172,000	State General Fund		
<b>\$172,000</b>		<b>BUILDING IMPROVE</b>	<b>Training Academy Press Studio upgrades. Form 28531</b>
80,000	State General Fund		
<b>\$80,000</b>		<b>ROOFS</b>	<b>Hanger Roof Repair. Form 28443.</b>
<b>\$867,880</b>	<b>Total Major Repairs</b>		

**4194 - Gaming Enforcement**

**Travel**

FY2024-2025 Request	Description
101,164	Travel related to Gaming Enforcement's operations.
<b>\$101,164</b>	<b>Total Travel</b>

**Operating Services**

FY2024-2025 Request	Description
1,156,208	Operating Services related to Gaming Enforcement's operations.
<b>\$1,156,208</b>	<b>Total Operating Services</b>

**Supplies**

FY2024-2025 Request	Description
194,002	Supplies related to Gaming Enforcement's operations.
<b>\$194,002</b>	<b>Total Supplies</b>

**Professional Services**

FY2024-2025 Request	Means of Financing	Description
5,903	State General Fund	
<b>\$5,903</b>		<b>Professional Services inflation.</b>
262,370	Riverboat Gaming Enforcement Fund	
<b>\$262,370</b>		<b>Professional Services related to Gaming Enforcement's operations.</b>
<b>\$268,273</b>		<b>Total Professional Services</b>

**Other Charges**

<b>FY2024-2025 Request</b>	<b>Means of Financing</b>	<b>Description</b>
71,900	Fees & Self-generated	
226,700	Riverboat Gaming Enforcement Fund	
4,200	Sports Wagering Enforcement Fund	
<b>\$302,800</b>		<b>Other Charges related to Gaming Enforcement's operations.</b>
<b>\$302,800</b>	<b>Total Other Charges</b>	

**Interagency Transfers**

<b>FY2024-2025 Request</b>	<b>Means of Financing</b>	<b>Receiving Agency</b>	<b>Description</b>
1,250,000	State General Fund		
<b>\$1,250,000</b>		<b>DOA-OFFICE OF TECHNOLOGY SVCS</b>	<b>Gaming Lights system</b>
50,000	Riverboat Gaming Enforcement Fund		
<b>\$50,000</b>		<b>OFFICE OF THE ATTORNEY GENERAL</b>	<b>Legal services related to Indian Gaming</b>
25,300	Fees & Self-generated		
<b>\$25,300</b>		<b>DOA-OFFICE OF TECHNOLOGY SVCS</b>	<b>Office of Technology IT services.</b>
6,200	Pari-mutuel Live Racing Facility Gaming		
<b>\$6,200</b>		<b>DOA-OFFICE OF TECHNOLOGY SVCS</b>	<b>OTS. Telephone</b>
3,350	Fees & Self-generated		
19,000	Sports Wagering Enforcement Fund		
<b>\$22,350</b>		<b>DOA-OFFICE OF TECHNOLOGY SVCS</b>	<b>OTS. Telephone.</b>
30,000	Sports Wagering Enforcement Fund		
388,072	Video Draw Poker Device Fund		
<b>\$418,072</b>		<b>DOA-OFFICE OF TECHNOLOGY SVCS</b>	<b>Payment to OTS for various IT services</b>
371,772	Riverboat Gaming Enforcement Fund		
<b>\$371,772</b>		<b>DOA-OFFICE OF TECHNOLOGY SVCS</b>	<b>Payment to OTS. Postage - \$9,600. Telephone - \$62,000. \$300,172 - IT services</b>
<b>\$2,143,694</b>	<b>Total Interagency Transfers</b>		

# Continuation Budget Adjustments

## AGENCY SUMMARY STATEMENT

### Total Agency

#### Means of Financing

Description	Existing Operating Budget as of 10/01/2023	Non-Recurring	Inflation	Compulsory	Workload	Other	FY2024-2025 Requested Continuation Level
STATE GENERAL FUND (Direct)	60,618,694	(20,269,133)	894,644	22,956,918	6,749,498	23,960,099	94,910,720
STATE GENERAL FUND BY:	—	—	—	—	—	—	—
INTERAGENCY TRANSFERS	30,739,249	(989,806)	—	—	—	3,496,361	33,245,804
FEES & SELF-GENERATED	204,602,564	(722,146)	—	—	—	27,813	203,908,231
STATUTORY DEDICATIONS	102,322,905	—	—	—	—	—	102,322,905
FEDERAL FUNDS	14,134,908	(240,750)	—	—	—	—	13,894,158
<b>TOTAL MEANS OF FINANCING</b>	<b>\$412,418,320</b>	<b>\$(22,221,835)</b>	<b>\$894,644</b>	<b>\$22,956,918</b>	<b>\$6,749,498</b>	<b>\$27,484,273</b>	<b>\$448,281,818</b>



**Fees and Self-Generated**

Description	Existing Operating Budget as of 10/01/2023	Non-Recurring	Inflation	Compulsory	Workload	Other	FY2024-2025 Requested Continuation Level
Concealed Handgun Permit Fund	4,400,000	—	—	—	—	—	4,400,000
Criminal Identification and Information	6,500,000	—	—	—	—	—	6,500,000
Explosives Trust Fund	251,182	—	—	—	—	—	251,182
Fees & Self-generated	156,057,589	(722,146)	—	—	—	—	155,335,443
Insurance Fraud Investigation Fund	5,187,785	—	—	—	—	—	5,187,785
Insurance Verification System Fund	29,334,065	—	—	—	—	—	29,334,065
Louisiana Towing and Storage Fund	300,000	—	—	—	—	—	300,000
Motorcycle Safety & Operator Train. Prog	292,000	—	—	—	—	27,813	319,813
Public Safety DWI Testing	440,825	—	—	—	—	—	440,825
Right to Know Fund	26,069	—	—	—	—	—	26,069
Sex Offender Registry Technology Fund	25,000	—	—	—	—	—	25,000
Unified Carrier Registration Agreement	1,788,049	—	—	—	—	—	1,788,049
<b>Total:</b>	<b>\$204,602,564</b>	<b>\$(722,146)</b>	<b>—</b>	<b>—</b>	<b>—</b>	<b>\$27,813</b>	<b>\$203,908,231</b>

Statutory Dedications

Description	Existing Operating Budget as of 10/01/2023	Non-Recurring	Inflation	Compulsory	Workload	Other	FY2024-2025 Requested Continuation Level
DPS Peace Officers Fund	249,000	—	—	—	—	—	249,000
Hazardous Materials Emergency Response	106,453	—	—	—	—	—	106,453
Louisiana State Police Salary Fund	29,800,000	—	—	—	—	—	29,800,000
Natural Resource Restoration Trust Fund	2,175,000	—	—	—	—	—	2,175,000
Oil Spill Contingency Fund	7,506,563	—	—	—	—	—	7,506,563
Pari-mutuel Live Racing Facility Gaming	1,952,084	—	—	—	—	—	1,952,084
Riverboat Gaming Enforcement Fund	49,858,645	—	—	—	—	—	49,858,645
Sports Wagering Enforcement Fund	1,700,000	—	—	—	—	—	1,700,000
Tobacco Tax Health Care Fund	3,662,986	—	—	—	—	—	3,662,986
Underground Damages Prevention Fund	15,000	—	—	—	—	—	15,000
Video Draw Poker Device Fund	5,297,174	—	—	—	—	—	5,297,174
<b>Total:</b>	<b>\$102,322,905</b>	<b>—</b>	<b>—</b>	<b>—</b>	<b>—</b>	<b>—</b>	<b>\$102,322,905</b>

Expenditures and Positions

Description	Existing Operating Budget as of 10/01/2023	Non-Recurring	Inflation	Compulsory	Workload	Other	FY2024-2025 Requested Continuation Level
Salaries	151,927,484	—	—	14,520,070	1,690,995	—	168,138,549
Other Compensation	4,870,161	—	—	3,144,520	—	—	8,014,681
Related Benefits	109,740,186	—	—	5,292,328	1,081,423	—	116,113,937
<b>TOTAL PERSONAL SERVICES</b>	<b>\$266,537,831</b>	<b>—</b>	<b>—</b>	<b>\$22,956,918</b>	<b>\$2,772,418</b>	<b>—</b>	<b>\$292,267,167</b>
Travel	1,700,421	(28,385)	37,633	—	—	381,718	2,091,387
Operating Services	23,038,567	(591,678)	505,097	—	613,887	10,429,636	33,995,509
Supplies	15,754,111	(888,031)	334,514	—	574,700	1,075,600	16,850,894
<b>TOTAL OPERATING EXPENSES</b>	<b>\$40,493,099</b>	<b>\$(1,508,094)</b>	<b>\$877,244</b>	<b>—</b>	<b>\$1,188,587</b>	<b>\$11,886,954</b>	<b>\$52,937,790</b>
<b>PROFESSIONAL SERVICES</b>	<b>\$3,023,293</b>	<b>\$(2,250,000)</b>	<b>\$17,400</b>	<b>—</b>	<b>\$68,350</b>	<b>—</b>	<b>\$859,043</b>
Other Charges	42,513,673	(604,552)	—	—	—	4,748,053	46,657,174
Debt Service	—	—	—	—	—	—	—
Interagency Transfers	42,011,235	(20,000)	—	—	799,003	6,763,594	49,553,832
<b>TOTAL OTHER CHARGES</b>	<b>\$84,524,908</b>	<b>\$(624,552)</b>	<b>—</b>	<b>—</b>	<b>\$799,003</b>	<b>\$11,511,647</b>	<b>\$96,211,006</b>
Acquisitions	17,839,189	(17,839,189)	—	—	1,921,140	1,859,687	3,780,827
Major Repairs	—	—	—	—	—	2,225,985	2,225,985
<b>TOTAL ACQ. &amp; MAJOR REPAIRS</b>	<b>\$17,839,189</b>	<b>\$(17,839,189)</b>	<b>—</b>	<b>—</b>	<b>\$1,921,140</b>	<b>\$4,085,672</b>	<b>\$6,006,812</b>
<b>TOTAL EXPENDITURES</b>	<b>\$412,418,320</b>	<b>\$(22,221,835)</b>	<b>\$894,644</b>	<b>\$22,956,918</b>	<b>\$6,749,498</b>	<b>\$27,484,273</b>	<b>\$448,281,818</b>
Classified	1,769	—	—	—	24	—	1,793
Unclassified	12	—	—	—	—	—	12
<b>TOTAL AUTHORIZED T.O. POSITIONS</b>	<b>1,781</b>	<b>—</b>	<b>—</b>	<b>—</b>	<b>24</b>	<b>—</b>	<b>1,805</b>
<b>TOTAL AUTHORIZED OTHER CHARGES POSITIONS</b>	<b>—</b>	<b>—</b>	<b>—</b>	<b>—</b>	<b>—</b>	<b>—</b>	<b>—</b>
<b>TOTAL NON-T.O. FTE POSITIONS</b>	<b>43</b>	<b>—</b>	<b>—</b>	<b>—</b>	<b>—</b>	<b>—</b>	<b>43</b>

## CONTINUATION BUDGET ADJUSTMENTS - SUMMARIZED

### Form 25991 — FY24-25 Non-recurring Carryforwards

#### Means of Financing

	Amount
STATE GENERAL FUND (Direct)	(17,416,736)
STATE GENERAL FUND BY:	—
INTERAGENCY TRANSFERS	(989,806)
FEES & SELF-GENERATED	(722,146)
STATUTORY DEDICATIONS	—
FEDERAL FUNDS	(240,750)
<b>TOTAL MEANS OF FINANCING</b>	<b>\$(19,369,438)</b>

#### Expenditures

	Amount
Salaries	—
Other Compensation	—
Related Benefits	—
<b>TOTAL PERSONAL SERVICES</b>	<b>—</b>
Travel	(28,385)
Operating Services	(591,678)
Supplies	(888,031)
<b>TOTAL OPERATING EXPENSES</b>	<b>\$(1,508,094)</b>
<b>PROFESSIONAL SERVICES</b>	<b>\$(2,250,000)</b>
Other Charges	(604,552)
Debt Service	—
Interagency Transfers	(20,000)
<b>TOTAL OTHER CHARGES</b>	<b>\$(624,552)</b>
Acquisitions	(14,986,792)
Major Repairs	—
<b>TOTAL ACQ. &amp; MAJOR REPAIRS</b>	<b>\$(14,986,792)</b>
<b>TOTAL EXPENDITURES</b>	<b>\$(19,369,438)</b>

#### Positions

	FTE
Classified	—
Unclassified	—
<b>TOTAL AUTHORIZED T.O. POSITIONS</b>	<b>—</b>
<b>TOTAL AUTHORIZED OTHER CHARGES POSITIONS</b>	<b>—</b>
<b>TOTAL NON-T.O. FTE POSITIONS</b>	<b>—</b>

Continuation Budget Adjustments - Summarized

Total Agency  
Request Type: NON-RECUR

**Form 25992 — FY24-25 Non-Recurring Acquisitions and Major Repairs**  
**Means of Financing**

	Amount
STATE GENERAL FUND (Direct)	(2,852,397)
STATE GENERAL FUND BY:	—
INTERAGENCY TRANSFERS	—
FEES & SELF-GENERATED	—
STATUTORY DEDICATIONS	—
FEDERAL FUNDS	—
<b>TOTAL MEANS OF FINANCING</b>	<b>\$(2,852,397)</b>

**Expenditures**

	Amount
Salaries	—
Other Compensation	—
Related Benefits	—
<b>TOTAL PERSONAL SERVICES</b>	<b>—</b>
Travel	—
Operating Services	—
Supplies	—
<b>TOTAL OPERATING EXPENSES</b>	<b>—</b>
<b>PROFESSIONAL SERVICES</b>	<b>—</b>
Other Charges	—
Debt Service	—
Interagency Transfers	—
<b>TOTAL OTHER CHARGES</b>	<b>—</b>
Acquisitions	(2,852,397)
Major Repairs	—
<b>TOTAL ACQ. &amp; MAJOR REPAIRS</b>	<b>\$(2,852,397)</b>
<b>TOTAL EXPENDITURES</b>	<b>\$(2,852,397)</b>

**Positions**

	FTE
Classified	—
Unclassified	—
<b>TOTAL AUTHORIZED T.O. POSITIONS</b>	<b>—</b>
<b>TOTAL AUTHORIZED OTHER CHARGES POSITIONS</b>	<b>—</b>
<b>TOTAL NON-T.O. FTE POSITIONS</b>	<b>—</b>

**Form 25994 — FY24-25 Standard Inflation Adjustment**

**Means of Financing**

	Amount
STATE GENERAL FUND (Direct)	215,668
STATE GENERAL FUND BY:	—
INTERAGENCY TRANSFERS	70,941
FEES & SELF-GENERATED	574,942
STATUTORY DEDICATIONS	33,093
FEDERAL FUNDS	—
<b>TOTAL MEANS OF FINANCING</b>	<b>\$894,644</b>

**Expenditures**

	Amount
Salaries	—
Other Compensation	—
Related Benefits	—
<b>TOTAL PERSONAL SERVICES</b>	<b>—</b>
Travel	37,633
Operating Services	505,097
Supplies	334,514
<b>TOTAL OPERATING EXPENSES</b>	<b>\$877,244</b>
<b>PROFESSIONAL SERVICES</b>	<b>\$17,400</b>
Other Charges	—
Debt Service	—
Interagency Transfers	—
<b>TOTAL OTHER CHARGES</b>	<b>—</b>
Acquisitions	—
Major Repairs	—
<b>TOTAL ACQ. &amp; MAJOR REPAIRS</b>	<b>—</b>
<b>TOTAL EXPENDITURES</b>	<b>\$894,644</b>

**Positions**

	FTE
Classified	—
Unclassified	—
<b>TOTAL AUTHORIZED T.O. POSITIONS</b>	<b>—</b>
<b>TOTAL AUTHORIZED OTHER CHARGES POSITIONS</b>	<b>—</b>
<b>TOTAL NON-T.O. FTE POSITIONS</b>	<b>—</b>

**Form 26135 — 419100CB5**

**Means of Financing**

	Amount
STATE GENERAL FUND (Direct)	56,636
STATE GENERAL FUND BY:	—
INTERAGENCY TRANSFERS	(225)
FEES & SELF-GENERATED	(55,892)
STATUTORY DEDICATIONS	(519)
FEDERAL FUNDS	—
<b>TOTAL MEANS OF FINANCING</b>	<b>—</b>

**Expenditures**

	Amount
Salaries	—
Other Compensation	—
Related Benefits	—
<b>TOTAL PERSONAL SERVICES</b>	<b>—</b>
Travel	—
Operating Services	—
Supplies	—
<b>TOTAL OPERATING EXPENSES</b>	<b>—</b>
<b>PROFESSIONAL SERVICES</b>	<b>—</b>
Other Charges	—
Debt Service	—
Interagency Transfers	—
<b>TOTAL OTHER CHARGES</b>	<b>—</b>
Acquisitions	—
Major Repairs	—
<b>TOTAL ACQ. &amp; MAJOR REPAIRS</b>	<b>—</b>
<b>TOTAL EXPENDITURES</b>	<b>—</b>

**Positions**

	FTE
Classified	—
Unclassified	—
<b>TOTAL AUTHORIZED T.O. POSITIONS</b>	<b>—</b>
<b>TOTAL AUTHORIZED OTHER CHARGES POSITIONS</b>	<b>—</b>
<b>TOTAL NON-T.O. FTE POSITIONS</b>	<b>—</b>

**Form 26246 — 419200CB5**

**Means of Financing**

	Amount
STATE GENERAL FUND (Direct)	31,809
STATE GENERAL FUND BY:	—
INTERAGENCY TRANSFERS	—
FEES & SELF-GENERATED	(24,671)
STATUTORY DEDICATIONS	(7,138)
FEDERAL FUNDS	—
<b>TOTAL MEANS OF FINANCING</b>	<b>—</b>

**Expenditures**

	Amount
Salaries	—
Other Compensation	—
Related Benefits	—
<b>TOTAL PERSONAL SERVICES</b>	<b>—</b>
Travel	—
Operating Services	—
Supplies	—
<b>TOTAL OPERATING EXPENSES</b>	<b>—</b>
<b>PROFESSIONAL SERVICES</b>	<b>—</b>
Other Charges	—
Debt Service	—
Interagency Transfers	—
<b>TOTAL OTHER CHARGES</b>	<b>—</b>
Acquisitions	—
Major Repairs	—
<b>TOTAL ACQ. &amp; MAJOR REPAIRS</b>	<b>—</b>
<b>TOTAL EXPENDITURES</b>	<b>—</b>

**Positions**

	FTE
Classified	—
Unclassified	—
<b>TOTAL AUTHORIZED T.O. POSITIONS</b>	<b>—</b>
<b>TOTAL AUTHORIZED OTHER CHARGES POSITIONS</b>	<b>—</b>
<b>TOTAL NON-T.O. FTE POSITIONS</b>	<b>—</b>



**Form 26521 — 419400CB5**

**Means of Financing**

	Amount
STATE GENERAL FUND (Direct)	37,844
STATE GENERAL FUND BY:	—
INTERAGENCY TRANSFERS	—
FEES & SELF-GENERATED	(12,718)
STATUTORY DEDICATIONS	(25,126)
FEDERAL FUNDS	—
<b>TOTAL MEANS OF FINANCING</b>	<b>—</b>

**Expenditures**

	Amount
Salaries	—
Other Compensation	—
Related Benefits	—
<b>TOTAL PERSONAL SERVICES</b>	<b>—</b>
Travel	—
Operating Services	—
Supplies	—
<b>TOTAL OPERATING EXPENSES</b>	<b>—</b>
<b>PROFESSIONAL SERVICES</b>	<b>—</b>
Other Charges	—
Debt Service	—
Interagency Transfers	—
<b>TOTAL OTHER CHARGES</b>	<b>—</b>
Acquisitions	—
Major Repairs	—
<b>TOTAL ACQ. &amp; MAJOR REPAIRS</b>	<b>—</b>
<b>TOTAL EXPENDITURES</b>	<b>—</b>

**Positions**

	FTE
Classified	—
Unclassified	—
<b>TOTAL AUTHORIZED T.O. POSITIONS</b>	<b>—</b>
<b>TOTAL AUTHORIZED OTHER CHARGES POSITIONS</b>	<b>—</b>
<b>TOTAL NON-T.O. FTE POSITIONS</b>	<b>—</b>

**Form 26649 — 419300CB5**

**Means of Financing**

	Amount
STATE GENERAL FUND (Direct)	552,687
STATE GENERAL FUND BY:	—
INTERAGENCY TRANSFERS	(70,716)
FEES & SELF-GENERATED	(481,661)
STATUTORY DEDICATIONS	(310)
FEDERAL FUNDS	—
<b>TOTAL MEANS OF FINANCING</b>	<b>—</b>

**Expenditures**

	Amount
Salaries	—
Other Compensation	—
Related Benefits	—
<b>TOTAL PERSONAL SERVICES</b>	<b>—</b>
Travel	—
Operating Services	—
Supplies	—
<b>TOTAL OPERATING EXPENSES</b>	<b>—</b>
<b>PROFESSIONAL SERVICES</b>	<b>—</b>
Other Charges	—
Debt Service	—
Interagency Transfers	—
<b>TOTAL OTHER CHARGES</b>	<b>—</b>
Acquisitions	—
Major Repairs	—
<b>TOTAL ACQ. &amp; MAJOR REPAIRS</b>	<b>—</b>
<b>TOTAL EXPENDITURES</b>	<b>—</b>

**Positions**

	FTE
Classified	—
Unclassified	—
<b>TOTAL AUTHORIZED T.O. POSITIONS</b>	<b>—</b>
<b>TOTAL AUTHORIZED OTHER CHARGES POSITIONS</b>	<b>—</b>
<b>TOTAL NON-T.O. FTE POSITIONS</b>	<b>—</b>

Continuation Budget Adjustments - Summarized

Total Agency  
Request Type: COMPULSORY

Form 26604 — 419200CB6

Means of Financing

	Amount
STATE GENERAL FUND (Direct)	108,163
STATE GENERAL FUND BY:	—
INTERAGENCY TRANSFERS	—
FEES & SELF-GENERATED	—
STATUTORY DEDICATIONS	—
FEDERAL FUNDS	—
<b>TOTAL MEANS OF FINANCING</b>	<b>\$108,163</b>

Expenditures

	Amount
Salaries	67,204
Other Compensation	332,773
Related Benefits	(291,814)
<b>TOTAL PERSONAL SERVICES</b>	<b>\$108,163</b>
Travel	—
Operating Services	—
Supplies	—
<b>TOTAL OPERATING EXPENSES</b>	<b>—</b>
<b>PROFESSIONAL SERVICES</b>	<b>—</b>
Other Charges	—
Debt Service	—
Interagency Transfers	—
<b>TOTAL OTHER CHARGES</b>	<b>—</b>
Acquisitions	—
Major Repairs	—
<b>TOTAL ACQ. &amp; MAJOR REPAIRS</b>	<b>—</b>
<b>TOTAL EXPENDITURES</b>	<b>\$108,163</b>

Positions

	FTE
Classified	—
Unclassified	—
<b>TOTAL AUTHORIZED T.O. POSITIONS</b>	<b>—</b>
<b>TOTAL AUTHORIZED OTHER CHARGES POSITIONS</b>	<b>—</b>
<b>TOTAL NON-T.O. FTE POSITIONS</b>	<b>—</b>

Continuation Budget Adjustments - Summarized

Total Agency  
Request Type: COMPULSORY

Form 26689 — 419400CB6

Means of Financing

	Amount
STATE GENERAL FUND (Direct)	2,959,188
STATE GENERAL FUND BY:	—
INTERAGENCY TRANSFERS	—
FEES & SELF-GENERATED	—
STATUTORY DEDICATIONS	—
FEDERAL FUNDS	—
<b>TOTAL MEANS OF FINANCING</b>	<b>\$2,959,188</b>

Expenditures

	Amount
Salaries	1,720,344
Other Compensation	(13,920)
Related Benefits	1,252,764
<b>TOTAL PERSONAL SERVICES</b>	<b>\$2,959,188</b>
Travel	—
Operating Services	—
Supplies	—
<b>TOTAL OPERATING EXPENSES</b>	<b>—</b>
<b>PROFESSIONAL SERVICES</b>	<b>—</b>
Other Charges	—
Debt Service	—
Interagency Transfers	—
<b>TOTAL OTHER CHARGES</b>	<b>—</b>
Acquisitions	—
Major Repairs	—
<b>TOTAL ACQ. &amp; MAJOR REPAIRS</b>	<b>—</b>
<b>TOTAL EXPENDITURES</b>	<b>\$2,959,188</b>

Positions

	FTE
Classified	—
Unclassified	—
<b>TOTAL AUTHORIZED T.O. POSITIONS</b>	<b>—</b>
<b>TOTAL AUTHORIZED OTHER CHARGES POSITIONS</b>	<b>—</b>
<b>TOTAL NON-T.O. FTE POSITIONS</b>	<b>—</b>

Continuation Budget Adjustments - Summarized

Total Agency  
Request Type: COMPULSORY

Form 26699 — 419300CB6

Means of Financing

	Amount
STATE GENERAL FUND (Direct)	4,866,649
STATE GENERAL FUND BY:	—
INTERAGENCY TRANSFERS	—
FEES & SELF-GENERATED	—
STATUTORY DEDICATIONS	—
FEDERAL FUNDS	—
<b>TOTAL MEANS OF FINANCING</b>	<b>\$4,866,649</b>

Expenditures

	Amount
Salaries	2,875,899
Other Compensation	1,821,000
Related Benefits	169,750
<b>TOTAL PERSONAL SERVICES</b>	<b>\$4,866,649</b>
Travel	—
Operating Services	—
Supplies	—
<b>TOTAL OPERATING EXPENSES</b>	<b>—</b>
<b>PROFESSIONAL SERVICES</b>	<b>—</b>
Other Charges	—
Debt Service	—
Interagency Transfers	—
<b>TOTAL OTHER CHARGES</b>	<b>—</b>
Acquisitions	—
Major Repairs	—
<b>TOTAL ACQ. &amp; MAJOR REPAIRS</b>	<b>—</b>
<b>TOTAL EXPENDITURES</b>	<b>\$4,866,649</b>

Positions

	FTE
Classified	—
Unclassified	—
<b>TOTAL AUTHORIZED T.O. POSITIONS</b>	<b>—</b>
<b>TOTAL AUTHORIZED OTHER CHARGES POSITIONS</b>	<b>—</b>
<b>TOTAL NON-T.O. FTE POSITIONS</b>	<b>—</b>

**Form 26852 — 419100CB6**

**Means of Financing**

	Amount
STATE GENERAL FUND (Direct)	15,022,918
STATE GENERAL FUND BY:	—
INTERAGENCY TRANSFERS	—
FEES & SELF-GENERATED	—
STATUTORY DEDICATIONS	—
FEDERAL FUNDS	—
<b>TOTAL MEANS OF FINANCING</b>	<b>\$15,022,918</b>

**Expenditures**

	Amount
Salaries	9,856,623
Other Compensation	1,004,667
Related Benefits	4,161,628
<b>TOTAL PERSONAL SERVICES</b>	<b>\$15,022,918</b>
Travel	—
Operating Services	—
Supplies	—
<b>TOTAL OPERATING EXPENSES</b>	<b>—</b>
<b>PROFESSIONAL SERVICES</b>	<b>—</b>
Other Charges	—
Debt Service	—
Interagency Transfers	—
<b>TOTAL OTHER CHARGES</b>	<b>—</b>
Acquisitions	—
Major Repairs	—
<b>TOTAL ACQ. &amp; MAJOR REPAIRS</b>	<b>—</b>
<b>TOTAL EXPENDITURES</b>	<b>\$15,022,918</b>

**Positions**

	FTE
Classified	—
Unclassified	—
<b>TOTAL AUTHORIZED T.O. POSITIONS</b>	<b>—</b>
<b>TOTAL AUTHORIZED OTHER CHARGES POSITIONS</b>	<b>—</b>
<b>TOTAL NON-T.O. FTE POSITIONS</b>	<b>—</b>

**Form 26607 — 419200CB7-ISS LA SAFE POSITIONS**

**Means of Financing**

	Amount
STATE GENERAL FUND (Direct)	1,308,101
STATE GENERAL FUND BY:	—
INTERAGENCY TRANSFERS	—
FEES & SELF-GENERATED	—
STATUTORY DEDICATIONS	—
FEDERAL FUNDS	—
<b>TOTAL MEANS OF FINANCING</b>	<b>\$1,308,101</b>

**Expenditures**

	Amount
Salaries	750,044
Other Compensation	—
Related Benefits	464,547
<b>TOTAL PERSONAL SERVICES</b>	<b>\$1,214,591</b>
Travel	—
Operating Services	55,800
Supplies	3,300
<b>TOTAL OPERATING EXPENSES</b>	<b>\$59,100</b>
<b>PROFESSIONAL SERVICES</b>	—
Other Charges	—
Debt Service	—
Interagency Transfers	12,810
<b>TOTAL OTHER CHARGES</b>	<b>\$12,810</b>
Acquisitions	21,600
Major Repairs	—
<b>TOTAL ACQ. &amp; MAJOR REPAIRS</b>	<b>\$21,600</b>
<b>TOTAL EXPENDITURES</b>	<b>\$1,308,101</b>

**Positions**

	FTE
Classified	11
Unclassified	—
<b>TOTAL AUTHORIZED T.O. POSITIONS</b>	<b>11</b>
<b>TOTAL AUTHORIZED OTHER CHARGES POSITIONS</b>	—
<b>TOTAL NON-T.O. FTE POSITIONS</b>	—

**Form 26609 — 419200CB7-Cyber Crimes Unit Positions**

**Means of Financing**

	Amount
STATE GENERAL FUND (Direct)	453,071
STATE GENERAL FUND BY:	—
INTERAGENCY TRANSFERS	—
FEES & SELF-GENERATED	—
STATUTORY DEDICATIONS	—
FEDERAL FUNDS	—
<b>TOTAL MEANS OF FINANCING</b>	<b>\$453,071</b>

**Expenditures**

	Amount
Salaries	251,928
Other Compensation	—
Related Benefits	159,903
<b>TOTAL PERSONAL SERVICES</b>	<b>\$411,831</b>
Travel	—
Operating Services	22,200
Supplies	1,200
<b>TOTAL OPERATING EXPENSES</b>	<b>\$23,400</b>
<b>PROFESSIONAL SERVICES</b>	<b>—</b>
Other Charges	—
Debt Service	—
Interagency Transfers	4,440
<b>TOTAL OTHER CHARGES</b>	<b>\$4,440</b>
Acquisitions	13,400
Major Repairs	—
<b>TOTAL ACQ. &amp; MAJOR REPAIRS</b>	<b>\$13,400</b>
<b>TOTAL EXPENDITURES</b>	<b>\$453,071</b>

**Positions**

	FTE
Classified	4
Unclassified	—
<b>TOTAL AUTHORIZED T.O. POSITIONS</b>	<b>4</b>
<b>TOTAL AUTHORIZED OTHER CHARGES POSITIONS</b>	<b>—</b>
<b>TOTAL NON-T.O. FTE POSITIONS</b>	<b>—</b>



**Form 26861 — 419100CB7-Attrition Cadet Class**  
**Means of Financing**

	Amount
STATE GENERAL FUND (Direct)	3,954,719
STATE GENERAL FUND BY:	—
INTERAGENCY TRANSFERS	—
FEES & SELF-GENERATED	—
STATUTORY DEDICATIONS	—
FEDERAL FUNDS	—
<b>TOTAL MEANS OF FINANCING</b>	<b>\$3,954,719</b>

**Expenditures**

	Amount
Salaries	67,500
Other Compensation	—
Related Benefits	73,879
<b>TOTAL PERSONAL SERVICES</b>	<b>\$141,379</b>
Travel	—
Operating Services	533,187
Supplies	567,500
<b>TOTAL OPERATING EXPENSES</b>	<b>\$1,100,687</b>
<b>PROFESSIONAL SERVICES</b>	<b>\$68,350</b>
Other Charges	—
Debt Service	—
Interagency Transfers	771,763
<b>TOTAL OTHER CHARGES</b>	<b>\$771,763</b>
Acquisitions	1,872,540
Major Repairs	—
<b>TOTAL ACQ. &amp; MAJOR REPAIRS</b>	<b>\$1,872,540</b>
<b>TOTAL EXPENDITURES</b>	<b>\$3,954,719</b>

**Positions**

	FTE
Classified	—
Unclassified	—
<b>TOTAL AUTHORIZED T.O. POSITIONS</b>	<b>—</b>
<b>TOTAL AUTHORIZED OTHER CHARGES POSITIONS</b>	<b>—</b>
<b>TOTAL NON-T.O. FTE POSITIONS</b>	<b>—</b>

Continuation Budget Adjustments - Summarized

Total Agency  
Request Type: WORKLOAD

Form 26887 — 419100CB7-Troop B -Mechanic 4

Means of Financing

	Amount
STATE GENERAL FUND (Direct)	113,601
STATE GENERAL FUND BY:	—
INTERAGENCY TRANSFERS	—
FEES & SELF-GENERATED	—
STATUTORY DEDICATIONS	—
FEDERAL FUNDS	—
<b>TOTAL MEANS OF FINANCING</b>	<b>\$113,601</b>

Expenditures

	Amount
Salaries	65,582
Other Compensation	—
Related Benefits	40,709
<b>TOTAL PERSONAL SERVICES</b>	<b>\$106,291</b>
Travel	—
Operating Services	300
Supplies	300
<b>TOTAL OPERATING EXPENSES</b>	<b>\$600</b>
<b>PROFESSIONAL SERVICES</b>	<b>—</b>
Other Charges	—
Debt Service	—
Interagency Transfers	1,110
<b>TOTAL OTHER CHARGES</b>	<b>\$1,110</b>
Acquisitions	5,600
Major Repairs	—
<b>TOTAL ACQ. &amp; MAJOR REPAIRS</b>	<b>\$5,600</b>
<b>TOTAL EXPENDITURES</b>	<b>\$113,601</b>

Positions

	FTE
Classified	1
Unclassified	—
<b>TOTAL AUTHORIZED T.O. POSITIONS</b>	<b>1</b>
<b>TOTAL AUTHORIZED OTHER CHARGES POSITIONS</b>	<b>—</b>
<b>TOTAL NON-T.O. FTE POSITIONS</b>	<b>—</b>

Continuation Budget Adjustments - Summarized

Total Agency  
Request Type: WORKLOAD

Form 28283 — 419300-Crime Lab T0

Means of Financing

	Amount
STATE GENERAL FUND (Direct)	638,233
STATE GENERAL FUND BY:	—
INTERAGENCY TRANSFERS	—
FEES & SELF-GENERATED	—
STATUTORY DEDICATIONS	—
FEDERAL FUNDS	—
<b>TOTAL MEANS OF FINANCING</b>	<b>\$638,233</b>

Expenditures

	Amount
Salaries	389,479
Other Compensation	—
Related Benefits	232,204
<b>TOTAL PERSONAL SERVICES</b>	<b>\$621,683</b>
Travel	—
Operating Services	1,500
Supplies	1,500
<b>TOTAL OPERATING EXPENSES</b>	<b>\$3,000</b>
<b>PROFESSIONAL SERVICES</b>	<b>—</b>
Other Charges	—
Debt Service	—
Interagency Transfers	5,550
<b>TOTAL OTHER CHARGES</b>	<b>\$5,550</b>
Acquisitions	8,000
Major Repairs	—
<b>TOTAL ACQ. &amp; MAJOR REPAIRS</b>	<b>\$8,000</b>
<b>TOTAL EXPENDITURES</b>	<b>\$638,233</b>

Positions

	FTE
Classified	5
Unclassified	—
<b>TOTAL AUTHORIZED T.O. POSITIONS</b>	<b>5</b>
<b>TOTAL AUTHORIZED OTHER CHARGES POSITIONS</b>	<b>—</b>
<b>TOTAL NON-T.O. FTE POSITIONS</b>	<b>—</b>

Continuation Budget Adjustments - Summarized

Total Agency  
Request Type: WORKLOAD

**Form 28402 — 419300 - Police Supply TO**  
**Means of Financing**

	Amount
STATE GENERAL FUND (Direct)	281,773
STATE GENERAL FUND BY:	—
INTERAGENCY TRANSFERS	—
FEES & SELF-GENERATED	—
STATUTORY DEDICATIONS	—
FEDERAL FUNDS	—
<b>TOTAL MEANS OF FINANCING</b>	<b>\$281,773</b>

**Expenditures**

	Amount
Salaries	166,462
Other Compensation	—
Related Benefits	110,181
<b>TOTAL PERSONAL SERVICES</b>	<b>\$276,643</b>
Travel	—
Operating Services	900
Supplies	900
<b>TOTAL OPERATING EXPENSES</b>	<b>\$1,800</b>
<b>PROFESSIONAL SERVICES</b>	—
Other Charges	—
Debt Service	—
Interagency Transfers	3,330
<b>TOTAL OTHER CHARGES</b>	<b>\$3,330</b>
Acquisitions	—
Major Repairs	—
<b>TOTAL ACQ. &amp; MAJOR REPAIRS</b>	—
<b>TOTAL EXPENDITURES</b>	<b>\$281,773</b>

**Positions**

	FTE
Classified	3
Unclassified	—
<b>TOTAL AUTHORIZED T.O. POSITIONS</b>	<b>3</b>
<b>TOTAL AUTHORIZED OTHER CHARGES POSITIONS</b>	—
<b>TOTAL NON-T.O. FTE POSITIONS</b>	—

**Form 26619 — 419200CB8-ISS Travel/Roof Replacement**

**Means of Financing**

	Amount
STATE GENERAL FUND (Direct)	168,000
STATE GENERAL FUND BY:	—
INTERAGENCY TRANSFERS	—
FEES & SELF-GENERATED	—
STATUTORY DEDICATIONS	—
FEDERAL FUNDS	—
<b>TOTAL MEANS OF FINANCING</b>	<b>\$168,000</b>

**Expenditures**

	Amount
Salaries	—
Other Compensation	—
Related Benefits	—
<b>TOTAL PERSONAL SERVICES</b>	<b>—</b>
Travel	40,000
Operating Services	—
Supplies	—
<b>TOTAL OPERATING EXPENSES</b>	<b>\$40,000</b>
<b>PROFESSIONAL SERVICES</b>	<b>—</b>
Other Charges	—
Debt Service	—
Interagency Transfers	—
<b>TOTAL OTHER CHARGES</b>	<b>—</b>
Acquisitions	—
Major Repairs	128,000
<b>TOTAL ACQ. &amp; MAJOR REPAIRS</b>	<b>\$128,000</b>
<b>TOTAL EXPENDITURES</b>	<b>\$168,000</b>

**Positions**

	FTE
Classified	—
Unclassified	—
<b>TOTAL AUTHORIZED T.O. POSITIONS</b>	<b>—</b>
<b>TOTAL AUTHORIZED OTHER CHARGES POSITIONS</b>	<b>—</b>
<b>TOTAL NON-T.O. FTE POSITIONS</b>	<b>—</b>

**Form 26932 — 419100CB8-Troop B Generator**

**Means of Financing**

	Amount
STATE GENERAL FUND (Direct)	57,000
STATE GENERAL FUND BY:	—
INTERAGENCY TRANSFERS	—
FEES & SELF-GENERATED	—
STATUTORY DEDICATIONS	—
FEDERAL FUNDS	—
<b>TOTAL MEANS OF FINANCING</b>	<b>\$57,000</b>

**Expenditures**

	Amount
Salaries	—
Other Compensation	—
Related Benefits	—
<b>TOTAL PERSONAL SERVICES</b>	<b>—</b>
Travel	—
Operating Services	—
Supplies	—
<b>TOTAL OPERATING EXPENSES</b>	<b>—</b>
<b>PROFESSIONAL SERVICES</b>	<b>—</b>
Other Charges	—
Debt Service	—
Interagency Transfers	—
<b>TOTAL OTHER CHARGES</b>	<b>—</b>
Acquisitions	—
Major Repairs	57,000
<b>TOTAL ACQ. &amp; MAJOR REPAIRS</b>	<b>\$57,000</b>
<b>TOTAL EXPENDITURES</b>	<b>\$57,000</b>

**Positions**

	FTE
Classified	—
Unclassified	—
<b>TOTAL AUTHORIZED T.O. POSITIONS</b>	<b>—</b>
<b>TOTAL AUTHORIZED OTHER CHARGES POSITIONS</b>	<b>—</b>
<b>TOTAL NON-T.O. FTE POSITIONS</b>	<b>—</b>

**Continuation Budget Adjustments - Summarized**

**Total Agency  
Request Type: OTHER**

**Form 26939 — 419100CB8-Troop C-Needs**

**Means of Financing**

	<b>Amount</b>
STATE GENERAL FUND (Direct)	233,105
STATE GENERAL FUND BY:	—
INTERAGENCY TRANSFERS	—
FEES & SELF-GENERATED	—
STATUTORY DEDICATIONS	—
FEDERAL FUNDS	—
<b>TOTAL MEANS OF FINANCING</b>	<b>\$233,105</b>

**Expenditures**

	<b>Amount</b>
Salaries	—
Other Compensation	—
Related Benefits	—
<b>TOTAL PERSONAL SERVICES</b>	<b>—</b>
Travel	—
Operating Services	—
Supplies	—
<b>TOTAL OPERATING EXPENSES</b>	<b>—</b>
<b>PROFESSIONAL SERVICES</b>	<b>—</b>
Other Charges	—
Debt Service	—
Interagency Transfers	—
<b>TOTAL OTHER CHARGES</b>	<b>—</b>
Acquisitions	—
Major Repairs	233,105
<b>TOTAL ACQ. &amp; MAJOR REPAIRS</b>	<b>\$233,105</b>
<b>TOTAL EXPENDITURES</b>	<b>\$233,105</b>

**Positions**

	<b>FTE</b>
Classified	—
Unclassified	—
<b>TOTAL AUTHORIZED T.O. POSITIONS</b>	<b>—</b>
<b>TOTAL AUTHORIZED OTHER CHARGES POSITIONS</b>	<b>—</b>
<b>TOTAL NON-T.O. FTE POSITIONS</b>	<b>—</b>

**Form 26942 — 419100CB8-Troop E-Roof Replacement**

**Means of Financing**

	Amount
STATE GENERAL FUND (Direct)	175,000
STATE GENERAL FUND BY:	—
INTERAGENCY TRANSFERS	—
FEES & SELF-GENERATED	—
STATUTORY DEDICATIONS	—
FEDERAL FUNDS	—
<b>TOTAL MEANS OF FINANCING</b>	<b>\$175,000</b>

**Expenditures**

	Amount
Salaries	—
Other Compensation	—
Related Benefits	—
<b>TOTAL PERSONAL SERVICES</b>	<b>—</b>
Travel	—
Operating Services	—
Supplies	—
<b>TOTAL OPERATING EXPENSES</b>	<b>—</b>
<b>PROFESSIONAL SERVICES</b>	<b>—</b>
Other Charges	—
Debt Service	—
Interagency Transfers	—
<b>TOTAL OTHER CHARGES</b>	<b>—</b>
Acquisitions	—
Major Repairs	175,000
<b>TOTAL ACQ. &amp; MAJOR REPAIRS</b>	<b>\$175,000</b>
<b>TOTAL EXPENDITURES</b>	<b>\$175,000</b>

**Positions**

	FTE
Classified	—
Unclassified	—
<b>TOTAL AUTHORIZED T.O. POSITIONS</b>	<b>—</b>
<b>TOTAL AUTHORIZED OTHER CHARGES POSITIONS</b>	<b>—</b>
<b>TOTAL NON-T.O. FTE POSITIONS</b>	<b>—</b>



**Form 26950 — 419100CB8-Troop F-Roof Replacement**

**Means of Financing**

	Amount
STATE GENERAL FUND (Direct)	300,000
STATE GENERAL FUND BY:	—
INTERAGENCY TRANSFERS	—
FEES & SELF-GENERATED	—
STATUTORY DEDICATIONS	—
FEDERAL FUNDS	—
<b>TOTAL MEANS OF FINANCING</b>	<b>\$300,000</b>

**Expenditures**

	Amount
Salaries	—
Other Compensation	—
Related Benefits	—
<b>TOTAL PERSONAL SERVICES</b>	<b>—</b>
Travel	—
Operating Services	—
Supplies	—
<b>TOTAL OPERATING EXPENSES</b>	<b>—</b>
<b>PROFESSIONAL SERVICES</b>	<b>—</b>
Other Charges	—
Debt Service	—
Interagency Transfers	—
<b>TOTAL OTHER CHARGES</b>	<b>—</b>
Acquisitions	—
Major Repairs	300,000
<b>TOTAL ACQ. &amp; MAJOR REPAIRS</b>	<b>\$300,000</b>
<b>TOTAL EXPENDITURES</b>	<b>\$300,000</b>

**Positions**

	FTE
Classified	—
Unclassified	—
<b>TOTAL AUTHORIZED T.O. POSITIONS</b>	<b>—</b>
<b>TOTAL AUTHORIZED OTHER CHARGES POSITIONS</b>	<b>—</b>
<b>TOTAL NON-T.O. FTE POSITIONS</b>	<b>—</b>

**Form 26952 — 419100CB8-Troop G Parking Canopy Replacement**  
**Means of Financing**

	Amount
STATE GENERAL FUND (Direct)	190,000
STATE GENERAL FUND BY:	—
INTERAGENCY TRANSFERS	—
FEES & SELF-GENERATED	—
STATUTORY DEDICATIONS	—
FEDERAL FUNDS	—
<b>TOTAL MEANS OF FINANCING</b>	<b>\$190,000</b>

**Expenditures**

	Amount
Salaries	—
Other Compensation	—
Related Benefits	—
<b>TOTAL PERSONAL SERVICES</b>	<b>—</b>
Travel	—
Operating Services	—
Supplies	—
<b>TOTAL OPERATING EXPENSES</b>	<b>—</b>
<b>PROFESSIONAL SERVICES</b>	<b>—</b>
Other Charges	—
Debt Service	—
Interagency Transfers	—
<b>TOTAL OTHER CHARGES</b>	<b>—</b>
Acquisitions	—
Major Repairs	190,000
<b>TOTAL ACQ. &amp; MAJOR REPAIRS</b>	<b>\$190,000</b>
<b>TOTAL EXPENDITURES</b>	<b>\$190,000</b>

**Positions**

	FTE
Classified	—
Unclassified	—
<b>TOTAL AUTHORIZED T.O. POSITIONS</b>	<b>—</b>
<b>TOTAL AUTHORIZED OTHER CHARGES POSITIONS</b>	<b>—</b>
<b>TOTAL NON-T.O. FTE POSITIONS</b>	<b>—</b>

**Form 26955 — 419100CB8-Troop L Needs**  
**Means of Financing**

	Amount
STATE GENERAL FUND (Direct)	175,000
STATE GENERAL FUND BY:	—
INTERAGENCY TRANSFERS	—
FEES & SELF-GENERATED	—
STATUTORY DEDICATIONS	—
FEDERAL FUNDS	—
<b>TOTAL MEANS OF FINANCING</b>	<b>\$175,000</b>

**Expenditures**

	Amount
Salaries	—
Other Compensation	—
Related Benefits	—
<b>TOTAL PERSONAL SERVICES</b>	<b>—</b>
Travel	—
Operating Services	—
Supplies	—
<b>TOTAL OPERATING EXPENSES</b>	<b>—</b>
<b>PROFESSIONAL SERVICES</b>	<b>—</b>
Other Charges	—
Debt Service	—
Interagency Transfers	—
<b>TOTAL OTHER CHARGES</b>	<b>—</b>
Acquisitions	—
Major Repairs	175,000
<b>TOTAL ACQ. &amp; MAJOR REPAIRS</b>	<b>\$175,000</b>
<b>TOTAL EXPENDITURES</b>	<b>\$175,000</b>

**Positions**

	FTE
Classified	—
Unclassified	—
<b>TOTAL AUTHORIZED T.O. POSITIONS</b>	<b>—</b>
<b>TOTAL AUTHORIZED OTHER CHARGES POSITIONS</b>	<b>—</b>
<b>TOTAL NON-T.O. FTE POSITIONS</b>	<b>—</b>

**Form 26956 — 419100CB8-Troop L Roof Replacement**

**Means of Financing**

	Amount
STATE GENERAL FUND (Direct)	100,000
STATE GENERAL FUND BY:	—
INTERAGENCY TRANSFERS	—
FEES & SELF-GENERATED	—
STATUTORY DEDICATIONS	—
FEDERAL FUNDS	—
<b>TOTAL MEANS OF FINANCING</b>	<b>\$100,000</b>

**Expenditures**

	Amount
Salaries	—
Other Compensation	—
Related Benefits	—
<b>TOTAL PERSONAL SERVICES</b>	<b>—</b>
Travel	—
Operating Services	—
Supplies	—
<b>TOTAL OPERATING EXPENSES</b>	<b>—</b>
<b>PROFESSIONAL SERVICES</b>	<b>—</b>
Other Charges	—
Debt Service	—
Interagency Transfers	—
<b>TOTAL OTHER CHARGES</b>	<b>—</b>
Acquisitions	—
Major Repairs	100,000
<b>TOTAL ACQ. &amp; MAJOR REPAIRS</b>	<b>\$100,000</b>
<b>TOTAL EXPENDITURES</b>	<b>\$100,000</b>

**Positions**

	FTE
Classified	—
Unclassified	—
<b>TOTAL AUTHORIZED T.O. POSITIONS</b>	<b>—</b>
<b>TOTAL AUTHORIZED OTHER CHARGES POSITIONS</b>	<b>—</b>
<b>TOTAL NON-T.O. FTE POSITIONS</b>	<b>—</b>

**Form 26998 — 419100CB8-ESU Bomb Suits -Robotic Platform**

**Means of Financing**

	Amount
STATE GENERAL FUND (Direct)	810,868
STATE GENERAL FUND BY:	—
INTERAGENCY TRANSFERS	—
FEES & SELF-GENERATED	—
STATUTORY DEDICATIONS	—
FEDERAL FUNDS	—
<b>TOTAL MEANS OF FINANCING</b>	<b>\$810,868</b>

**Expenditures**

	Amount
Salaries	—
Other Compensation	—
Related Benefits	—
<b>TOTAL PERSONAL SERVICES</b>	<b>—</b>
Travel	—
Operating Services	—
Supplies	—
<b>TOTAL OPERATING EXPENSES</b>	<b>—</b>
<b>PROFESSIONAL SERVICES</b>	<b>—</b>
Other Charges	—
Debt Service	—
Interagency Transfers	—
<b>TOTAL OTHER CHARGES</b>	<b>—</b>
Acquisitions	810,868
Major Repairs	—
<b>TOTAL ACQ. &amp; MAJOR REPAIRS</b>	<b>\$810,868</b>
<b>TOTAL EXPENDITURES</b>	<b>\$810,868</b>

**Positions**

	FTE
Classified	—
Unclassified	—
<b>TOTAL AUTHORIZED T.O. POSITIONS</b>	<b>—</b>
<b>TOTAL AUTHORIZED OTHER CHARGES POSITIONS</b>	<b>—</b>
<b>TOTAL NON-T.O. FTE POSITIONS</b>	<b>—</b>

**Form 27000 — 419100CB8-Motorcycle Safety Section Needs**

**Means of Financing**

	Amount
STATE GENERAL FUND (Direct)	—
STATE GENERAL FUND BY:	—
INTERAGENCY TRANSFERS	—
FEES & SELF-GENERATED	27,813
STATUTORY DEDICATIONS	—
FEDERAL FUNDS	—
<b>TOTAL MEANS OF FINANCING</b>	<b>\$27,813</b>

**Expenditures**

	Amount
Salaries	—
Other Compensation	—
Related Benefits	—
<b>TOTAL PERSONAL SERVICES</b>	<b>—</b>
Travel	—
Operating Services	27,813
Supplies	—
<b>TOTAL OPERATING EXPENSES</b>	<b>\$27,813</b>
<b>PROFESSIONAL SERVICES</b>	<b>—</b>
Other Charges	—
Debt Service	—
Interagency Transfers	—
<b>TOTAL OTHER CHARGES</b>	<b>—</b>
Acquisitions	—
Major Repairs	—
<b>TOTAL ACQ. &amp; MAJOR REPAIRS</b>	<b>—</b>
<b>TOTAL EXPENDITURES</b>	<b>\$27,813</b>

**Positions**

	FTE
Classified	—
Unclassified	—
<b>TOTAL AUTHORIZED T.O. POSITIONS</b>	<b>—</b>
<b>TOTAL AUTHORIZED OTHER CHARGES POSITIONS</b>	<b>—</b>
<b>TOTAL NON-T.O. FTE POSITIONS</b>	<b>—</b>

**Form 28443 — 419300CB8 - Air Support**  
**Means of Financing**

	Amount
STATE GENERAL FUND (Direct)	6,243,983
STATE GENERAL FUND BY:	—
INTERAGENCY TRANSFERS	—
FEES & SELF-GENERATED	—
STATUTORY DEDICATIONS	—
FEDERAL FUNDS	—
<b>TOTAL MEANS OF FINANCING</b>	<b>\$6,243,983</b>

**Expenditures**

	Amount
Salaries	—
Other Compensation	—
Related Benefits	—
<b>TOTAL PERSONAL SERVICES</b>	<b>—</b>
Travel	125,000
Operating Services	6,038,983
Supplies	—
<b>TOTAL OPERATING EXPENSES</b>	<b>\$6,163,983</b>
<b>PROFESSIONAL SERVICES</b>	<b>—</b>
Other Charges	—
Debt Service	—
Interagency Transfers	—
<b>TOTAL OTHER CHARGES</b>	<b>—</b>
Acquisitions	—
Major Repairs	80,000
<b>TOTAL ACQ. &amp; MAJOR REPAIRS</b>	<b>\$80,000</b>
<b>TOTAL EXPENDITURES</b>	<b>\$6,243,983</b>

**Positions**

	FTE
Classified	—
Unclassified	—
<b>TOTAL AUTHORIZED T.O. POSITIONS</b>	<b>—</b>
<b>TOTAL AUTHORIZED OTHER CHARGES POSITIONS</b>	<b>—</b>
<b>TOTAL NON-T.O. FTE POSITIONS</b>	<b>—</b>

**Form 28451 — 419300CB8 - Capitol Detail**

**Means of Financing**

	Amount
STATE GENERAL FUND (Direct)	14,700
STATE GENERAL FUND BY:	—
INTERAGENCY TRANSFERS	—
FEES & SELF-GENERATED	—
STATUTORY DEDICATIONS	—
FEDERAL FUNDS	—
<b>TOTAL MEANS OF FINANCING</b>	<b>\$14,700</b>

**Expenditures**

	Amount
Salaries	—
Other Compensation	—
Related Benefits	—
<b>TOTAL PERSONAL SERVICES</b>	<b>—</b>
Travel	—
Operating Services	14,700
Supplies	—
<b>TOTAL OPERATING EXPENSES</b>	<b>\$14,700</b>
<b>PROFESSIONAL SERVICES</b>	<b>—</b>
Other Charges	—
Debt Service	—
Interagency Transfers	—
<b>TOTAL OTHER CHARGES</b>	<b>—</b>
Acquisitions	—
Major Repairs	—
<b>TOTAL ACQ. &amp; MAJOR REPAIRS</b>	<b>—</b>
<b>TOTAL EXPENDITURES</b>	<b>\$14,700</b>

**Positions**

	FTE
Classified	—
Unclassified	—
<b>TOTAL AUTHORIZED T.O. POSITIONS</b>	<b>—</b>
<b>TOTAL AUTHORIZED OTHER CHARGES POSITIONS</b>	<b>—</b>
<b>TOTAL NON-T.O. FTE POSITIONS</b>	<b>—</b>



**Form 28458 — 419300CB8 - LWIN**

**Means of Financing**

	Amount
STATE GENERAL FUND (Direct)	—
STATE GENERAL FUND BY:	—
INTERAGENCY TRANSFERS	3,496,361
FEES & SELF-GENERATED	—
STATUTORY DEDICATIONS	—
FEDERAL FUNDS	—
<b>TOTAL MEANS OF FINANCING</b>	<b>\$3,496,361</b>

**Expenditures**

	Amount
Salaries	—
Other Compensation	—
Related Benefits	—
<b>TOTAL PERSONAL SERVICES</b>	<b>—</b>
Travel	49,988
Operating Services	—
Supplies	—
<b>TOTAL OPERATING EXPENSES</b>	<b>\$49,988</b>
<b>PROFESSIONAL SERVICES</b>	<b>—</b>
Other Charges	3,446,373
Debt Service	—
Interagency Transfers	—
<b>TOTAL OTHER CHARGES</b>	<b>\$3,446,373</b>
Acquisitions	—
Major Repairs	—
<b>TOTAL ACQ. &amp; MAJOR REPAIRS</b>	<b>—</b>
<b>TOTAL EXPENDITURES</b>	<b>\$3,496,361</b>

**Positions**

	FTE
Classified	—
Unclassified	—
<b>TOTAL AUTHORIZED T.O. POSITIONS</b>	<b>—</b>
<b>TOTAL AUTHORIZED OTHER CHARGES POSITIONS</b>	<b>—</b>
<b>TOTAL NON-T.O. FTE POSITIONS</b>	<b>—</b>

**Form 28463 — 419300CB8 - TBS**

**Means of Financing**

	Amount
STATE GENERAL FUND (Direct)	512,000
STATE GENERAL FUND BY:	—
INTERAGENCY TRANSFERS	—
FEES & SELF-GENERATED	—
STATUTORY DEDICATIONS	—
FEDERAL FUNDS	—
<b>TOTAL MEANS OF FINANCING</b>	<b>\$512,000</b>

**Expenditures**

	Amount
Salaries	—
Other Compensation	—
Related Benefits	—
<b>TOTAL PERSONAL SERVICES</b>	<b>—</b>
Travel	100,000
Operating Services	350,000
Supplies	—
<b>TOTAL OPERATING EXPENSES</b>	<b>\$450,000</b>
<b>PROFESSIONAL SERVICES</b>	<b>—</b>
Other Charges	—
Debt Service	—
Interagency Transfers	—
<b>TOTAL OTHER CHARGES</b>	<b>—</b>
Acquisitions	12,000
Major Repairs	50,000
<b>TOTAL ACQ. &amp; MAJOR REPAIRS</b>	<b>\$62,000</b>
<b>TOTAL EXPENDITURES</b>	<b>\$512,000</b>

**Positions**

	FTE
Classified	—
Unclassified	—
<b>TOTAL AUTHORIZED T.O. POSITIONS</b>	<b>—</b>
<b>TOTAL AUTHORIZED OTHER CHARGES POSITIONS</b>	<b>—</b>
<b>TOTAL NON-T.O. FTE POSITIONS</b>	<b>—</b>

Continuation Budget Adjustments - Summarized

Total Agency  
Request Type: OTHER

Form 28468 — 419300CB8 - Crisis Response

Means of Financing

	Amount
STATE GENERAL FUND (Direct)	772,109
STATE GENERAL FUND BY:	—
INTERAGENCY TRANSFERS	—
FEES & SELF-GENERATED	—
STATUTORY DEDICATIONS	—
FEDERAL FUNDS	—
<b>TOTAL MEANS OF FINANCING</b>	<b>\$772,109</b>

Expenditures

	Amount
Salaries	—
Other Compensation	—
Related Benefits	—
<b>TOTAL PERSONAL SERVICES</b>	<b>—</b>
Travel	—
Operating Services	772,109
Supplies	—
<b>TOTAL OPERATING EXPENSES</b>	<b>\$772,109</b>
<b>PROFESSIONAL SERVICES</b>	<b>—</b>
Other Charges	—
Debt Service	—
Interagency Transfers	—
<b>TOTAL OTHER CHARGES</b>	<b>—</b>
Acquisitions	—
Major Repairs	—
<b>TOTAL ACQ. &amp; MAJOR REPAIRS</b>	<b>—</b>
<b>TOTAL EXPENDITURES</b>	<b>\$772,109</b>

Positions

	FTE
Classified	—
Unclassified	—
<b>TOTAL AUTHORIZED T.O. POSITIONS</b>	<b>—</b>
<b>TOTAL AUTHORIZED OTHER CHARGES POSITIONS</b>	<b>—</b>
<b>TOTAL NON-T.O. FTE POSITIONS</b>	<b>—</b>

Continuation Budget Adjustments - Summarized

Total Agency  
Request Type: OTHER

**Form 28470 — 419300CB8 - Police Supply**  
**Means of Financing**

	Amount
STATE GENERAL FUND (Direct)	1,075,600
STATE GENERAL FUND BY:	—
INTERAGENCY TRANSFERS	—
FEES & SELF-GENERATED	—
STATUTORY DEDICATIONS	—
FEDERAL FUNDS	—
<b>TOTAL MEANS OF FINANCING</b>	<b>\$1,075,600</b>

**Expenditures**

	Amount
Salaries	—
Other Compensation	—
Related Benefits	—
<b>TOTAL PERSONAL SERVICES</b>	<b>—</b>
Travel	—
Operating Services	—
Supplies	1,075,600
<b>TOTAL OPERATING EXPENSES</b>	<b>\$1,075,600</b>
<b>PROFESSIONAL SERVICES</b>	<b>—</b>
Other Charges	—
Debt Service	—
Interagency Transfers	—
<b>TOTAL OTHER CHARGES</b>	<b>—</b>
Acquisitions	—
Major Repairs	—
<b>TOTAL ACQ. &amp; MAJOR REPAIRS</b>	<b>—</b>
<b>TOTAL EXPENDITURES</b>	<b>\$1,075,600</b>

**Positions**

	FTE
Classified	—
Unclassified	—
<b>TOTAL AUTHORIZED T.O. POSITIONS</b>	<b>—</b>
<b>TOTAL AUTHORIZED OTHER CHARGES POSITIONS</b>	<b>—</b>
<b>TOTAL NON-T.O. FTE POSITIONS</b>	<b>—</b>

**Form 28472 — 419300CB8 - Fleet Replacement**

**Means of Financing**

	Amount
STATE GENERAL FUND (Direct)	2,879,831
STATE GENERAL FUND BY:	—
INTERAGENCY TRANSFERS	—
FEES & SELF-GENERATED	—
STATUTORY DEDICATIONS	—
FEDERAL FUNDS	—
<b>TOTAL MEANS OF FINANCING</b>	<b>\$2,879,831</b>

**Expenditures**

	Amount
Salaries	—
Other Compensation	—
Related Benefits	—
<b>TOTAL PERSONAL SERVICES</b>	<b>—</b>
Travel	—
Operating Services	2,879,831
Supplies	—
<b>TOTAL OPERATING EXPENSES</b>	<b>\$2,879,831</b>
<b>PROFESSIONAL SERVICES</b>	<b>—</b>
Other Charges	—
Debt Service	—
Interagency Transfers	—
<b>TOTAL OTHER CHARGES</b>	<b>—</b>
Acquisitions	—
Major Repairs	—
<b>TOTAL ACQ. &amp; MAJOR REPAIRS</b>	<b>—</b>
<b>TOTAL EXPENDITURES</b>	<b>\$2,879,831</b>

**Positions**

	FTE
Classified	—
Unclassified	—
<b>TOTAL AUTHORIZED T.O. POSITIONS</b>	<b>—</b>
<b>TOTAL AUTHORIZED OTHER CHARGES POSITIONS</b>	<b>—</b>
<b>TOTAL NON-T.O. FTE POSITIONS</b>	<b>—</b>

**Form 28475 — 419300CB8 - CRIME LAB RDNA**

**Means of Financing**

	Amount
STATE GENERAL FUND (Direct)	1,301,680
STATE GENERAL FUND BY:	—
INTERAGENCY TRANSFERS	—
FEES & SELF-GENERATED	—
STATUTORY DEDICATIONS	—
FEDERAL FUNDS	—
<b>TOTAL MEANS OF FINANCING</b>	<b>\$1,301,680</b>

**Expenditures**

	Amount
Salaries	—
Other Compensation	—
Related Benefits	—
<b>TOTAL PERSONAL SERVICES</b>	<b>—</b>
Travel	—
Operating Services	—
Supplies	—
<b>TOTAL OPERATING EXPENSES</b>	<b>—</b>
<b>PROFESSIONAL SERVICES</b>	<b>—</b>
Other Charges	1,301,680
Debt Service	—
Interagency Transfers	—
<b>TOTAL OTHER CHARGES</b>	<b>\$1,301,680</b>
Acquisitions	—
Major Repairs	—
<b>TOTAL ACQ. &amp; MAJOR REPAIRS</b>	<b>—</b>
<b>TOTAL EXPENDITURES</b>	<b>\$1,301,680</b>

**Positions**

	FTE
Classified	—
Unclassified	—
<b>TOTAL AUTHORIZED T.O. POSITIONS</b>	<b>—</b>
<b>TOTAL AUTHORIZED OTHER CHARGES POSITIONS</b>	<b>—</b>
<b>TOTAL NON-T.O. FTE POSITIONS</b>	<b>—</b>

**Form 28527 — 419300CB8-Public Affairs Recruiting**  
**Means of Financing**

	Amount
STATE GENERAL FUND (Direct)	300,000
STATE GENERAL FUND BY:	—
INTERAGENCY TRANSFERS	—
FEES & SELF-GENERATED	—
STATUTORY DEDICATIONS	—
FEDERAL FUNDS	—
<b>TOTAL MEANS OF FINANCING</b>	<b>\$300,000</b>

**Expenditures**

	Amount
Salaries	—
Other Compensation	—
Related Benefits	—
<b>TOTAL PERSONAL SERVICES</b>	<b>—</b>
Travel	—
Operating Services	300,000
Supplies	—
<b>TOTAL OPERATING EXPENSES</b>	<b>\$300,000</b>
<b>PROFESSIONAL SERVICES</b>	<b>—</b>
Other Charges	—
Debt Service	—
Interagency Transfers	—
<b>TOTAL OTHER CHARGES</b>	<b>—</b>
Acquisitions	—
Major Repairs	—
<b>TOTAL ACQ. &amp; MAJOR REPAIRS</b>	<b>—</b>
<b>TOTAL EXPENDITURES</b>	<b>\$300,000</b>

**Positions**

	FTE
Classified	—
Unclassified	—
<b>TOTAL AUTHORIZED T.O. POSITIONS</b>	<b>—</b>
<b>TOTAL AUTHORIZED OTHER CHARGES POSITIONS</b>	<b>—</b>
<b>TOTAL NON-T.O. FTE POSITIONS</b>	<b>—</b>

**Form 28528 — 419300CB8-JESTC**

**Means of Financing**

	Amount
STATE GENERAL FUND (Direct)	280,000
STATE GENERAL FUND BY:	—
INTERAGENCY TRANSFERS	—
FEES & SELF-GENERATED	—
STATUTORY DEDICATIONS	—
FEDERAL FUNDS	—
<b>TOTAL MEANS OF FINANCING</b>	<b>\$280,000</b>

**Expenditures**

	Amount
Salaries	—
Other Compensation	—
Related Benefits	—
<b>TOTAL PERSONAL SERVICES</b>	<b>—</b>
Travel	—
Operating Services	—
Supplies	—
<b>TOTAL OPERATING EXPENSES</b>	<b>—</b>
<b>PROFESSIONAL SERVICES</b>	<b>—</b>
Other Charges	—
Debt Service	—
Interagency Transfers	—
<b>TOTAL OTHER CHARGES</b>	<b>—</b>
Acquisitions	98,000
Major Repairs	182,000
<b>TOTAL ACQ. &amp; MAJOR REPAIRS</b>	<b>\$280,000</b>
<b>TOTAL EXPENDITURES</b>	<b>\$280,000</b>

**Positions**

	FTE
Classified	—
Unclassified	—
<b>TOTAL AUTHORIZED T.O. POSITIONS</b>	<b>—</b>
<b>TOTAL AUTHORIZED OTHER CHARGES POSITIONS</b>	<b>—</b>
<b>TOTAL NON-T.O. FTE POSITIONS</b>	<b>—</b>



**Form 28529 — 419300CB8 - Training Academy**

**Means of Financing**

	Amount
STATE GENERAL FUND (Direct)	383,880
STATE GENERAL FUND BY:	—
INTERAGENCY TRANSFERS	—
FEES & SELF-GENERATED	—
STATUTORY DEDICATIONS	—
FEDERAL FUNDS	—
<b>TOTAL MEANS OF FINANCING</b>	<b>\$383,880</b>

**Expenditures**

	Amount
Salaries	—
Other Compensation	—
Related Benefits	—
<b>TOTAL PERSONAL SERVICES</b>	<b>—</b>
Travel	—
Operating Services	—
Supplies	—
<b>TOTAL OPERATING EXPENSES</b>	<b>—</b>
<b>PROFESSIONAL SERVICES</b>	<b>—</b>
Other Charges	—
Debt Service	—
Interagency Transfers	—
<b>TOTAL OTHER CHARGES</b>	<b>—</b>
Acquisitions	—
Major Repairs	383,880
<b>TOTAL ACQ. &amp; MAJOR REPAIRS</b>	<b>\$383,880</b>
<b>TOTAL EXPENDITURES</b>	<b>\$383,880</b>

**Positions**

	FTE
Classified	—
Unclassified	—
<b>TOTAL AUTHORIZED T.O. POSITIONS</b>	<b>—</b>
<b>TOTAL AUTHORIZED OTHER CHARGES POSITIONS</b>	<b>—</b>
<b>TOTAL NON-T.O. FTE POSITIONS</b>	<b>—</b>

**Form 28530 — 419300CB8-Crime Lab**  
**Means of Financing**

	Amount
STATE GENERAL FUND (Direct)	782,349
STATE GENERAL FUND BY:	—
INTERAGENCY TRANSFERS	—
FEES & SELF-GENERATED	—
STATUTORY DEDICATIONS	—
FEDERAL FUNDS	—
<b>TOTAL MEANS OF FINANCING</b>	<b>\$782,349</b>

**Expenditures**

	Amount
Salaries	—
Other Compensation	—
Related Benefits	—
<b>TOTAL PERSONAL SERVICES</b>	<b>—</b>
Travel	66,730
Operating Services	—
Supplies	—
<b>TOTAL OPERATING EXPENSES</b>	<b>\$66,730</b>
<b>PROFESSIONAL SERVICES</b>	<b>—</b>
Other Charges	—
Debt Service	—
Interagency Transfers	—
<b>TOTAL OTHER CHARGES</b>	<b>—</b>
Acquisitions	715,619
Major Repairs	—
<b>TOTAL ACQ. &amp; MAJOR REPAIRS</b>	<b>\$715,619</b>
<b>TOTAL EXPENDITURES</b>	<b>\$782,349</b>

**Positions**

	FTE
Classified	—
Unclassified	—
<b>TOTAL AUTHORIZED T.O. POSITIONS</b>	<b>—</b>
<b>TOTAL AUTHORIZED OTHER CHARGES POSITIONS</b>	<b>—</b>
<b>TOTAL NON-T.O. FTE POSITIONS</b>	<b>—</b>

**Form 28531 — 419300CB8-Public Affairs Press Studio**

**Means of Financing**

	Amount
STATE GENERAL FUND (Direct)	185,200
STATE GENERAL FUND BY:	—
INTERAGENCY TRANSFERS	—
FEES & SELF-GENERATED	—
STATUTORY DEDICATIONS	—
FEDERAL FUNDS	—
<b>TOTAL MEANS OF FINANCING</b>	<b>\$185,200</b>

**Expenditures**

	Amount
Salaries	—
Other Compensation	—
Related Benefits	—
<b>TOTAL PERSONAL SERVICES</b>	<b>—</b>
Travel	—
Operating Services	—
Supplies	—
<b>TOTAL OPERATING EXPENSES</b>	<b>—</b>
<b>PROFESSIONAL SERVICES</b>	<b>—</b>
Other Charges	—
Debt Service	—
Interagency Transfers	—
<b>TOTAL OTHER CHARGES</b>	<b>—</b>
Acquisitions	13,200
Major Repairs	172,000
<b>TOTAL ACQ. &amp; MAJOR REPAIRS</b>	<b>\$185,200</b>
<b>TOTAL EXPENDITURES</b>	<b>\$185,200</b>

**Positions**

	FTE
Classified	—
Unclassified	—
<b>TOTAL AUTHORIZED T.O. POSITIONS</b>	<b>—</b>
<b>TOTAL AUTHORIZED OTHER CHARGES POSITIONS</b>	<b>—</b>
<b>TOTAL NON-T.O. FTE POSITIONS</b>	<b>—</b>

Continuation Budget Adjustments - Summarized

Total Agency  
Request Type: OTHER

**Form 28532 — 419300-CB8 Fleet various  
Means of Financing**

	Amount
STATE GENERAL FUND (Direct)	256,200
STATE GENERAL FUND BY:	—
INTERAGENCY TRANSFERS	—
FEES & SELF-GENERATED	—
STATUTORY DEDICATIONS	—
FEDERAL FUNDS	—
<b>TOTAL MEANS OF FINANCING</b>	<b>\$256,200</b>

**Expenditures**

	Amount
Salaries	—
Other Compensation	—
Related Benefits	—
<b>TOTAL PERSONAL SERVICES</b>	<b>—</b>
Travel	—
Operating Services	46,200
Supplies	—
<b>TOTAL OPERATING EXPENSES</b>	<b>\$46,200</b>
<b>PROFESSIONAL SERVICES</b>	<b>—</b>
Other Charges	—
Debt Service	—
Interagency Transfers	—
<b>TOTAL OTHER CHARGES</b>	<b>—</b>
Acquisitions	210,000
Major Repairs	—
<b>TOTAL ACQ. &amp; MAJOR REPAIRS</b>	<b>\$210,000</b>
<b>TOTAL EXPENDITURES</b>	<b>\$256,200</b>

**Positions**

	FTE
Classified	—
Unclassified	—
<b>TOTAL AUTHORIZED T.O. POSITIONS</b>	<b>—</b>
<b>TOTAL AUTHORIZED OTHER CHARGES POSITIONS</b>	<b>—</b>
<b>TOTAL NON-T.O. FTE POSITIONS</b>	<b>—</b>

**Form 27063 — 419100CB8T-MCSAP Support Application**

**Means of Financing**

	Amount
STATE GENERAL FUND (Direct)	3,000,000
STATE GENERAL FUND BY:	—
INTERAGENCY TRANSFERS	—
FEES & SELF-GENERATED	—
STATUTORY DEDICATIONS	—
FEDERAL FUNDS	—
<b>TOTAL MEANS OF FINANCING</b>	<b>\$3,000,000</b>

**Expenditures**

	Amount
Salaries	—
Other Compensation	—
Related Benefits	—
<b>TOTAL PERSONAL SERVICES</b>	<b>—</b>
Travel	—
Operating Services	—
Supplies	—
<b>TOTAL OPERATING EXPENSES</b>	<b>—</b>
<b>PROFESSIONAL SERVICES</b>	<b>—</b>
Other Charges	—
Debt Service	—
Interagency Transfers	3,000,000
<b>TOTAL OTHER CHARGES</b>	<b>\$3,000,000</b>
Acquisitions	—
Major Repairs	—
<b>TOTAL ACQ. &amp; MAJOR REPAIRS</b>	<b>—</b>
<b>TOTAL EXPENDITURES</b>	<b>\$3,000,000</b>

**Positions**

	FTE
Classified	—
Unclassified	—
<b>TOTAL AUTHORIZED T.O. POSITIONS</b>	<b>—</b>
<b>TOTAL AUTHORIZED OTHER CHARGES POSITIONS</b>	<b>—</b>
<b>TOTAL NON-T.O. FTE POSITIONS</b>	<b>—</b>

**Form 28412 — 419300T - Air Support**

**Means of Financing**

	Amount
STATE GENERAL FUND (Direct)	423,040
STATE GENERAL FUND BY:	—
INTERAGENCY TRANSFERS	—
FEES & SELF-GENERATED	—
STATUTORY DEDICATIONS	—
FEDERAL FUNDS	—
<b>TOTAL MEANS OF FINANCING</b>	<b>\$423,040</b>

**Expenditures**

	Amount
Salaries	—
Other Compensation	—
Related Benefits	—
<b>TOTAL PERSONAL SERVICES</b>	<b>—</b>
Travel	—
Operating Services	—
Supplies	—
<b>TOTAL OPERATING EXPENSES</b>	<b>—</b>
<b>PROFESSIONAL SERVICES</b>	<b>—</b>
Other Charges	—
Debt Service	—
Interagency Transfers	423,040
<b>TOTAL OTHER CHARGES</b>	<b>\$423,040</b>
Acquisitions	—
Major Repairs	—
<b>TOTAL ACQ. &amp; MAJOR REPAIRS</b>	<b>—</b>
<b>TOTAL EXPENDITURES</b>	<b>\$423,040</b>

**Positions**

	FTE
Classified	—
Unclassified	—
<b>TOTAL AUTHORIZED T.O. POSITIONS</b>	<b>—</b>
<b>TOTAL AUTHORIZED OTHER CHARGES POSITIONS</b>	<b>—</b>
<b>TOTAL NON-T.O. FTE POSITIONS</b>	<b>—</b>

**Form 28421 — 419300CB8T - Internal Affairs**

**Means of Financing**

	Amount
STATE GENERAL FUND (Direct)	670,000
STATE GENERAL FUND BY:	—
INTERAGENCY TRANSFERS	—
FEES & SELF-GENERATED	—
STATUTORY DEDICATIONS	—
FEDERAL FUNDS	—
<b>TOTAL MEANS OF FINANCING</b>	<b>\$670,000</b>

**Expenditures**

	Amount
Salaries	—
Other Compensation	—
Related Benefits	—
<b>TOTAL PERSONAL SERVICES</b>	<b>—</b>
Travel	—
Operating Services	—
Supplies	—
<b>TOTAL OPERATING EXPENSES</b>	<b>—</b>
<b>PROFESSIONAL SERVICES</b>	<b>—</b>
Other Charges	—
Debt Service	—
Interagency Transfers	670,000
<b>TOTAL OTHER CHARGES</b>	<b>\$670,000</b>
Acquisitions	—
Major Repairs	—
<b>TOTAL ACQ. &amp; MAJOR REPAIRS</b>	<b>—</b>
<b>TOTAL EXPENDITURES</b>	<b>\$670,000</b>

**Positions**

	FTE
Classified	—
Unclassified	—
<b>TOTAL AUTHORIZED T.O. POSITIONS</b>	<b>—</b>
<b>TOTAL AUTHORIZED OTHER CHARGES POSITIONS</b>	<b>—</b>
<b>TOTAL NON-T.O. FTE POSITIONS</b>	<b>—</b>

**Form 28423 — 419300CB8T - TBS**

**Means of Financing**

	Amount
STATE GENERAL FUND (Direct)	198,000
STATE GENERAL FUND BY:	—
INTERAGENCY TRANSFERS	—
FEES & SELF-GENERATED	—
STATUTORY DEDICATIONS	—
FEDERAL FUNDS	—
<b>TOTAL MEANS OF FINANCING</b>	<b>\$198,000</b>

**Expenditures**

	Amount
Salaries	—
Other Compensation	—
Related Benefits	—
<b>TOTAL PERSONAL SERVICES</b>	<b>—</b>
Travel	—
Operating Services	—
Supplies	—
<b>TOTAL OPERATING EXPENSES</b>	<b>—</b>
<b>PROFESSIONAL SERVICES</b>	<b>—</b>
Other Charges	—
Debt Service	—
Interagency Transfers	198,000
<b>TOTAL OTHER CHARGES</b>	<b>\$198,000</b>
Acquisitions	—
Major Repairs	—
<b>TOTAL ACQ. &amp; MAJOR REPAIRS</b>	<b>—</b>
<b>TOTAL EXPENDITURES</b>	<b>\$198,000</b>

**Positions**

	FTE
Classified	—
Unclassified	—
<b>TOTAL AUTHORIZED T.O. POSITIONS</b>	<b>—</b>
<b>TOTAL AUTHORIZED OTHER CHARGES POSITIONS</b>	<b>—</b>
<b>TOTAL NON-T.O. FTE POSITIONS</b>	<b>—</b>



Continuation Budget Adjustments - Summarized

Total Agency  
Request Type: TECH

**Form 28434 — 419300CB8T - Crime Lab**  
**Means of Financing**

	Amount
STATE GENERAL FUND (Direct)	661,670
STATE GENERAL FUND BY:	—
INTERAGENCY TRANSFERS	—
FEES & SELF-GENERATED	—
STATUTORY DEDICATIONS	—
FEDERAL FUNDS	—
<b>TOTAL MEANS OF FINANCING</b>	<b>\$661,670</b>

**Expenditures**

	Amount
Salaries	—
Other Compensation	—
Related Benefits	—
<b>TOTAL PERSONAL SERVICES</b>	<b>—</b>
Travel	—
Operating Services	—
Supplies	—
<b>TOTAL OPERATING EXPENSES</b>	<b>—</b>
<b>PROFESSIONAL SERVICES</b>	<b>—</b>
Other Charges	—
Debt Service	—
Interagency Transfers	661,670
<b>TOTAL OTHER CHARGES</b>	<b>\$661,670</b>
Acquisitions	—
Major Repairs	—
<b>TOTAL ACQ. &amp; MAJOR REPAIRS</b>	<b>—</b>
<b>TOTAL EXPENDITURES</b>	<b>\$661,670</b>

**Positions**

	FTE
Classified	—
Unclassified	—
<b>TOTAL AUTHORIZED T.O. POSITIONS</b>	<b>—</b>
<b>TOTAL AUTHORIZED OTHER CHARGES POSITIONS</b>	<b>—</b>
<b>TOTAL NON-T.O. FTE POSITIONS</b>	<b>—</b>

**Continuation Budget Adjustments - Summarized**

**Total Agency  
Request Type: TECH**

**Form 28435 — 419300CB8T - PLS Netsuite**

**Means of Financing**

	<b>Amount</b>
STATE GENERAL FUND (Direct)	330,000
STATE GENERAL FUND BY:	—
INTERAGENCY TRANSFERS	—
FEES & SELF-GENERATED	—
STATUTORY DEDICATIONS	—
FEDERAL FUNDS	—
<b>TOTAL MEANS OF FINANCING</b>	<b>\$330,000</b>

**Expenditures**

	<b>Amount</b>
Salaries	—
Other Compensation	—
Related Benefits	—
<b>TOTAL PERSONAL SERVICES</b>	<b>—</b>
Travel	—
Operating Services	—
Supplies	—
<b>TOTAL OPERATING EXPENSES</b>	<b>—</b>
<b>PROFESSIONAL SERVICES</b>	<b>—</b>
Other Charges	—
Debt Service	—
Interagency Transfers	330,000
<b>TOTAL OTHER CHARGES</b>	<b>\$330,000</b>
Acquisitions	—
Major Repairs	—
<b>TOTAL ACQ. &amp; MAJOR REPAIRS</b>	<b>—</b>
<b>TOTAL EXPENDITURES</b>	<b>\$330,000</b>

**Positions**

	<b>FTE</b>
Classified	—
Unclassified	—
<b>TOTAL AUTHORIZED T.O. POSITIONS</b>	<b>—</b>
<b>TOTAL AUTHORIZED OTHER CHARGES POSITIONS</b>	<b>—</b>
<b>TOTAL NON-T.O. FTE POSITIONS</b>	<b>—</b>

**Form 28439 — 419300CB8T - AFIS**

**Means of Financing**

	Amount
STATE GENERAL FUND (Direct)	1,480,884
STATE GENERAL FUND BY:	—
INTERAGENCY TRANSFERS	—
FEES & SELF-GENERATED	—
STATUTORY DEDICATIONS	—
FEDERAL FUNDS	—
<b>TOTAL MEANS OF FINANCING</b>	<b>\$1,480,884</b>

**Expenditures**

	Amount
Salaries	—
Other Compensation	—
Related Benefits	—
<b>TOTAL PERSONAL SERVICES</b>	<b>—</b>
Travel	—
Operating Services	—
Supplies	—
<b>TOTAL OPERATING EXPENSES</b>	<b>—</b>
<b>PROFESSIONAL SERVICES</b>	<b>—</b>
Other Charges	—
Debt Service	—
Interagency Transfers	1,480,884
<b>TOTAL OTHER CHARGES</b>	<b>\$1,480,884</b>
Acquisitions	—
Major Repairs	—
<b>TOTAL ACQ. &amp; MAJOR REPAIRS</b>	<b>—</b>
<b>TOTAL EXPENDITURES</b>	<b>\$1,480,884</b>

**Positions**

	FTE
Classified	—
Unclassified	—
<b>TOTAL AUTHORIZED T.O. POSITIONS</b>	<b>—</b>
<b>TOTAL AUTHORIZED OTHER CHARGES POSITIONS</b>	<b>—</b>
<b>TOTAL NON-T.O. FTE POSITIONS</b>	<b>—</b>

**PROGRAM SUMMARY STATEMENT**

**4191 - Traffic Enforcement**

**Means of Financing**

Description	Existing Operating Budget as of 10/01/2023	Non-Recurring	Inflation	Compulsory	Workload	Other	FY2024-2025 Requested Continuation Level
STATE GENERAL FUND (Direct)	30,151,511	(2,215,075)	131,697	15,022,918	4,068,320	5,040,973	52,200,344
STATE GENERAL FUND BY:	—	—	—	—	—	—	—
INTERAGENCY TRANSFERS	10,021,954	(42,870)	—	—	—	—	9,979,084
FEES & SELF-GENERATED	71,252,411	(86,536)	—	—	—	27,813	71,193,688
STATUTORY DEDICATIONS	55,827,723	—	—	—	—	—	55,827,723
FEDERAL FUNDS	6,390,560	(240,750)	—	—	—	—	6,149,810
<b>TOTAL MEANS OF FINANCING</b>	<b>\$173,644,159</b>	<b>\$(2,585,231)</b>	<b>\$131,697</b>	<b>\$15,022,918</b>	<b>\$4,068,320</b>	<b>\$5,068,786</b>	<b>\$195,350,649</b>

**Fees and Self-Generated**

Description	Existing Operating Budget as of 10/01/2023	Non-Recurring	Inflation	Compulsory	Workload	Other	FY2024-2025 Requested Continuation Level
Explosives Trust Fund	251,182	—	—	—	—	—	251,182
Fees & Self-generated	52,410,460	(86,536)	—	—	—	—	52,323,924
Insurance Verification System Fund	16,184,651	—	—	—	—	—	16,184,651
Louisiana Towing and Storage Fund	300,000	—	—	—	—	—	300,000
Motorcycle Safety & Operator Train. Prog	292,000	—	—	—	—	27,813	319,813
Right to Know Fund	26,069	—	—	—	—	—	26,069
Unified Carrier Registration Agreement	1,788,049	—	—	—	—	—	1,788,049
<b>Total:</b>	<b>\$71,252,411</b>	<b>\$(86,536)</b>	<b>—</b>	<b>—</b>	<b>—</b>	<b>\$27,813</b>	<b>\$71,193,688</b>

**Statutory Dedications**

Description	Existing Operating Budget as of 10/01/2023	Non-Recurring	Inflation	Compulsory	Workload	Other	FY2024-2025 Requested Continuation Level
Hazardous Materials Emergency Response	106,453	—	—	—	—	—	106,453
Louisiana State Police Salary Fund	10,190,033	—	—	—	—	—	10,190,033
Natural Resource Restoration Trust Fund	2,175,000	—	—	—	—	—	2,175,000
Oil Spill Contingency Fund	7,506,563	—	—	—	—	—	7,506,563
Riverboat Gaming Enforcement Fund	35,272,815	—	—	—	—	—	35,272,815

**Statutory Dedications** *(continued)*

Description	Existing Operating Budget as of 10/01/2023	Non-Recurring	Inflation	Compulsory	Workload	Other	FY2024-2025 Requested Continuation Level
Tobacco Tax Health Care Fund	561,859	—	—	—	—	—	561,859
Underground Damages Prevention Fund	15,000	—	—	—	—	—	15,000
<b>Total:</b>	<b>\$55,827,723</b>	—	—	—	—	—	<b>\$55,827,723</b>

Expenditures and Positions

Description	Existing Operating Budget as of 10/01/2023	Non-Recurring	Inflation	Compulsory	Workload	Other	FY2024-2025 Requested Continuation Level
Salaries	86,178,785	—	—	9,856,623	133,082	—	96,168,490
Other Compensation	2,159,172	—	—	1,004,667	—	—	3,163,839
Related Benefits	55,046,716	—	—	4,161,628	114,588	—	59,322,932
<b>TOTAL PERSONAL SERVICES</b>	<b>\$143,384,673</b>	<b>—</b>	<b>—</b>	<b>\$15,022,918</b>	<b>\$247,670</b>	<b>—</b>	<b>\$158,655,261</b>
Travel	457,900	—	10,308	—	—	—	468,208
Operating Services	2,952,340	—	66,451	—	533,487	27,813	3,580,091
Supplies	2,271,838	(35,816)	50,324	—	567,800	—	2,854,146
<b>TOTAL OPERATING EXPENSES</b>	<b>\$5,682,078</b>	<b>\$(35,816)</b>	<b>\$127,083</b>	<b>—</b>	<b>\$1,101,287</b>	<b>\$27,813</b>	<b>\$6,902,445</b>
<b>PROFESSIONAL SERVICES</b>	<b>\$205,050</b>	<b>—</b>	<b>\$4,614</b>	<b>—</b>	<b>\$68,350</b>	<b>—</b>	<b>\$278,014</b>
Other Charges	17,036,816	(291,470)	—	—	—	—	16,745,346
Debt Service	—	—	—	—	—	—	—
Interagency Transfers	5,077,597	—	—	—	772,873	3,000,000	8,850,470
<b>TOTAL OTHER CHARGES</b>	<b>\$22,114,413</b>	<b>\$(291,470)</b>	<b>—</b>	<b>—</b>	<b>\$772,873</b>	<b>\$3,000,000</b>	<b>\$25,595,816</b>
Acquisitions	2,257,945	(2,257,945)	—	—	1,878,140	810,868	2,689,008
Major Repairs	—	—	—	—	—	1,230,105	1,230,105
<b>TOTAL ACQ. &amp; MAJOR REPAIRS</b>	<b>\$2,257,945</b>	<b>\$(2,257,945)</b>	<b>—</b>	<b>—</b>	<b>\$1,878,140</b>	<b>\$2,040,973</b>	<b>\$3,919,113</b>
<b>TOTAL EXPENDITURES</b>	<b>\$173,644,159</b>	<b>\$(2,585,231)</b>	<b>\$131,697</b>	<b>\$15,022,918</b>	<b>\$4,068,320</b>	<b>\$5,068,786</b>	<b>\$195,350,649</b>
Classified	956	—	—	—	1	—	957
Unclassified	3	—	—	—	—	—	3
<b>TOTAL AUTHORIZED T.O. POSITIONS</b>	<b>959</b>	<b>—</b>	<b>—</b>	<b>—</b>	<b>1</b>	<b>—</b>	<b>960</b>
<b>TOTAL AUTHORIZED OTHER CHARGES POSITIONS</b>	<b>—</b>	<b>—</b>	<b>—</b>	<b>—</b>	<b>—</b>	<b>—</b>	<b>—</b>
<b>TOTAL NON-T.O. FTE POSITIONS</b>	<b>17</b>	<b>—</b>	<b>—</b>	<b>—</b>	<b>—</b>	<b>—</b>	<b>17</b>

4192 - Criminal Investigation

Means of Financing

Description	Existing Operating Budget as of 10/01/2023	Non-Recurring	Inflation	Compulsory	Workload	Other	FY2024-2025 Requested Continuation Level
STATE GENERAL FUND (Direct)	3,828,714	(637,322)	48,887	108,163	1,761,172	168,000	5,277,614
STATE GENERAL FUND BY:	—	—	—	—	—	—	—
INTERAGENCY TRANSFERS	849,949	—	—	—	—	—	849,949
FEES & SELF-GENERATED	15,608,736	—	—	—	—	—	15,608,736
STATUTORY DEDICATIONS	16,938,379	—	—	—	—	—	16,938,379
FEDERAL FUNDS	1,456,157	—	—	—	—	—	1,456,157
<b>TOTAL MEANS OF FINANCING</b>	<b>\$38,681,935</b>	<b>\$(637,322)</b>	<b>\$48,887</b>	<b>\$108,163</b>	<b>\$1,761,172</b>	<b>\$168,000</b>	<b>\$40,130,835</b>



**Fees and Self-Generated**

Description	Existing Operating Budget as of 10/01/2023	Non-Recurring	Inflation	Compulsory	Workload	Other	FY2024-2025 Requested Continuation Level
Fees & Self-generated	4,414,112	—	—	—	—	—	4,414,112
Insurance Fraud Investigation Fund	4,807,802	—	—	—	—	—	4,807,802
Insurance Verification System Fund	6,386,822	—	—	—	—	—	6,386,822
<b>Total:</b>	<b>\$15,608,736</b>	—	—	—	—	—	<b>\$15,608,736</b>

**Statutory Dedications**

Description	Existing Operating Budget as of 10/01/2023	Non-Recurring	Inflation	Compulsory	Workload	Other	FY2024-2025 Requested Continuation Level
Louisiana State Police Salary Fund	14,513,884	—	—	—	—	—	14,513,884
Riverboat Gaming Enforcement Fund	2,424,495	—	—	—	—	—	2,424,495
<b>Total:</b>	<b>\$16,938,379</b>	—	—	—	—	—	<b>\$16,938,379</b>

Expenditures and Positions

Description	Existing Operating Budget as of 10/01/2023	Non-Recurring	Inflation	Compulsory	Workload	Other	FY2024-2025 Requested Continuation Level
Salaries	19,192,751	—	—	67,204	1,001,972	—	20,261,927
Other Compensation	841,685	—	—	332,773	—	—	1,174,458
Related Benefits	14,063,030	—	—	(291,814)	624,450	—	14,395,666
<b>TOTAL PERSONAL SERVICES</b>	<b>\$34,097,466</b>	<b>—</b>	<b>—</b>	<b>\$108,163</b>	<b>\$1,626,422</b>	<b>—</b>	<b>\$35,832,051</b>
Travel	665,300	—	14,972	—	—	40,000	720,272
Operating Services	1,104,671	—	24,859	—	78,000	—	1,207,530
Supplies	380,388	—	8,561	—	4,500	—	393,449
<b>TOTAL OPERATING EXPENSES</b>	<b>\$2,150,359</b>	<b>—</b>	<b>\$48,392</b>	<b>—</b>	<b>\$82,500</b>	<b>\$40,000</b>	<b>\$2,321,251</b>
<b>PROFESSIONAL SERVICES</b>	<b>\$22,000</b>	<b>—</b>	<b>\$495</b>	<b>—</b>	<b>—</b>	<b>—</b>	<b>\$22,495</b>
Other Charges	837,606	—	—	—	—	—	837,606
Debt Service	—	—	—	—	—	—	—
Interagency Transfers	937,182	—	—	—	17,250	—	954,432
<b>TOTAL OTHER CHARGES</b>	<b>\$1,774,788</b>	<b>—</b>	<b>—</b>	<b>—</b>	<b>\$17,250</b>	<b>—</b>	<b>\$1,792,038</b>
Acquisitions	637,322	(637,322)	—	—	35,000	—	35,000
Major Repairs	—	—	—	—	—	128,000	128,000
<b>TOTAL ACQ. &amp; MAJOR REPAIRS</b>	<b>\$637,322</b>	<b>\$(637,322)</b>	<b>—</b>	<b>—</b>	<b>\$35,000</b>	<b>\$128,000</b>	<b>\$163,000</b>
<b>TOTAL EXPENDITURES</b>	<b>\$38,681,935</b>	<b>\$(637,322)</b>	<b>\$48,887</b>	<b>\$108,163</b>	<b>\$1,761,172</b>	<b>\$168,000</b>	<b>\$40,130,835</b>
Classified	201	—	—	—	15	—	216
Unclassified	—	—	—	—	—	—	—
<b>TOTAL AUTHORIZED T.O. POSITIONS</b>	<b>201</b>	<b>—</b>	<b>—</b>	<b>—</b>	<b>15</b>	<b>—</b>	<b>216</b>
<b>TOTAL AUTHORIZED OTHER CHARGES POSITIONS</b>	<b>—</b>	<b>—</b>	<b>—</b>	<b>—</b>	<b>—</b>	<b>—</b>	<b>—</b>
<b>TOTAL NON-T.O. FTE POSITIONS</b>	<b>1</b>	<b>—</b>	<b>—</b>	<b>—</b>	<b>—</b>	<b>—</b>	<b>1</b>

4193 - Operational Support

Means of Financing

Description	Existing Operating Budget as of 10/01/2023	Non-Recurring	Inflation	Compulsory	Workload	Other	FY2024-2025 Requested Continuation Level
STATE GENERAL FUND (Direct)	25,388,469	(17,416,736)	676,216	4,866,649	920,006	18,751,126	33,185,730
STATE GENERAL FUND BY:	—	—	—	—	—	—	—
INTERAGENCY TRANSFERS	19,867,346	(946,936)	—	—	—	3,496,361	22,416,771
FEES & SELF-GENERATED	107,587,382	(635,610)	—	—	—	—	106,951,772
STATUTORY DEDICATIONS	8,565,004	—	—	—	—	—	8,565,004
FEDERAL FUNDS	6,288,191	—	—	—	—	—	6,288,191
<b>TOTAL MEANS OF FINANCING</b>	<b>\$167,696,392</b>	<b>\$(18,999,282)</b>	<b>\$676,216</b>	<b>\$4,866,649</b>	<b>\$920,006</b>	<b>\$22,247,487</b>	<b>\$177,407,468</b>

**Fees and Self-Generated**

Description	Existing Operating Budget as of 10/01/2023	Non-Recurring	Inflation	Compulsory	Workload	Other	FY2024-2025 Requested Continuation Level
Concealed Handgun Permit Fund	4,400,000	—	—	—	—	—	4,400,000
Criminal Identification and Information	6,500,000	—	—	—	—	—	6,500,000
Fees & Self-generated	92,431,297	(635,610)	—	—	—	—	91,795,687
Insurance Fraud Investigation Fund	379,983	—	—	—	—	—	379,983
Insurance Verification System Fund	3,410,277	—	—	—	—	—	3,410,277
Public Safety DWI Testing	440,825	—	—	—	—	—	440,825
Sex Offender Registry Technology Fund	25,000	—	—	—	—	—	25,000
<b>Total:</b>	<b>\$107,587,382</b>	<b>\$(635,610)</b>	<b>—</b>	<b>—</b>	<b>—</b>	<b>—</b>	<b>\$106,951,772</b>

**Statutory Dedications**

Description	Existing Operating Budget as of 10/01/2023	Non-Recurring	Inflation	Compulsory	Workload	Other	FY2024-2025 Requested Continuation Level
DPS Peace Officers Fund	249,000	—	—	—	—	—	249,000
Louisiana State Police Salary Fund	3,938,946	—	—	—	—	—	3,938,946
Pari-mutuel Live Racing Facility Gaming	620,277	—	—	—	—	—	620,277
Riverboat Gaming Enforcement Fund	655,654	—	—	—	—	—	655,654
Tobacco Tax Health Care Fund	3,101,127	—	—	—	—	—	3,101,127
<b>Total:</b>	<b>\$8,565,004</b>	<b>—</b>	<b>—</b>	<b>—</b>	<b>—</b>	<b>—</b>	<b>\$8,565,004</b>

Expenditures and Positions

Description	Existing Operating Budget as of 10/01/2023	Non-Recurring	Inflation	Compulsory	Workload	Other	FY2024-2025 Requested Continuation Level
Salaries	31,319,651	—	—	2,875,899	555,941	—	34,751,491
Other Compensation	1,468,798	—	—	1,821,000	—	—	3,289,798
Related Benefits	27,999,706	—	—	169,750	342,385	—	28,511,841
<b>TOTAL PERSONAL SERVICES</b>	<b>\$60,788,155</b>	<b>—</b>	<b>—</b>	<b>\$4,866,649</b>	<b>\$898,326</b>	<b>—</b>	<b>\$66,553,130</b>
Travel	478,285	(28,385)	10,125	—	—	341,718	801,743
Operating Services	17,850,791	(591,678)	388,344	—	2,400	10,401,823	28,051,680
Supplies	12,912,153	(852,215)	271,359	—	2,400	1,075,600	13,409,297
<b>TOTAL OPERATING EXPENSES</b>	<b>\$31,241,229</b>	<b>\$(1,472,278)</b>	<b>\$669,828</b>	<b>—</b>	<b>\$4,800</b>	<b>\$11,819,141</b>	<b>\$42,262,720</b>
<b>PROFESSIONAL SERVICES</b>	<b>\$2,533,873</b>	<b>\$(2,250,000)</b>	<b>\$6,388</b>	<b>—</b>	<b>—</b>	<b>—</b>	<b>\$290,261</b>
Other Charges	24,336,451	(313,082)	—	—	—	4,748,053	28,771,422
Debt Service	—	—	—	—	—	—	—
Interagency Transfers	33,852,762	(20,000)	—	—	8,880	3,763,594	37,605,236
<b>TOTAL OTHER CHARGES</b>	<b>\$58,189,213</b>	<b>\$(333,082)</b>	<b>—</b>	<b>—</b>	<b>\$8,880</b>	<b>\$8,511,647</b>	<b>\$66,376,658</b>
Acquisitions	14,943,922	(14,943,922)	—	—	8,000	1,048,819	1,056,819
Major Repairs	—	—	—	—	—	867,880	867,880
<b>TOTAL ACQ. &amp; MAJOR REPAIRS</b>	<b>\$14,943,922</b>	<b>\$(14,943,922)</b>	<b>—</b>	<b>—</b>	<b>\$8,000</b>	<b>\$1,916,699</b>	<b>\$1,924,699</b>
<b>TOTAL EXPENDITURES</b>	<b>\$167,696,392</b>	<b>\$(18,999,282)</b>	<b>\$676,216</b>	<b>\$4,866,649</b>	<b>\$920,006</b>	<b>\$22,247,487</b>	<b>\$177,407,468</b>
Classified	401	—	—	—	8	—	409
Unclassified	9	—	—	—	—	—	9
<b>TOTAL AUTHORIZED T.O. POSITIONS</b>	<b>410</b>	<b>—</b>	<b>—</b>	<b>—</b>	<b>8</b>	<b>—</b>	<b>418</b>
<b>TOTAL AUTHORIZED OTHER CHARGES POSITIONS</b>	<b>—</b>	<b>—</b>	<b>—</b>	<b>—</b>	<b>—</b>	<b>—</b>	<b>—</b>
<b>TOTAL NON-T.O. FTE POSITIONS</b>	<b>25</b>	<b>—</b>	<b>—</b>	<b>—</b>	<b>—</b>	<b>—</b>	<b>25</b>

**4194 - Gaming Enforcement**

**Means of Financing**

Description	Existing Operating Budget as of 10/01/2023	Non-Recurring	Inflation	Compulsory	Workload	Other	FY2024-2025 Requested Continuation Level
STATE GENERAL FUND (Direct)	1,250,000	—	37,844	2,959,188	—	—	4,247,032
STATE GENERAL FUND BY:	—	—	—	—	—	—	—
INTERAGENCY TRANSFERS	—	—	—	—	—	—	—
FEES & SELF-GENERATED	10,154,035	—	—	—	—	—	10,154,035
STATUTORY DEDICATIONS	20,991,799	—	—	—	—	—	20,991,799
FEDERAL FUNDS	—	—	—	—	—	—	—
<b>TOTAL MEANS OF FINANCING</b>	<b>\$32,395,834</b>	<b>—</b>	<b>\$37,844</b>	<b>\$2,959,188</b>	<b>—</b>	<b>—</b>	<b>\$35,392,866</b>

**Fees and Self-Generated**

Description	Existing Operating Budget as of 10/01/2023	Non-Recurring	Inflation	Compulsory	Workload	Other	FY2024-2025 Requested Continuation Level
Fees & Self-generated	6,801,720	—	—	—	—	—	6,801,720
Insurance Verification System Fund	3,352,315	—	—	—	—	—	3,352,315
<b>Total:</b>	<b>\$10,154,035</b>	—	—	—	—	—	<b>\$10,154,035</b>

**Statutory Dedications**

Description	Existing Operating Budget as of 10/01/2023	Non-Recurring	Inflation	Compulsory	Workload	Other	FY2024-2025 Requested Continuation Level
Louisiana State Police Salary Fund	1,157,137	—	—	—	—	—	1,157,137
Pari-mutuel Live Racing Facility Gaming	1,331,807	—	—	—	—	—	1,331,807
Riverboat Gaming Enforcement Fund	11,505,681	—	—	—	—	—	11,505,681
Sports Wagering Enforcement Fund	1,700,000	—	—	—	—	—	1,700,000
Video Draw Poker Device Fund	5,297,174	—	—	—	—	—	5,297,174
<b>Total:</b>	<b>\$20,991,799</b>	—	—	—	—	—	<b>\$20,991,799</b>

Expenditures and Positions

Description	Existing Operating Budget as of 10/01/2023	Non-Recurring	Inflation	Compulsory	Workload	Other	FY2024-2025 Requested Continuation Level
Salaries	15,236,297	—	—	1,720,344	—	—	16,956,641
Other Compensation	400,506	—	—	(13,920)	—	—	386,586
Related Benefits	12,630,734	—	—	1,252,764	—	—	13,883,498
<b>TOTAL PERSONAL SERVICES</b>	<b>\$28,267,537</b>	<b>—</b>	<b>—</b>	<b>\$2,959,188</b>	<b>—</b>	<b>—</b>	<b>\$31,226,725</b>
Travel	98,936	—	2,228	—	—	—	101,164
Operating Services	1,130,765	—	25,443	—	—	—	1,156,208
Supplies	189,732	—	4,270	—	—	—	194,002
<b>TOTAL OPERATING EXPENSES</b>	<b>\$1,419,433</b>	<b>—</b>	<b>\$31,941</b>	<b>—</b>	<b>—</b>	<b>—</b>	<b>\$1,451,374</b>
<b>PROFESSIONAL SERVICES</b>	<b>\$262,370</b>	<b>—</b>	<b>\$5,903</b>	<b>—</b>	<b>—</b>	<b>—</b>	<b>\$268,273</b>
Other Charges	302,800	—	—	—	—	—	302,800
Debt Service	—	—	—	—	—	—	—
Interagency Transfers	2,143,694	—	—	—	—	—	2,143,694
<b>TOTAL OTHER CHARGES</b>	<b>\$2,446,494</b>	<b>—</b>	<b>—</b>	<b>—</b>	<b>—</b>	<b>—</b>	<b>\$2,446,494</b>
Acquisitions	—	—	—	—	—	—	—
Major Repairs	—	—	—	—	—	—	—
<b>TOTAL ACQ. &amp; MAJOR REPAIRS</b>	<b>—</b>	<b>—</b>	<b>—</b>	<b>—</b>	<b>—</b>	<b>—</b>	<b>—</b>
<b>TOTAL EXPENDITURES</b>	<b>\$32,395,834</b>	<b>—</b>	<b>\$37,844</b>	<b>\$2,959,188</b>	<b>—</b>	<b>—</b>	<b>\$35,392,866</b>
Classified	211	—	—	—	—	—	211
Unclassified	—	—	—	—	—	—	—
<b>TOTAL AUTHORIZED T.O. POSITIONS</b>	<b>211</b>	<b>—</b>	<b>—</b>	<b>—</b>	<b>—</b>	<b>—</b>	<b>211</b>
<b>TOTAL AUTHORIZED OTHER CHARGES POSITIONS</b>	<b>—</b>	<b>—</b>	<b>—</b>	<b>—</b>	<b>—</b>	<b>—</b>	<b>—</b>
<b>TOTAL NON-T.O. FTE POSITIONS</b>	<b>—</b>	<b>—</b>	<b>—</b>	<b>—</b>	<b>—</b>	<b>—</b>	<b>—</b>



**CONTINUATION BUDGET ADJUSTMENTS - BY PROGRAM**

**Form 25991 — FY24-25 Non-recurring Carryforwards**

**4191 - Traffic Enforcement**

**Means of Financing**

	Amount
STATE GENERAL FUND (Direct)	—
STATE GENERAL FUND BY:	—
INTERAGENCY TRANSFERS	(42,870)
FEES & SELF-GENERATED	(86,536)
STATUTORY DEDICATIONS	—
FEDERAL FUNDS	(240,750)
<b>TOTAL MEANS OF FINANCING</b>	<b>\$(370,156)</b>

**Expenditures**

	Amount
Salaries	—
Other Compensation	—
Related Benefits	—
<b>TOTAL PERSONAL SERVICES</b>	<b>—</b>
Travel	—
Operating Services	—
Supplies	(35,816)
<b>TOTAL OPERATING EXPENSES</b>	<b>\$(35,816)</b>
<b>PROFESSIONAL SERVICES</b>	<b>—</b>
Other Charges	(291,470)
Debt Service	—
Interagency Transfers	—
<b>TOTAL OTHER CHARGES</b>	<b>\$(291,470)</b>
Acquisitions	(42,870)
Major Repairs	—
<b>TOTAL ACQ. &amp; MAJOR REPAIRS</b>	<b>\$(42,870)</b>
<b>TOTAL EXPENDITURES</b>	<b>\$(370,156)</b>

**Positions**

	FTE
Classified	—
Unclassified	—
TOTAL AUTHORIZED T.O. POSITIONS	—
TOTAL AUTHORIZED OTHER CHARGES POSITIONS	—
TOTAL NON-T.O. FTE POSITIONS	—

**Fees and Self-Generated**

	Amount
Fees & Self-generated	(86,536)
<b>Total:</b>	<b>\$(86,536)</b>

**Statutory Dedications**

	Amount
<b>Total:</b>	<b>—</b>

**Supporting Detail  
Means of Financing**

Description	Amount
Federal Funds	(240,750)
Fees & Self-generated	(86,536)
Interagency Transfers	(42,870)
<b>Total:</b>	<b>\$(370,156)</b>

**Supplies**

Commitment item	Name	Amount
5410007	SUP-CLOTHING/UNIFORM	(35,816)
<b>Total:</b>		<b>\$(35,816)</b>

**Other Charges**

Commitment item	Name	Amount
5620064	MISC-PROF SVCS	(183,844)
5620065	MISC-SUPPLIES OTHER	(50,720)
5620068	MISC-ACQ/MAJ REP OTH	(56,906)
<b>Total:</b>		<b>\$(291,470)</b>

**Acquisitions**

Commitment item	Name	Amount
5710237	ACQ-ART ADMIN	(42,870)
<b>Total:</b>		<b>\$(42,870)</b>

**4193 - Operational Support**

**Means of Financing**

	Amount
STATE GENERAL FUND (Direct)	(17,416,736)
STATE GENERAL FUND BY:	—
INTERAGENCY TRANSFERS	(946,936)
FEES & SELF-GENERATED	(635,610)
STATUTORY DEDICATIONS	—
FEDERAL FUNDS	—
<b>TOTAL MEANS OF FINANCING</b>	<b>\$(18,999,282)</b>

**Expenditures**

	Amount
Salaries	—
Other Compensation	—
Related Benefits	—
<b>TOTAL PERSONAL SERVICES</b>	<b>—</b>
Travel	(28,385)
Operating Services	(591,678)
Supplies	(852,215)
<b>TOTAL OPERATING EXPENSES</b>	<b>\$(1,472,278)</b>
<b>PROFESSIONAL SERVICES</b>	<b>\$(2,250,000)</b>
Other Charges	(313,082)
Debt Service	—
Interagency Transfers	(20,000)
<b>TOTAL OTHER CHARGES</b>	<b>\$(333,082)</b>
Acquisitions	(14,943,922)
Major Repairs	—
<b>TOTAL ACQ. &amp; MAJOR REPAIRS</b>	<b>\$(14,943,922)</b>
<b>TOTAL EXPENDITURES</b>	<b>\$(18,999,282)</b>

**Positions**

	FTE
Classified	—
Unclassified	—
TOTAL AUTHORIZED T.O. POSITIONS	—
TOTAL AUTHORIZED OTHER CHARGES POSITIONS	—
TOTAL NON-T.O. FTE POSITIONS	—

**Fees and Self-Generated**

	Amount
Fees & Self-generated	(635,610)
<b>Total:</b>	<b>\$(635,610)</b>

**Statutory Dedications**

	Amount
<b>Total:</b>	<b>—</b>

**Supporting Detail**

**Means of Financing**

Description	Amount
Fees & Self-generated	(635,610)
Interagency Transfers	(946,936)
State General Fund	(17,416,736)
<b>Total:</b>	<b>\$(18,999,282)</b>

**Travel**

Commitment item	Name	Amount
5210015	IN-STATE TRAVEL-CONF	(28,385)
<b>Total:</b>		<b>\$(28,385)</b>

**Operating Services**

Commitment item	Name	Amount
5350004	UTIL-TELEPHONE SERV	(561,584)
5350005	UTIL-OTHER COMM SERV	(30,094)
<b>Total:</b>		<b>\$(591,678)</b>

**Supplies**

Commitment item	Name	Amount
5410004	SUP-SECURITY/LAW ENF	(132,280)
5410007	SUP-CLOTHING/UNIFORM	(56,332)
5410016	SUP-BLD	(10,544)
5410025	SUP-LAB SUPPLIES	(48,208)
5410032	SUP-REP/MNT SUP-OTHR	(240,174)
5410400	SUP-OTHER	(364,677)
<b>Total:</b>		<b>\$(852,215)</b>

**Professional Services**

Commitment item	Name	Amount
5510400	PROF SERV-OTHER	(2,250,000)
<b>Total:</b>		<b>\$(2,250,000)</b>

**Other Charges**

Commitment item	Name	Amount
5620063	MISC-OPERATNG SVCS	(120,675)
5620064	MISC-PROF SVCS	(117,978)
5620068	MISC-ACQ/MAJ REP OTH	(74,429)
<b>Total:</b>		<b>\$(313,082)</b>

**Interagency Transfer**

Commitment item	Name	Amount
5950058	IAT-TECH SVCS	(20,000)
<b>Total:</b>		<b>\$(20,000)</b>

**Acquisitions**

Commitment item	Name	Amount
5710226	ACQ-CONSTR/OTHER EQ	(14,943,922)
<b>Total:</b>		<b>\$(14,943,922)</b>

**Form 25992 — FY24-25 Non-Recurring Acquisitions and Major Repairs**

**4191 - Traffic Enforcement**

**Means of Financing**

	Amount
STATE GENERAL FUND (Direct)	(2,215,075)
STATE GENERAL FUND BY:	—
INTERAGENCY TRANSFERS	—
FEES & SELF-GENERATED	—
STATUTORY DEDICATIONS	—
FEDERAL FUNDS	—
<b>TOTAL MEANS OF FINANCING</b>	<b>\$(2,215,075)</b>

**Expenditures**

	Amount
Salaries	—
Other Compensation	—
Related Benefits	—
<b>TOTAL PERSONAL SERVICES</b>	<b>—</b>
Travel	—
Operating Services	—
Supplies	—
<b>TOTAL OPERATING EXPENSES</b>	<b>—</b>
<b>PROFESSIONAL SERVICES</b>	<b>—</b>
Other Charges	—
Debt Service	—
Interagency Transfers	—
<b>TOTAL OTHER CHARGES</b>	<b>—</b>
Acquisitions	(2,215,075)
Major Repairs	—
<b>TOTAL ACQ. &amp; MAJOR REPAIRS</b>	<b>\$(2,215,075)</b>
<b>TOTAL EXPENDITURES</b>	<b>\$(2,215,075)</b>

**Positions**

	FTE
Classified	—
Unclassified	—
<b>TOTAL AUTHORIZED T.O. POSITIONS</b>	<b>—</b>
<b>TOTAL AUTHORIZED OTHER CHARGES POSITIONS</b>	<b>—</b>
<b>TOTAL NON-T.O. FTE POSITIONS</b>	<b>—</b>

**Statutory Dedications**

	Amount
<b>Total:</b>	<b>—</b>

**Supporting Detail**  
**Means of Financing**

Description	Amount
Interagency Transfers	—
State General Fund	(2,215,075)
<b>Total:</b>	<b>\$(2,215,075)</b>

**Acquisitions**

Commitment item	Name	Amount
5710223	ACQ-COMM EQUIP	(913,000)
5710229	ACQ-SEC/LAW ENFOR EQ	(94,475)
5710235	ACQ-DATA NETWK EQUIP	(234,500)
5710250	ACQ-AUTOMOBILES	(973,100)
<b>Total:</b>		<b>\$(2,215,075)</b>

**4192 - Criminal Investigation**

**Means of Financing**

	Amount
STATE GENERAL FUND (Direct)	(637,322)
STATE GENERAL FUND BY:	—
INTERAGENCY TRANSFERS	—
FEES & SELF-GENERATED	—
STATUTORY DEDICATIONS	—
FEDERAL FUNDS	—
<b>TOTAL MEANS OF FINANCING</b>	<b>\$(637,322)</b>

**Expenditures**

	Amount
Salaries	—
Other Compensation	—
Related Benefits	—
<b>TOTAL PERSONAL SERVICES</b>	<b>—</b>
Travel	—
Operating Services	—
Supplies	—
<b>TOTAL OPERATING EXPENSES</b>	<b>—</b>
<b>PROFESSIONAL SERVICES</b>	<b>—</b>
Other Charges	—
Debt Service	—
Interagency Transfers	—
<b>TOTAL OTHER CHARGES</b>	<b>—</b>
Acquisitions	(637,322)
Major Repairs	—
<b>TOTAL ACQ. &amp; MAJOR REPAIRS</b>	<b>\$(637,322)</b>
<b>TOTAL EXPENDITURES</b>	<b>\$(637,322)</b>

**Positions**

	FTE
Classified	—
Unclassified	—
TOTAL AUTHORIZED T.O. POSITIONS	—
TOTAL AUTHORIZED OTHER CHARGES POSITIONS	—
TOTAL NON-T.O. FTE POSITIONS	—

**Statutory Dedications**

	Amount
Total:	—

**Supporting Detail  
Means of Financing**

Description	Amount
Interagency Transfers	—
State General Fund	(637,322)
<b>Total:</b>	<b>\$(637,322)</b>

**Acquisitions**

Commitment item	Name	Amount
5710236	ACQ-OTHER	(637,322)
<b>Total:</b>		<b>\$(637,322)</b>



**4193 - Operational Support**

**Means of Financing**

	Amount
STATE GENERAL FUND (Direct)	—
STATE GENERAL FUND BY:	—
INTERAGENCY TRANSFERS	—
FEES & SELF-GENERATED	—
STATUTORY DEDICATIONS	—
FEDERAL FUNDS	—
<b>TOTAL MEANS OF FINANCING</b>	<b>—</b>

**Expenditures**

	Amount
Salaries	—
Other Compensation	—
Related Benefits	—
<b>TOTAL PERSONAL SERVICES</b>	<b>—</b>
Travel	—
Operating Services	—
Supplies	—
<b>TOTAL OPERATING EXPENSES</b>	<b>—</b>
<b>PROFESSIONAL SERVICES</b>	<b>—</b>
Other Charges	—
Debt Service	—
Interagency Transfers	—
<b>TOTAL OTHER CHARGES</b>	<b>—</b>
Acquisitions	—
Major Repairs	—
<b>TOTAL ACQ. &amp; MAJOR REPAIRS</b>	<b>—</b>
<b>TOTAL EXPENDITURES</b>	<b>—</b>

**Positions**

	FTE
Classified	—
Unclassified	—
<b>TOTAL AUTHORIZED T.O. POSITIONS</b>	<b>—</b>
<b>TOTAL AUTHORIZED OTHER CHARGES POSITIONS</b>	<b>—</b>
<b>TOTAL NON-T.O. FTE POSITIONS</b>	<b>—</b>

**Statutory Dedications**

	Amount
<b>Total:</b>	<b>—</b>

**Supporting Detail  
Means of Financing**

Description	Amount
State General Fund	—
<b>Total:</b>	<b>—</b>

**Form 25994 — FY24-25 Standard Inflation Adjustment**

**4191 - Traffic Enforcement**

**Means of Financing**

	Amount
STATE GENERAL FUND (Direct)	75,061
STATE GENERAL FUND BY:	—
INTERAGENCY TRANSFERS	225
FEES & SELF-GENERATED	55,892
STATUTORY DEDICATIONS	519
FEDERAL FUNDS	—
<b>TOTAL MEANS OF FINANCING</b>	<b>\$131,697</b>

**Expenditures**

	Amount
Salaries	—
Other Compensation	—
Related Benefits	—
<b>TOTAL PERSONAL SERVICES</b>	<b>—</b>
Travel	10,308
Operating Services	66,451
Supplies	50,324
<b>TOTAL OPERATING EXPENSES</b>	<b>\$127,083</b>
<b>PROFESSIONAL SERVICES</b>	<b>\$4,614</b>
Other Charges	—
Debt Service	—
Interagency Transfers	—
<b>TOTAL OTHER CHARGES</b>	<b>—</b>
Acquisitions	—
Major Repairs	—
<b>TOTAL ACQ. &amp; MAJOR REPAIRS</b>	<b>—</b>
<b>TOTAL EXPENDITURES</b>	<b>\$131,697</b>

**Positions**

	FTE
Classified	—
Unclassified	—
<b>TOTAL AUTHORIZED T.O. POSITIONS</b>	<b>—</b>
<b>TOTAL AUTHORIZED OTHER CHARGES POSITIONS</b>	<b>—</b>
<b>TOTAL NON-T.O. FTE POSITIONS</b>	<b>—</b>

**Fees and Self-Generated**

	Amount
Fees & Self-generated	55,701
Right to Know Fund	191
<b>Total:</b>	<b>\$55,892</b>

**Statutory Dedications**

	Amount
Oil Spill Contingency Fund	226
Riverboat Gaming Enforcement Fund	293
<b>Total:</b>	<b>\$519</b>

**Supporting Detail**

**Means of Financing**

Description	Amount
Fees & Self-generated	55,701
Interagency Transfers	225
Oil Spill Contingency Fund	226
Right to Know Fund	191
Riverboat Gaming Enforcement Fund	293
State General Fund	75,061
<b>Total:</b>	<b>\$131,697</b>

**Travel**

Commitment item	Name	Amount
5210010	IN-STATE TRAVEL-ADM	7,236
5210015	IN-STATE TRAVEL-CONF	339
5210020	IN-STATE TRAV-FIELD	2,665
5210030	IN-STATE TRV-IT/TRN	68
<b>Total:</b>		<b>\$10,308</b>

**Operating Services**

Commitment item	Name	Amount
5310005	SERV-PRINTING	293
5310012	SERV-DATA MODEL/MAP	686
5310013	SERV-LAB FEES	225
5310015	SERV-SECURITY	23
5310032	SER-CRDT CRD DIS FEE	562
5310400	SERV-MISC	7,666
5330001	MAINT-BUILDINGS	1,014
5330003	MAINT-PESTCONTROL	282
5330004	MAINT-GARBAGE DISP	358
5330007	MAINT-PROPERTY	889
5330008	MAINT-EQUIPMENT	2,837
5330012	MAINT-JANITORIAL	836
5330014	MAINT-GROUNDS	1,013

**Operating Services (continued)**

Commitment item	Name	Amount
5330018	MAINT-AUTO REPAIRS	11,387
5340020	RENT-EQUIPMENT	969
5340070	RENT-OTHER	452
5340075	RENT-UNIFORM/CLOTHNG	564
5340076	MIPA-PRINCIPAL	27,512
5350001	UTIL-INTERNET PROVID	324
5350002	UTIL-DATA LINE/CIRCT	405
5350004	UTIL-TELEPHONE SERV	1,351
5350005	UTIL-OTHER COMM SERV	451
5350006	UTIL-MAIL/DEL/POST	450
5350009	UTIL-GAS	1,015
5350010	UTIL-ELECTRICITY	4,389
5350011	UTIL-WATER	475
5350400	UTIL-OTHER	23
<b>Total:</b>		<b>\$66,451</b>

**Supplies**

Commitment item	Name	Amount
5410001	SUP-OFFICE SUPPLIES	3,436
5410006	SUP-COMPUTER	725
5410007	SUP-CLOTHING/UNIFORM	7,144
5410013	SUP-FOOD & BEVERAGE	812
5410015	SUP-AUTO	13,275
5410016	SUP-BLD	2,921
5410017	SUP-JANITORIAL	736
5410021	SUP-ELECTRONICS/ELEC	372
5410025	SUP-LAB SUPPLIES	361
5410030	SUP-TOOLS	950
5410031	SUP-REP/MNT SUP-AUTO	3,538
5410036	SUP-FUELTRAC	14,099
5410400	SUP-OTHER	1,955
<b>Total:</b>		<b>\$50,324</b>

**Professional Services**

Commitment item	Name	Amount
5510400	PROF SERV-OTHER	4,614
<b>Total:</b>		<b>\$4,614</b>

**4192 - Criminal Investigation**

**Means of Financing**

	Amount
STATE GENERAL FUND (Direct)	17,078
STATE GENERAL FUND BY:	—
INTERAGENCY TRANSFERS	—
FEES & SELF-GENERATED	24,671
STATUTORY DEDICATIONS	7,138
FEDERAL FUNDS	—
<b>TOTAL MEANS OF FINANCING</b>	<b>\$48,887</b>

**Expenditures**

	Amount
Salaries	—
Other Compensation	—
Related Benefits	—
<b>TOTAL PERSONAL SERVICES</b>	<b>—</b>
Travel	14,972
Operating Services	24,859
Supplies	8,561
<b>TOTAL OPERATING EXPENSES</b>	<b>\$48,392</b>
<b>PROFESSIONAL SERVICES</b>	<b>\$495</b>
Other Charges	—
Debt Service	—
Interagency Transfers	—
<b>TOTAL OTHER CHARGES</b>	<b>—</b>
Acquisitions	—
Major Repairs	—
<b>TOTAL ACQ. &amp; MAJOR REPAIRS</b>	<b>—</b>
<b>TOTAL EXPENDITURES</b>	<b>\$48,887</b>

**Positions**

	FTE
Classified	—
Unclassified	—
<b>TOTAL AUTHORIZED T.O. POSITIONS</b>	<b>—</b>
<b>TOTAL AUTHORIZED OTHER CHARGES POSITIONS</b>	<b>—</b>
<b>TOTAL NON-T.O. FTE POSITIONS</b>	<b>—</b>

**Fees and Self-Generated**

	Amount
Fees & Self-generated	16,270
Insurance Fraud Investigation Fund	8,401
<b>Total:</b>	<b>\$24,671</b>

**Statutory Dedications**

	Amount
Riverboat Gaming Enforcement Fund	7,138
<b>Total:</b>	<b>\$7,138</b>

**Supporting Detail**

**Means of Financing**

Description	Amount
Fees & Self-generated	16,270
Insurance Fraud Investigation Fund	8,401
Interagency Transfers	—
Riverboat Gaming Enforcement Fund	7,138
State General Fund	17,078
<b>Total:</b>	<b>\$48,887</b>

**Travel**

Commitment item	Name	Amount
5210010	IN-STATE TRAVEL-ADM	2,250
5210015	IN-STATE TRAVEL-CONF	942
5210020	IN-STATE TRAV-FIELD	11,780
<b>Total:</b>		<b>\$14,972</b>

**Operating Services**

Commitment item	Name	Amount
5310005	SERV-PRINTING	495
5310010	SERV-DUES & OTHER	70
5310015	SERV-SECURITY	158
5310400	SERV-MISC	9,600
5330001	MAINT-BUILDINGS	203
5330003	MAINT-PESTCONTROL	14
5330004	MAINT-GARBAGE DISP	27
5330008	MAINT-EQUIPMENT	293
5330012	MAINT-JANITORIAL	394
5330014	MAINT-GROUNDS	383
5330018	MAINT-AUTO REPAIRS	518
5340010	RENT-REAL ESTATE	9,000
5340020	RENT-EQUIPMENT	675
5350001	UTIL-INTERNET PROVID	574
5350004	UTIL-TELEPHONE SERV	900

**Operating Services (continued)**

Commitment item	Name	Amount
5350005	UTIL-OTHER COMM SERV	45
5350006	UTIL-MAIL/DEL/POST	87
5350009	UTIL-GAS	72
5350010	UTIL-ELECTRICITY	1,351
<b>Total:</b>		<b>\$24,859</b>

**Supplies**

Commitment item	Name	Amount
5410001	SUP-OFFICE SUPPLIES	1,856
5410004	SUP-SECURITY/LAW ENF	275
5410006	SUP-COMPUTER	479
5410007	SUP-CLOTHING/UNIFORM	169
5410013	SUP-FOOD & BEVERAGE	158
5410023	SUP-PERSONAL	16
5410031	SUP-REP/MNT SUP-AUTO	146
5410035	SUP-SOFTWARE	394
5410036	SUP-FUELTRAC	3,054
5410400	SUP-OTHER	2,014
<b>Total:</b>		<b>\$8,561</b>

**Professional Services**

Commitment item	Name	Amount
5510009	PROF SERV-VETERINARY	270
5510010	PROF SRV-INVEST/RES	124
5510400	PROF SERV-OTHER	101
<b>Total:</b>		<b>\$495</b>

**4193 - Operational Support**

**Means of Financing**

	Amount
STATE GENERAL FUND (Direct)	123,529
STATE GENERAL FUND BY:	—
INTERAGENCY TRANSFERS	70,716
FEES & SELF-GENERATED	481,661
STATUTORY DEDICATIONS	310
FEDERAL FUNDS	—
<b>TOTAL MEANS OF FINANCING</b>	<b>\$676,216</b>

**Expenditures**

	Amount
Salaries	—
Other Compensation	—
Related Benefits	—
<b>TOTAL PERSONAL SERVICES</b>	<b>—</b>
Travel	10,125
Operating Services	388,344
Supplies	271,359
<b>TOTAL OPERATING EXPENSES</b>	<b>\$669,828</b>
<b>PROFESSIONAL SERVICES</b>	<b>\$6,388</b>
Other Charges	—
Debt Service	—
Interagency Transfers	—
<b>TOTAL OTHER CHARGES</b>	<b>—</b>
Acquisitions	—
Major Repairs	—
<b>TOTAL ACQ. &amp; MAJOR REPAIRS</b>	<b>—</b>
<b>TOTAL EXPENDITURES</b>	<b>\$676,216</b>

**Positions**

	FTE
Classified	—
Unclassified	—
<b>TOTAL AUTHORIZED T.O. POSITIONS</b>	<b>—</b>
<b>TOTAL AUTHORIZED OTHER CHARGES POSITIONS</b>	<b>—</b>
<b>TOTAL NON-T.O. FTE POSITIONS</b>	<b>—</b>

**Fees and Self-Generated**

	Amount
Concealed Handgun Permit Fund	1,366
Criminal Identification and Information	30,589
Fees & Self-generated	441,156
Insurance Fraud Investigation Fund	8,550
<b>Total:</b>	<b>\$481,661</b>

**Statutory Dedications**

	Amount
Riverboat Gaming Enforcement Fund	310
<b>Total:</b>	<b>\$310</b>



**Supporting Detail**

**Means of Financing**

Description	Amount
Concealed Handgun Permit Fund	1,366
Criminal Identification and Information	30,589
Fees & Self-generated	441,156
Insurance Fraud Investigation Fund	8,550
Interagency Transfers	70,716
Riverboat Gaming Enforcement Fund	310
State General Fund	123,529
<b>Total:</b>	<b>\$676,216</b>

**Travel**

Commitment item	Name	Amount
5210010	IN-STATE TRAVEL-ADM	3,982
5210015	IN-STATE TRAVEL-CONF	2,751
5210020	IN-STATE TRAV-FIELD	2,685
5210030	IN-STATE TRV-IT/TRN	707
<b>Total:</b>		<b>\$10,125</b>

**Operating Services**

Commitment item	Name	Amount
5310001	SERV-ADVERTISING	19
5310005	SERV-PRINTING	1,095
5310010	SERV-DUES & OTHER	1,386
5310015	SERV-SECURITY	40,699
5310400	SERV-MISC	1,928
5330001	MAINT-BUILDINGS	4,647
5330003	MAINT-PESTCONTROL	20
5330004	MAINT-GARBAGE DISP	747
5330007	MAINT-PROPERTY	317
5330008	MAINT-EQUIPMENT	10,532
5330012	MAINT-JANITORIAL	72
5330018	MAINT-AUTO REPAIRS	30,966

**Operating Services (continued)**

Commitment item	Name	Amount
5340010	RENT-REAL ESTATE	6,075
5340020	RENT-EQUIPMENT	1,110
5340030	RENT-DATA PROC EQUIP	122
5340070	RENT-OTHER	725
5340076	MIPA-PRINCIPAL	249,214
5340078	RENT-DATA-LIC SOFT	120
5350001	UTIL-INTERNET PROVID	76
5350004	UTIL-TELEPHONE SERV	1,537
5350005	UTIL-OTHER COMM SERV	4,157
5350006	UTIL-MAIL/DEL/POST	473
5350009	UTIL-GAS	8,691
5350010	UTIL-ELECTRICITY	21,080
5350011	UTIL-WATER	2,536
<b>Total:</b>		<b>\$388,344</b>

**Supplies**

Commitment item	Name	Amount
5410001	SUP-OFFICE SUPPLIES	5,638
5410005	SUP-PHARMACEUTICAL	172
5410006	SUP-COMPUTER	1,142
5410007	SUP-CLOTHING/UNIFORM	22,890
5410008	SUP-MEDICAL	157
5410009	SUP-EDUCATION & REC	157
5410013	SUP-FOOD & BEVERAGE	7,827
5410016	SUP-BLD	2,696
5410017	SUP-JANITORIAL	1,828
5410023	SUP-PERSONAL	412
5410025	SUP-LAB SUPPLIES	23,286
5410027	SUP-OTHER MEDICAL	82
5410031	SUP-REP/MNT SUP-AUTO	22,501
5410032	SUP-REP/MNT SUP-OTHR	723
5410035	SUP-SOFTWARE	95

**Continuation Budget Adjustments - by Program**

**Supplies** *(continued)*

<b>Commitment item</b>	<b>Name</b>	<b>Amount</b>
5410036	SUP-FUELTRAC	138,807
5410054	SUP-STORES INCREASE	22,961
5410400	SUP-OTHER	19,985
<b>Total:</b>		<b>\$271,359</b>

**Professional Services**

<b>Commitment item</b>	<b>Name</b>	<b>Amount</b>
5510400	PROF SERV-OTHER	6,388
<b>Total:</b>		<b>\$6,388</b>

**4194 - Gaming Enforcement**

**Means of Financing**

	Amount
STATE GENERAL FUND (Direct)	—
STATE GENERAL FUND BY:	—
INTERAGENCY TRANSFERS	—
FEES & SELF-GENERATED	12,718
STATUTORY DEDICATIONS	25,126
FEDERAL FUNDS	—
<b>TOTAL MEANS OF FINANCING</b>	<b>\$37,844</b>

**Expenditures**

	Amount
Salaries	—
Other Compensation	—
Related Benefits	—
<b>TOTAL PERSONAL SERVICES</b>	<b>—</b>
Travel	2,228
Operating Services	25,443
Supplies	4,270
<b>TOTAL OPERATING EXPENSES</b>	<b>\$31,941</b>
<b>PROFESSIONAL SERVICES</b>	<b>\$5,903</b>
Other Charges	—
Debt Service	—
Interagency Transfers	—
<b>TOTAL OTHER CHARGES</b>	<b>—</b>
Acquisitions	—
Major Repairs	—
<b>TOTAL ACQ. &amp; MAJOR REPAIRS</b>	<b>—</b>
<b>TOTAL EXPENDITURES</b>	<b>\$37,844</b>

**Positions**

	FTE
Classified	—
Unclassified	—
TOTAL AUTHORIZED T.O. POSITIONS	—
TOTAL AUTHORIZED OTHER CHARGES POSITIONS	—
TOTAL NON-T.O. FTE POSITIONS	—

**Fees and Self-Generated**

	Amount
Fees & Self-generated	12,718
<b>Total:</b>	<b>\$12,718</b>

**Statutory Dedications**

	Amount
Pari-mutuel Live Racing Facility Gaming	615
Riverboat Gaming Enforcement Fund	20,579
Sports Wagering Enforcement Fund	3,932
<b>Total:</b>	<b>\$25,126</b>

**Supporting Detail**

**Means of Financing**

Description	Amount
Fees & Self-generated	12,718
Pari-mutuel Live Racing Facility Gaming	615
Riverboat Gaming Enforcement Fund	20,579
Sports Wagering Enforcement Fund	3,932
<b>Total:</b>	<b>\$37,844</b>

**Travel**

Commitment item	Name	Amount
5210010	IN-STATE TRAVEL-ADM	1,535
5210015	IN-STATE TRAVEL-CONF	624
5210020	IN-STATE TRAV-FIELD	54
5210030	IN-STATE TRV-IT/TRN	15
<b>Total:</b>		<b>\$2,228</b>

**Operating Services**

Commitment item	Name	Amount
5310005	SERV-PRINTING	13
5310010	SERV-DUES & OTHER	42
5310400	SERV-MISC	4,198
5330008	MAINT-EQUIPMENT	6
5330014	MAINT-GROUNDS	39
5330018	MAINT-AUTO REPAIRS	20
5340010	RENT-REAL ESTATE	16,650
5340020	RENT-EQUIPMENT	537
5350004	UTIL-TELEPHONE SERV	1,429
5350005	UTIL-OTHER COMM SERV	690
5350006	UTIL-MAIL/DEL/POST	154
5350009	UTIL-GAS	23
5350010	UTIL-ELECTRICITY	1,593
5350011	UTIL-WATER	49
<b>Total:</b>		<b>\$25,443</b>

**Supplies**

Commitment item	Name	Amount
5410001	SUP-OFFICE SUPPLIES	1,800
5410006	SUP-COMPUTER	191
5410007	SUP-CLOTHING/UNIFORM	619
5410013	SUP-FOOD & BEVERAGE	14
5410031	SUP-REP/MNT SUP-AUTO	116
5410036	SUP-FUELTRAC	686
5410400	SUP-OTHER	844
<b>Total:</b>		<b>\$4,270</b>

**Professional Services**

Commitment item	Name	Amount
5510400	PROF SERV-OTHER	5,903
<b>Total:</b>		<b>\$5,903</b>

**Form 26135 — 419100CB5**

**4191 - Traffic Enforcement**

**MEANS OF FINANCING**

	Amount
STATE GENERAL FUND (Direct)	56,636
STATE GENERAL FUND BY:	—
INTERAGENCY TRANSFERS	(225)
FEES & SELF-GENERATED	(55,892)
STATUTORY DEDICATIONS	(519)
FEDERAL FUNDS	—
<b>TOTAL MEANS OF FINANCING</b>	<b>—</b>

**EXPENDITURES**

	Amount
Salaries	—
Other Compensation	—
Related Benefits	—
<b>TOTAL PERSONAL SERVICES</b>	<b>—</b>
Travel	—
Operating Services	—
Supplies	—
<b>TOTAL OPERATING EXPENSES</b>	<b>—</b>
<b>PROFESSIONAL SERVICES</b>	<b>—</b>
Other Charges	—
Debt Service	—
Interagency Transfers	—
<b>TOTAL OTHER CHARGES</b>	<b>—</b>
Acquisitions	—
Major Repairs	—
<b>TOTAL ACQ. &amp; MAJOR REPAIRS</b>	<b>—</b>
<b>TOTAL EXPENDITURES</b>	<b>—</b>

**AUTHORIZED POSITIONS**

	FTE
Classified	—
Unclassified	—
<b>TOTAL AUTHORIZED T.O. POSITIONS</b>	<b>—</b>
<b>TOTAL AUTHORIZED OTHER CHARGES POSITIONS</b>	<b>—</b>
<b>TOTAL NON-T.O. FTE POSITIONS</b>	<b>—</b>

**Fees and Self-Generated**

	Amount
Fees & Self-generated	(55,701)
Right to Know Fund	(191)
<b>Total:</b>	<b>\$(55,892)</b>

**Statutory Dedications**

	Amount
Oil Spill Contingency Fund	(226)
Riverboat Gaming Enforcement Fund	(293)
<b>Total:</b>	<b>\$(519)</b>

Question	Narrative Response
Explain the need for this request.	N/A
Cite performance indicators for the adjustment.	N/A
What would the impact be if this is not funded?	N/A
Is revenue a fixed amount or can it be adjusted?	N/A
Is the expenditure of these revenues restricted?	N/A
Additional information or comments.	N/A

**Form 26246 — 419200CB5**

**4192 - Criminal Investigation**

**MEANS OF FINANCING**

	Amount
STATE GENERAL FUND (Direct)	31,809
STATE GENERAL FUND BY:	—
INTERAGENCY TRANSFERS	—
FEES & SELF-GENERATED	(24,671)
STATUTORY DEDICATIONS	(7,138)
FEDERAL FUNDS	—
<b>TOTAL MEANS OF FINANCING</b>	<b>—</b>

**EXPENDITURES**

	Amount
Salaries	—
Other Compensation	—
Related Benefits	—
<b>TOTAL PERSONAL SERVICES</b>	<b>—</b>
Travel	—
Operating Services	—
Supplies	—
<b>TOTAL OPERATING EXPENSES</b>	<b>—</b>
<b>PROFESSIONAL SERVICES</b>	<b>—</b>
Other Charges	—
Debt Service	—
Interagency Transfers	—
<b>TOTAL OTHER CHARGES</b>	<b>—</b>
Acquisitions	—
Major Repairs	—
<b>TOTAL ACQ. &amp; MAJOR REPAIRS</b>	<b>—</b>
<b>TOTAL EXPENDITURES</b>	<b>—</b>

**AUTHORIZED POSITIONS**

	FTE
Classified	—
Unclassified	—
<b>TOTAL AUTHORIZED T.O. POSITIONS</b>	<b>—</b>
<b>TOTAL AUTHORIZED OTHER CHARGES POSITIONS</b>	<b>—</b>
<b>TOTAL NON-T.O. FTE POSITIONS</b>	<b>—</b>

**Fees and Self-Generated**

	Amount
Fees & Self-generated	(16,270)
Insurance Fraud Investigation Fund	(8,401)
<b>Total:</b>	<b>\$(24,671)</b>

**Statutory Dedications**

	Amount
Riverboat Gaming Enforcement Fund	(7,138)
<b>Total:</b>	<b>\$(7,138)</b>

Question	Narrative Response
Explain the need for this request.	N/A
Cite performance indicators for the adjustment.	N/A
What would the impact be if this is not funded?	N/A
Is revenue a fixed amount or can it be adjusted?	N/A
Is the expenditure of these revenues restricted?	N/A
Additional information or comments.	N/A



**Form 26521 — 419400CB5**

**4194 - Gaming Enforcement**

**MEANS OF FINANCING**

	Amount
STATE GENERAL FUND (Direct)	37,844
STATE GENERAL FUND BY:	—
INTERAGENCY TRANSFERS	—
FEES & SELF-GENERATED	(12,718)
STATUTORY DEDICATIONS	(25,126)
FEDERAL FUNDS	—
<b>TOTAL MEANS OF FINANCING</b>	<b>—</b>

**EXPENDITURES**

	Amount
Salaries	—
Other Compensation	—
Related Benefits	—
<b>TOTAL PERSONAL SERVICES</b>	<b>—</b>
Travel	—
Operating Services	—
Supplies	—
<b>TOTAL OPERATING EXPENSES</b>	<b>—</b>
<b>PROFESSIONAL SERVICES</b>	<b>—</b>
Other Charges	—
Debt Service	—
Interagency Transfers	—
<b>TOTAL OTHER CHARGES</b>	<b>—</b>
Acquisitions	—
Major Repairs	—
<b>TOTAL ACQ. &amp; MAJOR REPAIRS</b>	<b>—</b>
<b>TOTAL EXPENDITURES</b>	<b>—</b>

**AUTHORIZED POSITIONS**

	FTE
Classified	—
Unclassified	—
<b>TOTAL AUTHORIZED T.O. POSITIONS</b>	<b>—</b>
<b>TOTAL AUTHORIZED OTHER CHARGES POSITIONS</b>	<b>—</b>
<b>TOTAL NON-T.O. FTE POSITIONS</b>	<b>—</b>

**Fees and Self-Generated**

	Amount
Fees & Self-generated	(12,718)
<b>Total:</b>	<b>\$(12,718)</b>

**Statutory Dedications**

	Amount
Pari-mutuel Live Racing Facility Gaming	(615)
Riverboat Gaming Enforcement Fund	(20,579)
Sports Wagering Enforcement Fund	(3,932)
<b>Total:</b>	<b>\$(25,126)</b>

Question	Narrative Response
Explain the need for this request.	N/A
Cite performance indicators for the adjustment.	N/A
What would the impact be if this is not funded?	N/A
Is revenue a fixed amount or can it be adjusted?	N/A
Is the expenditure of these revenues restricted?	N/A
Additional information or comments.	N/A

**Form 26649 — 419300CB5**

**4193 - Operational Support**

**MEANS OF FINANCING**

	Amount
STATE GENERAL FUND (Direct)	552,687
STATE GENERAL FUND BY:	—
INTERAGENCY TRANSFERS	(70,716)
FEES & SELF-GENERATED	(481,661)
STATUTORY DEDICATIONS	(310)
FEDERAL FUNDS	—
<b>TOTAL MEANS OF FINANCING</b>	<b>—</b>

**EXPENDITURES**

	Amount
Salaries	—
Other Compensation	—
Related Benefits	—
<b>TOTAL PERSONAL SERVICES</b>	<b>—</b>
Travel	—
Operating Services	—
Supplies	—
<b>TOTAL OPERATING EXPENSES</b>	<b>—</b>
<b>PROFESSIONAL SERVICES</b>	<b>—</b>
Other Charges	—
Debt Service	—
Interagency Transfers	—
<b>TOTAL OTHER CHARGES</b>	<b>—</b>
Acquisitions	—
Major Repairs	—
<b>TOTAL ACQ. &amp; MAJOR REPAIRS</b>	<b>—</b>
<b>TOTAL EXPENDITURES</b>	<b>—</b>

**AUTHORIZED POSITIONS**

	FTE
Classified	—
Unclassified	—
<b>TOTAL AUTHORIZED T.O. POSITIONS</b>	<b>—</b>
<b>TOTAL AUTHORIZED OTHER CHARGES POSITIONS</b>	<b>—</b>
<b>TOTAL NON-T.O. FTE POSITIONS</b>	<b>—</b>

**Fees and Self-Generated**

	Amount
Concealed Handgun Permit Fund	(1,366)
Criminal Identification and Information	(30,589)
Fees & Self-generated	(441,156)
Insurance Fraud Investigation Fund	(8,550)
<b>Total:</b>	<b>\$(481,661)</b>

**Statutory Dedications**

	Amount
Riverboat Gaming Enforcement Fund	(310)
<b>Total:</b>	<b>\$(310)</b>

Question	Narrative Response
Explain the need for this request.	N/A
Cite performance indicators for the adjustment.	N/A
What would the impact be if this is not funded?	N/A
Is revenue a fixed amount or can it be adjusted?	N/A
Is the expenditure of these revenues restricted?	N/A
Additional information or comments.	N/A

**Form 26604 — 419200CB6**

**4192 - Criminal Investigation**

**MEANS OF FINANCING**

	Amount
STATE GENERAL FUND (Direct)	108,163
STATE GENERAL FUND BY:	—
INTERAGENCY TRANSFERS	—
FEES & SELF-GENERATED	—
STATUTORY DEDICATIONS	—
FEDERAL FUNDS	—
<b>TOTAL MEANS OF FINANCING</b>	<b>\$108,163</b>

**EXPENDITURES**

	Amount
Salaries	67,204
Other Compensation	332,773
Related Benefits	(291,814)
<b>TOTAL PERSONAL SERVICES</b>	<b>\$108,163</b>
Travel	—
Operating Services	—
Supplies	—
<b>TOTAL OPERATING EXPENSES</b>	<b>—</b>
<b>PROFESSIONAL SERVICES</b>	<b>—</b>
Other Charges	—
Debt Service	—
Interagency Transfers	—
<b>TOTAL OTHER CHARGES</b>	<b>—</b>
Acquisitions	—
Major Repairs	—
<b>TOTAL ACQ. &amp; MAJOR REPAIRS</b>	<b>—</b>
<b>TOTAL EXPENDITURES</b>	<b>\$108,163</b>

**AUTHORIZED POSITIONS**

	FTE
Classified	—
Unclassified	—
<b>TOTAL AUTHORIZED T.O. POSITIONS</b>	<b>—</b>
<b>TOTAL AUTHORIZED OTHER CHARGES POSITIONS</b>	<b>—</b>
<b>TOTAL NON-T.O. FTE POSITIONS</b>	<b>—</b>

Question	Narrative Response
Explain the need for this request.	See attachments
Cite performance indicators for the adjustment.	N/A
What would the impact be if this is not funded?	N/A
Is revenue a fixed amount or can it be adjusted?	N/A
Is the expenditure of these revenues restricted?	N/A
Additional information or comments.	N/A

Continuation Budget Adjustments - by Program

Office of State Police  
Traffic Enforcement Program  
Filed

Position Number	Last Name	Emp First Name	Job Title	Salary Object	Cost Center	Fund	Employee Count	Cur Year Sal	CPG Annualization	CPG Year 2	Perf Adjust Year 2	MA Inc Y2	Requested Salary	Retirement Plan	Employer Retirement	State Police	Teachers Retirement	Employer OSDI	Employer Medicare	Employer Medical	Employer Life	Total Benefits	Total Salaries and RB
7000009	MASSEY	VERONICA	ADMIN PROG SPEC C	0005110010	4191012206	4190000200	1	64,480	-	-	-	1,823	66,303	LAS1	27,781			961	7,392	72	8,425	36,206	8,425
50569762	MOERSCHBAECH	JOHN	State Police Major	0005110010	4191012271	4190000201	1	151,009	-	-	-	-	151,009	LSPR		101,689			2,190	13,502		15,692	156,922
50393893	JINKS	ROBERT	State Police Major	0005110010	4191012272	41900G0400	1	151,009	-	-	-	-	151,009	LSPR		93,060			2,190	13,502	10	14,944	156,922
127935	GETTLE	CORDELL	State Police Major	0005110010	4191012273	41900G0400	1	138,195	-	-	-	-	138,195	LSPR		19,169			2,004	12,930	10	14,944	14,944
7018916	HEARD	PATRICIA	ADMIN ASSISTANT 4	0005110010	4191012273	41900G0400	1	44,491	-	-	-	1,258	45,749	LASS								663	33,334
7000359	MARTEL	JACOB	MECHANIC 3	0005110010	4191012273	41900G0400	1	45,531	-	-	-	1,287	46,818	LASS		19,617						672	27,736
7077323	REICHHARDT	JAMIE	MECHANIC SUPERVISOR A	0005110010	4191012273	41900G0400	1	65,208	-	-	-	1,843	67,051	LASE		28,094						979	36,458
50389304	ANDERSON	ROGER	State Police Trooper	0005110010	4191012274	41900P3900	1	73,364	-	-	-	-	73,364	LSP1		49,404						1,064	1,064
5046752	ARABIE	DYLAN	State Police Trooper	0005110010	4191012274	4190000201	1	65,183	-	-	-	-	65,183	LSP1		43,894						945	8,784
5066745	AUZENNE	RUSSELL	State Police Trooper	0005110010	4191012274	41900P3900	1	85,049	-	-	-	-	85,049	LSPR		57,272						1,233	9,706
50321226	BASCOMBE	TAYLOR	State Police Trooper	0005110010	4191012274	41900G0400	1	71,228	-	-	-	-	71,228	LSP1		47,965						1,033	3,704
5052361	BEADLY	ROCK	State Police Trooper	0005110010	4191012274	41900P3900	1	61,206	-	2,790	-	-	63,995	LSP1		43,095						928	8,368
50509830	BERGERON	DERRICK	State Police Trooper	0005110010	4191012274	41900P3900	1	71,228	-	-	-	-	71,228	LSP1		47,965						1,033	14,541
50343635	BROWN	JOHNATHAN	State Police Cadet	0005110010	4191012274	41900P3900	1	56,590	-	3,732	-	-	60,322	LSP1		40,621						875	911
7000208	CARMOLICHE	DEVIN	State Police Cadet	0005110010	4191012274	41900P3900	1	56,590	-	3,732	-	-	60,322	LSP1		40,621						875	948
7112881	CARROLL	TOMMY	STATE POLICE MASTER TROOPER	0005110010	4191012274	41900G0400	1	98,596	-	-	-	-	98,596	LSPR		66,394						1,430	10,155
7018792	CHANTLIN	ALEXANDR	STATE POLICE SERGEANT	0005110010	4191012274	41900P3900	1	81,068	-	-	-	-	81,068	LSP1		54,591						1,175	14,749
113022	CHATTMAN	JEFFREY	State Police Trooper	0005110010	4191012274	4190000201	1	65,183	-	-	-	-	65,183	LSP1		43,894						945	9,418
7018417	DAMICO	BRUCE	STATE POLICE MASTER TROOPER	0005110010	4191012274	41900P3900	1	98,596	-	-	-	-	98,596	LSPR		66,394						1,430	14,932
7018880	DERRICK	GRANT	State Police Cadet	0005110010	4191012274	41900P3900	1	56,228	-	-	-	-	56,228	LSP1		37,864						815	14,317
7136136	DOWDLE	GRACIE	State Police Cadet	0005110010	4191012274	41900P3900	1	56,590	-	3,732	-	-	60,322	LSP1		40,621						875	875
50485653	DUPREE	JAMES	State Police Trooper	0005110010	4191012274	41900P3900	1	67,139	-	-	-	-	67,139	LSPR		45,211						974	14,548
50306566	EVANS	JESSIE	STATE POLICE LIEUTENANT	0005110010	4191012274	41900P3900	1	123,999	-	-	-	-	123,999	LSPR		83,501						1,798	9,190
50642653	GREENE	JOHN	State Police Trooper	0005110010	4191012274	41900P3900	1	71,228	-	-	-	-	71,228	LSP1		47,965						1,033	9,506
50569117	GUERROZ	MATTHEW	State Police Trooper	0005110010	4191012274	4190000201	1	65,183	-	-	-	-	65,183	LSP1		43,894						945	8,368
7000360	GULLIAMS	JACOB	State Police Trooper	0005110010	4191012274	41900P3900	1	67,139	-	-	-	-	67,139	LSP1		45,211						974	9,519
50514136	HEARD	STUART	State Police Trooper	0005110010	4191012274	41900G0400	1	65,183	-	-	-	-	65,183	LSP1		43,894						945	945
50513053	HERN	RYAN	State Police Trooper	0005110010	4191012274	41900G0400	1	61,206	-	2,790	-	-	63,995	LSP1		43,095						928	964
172233	JORDAN	WILLIAM	STATE POLICE LIEUTENANT	0005110010	4191012274	41900P3900	1	120,388	-	-	-	-	120,388	LSPR		81,069						1,746	15,255
7112896	KELLEY	DONALD	State Police Cadet	0005110010	4191012274	41900P3900	1	57,914	-	-	-	-	57,914	LSP1		39,000						840	14,390
7018970	KELLY II	WILLIE	STATE POLICE MASTER TROOPER	0005110010	4191012274	41900P3900	1	98,596	-	-	-	-	98,596	LSPR		66,394						1,502	14,932
7018036	LEBOEUF	RICHARD	State Police Trooper	0005110010	4191012274	41900P3900	1	57,914	-	-	-	-	57,914	LSP1		39,000						840	8,572
7018053	LEDET	TYLER	State Police Trooper	0005110010	4191012274	41900P3900	1	67,139	-	-	-	-	67,139	LSP1		45,211						974	5,592
50564190	LEE	OSCAR	State Police Trooper	0005110010	4191012274	41900G0400	1	71,228	-	-	-	-	71,228	LSPR		47,965						1,033	9,506
7017857	LEGER	CASEY	State Police Trooper	0005110010	4191012274	41900G0400	1	71,228	-	-	-	-	71,228	LSP1		47,965						1,033	4,144
50408400	LEI	RYAN	State Police Trooper	0005110010	4191012274	4190000201	1	65,183	-	-	-	-	65,183	LSP1		43,894						945	4,068
50320834	LINEBAUGH	KIERRA	State Police Cadet	0005110010	4191012274	41900P3900	1	57,914	-	-	-	-	57,914	LSP1		39,000						840	8,280
50543636	MACHEN	JOSHUA	STATE POLICE SERGEANT	0005110010	4191012274	41900P3900	1	81,068	-	-	-	-	81,068	LSP1		54,591						1,175	9,655
50651422	MADDOCKS	CLAY	State Police Trooper	0005110010	4191012274	41900G0400	1	65,183	-	-	-	-	65,183	LSP1		43,894						945	9,418
50542965	MADISON	GARRETT	STATE POLICE SERGEANT	0005110010	4191012274	41900G0400	1	78,706	-	-	-	-	78,706	LSPR		53,001						1,141	8,831
7018663	MALISTER	JEFFREY	State Police Trooper	0005110010	4191012274	4190000201	1	67,139	-	-	-	-	67,139	LSP1		45,211						974	8,414
50411480	MCDONALD	KRISTIAN	STATE POLICE SERGEANT	0005110010	4191012274	41900P2900	1	108,948	-	-	-	-	108,948	LSPR		73,366						1,580	15,082
7018844	MCGHEE	ZACHARY	STATE POLICE SERGEANT	0005110010	4191012274	41900P3900	1	74,188	-	-	-	-	74,188	LSP1		49,958						1,076	9,933
7018553	MELVIN	DARRIUS	State Police Trooper	0005110010	4191012274	41900G0400	1	57,914	-	-	-	-	57,914	LSP1		39,000						840	9,361
50551164	MENDOZA	KEITH	State Police Trooper	0005110010	4191012274	41900P3900	1	73,364	-	-	-	-	73,364	LSPR		49,404						1,064	14,566
50558921	MILLER	JAMES	State Police Trooper	0005110010	4191012274	41900P3900	1	85,049	-	-	-	-	85,049	LSPR		57,272						1,233	5,865
7018372	MITCHELL	CHANCE	State Police Trooper	0005110010	4191012274	4190000201	1	65,183	-	-	-	-	65,183	LSP1		43,894						945	9,802
50532270	NELSON	CHAD	STATE POLICE SERGEANT	0005110010	4191012274	41900P3900	1	112,217	-	-	-	-	112,217	LSPR		75,567						1,627	15,225
50509869	NICHOLAS	JASON	STATE POLICE MASTER TROOPER	0005110010	4191012274	41900P3900	1	101,553	-	-	-	-	101,553	LSPR		68,386						1,473	9,946
7018612	NICOSIA	AARON	State Police Captain	0005110010	4191012274	41900P3900	1	141,130	-	-	-	-	141,130	LSPR		95,037						2,046	15,548
5039370	ODROYNE	LUCAS	State Police Trooper	0005110010	4191012274	41900G0400	1	57,914	-	-	-	-	57,914	LSP1		39,000						840	9,709
50567829	PENDERGIST	TROY	State Police Trooper	0005110010	4191012274	41900P3900	1	90,229	-	-	-	-	90,229	LSPR		60,760						1,308	14,810
87580	PETERSEN	SCOT	State Police Trooper	0005110010	4191012274	4190000201	1	67,139	-	-	-	-	67,139	LSP1		45,211						974	974
50551515	PREJEAN	WILLIAM	STATE POLICE MASTER TROOPER	0005110010	4191012274																		

Continuation Budget Adjustments - by Program

Office of State Police  
Traffic Enforcement Program  
Filed

Position Number	Last name	Emp First Name	Job Title	Salary Object	Cost Center	Fund	Employee Count	Cur Year Sal	CPG Annualization	CPG Year 2	Perf Adjust Year 2	MA Inc Y2	Requested Salary	Retirement Plan	Employer Retirement	State Police	Teachers Retirement	Employer OSDI	Employer Medicare	Employer Medical	Employer Life	Total Benefits	Total Salaries and RB
7000239	CLARK	DAVID	STATE POLICE MASTER TROOPER	0005110010	4191012275	41900G0400	1	92,936	-	-	-	-	92,936	LSPR	-	62,583	-	1,348	8,473	144	9,965	9,965	9,965
50559021	CONSTERDINE	DAIMAN	State Police Trooper	0005110010	4191012275	41900G0400	1	92,936	-	-	-	-	92,936	LSPR	-	62,583	-	1,348	8,296	144	8,788	8,788	8,788
7112860	CORNETTE	JACOB	State Police Trooper	0005110010	4191012275	41900G0400	1	67,139	-	-	-	-	67,139	LSP1	-	45,211	-	974	7,684	-	8,658	8,658	8,658
50509872	DEAN	DOMINIC	State Police Cadet	0005110010	4191012275	41900P3900	1	56,590	3,732	-	-	-	60,322	LSP1	-	40,621	-	875	7,392	4	8,271	8,271	8,271
50552024	DEBENEDETTO	MONTY	STATE POLICE LIEUTENANT	0005110010	4191012275	41900G0400	1	103,847	-	-	-	-	103,847	LSPR	-	69,931	-	1,506	13,502	6	15,014	15,014	15,014
7018078	DESSENS	TIMOTHY	State Police Trooper	0005110010	4191012275	4190000201	1	65,183	-	-	-	-	65,183	LSP1	-	43,894	-	945	-	-	945	945	945
50543826	DUNCAN	MINDY	ADMIN ASSISTANT 4	0005110010	4191012275	41900G0400	1	47,070	-	-	-	1,331	48,401	LASE	-	20,280	-	702	8,473	-	9,175	29,455	29,455
7124265	EMERY III	NATHANIEL	State Police Trooper	0005110010	4191012275	41900P3900	1	67,139	-	-	-	-	67,139	LSP1	-	45,211	-	974	7,392	-	8,366	8,366	8,366
7000254	EVANS JR	NATHANIEL	State Police Trooper	0005110010	4191012275	41900G0400	1	92,936	-	-	-	-	92,936	LSPR	-	62,583	-	1,348	7,392	-	8,740	8,740	8,740
50558679	FAROUHAR	RONALD	STATE POLICE MASTER TROOPER	0005110010	4191012275	41900G0400	1	101,553	-	-	-	-	101,553	LSPR	-	68,386	-	1,473	12,930	648	15,051	15,051	15,051
7077358	GARCIA	JOSEPH	STATE POLICE LIEUTENANT	0005110010	4191012275	41900G0400	1	123,999	-	-	-	-	123,999	LSPR	-	83,501	-	1,798	13,502	252	15,552	15,552	15,552
50543272	GALTHREAUX	JEFFERY	State Police Trooper	0005110010	4191012275	41900G0400	1	71,228	-	-	-	-	71,228	LSP1	-	47,965	-	1,033	-	-	1,033	1,033	1,033
7129398	GILBERT	KEVIN	STATE POLICE LIEUTENANT	0005110010	4191012275	41900P2900	1	123,999	-	-	-	-	123,999	LSPR	-	83,501	-	1,798	13,502	-	15,300	15,300	15,300
50411011	HALL	BRIAN	STATE POLICE SERGEANT	0005110010	4191012275	41900G0400	1	78,706	-	-	-	-	78,706	LSP1	-	53,001	-	1,141	13,502	-	14,643	14,643	14,643
7019472	HARDY	JEANFRITZ	State Police Trooper	0005110010	4191012275	4190000201	1	65,183	-	-	-	-	65,183	LSP1	-	43,894	-	945	8,436	6	9,387	9,387	9,387
50509842	HARPER	MATTHEW	State Police Trooper	0005110010	4191012275	4190000201	1	63,285	-	-	-	-	63,285	LSP1	-	42,616	-	918	7,392	-	8,315	8,315	8,315
7000526	HAUGEN	TYRONE	POLICE SERGEANT-A	0005110010	4191012275	41900G0400	1	70,346	-	-	-	-	70,346	LASD	-	46,000	-	1,020	13,502	-	14,522	14,522	14,522
50558908	HELLIARD	BRANDON	State Police Trooper	0005110010	4191012275	41900G0400	1	57,914	-	-	-	-	57,914	LSP1	-	39,000	-	840	7,392	36	8,268	8,268	8,268
7018549	JAMES	AARON	State Police Trooper	0005110010	4191012275	41900P3900	1	67,139	-	-	-	-	67,139	LSP1	-	45,211	-	974	13,502	60	14,536	14,536	14,536
50511728	JONES	CHARLES	State Police Cadet	0005110010	4191012275	41900P3900	1	56,228	-	-	-	-	56,228	LSP1	-	37,864	-	815	4,674	48	5,537	5,537	5,537
7018878	JOUBERT	CHRISTOPHER	POLICE LIEUTENANT A	0005110010	4191012275	41900G0400	1	78,603	-	-	-	1,831	80,434	LHND	-	33,702	-	1,168	7,392	-	8,558	42,260	42,260
50404954	KATZMAN	DESMOND	STATE POLICE SERGEANT	0005110010	4191012275	41900G0400	1	99,703	-	-	-	-	99,703	LSPR	-	67,140	-	1,446	13,502	96	15,044	15,044	15,044
50413789	KENDRICK	JULIUS	State Police Trooper	0005110010	4191012275	41900G0400	1	65,183	-	-	-	-	65,183	LSP1	-	43,894	-	945	8,473	60	9,478	9,478	9,478
7000255	LITTLETON	JEFFERY	STATE POLICE MASTER TROOPER	0005110010	4191012275	41900P3900	1	101,553	-	-	-	-	101,553	LSPR	-	68,386	-	1,473	7,392	-	8,865	8,865	8,865
50512269	LOPEZ	CARLOS	State Police Trooper	0005110010	4191012275	41900P3900	1	67,139	-	-	-	-	67,139	LSP1	-	45,211	-	974	7,392	-	8,414	8,414	8,414
7018132	LOPEZ	JOHN	State Police Trooper	0005110010	4191012275	41900G0400	1	57,914	-	-	-	-	57,914	LSP1	-	39,000	-	840	7,392	48	8,280	8,280	8,280
50380458	LOUVIERE	SEAN	State Police Trooper	0005110010	4191012275	4190000201	1	67,139	-	-	-	-	67,139	LSP1	-	45,211	-	974	8,473	72	9,519	9,519	9,519
7000217	MARILLANES	COMMUNICATIONS OFFICER 3	0005110010	4191012275	41900G0400	53,227	1,505	54,732	LAS1	-	-	-	54,732	LSP1	-	22,933	-	794	12,930	144	13,868	13,868	13,868
50543017	MARTIN	DANIELLE	State Police Trooper	0005110010	4191012275	41900G0400	1	57,914	-	-	-	-	57,914	LSP1	-	39,000	-	840	7,392	48	8,280	8,280	8,280
50655803	MCCONNELL	RALPH DAVE	POLICE OFFICER 3-A	0005110010	4191012275	41900G0400	1	61,443	-	-	-	-	61,443	LHND	-	25,745	-	891	12,930	-	13,821	39,566	39,566
5040519	MONELLO	THOMAS	POLICE SERGEANT-A	0005110010	4191012275	41900G0400	1	70,346	-	-	-	-	70,346	LSPR	-	29,475	-	1,033	7,392	-	8,423	37,887	37,887
7000227	NARCISSE	CORY	State Police Trooper	0005110010	4191012275	41900G0400	1	57,914	-	-	-	-	57,914	LSP1	-	39,000	-	840	7,392	48	8,280	8,280	8,280
7112191	NICCOLINI	BENJAMIN	State Police Trooper	0005110010	4191012275	41900P3900	1	71,228	-	-	-	-	71,228	LSP1	-	47,965	-	1,033	8,473	48	9,554	9,554	9,554
7010898	ODOM	MICHELLE	POLICE OFFICER 3-A	0005110010	4191012275	41900G0400	1	55,661	-	-	-	1,573	57,234	LHND	-	23,981	-	1,033	8,473	-	9,506	34,487	34,487
7000252	PERRIT	DANIEL	STATE POLICE MASTER TROOPER	0005110010	4191012275	41900G0400	1	98,596	-	-	-	-	98,596	LSPR	-	66,394	-	1,430	13,502	96	15,028	15,028	15,028
18638	PORCHE	PHILIP	STATE POLICE SERGEANT	0005110010	4191012275	41900P3900	1	99,703	-	-	-	-	99,703	LSPR	-	67,140	-	1,446	8,473	96	10,015	10,015	10,015
50477008	RAND	PAUL	State Police Trooper	0005110010	4191012275	41900P3900	1	90,229	-	-	-	-	90,229	LSPR	-	60,760	-	1,308	13,502	-	14,810	14,810	14,810
50319269	REED	HENRY	STATE POLICE MASTER TROOPER	0005110010	4191012275	41900G0400	1	101,553	-	-	-	-	101,553	LSPR	-	68,386	-	1,473	7,392	25	8,890	8,890	8,890
182087	RICHARD	TAGIE	STATE POLICE SERGEANT	0005110010	4191012275	41900P3900	1	78,706	-	-	-	-	78,706	LSP1	-	53,001	-	1,141	7,392	60	8,593	8,593	8,593
7018467	ROMANO	SHAWN	STATE POLICE SERGEANT	0005110010	4191012275	41900G0400	1	112,217	-	-	-	-	112,217	LSPR	-	75,567	-	1,627	7,392	-	9,019	9,019	9,019
5065167	ROUSSEL	LAWRENCE	State Police Trooper	0005110010	4191012275	41900P3900	1	71,228	-	-	-	-	71,228	LSP1	-	47,965	-	1,033	13,502	60	14,595	14,595	14,595
50554571	SAVOY	KEITH	State Police Trooper	0005110010	4191012275	41900P3900	1	90,229	-	-	-	-	90,229	LSPR	-	60,760	-	1,308	8,473	72	9,853	9,853	9,853
50477024	SCIONEALX	JUSTIN	STATE POLICE LIEUTENANT	0005110010	4191012275	41900G0400	1	110,172	-	-	-	-	110,172	LSPR	-	74,190	-	1,597	7,392	7	8,996	8,996	8,996
7000455	SHAPPLEY	CAMERON	STATE POLICE SERGEANT	0005110010	4191012275	41900P3900	1	78,706	-	-	-	-	78,706	LSP1	-	53,001	-	1,141	8,473	-	9,614	9,614	9,614
7000183	SIMMONS	MADALYN	ADMIN COORDINATOR 3	0005110010	4191012275	41900G0400	1	34,382	-	-	-	972	35,354	LAS5	-	14,813	-	513	-	-	513	15,326	15,326
7018738	SMITH	TERRENCE	State Police Trooper	0005110010	4191012275	41900G0400	1	65,183	-	-	-	-	65,183	LSP1	-	43,894	-	945	7,392	5	8,342	8,342	8,342
50393902	SNELL	BEAU	State Police Trooper	0005110010	4191012275	41900G0400	1	65,183	-	-	-	-	65,183	LSP1	-	43,894	-	945	14,037	5	14,897	14,897	14,897
7129457	STAHL	RALPH	STATE POLICE LIEUTENANT	0005110010	4191012275	41900P3900	1	116,881	-	-	-	-	116,881	LSPR	-	78,708	-	1,695	8,473	-	10,168	10,168	10,168
50393891	SUMMERFORD	CHARLES	State Police Trooper	0005110010	4191012275	41900P3900	1	67,139	-	-	-	-	67,139	LSP1	-	45,211	-	974	13,502	96	14,572	14,572	14,572
50509854	TAPE	CAMDEN	State Police Cadet	0005110010	4191012275	41900P3900	1	56,590	3,732	-	-	-	60,322	LSP1	-	40,621	-	875	7,392	4	8,271	8,271	8,271
50393936	THAXTON	DAVID	STATE POLICE SERGEANT	0005110010	4191012275	41900P3900	1	74,188	-	-	-	-	74,188	LSP1	-	49,958	-	1,076	13,702	96	14,874	14,874	14,874
7018464	TOLPI	CORY	State Police Cadet	0005110010	4191012275	41900P3900	1	56,228	-	-	-	-	56,228	LSP1	-	37,864	-	815	8,436	-	9,251	9,251	9,251
50509015	UHLK	SHELBY	State Police Trooper	0005110010	4191012275	41900G0400	1	56,590	3,732	-	-	-	60,322	LSP1	-	40,621	-	875	8,473	-	9,348	9,348	9,348
7018345	VERBYL	DERRYL	POLICE OFFICER 3-A	0005110010	4191012275	41900G0400	1	57,304	-	-	-	1,620	58,924	LAS6	-	24,689	-	854	8,473	-	9,327	34,016	34,016
7017953																							



Continuation Budget Adjustments - by Program

Office of State Police  
Traffic Enforcement Program  
Filed

Position Number	Last Name	Emp First Name	Job Title	Salary Object	Cost Center	Fund	Employee Count	Cur Year Sal	CPG Annualization	CPG Year 2	Perf Adjust Year 2	MA Inc Y2	Requested Salary	Retirement Plan	Employer Retirement	State Police	Teachers Retirement	Employer OSDI	Employer Medicare	Employer Medical	Employer Life	Total Benefits	Total Salaries and RB
5067045	LARVADAN	HALEIGH	State Police Cadet	0005110010	4191012276	4190000201	1	56,590	3,732	-	-	-	60,322	LSP1	-	40,621	-	-	875	7,392	36	8,303	8,303
5054353	LATOLAIS	TYLER	State Police Trooper	0005110010	4191012276	41900G0400	1	57,914	-	-	-	-	57,914	LSP1	-	39,000	-	-	840	-	48	898	898
7129425	MARTIN	AUSTIN	State Police Trooper	0005110010	4191012276	41900G0400	1	57,914	-	-	-	-	57,914	LSP1	-	39,000	-	-	840	13,443	48	14,331	14,331
5038905	MCKEE	JOSHUA	STATE POLICE LIEUTENANT	0005110010	4191012276	41900G0400	1	123,999	-	-	-	-	123,999	LSPR	-	1,798	13,502	-	1,798	13,502	-	15,300	15,300
50408209	NEFF	LEEAN	STATE POLICE MASTER TROOPER	0005110010	4191012276	41900G0400	1	85,049	-	-	-	-	85,049	LSPR	-	1,233	13,502	-	1,233	13,502	-	14,735	14,735
7000251	PAZ	KEITH	STATE POLICE SERGEANT	0005110010	4191012276	41900G0400	1	112,217	-	-	-	-	112,217	LSPR	-	75,567	-	-	1,627	-	-	1,627	1,627
50509019	REEVES	DEREK	State Police Trooper	0005110010	4191012276	4190000201	1	57,914	-	-	-	-	57,914	LSP1	-	39,000	-	-	840	13,502	48	14,390	14,390
50336584	ROCKWARD	DAMIAN	State Police Trooper	0005110010	4191012276	4190000201	1	67,139	-	-	-	-	67,139	LSP1	-	45,211	-	-	974	13,502	60	14,536	14,536
7129475	SCHENAYDRE	TROY	STATE POLICE LIEUTENANT	0005110010	4191012276	41900G0400	1	123,999	-	-	-	-	123,999	LSPR	-	83,501	-	-	1,798	12,930	-	14,728	14,728
7018823	SLAUGHTER	DUSTEN	State Police Trooper	0005110010	4191012276	41900G0400	1	73,364	-	-	-	-	73,364	LSP1	-	49,404	-	-	1,064	13,502	7	14,573	14,573
7018551	SPANHOWER	BLAKE	STATE POLICE SERGEANT	0005110010	4191012276	41900G0400	1	78,706	-	-	-	-	78,706	LSP1	-	53,001	-	-	1,141	14,037	48	15,226	15,226
7089253	TAYLOR	JAMON	State Police Trooper	0005110010	4191012276	4190000201	1	67,139	-	-	-	-	67,139	LSP1	-	45,211	-	-	974	8,473	60	9,507	9,507
50405015	TILFORD	BRANDON	State Police Trooper	0005110010	4191012276	4190000201	1	65,183	-	-	-	-	65,183	LSP1	-	43,894	-	-	945	7,392	5	8,342	8,342
50331801	TILL	MURRAY	STATE POLICE SERGEANT	0005110010	4191012276	41900G0400	1	112,217	-	-	-	-	112,217	LSPR	-	75,567	-	-	1,627	13,502	-	15,129	15,129
50542759	UPTON	DAVID	State Police Trooper	0005110010	4191012276	41900G0400	1	57,914	-	-	-	-	57,914	LSP1	-	39,000	-	-	840	12,930	48	13,818	13,818
50509857	VERRET	AUSTIN	State Police Cadet	0005110010	4191012276	4190000201	1	56,590	3,732	-	-	-	60,322	LSP1	-	40,621	-	-	875	2,671	36	3,582	3,582
50543026	WALTERS	HENRY	State Police Trooper	0005110010	4191012276	4190000201	1	57,914	-	-	-	-	57,914	LSP1	-	39,000	-	-	840	7,392	48	8,280	8,280
5034593	WILLIAMS	RICHARD	State Police Trooper	0005110010	4191012276	41900G0400	1	71,228	-	-	-	-	71,228	LSP1	-	47,965	-	-	1,033	13,502	-	14,535	14,535
7000206	AXSON	ANDREW	STATE POLICE MASTER TROOPER	0005110010	4191012277	41900G0400	1	98,596	-	-	-	-	98,596	LSPR	-	66,394	-	-	1,430	13,502	-	14,932	14,932
7000050	BAILEY	MICHAEL	STATE POLICE MASTER TROOPER	0005110010	4191012277	41900G0400	1	95,724	-	-	-	-	95,724	LSPR	-	64,481	-	-	1,388	8,473	-	9,861	9,861
7019786	BAKER	JULIA	STATE POLICE SERGEANT	0005110010	4191012277	41900G0400	1	74,188	-	-	-	-	74,188	LSP1	-	1,076	-	-	1,076	8,473	72	9,621	9,621
5035913	BELLARD	DALLAS	STATE POLICE LIEUTENANT	0005110010	4191012277	41900G0400	1	123,999	-	-	-	-	123,999	LSPR	-	83,501	-	-	1,798	13,502	-	15,300	15,300
7018041	BERRY	DEREK	State Police Trooper	0005110010	4191012277	4190000201	1	71,228	-	-	-	-	71,228	LSP1	-	47,965	-	-	1,033	7,392	144	8,569	8,569
130324	BOULLION	RANDY	State Police Trooper	0005110010	4191012277	4190000201	1	67,139	-	-	-	-	67,139	LSP1	-	45,211	-	-	974	7,684	-	8,658	8,658
7018960	BURGESS	ADAM	State Police Trooper	0005110010	4191012277	41900G0400	1	65,183	-	-	-	-	65,183	LSP1	-	43,894	-	-	945	12,930	-	13,923	13,923
7129401	BUTLER	ROY	State Police Trooper	0005110010	4191012277	41900G0400	1	57,914	-	-	-	-	57,914	LSP1	-	39,000	-	-	840	8,473	48	9,361	9,361
50509016	CAPON	DESHAWN	State Police Cadet	0005110010	4191012277	41900G0400	1	56,590	3,732	-	-	-	60,322	LSP1	-	40,621	-	-	875	4,674	36	5,585	5,585
50509858	CHAMBERLAIN	DANIEL	STATE POLICE SERGEANT	0005110010	4191012277	41900G0400	1	105,775	-	-	-	-	105,775	LSPR	-	71,228	-	-	1,446	13,502	144	15,180	15,180
5040651	CLARK	DEVIN	State Police Trooper	0005110010	4191012277	41900G0400	1	65,183	-	-	-	-	65,183	LSP1	-	43,894	-	-	945	7,392	5	8,342	8,342
7000527	CRAIN	KIARA	ADMIN COORDINATOR 3	0005110010	4191012277	41900G0400	1	34,861	-	-	-	985	35,846	LASS	15,019	520	-	-	2,671	4	3,195	3,214	
50567704	CRANFORD	CHRISTOPHER	STATE POLICE SERGEANT	0005110010	4191012277	41900G0400	1	98,703	-	-	-	-	98,703	LSPR	-	67,140	-	-	1,446	8,473	60	9,979	9,979
50543029	DAVIS	AUSTIN	State Police Cadet	0005110010	4191012277	41900G0400	1	56,590	3,732	-	-	-	60,322	LSP1	-	40,621	-	-	875	13,502	-	14,377	14,377
7018505	DONAHOE	JONATHAN	STATE POLICE LIEUTENANT	0005110010	4191012277	41900G0400	1	123,999	-	-	-	-	123,999	LSPR	-	83,501	-	-	1,798	7,392	-	9,190	9,190
7013332	GRAFFIA	ROLAND	State Police Trooper	0005110010	4191012277	41900G0400	1	57,914	-	-	-	-	57,914	LSP1	-	39,000	-	-	840	8,079	60	8,979	8,979
7000008	GREMILLION	BRAD	State Police Captain	0005110010	4191012277	41900G0400	1	141,130	-	-	-	-	141,130	LSPR	-	95,037	-	-	2,046	13,502	-	15,548	15,548
18604	GUIDRY	JOSHUA	State Police Trooper	0005110010	4191012277	4190000201	1	65,183	-	-	-	-	65,183	LSP1	-	43,894	-	-	945	2,671	5	3,621	3,621
7000429	HARPER	GARY	STATE POLICE LIEUTENANT	0005110010	4191012277	41900G0400	1	120,388	-	-	-	-	120,388	LSPR	-	81,069	-	-	1,748	12,930	-	14,676	14,676
50408202	HENRIKSON	BRETT	STATE POLICE SERGEANT	0005110010	4191012277	41900G0400	1	93,980	-	-	-	-	93,980	LSPR	-	63,286	-	-	1,363	13,502	60	14,926	14,926
50509828	HOWARD	DANIEL	STATE POLICE MASTER TROOPER	0005110010	4191012277	41900G0400	1	95,724	-	-	-	-	95,724	LSPR	-	64,481	-	-	1,388	8,473	-	9,861	9,861
50380439	JAMES	THEODORE	STATE POLICE LIEUTENANT	0005110010	4191012277	41900G0400	1	113,477	-	-	-	-	113,477	LSPR	-	76,415	-	-	1,645	13,502	-	15,147	15,147
50475183	JONES	TONYA	ADMIN ASSISTANT 4	0005110010	4191012277	41900G0400	1	49,962	-	-	-	1,412	51,374	LASE	21,528	745	-	-	7,392	-	-	8,137	29,863
7077369	LAVERGNE	BRYAN	STATE POLICE SERGEANT	0005110010	4191012277	41900G0400	1	108,948	-	-	-	-	108,948	LSPR	-	73,366	-	-	1,580	8,473	96	10,149	10,149
7077350	LAVIGNE	ETHAN	State Police Trooper	0005110010	4191012277	4190000201	1	67,139	-	-	-	-	67,139	LSP1	-	45,211	-	-	974	13,502	48	14,524	14,524
7135803	LOCKER	CHET	State Police Trooper	0005110010	4191012277	4190000201	1	71,228	-	-	-	-	71,228	LSP1	-	47,965	-	-	1,033	8,980	-	10,013	10,013
7000153	MANCHESTER	SETH	MECHANIC SUPERVISOR A	0005110010	4191012277	41900G0400	1	64,126	-	-	-	1,813	65,939	LAS1	27,620	956	-	-	12,930	48	13,934	13,934	
50499619	MARTIN	SHAUNIE	State Police Trooper	0005110010	4191012277	41900G0400	1	87,601	-	-	-	-	87,601	LSPR	-	58,991	-	-	1,270	8,473	72	9,815	9,815
50542972	MOORE	JESSE	State Police Trooper	0005110010	4191012277	41900G0400	1	57,914	-	-	-	-	57,914	LSP1	-	39,000	-	-	840	8,079	60	8,979	8,979
5065860	NAQUIN	LANDRY	State Police Trooper	0005110010	4191012277	4190000201	1	67,139	-	-	-	-	67,139	LSP1	-	45,211	-	-	974	7,392	48	8,414	8,414
7000524	POINCON	SIMON	State Police Trooper	0005110010	4191012277	41900G0400	1	57,914	-	-	-	-	57,914	LSP1	-	39,000	-	-	840	7,392	-	8,232	8,232
7018015	RAUCH	GREGORY	STATE POLICE SERGEANT	0005110010	4191012277	41900G0400	1	112,217	-	-	-	-	1										

Continuation Budget Adjustments - by Program

Office of State Police  
Traffic Enforcement Program  
Fiscal

Position Number	Last name	Emp First Name	Job Title	Salary Object	Cost Center	Fund	Employee Count	Cur Year Sal	CPG Annualization	CPG Year 2	Perf Adjust Year 2	MA Inc Y2	Requested Salary	Retirement Plan	Employer Retirement	State Police	Teachers Retirement	Employer OSDI	Employer Medicare	Employer Medical	Employer Life	Total Salaries and RB
50319814	CRAIG	BROCKE	State Police Trooper	0005110010	4191012278	41900P3900	1	57,914	-	-	-	-	57,914	LSP1	-	39,000	-	840	7,392	-	8,232	8,232
50552257	CYPRIAN	TREY	State Police Trooper	0005110010	4191012278	41900G0400	1	65,183	-	-	-	-	65,183	LSP1	-	43,894	945	13,502	5	14,452	14,452	14,452
50509827	DAVIS	WILLIAM	State Police Cadet	0005110010	4191012278	41900P3900	1	56,590	3,732	-	-	-	60,322	LSP1	-	40,621	875	13,502	36	14,413	14,413	14,413
7127954	DESALVO	BRENNAN	State Police Trooper	0005110010	4191012278	4190000201	1	71,228	-	-	-	-	71,228	LSP1	-	47,965	1,033	13,502	-	14,535	14,535	14,535
50552262	DONOVAN	TRISTEN	State Police Trooper	0005110010	4191012278	41900P3900	1	57,914	-	-	-	-	57,914	LSP1	-	39,000	840	13,502	36	14,378	14,378	14,378
50552327	DORÉ	CHARLES	State Police Trooper	0005110010	4191012278	41900P3900	1	57,914	-	-	-	-	57,914	LSP1	-	39,000	840	13,502	-	14,342	14,342	14,342
7017790	DUCCOTE	SARAH	COMMUNICATIONS OFFICER 3	0005110010	4191012278	41900G0400	1	39,770	-	-	-	1,124	40,894	LAS5	17,134	45,211	593	7,392	48	8,033	25,167	25,167
7017954	DUJON	ROWLAND	State Police Trooper	0005110010	4191012278	4190000201	1	67,139	-	-	-	-	67,139	LSP1	-	43,894	974	13,502	60	14,536	14,536	14,536
50552057	ELLIOTT	ADRIENNE	COMMUNICATIONS OFFICER 3	0005110010	4191012278	41900G0400	1	40,123	-	-	-	1,134	41,257	LAS5	17,287	598	7,392	96	8,086	25,373	25,373	
50372183	EVANS	PAIGE	COMMUNICATIONS OFFICER 3	0005110010	4191012278	41900G0400	1	39,770	-	-	-	1,124	40,894	LAS5	17,134	593	7,392	-	7,985	25,119	25,119	
50509847	FITTE	MICHAEL	STATE POLICE LIEUTENANT	0005110010	4191012278	41900G0400	1	123,999	-	-	-	-	123,999	LSPR	-	83,501	1,798	8,473	-	10,271	10,271	10,271
7000229	FLYNN	LATERICKA	ADMIN ASSISTANT 4	0005110010	4191012278	41900G0400	1	44,970	-	-	-	1,271	46,241	LAS6	19,375	670	1,414	13,502	-	14,643	14,643	14,643
50543841	HANDY	BRIAN	STATE POLICE SERGEANT	0005110010	4191012278	41900P3900	1	78,706	-	-	-	-	78,706	LSP1	-	53,001	1,141	13,502	-	14,643	14,643	14,643
50380459	HANNA	JOHN	STATE POLICE LIEUTENANT	0005110010	4191012278	41900G0400	1	123,999	-	-	-	-	123,999	LSPR	-	83,501	1,798	8,473	-	10,271	10,271	10,271
50539413	HARDING	ALLEN	State Police Trooper	0005110010	4191012278	4190000201	1	71,228	-	-	-	-	71,228	LSP1	-	47,965	1,033	13,502	48	15,961	15,961	15,961
50477022	HEBERT	AARON	STATE POLICE SERGEANT	0005110010	4191012278	41900P3900	1	93,980	-	-	-	-	93,980	LSPR	-	63,286	1,363	13,502	6	14,871	14,871	14,871
7018624	HENSON	JAMES	State Police Trooper	0005110010	4191012278	41900P3900	1	57,914	-	-	-	-	57,914	LSP1	-	39,000	840	13,502	5	14,347	14,347	14,347
50554945	HILLIS	CALTON	State Police Trooper	0005110010	4191012278	41900G0400	1	67,139	-	-	-	-	67,139	LSP1	-	43,894	945	13,502	60	14,536	14,536	14,536
50638431	HILLIS	CALTON	State Police Trooper	0005110010	4191012278	41900G0400	1	67,139	-	-	-	-	67,139	LSP1	-	43,894	945	13,502	60	14,536	14,536	14,536
17884	HUDDLE	KAYLEE	COMMUNICATIONS OFFICER 3	0005110010	4191012278	4190000201	1	40,123	-	-	-	1,134	41,257	LAS5	17,287	598	8,473	36	9,107	26,394	26,394	
7018538	JACKSON	CHESTER	State Police Trooper	0005110010	4191012278	41900P3900	1	63,285	-	-	-	-	63,285	LSP1	-	40,621	918	8,473	-	9,391	9,391	9,391
113011	JULIAN	TOBY	STATE POLICE SERGEANT	0005110010	4191012278	41900P3900	1	108,948	-	-	-	-	108,948	LSPR	-	73,366	1,580	8,473	96	10,149	10,149	10,149
7018383	LEA	KIMBERLY	ADMIN COORDINATOR 3	0005110010	4191012278	41900G0400	1	45,760	-	-	-	1,294	47,054	LASE	19,716	682	2,671	144	3,497	23,213	23,213	23,213
50862286	LEE	WILLIAM	State Police Trooper	0005110010	4191012278	41900P3900	1	71,228	-	-	-	-	71,228	LSP1	-	47,965	1,033	13,502	-	14,535	14,535	14,535
7018286	LEONARDS	KATHLEEN	COMMUNICATIONS OFFICER 3	0005110010	4191012278	41900G0400	1	48,152	-	-	-	1,361	49,513	LAS6	20,746	718	8,473	252	9,443	19,189	19,189	19,189
7018794	LEVY	BRANSON	State Police Trooper	0005110010	4191012278	41900P3900	1	57,914	-	-	-	-	57,914	LSP1	-	39,000	840	13,502	48	14,820	14,820	14,820
50321401	MARTIN	DANIEL	COMMUNICATIONS OFFICER 1	0005110010	4191012278	41900G0400	1	33,565	2,178	-	-	1,347	37,911	LAS5	15,541	538	7,392	-	7,930	23,471	23,471	
7000190	MARTIN	RATE	STATE POLICE MASTER TROOPER	0005110010	4191012278	41900P3900	1	101,553	-	-	-	-	101,553	LSP1	-	68,386	1,473	7,392	14	8,879	8,879	8,879
7129451	MOTES	RYAN	State Police Trooper	0005110010	4191012278	41900G0400	1	65,183	-	-	-	-	65,183	LSP1	-	43,894	945	13,502	60	14,978	14,978	14,978
50661596	NOUVEN	MATHEW	State Police Trooper	0005110010	4191012278	41900P3900	1	92,936	-	-	-	-	92,936	LSPR	-	62,583	1,348	8,473	6	9,827	9,827	9,827
5056654	NORIS	JOSEPH	STATE POLICE SERGEANT	0005110010	4191012278	41900P3900	1	102,694	-	-	-	-	102,694	LSPR	-	69,154	1,569	13,502	-	14,991	14,991	14,991
7129322	PENNINGSON	JAYSON	State Police Trooper	0005110010	4191012278	41900P3900	1	71,228	-	-	-	-	71,228	LSP1	-	47,965	1,033	13,502	-	14,535	14,535	14,535
7018628	PEREZ	JUSTIN	STATE POLICE LIEUTENANT	0005110010	4191012278	41900G0400	1	120,388	-	-	-	-	120,388	LSPR	-	81,069	1,746	8,473	6	9,827	9,827	9,827
50513309	PERRY	WILLIAM	State Police Trooper	0005110010	4191012278	41900P3900	1	56,590	3,732	-	-	-	60,322	LSP1	-	40,621	875	13,502	5	14,488	14,488	14,488
50389780	PIKE	BRIAN	State Police Trooper	0005110010	4191012278	41900P3900	1	71,228	-	-	-	-	71,228	LSP1	-	47,965	1,033	13,502	72	15,978	15,978	15,978
7018926	RAINES	CHRISTOPHER	State Police Trooper	0005110010	4191012278	41900P3900	1	71,228	-	-	-	-	71,228	LSP1	-	47,965	1,033	13,502	-	14,535	14,535	14,535
50513484	ROBERTSON	KEITH	State Police Trooper	0005110010	4191012278	41900P3900	1	87,601	-	-	-	-	87,601	LSPR	-	58,991	1,270	4,618	72	5,960	5,960	5,960
7017274	SAGER	AARON	State Police Trooper	0005110010	4191012278	4190000201	1	56,590	3,732	-	-	-	60,322	LSP1	-	40,621	875	13,502	144	15,226	15,226	15,226
7018667	SANDERS	SHANNON	State Police Trooper	0005110010	4191012278	41900P3900	1	57,914	-	-	-	-	57,914	LSP1	-	39,000	840	13,502	96	8,328	8,328	8,328
50383878	SCRANTZ	ISAAC	State Police Trooper	0005110010	4191012278	4190000201	1	65,183	-	-	-	-	65,183	LSP1	-	43,894	945	13,502	36	5,999	5,999	5,999
50380438	SERLUNTINE	DANIEL	STATE POLICE SERGEANT	0005110010	4191012278	41900P3900	1	108,948	-	-	-	-	108,948	LSPR	-	73,366	1,580	13,502	144	15,226	15,226	15,226
7018618	SNELLGROVE	CHRISTOPHER	STATE POLICE LIEUTENANT	0005110010	4191012278	41900G0400	1	116,881	-	-	-	-	116,881	LSPR	-	78,708	1,695	7,392	7	9,094	9,094	9,094
7018816	STEPHENSON	BRANDON	State Police Trooper	0005110010	4191012278	41900P3900	1	71,228	-	-	-	-	71,228	LSP1	-	47,965	1,033	13,502	-	14,535	14,535	14,535
7000200	STOKES	JASON	State Police Captain	0005110010	4191012278	41900G0400	1	141,130	-	-	-	-	141,130	LSPR	-	95,037	2,046	8,473	-	10,519	10,519	10,519
50380460	TRAVIS	JOSEPH	STATE POLICE MASTER TROOPER	0005110010	4191012278	41900P3900	1	98,596	-	-	-	-	98,596	LSPR	-	66,394	1,430	8,473	144	10,047	10,047	10,047
50509860	WALLACE	TREVOR	State Police Trooper	0005110010	4191012278	4190000201	1	67,139	-	-	-	-	67,139	LSP1	-	45,211	974	13,502	48	14,524	14,524	14,524
7000174	WHITE	JASON	STATE POLICE LIEUTENANT	0005110010	4191012278	41900G0400	1	116,881	-	-	-	-	116,881	LSPR	-	78,708	1,695	13,502	-	15,197	15,197	15,197
7017870	WILLIAMSON	ERIC	CRIMINAL INVESTIGATOR 2	0005110010	4191012278	41900P3900	1	70,807	-	-	-	2,004	72,811	LHAD	30,550	1,057	1,153	96	1,153	31,703	31,703	31,703
50543027	WILLIS	SILAS	State Police Trooper	0005110010	4191012278	41900P3900	1	57,914	-	-	-	-	57,914	LSP1	-	39,000	840	13,502	-	13,770	13,770	13,770
50569465	BLANCHARD	RYAN	STATE POLICE SERGEANT	0005110010	4191012279	41900G0400	1	96,789	-	-	-	-	96,789	LSPR	-	65,184	1,404	13,502	6	14,912	14,912	14,912
50410686	BOLTON	JAVIER	STATE POLICE SERGEANT	0005110010	4191012279	41900G0400	1	99,703	-	-	-	-	99,703	LSPR	-	67,140	1,446	8,473	-	1,446	1,446	1,446
7000033	BRADSHAW	PEYTON	State Police Trooper	0005110010	4191012279	41900G0400	1	57,914	-	-	-	-	57,914	LSP1	-	39,000	840	7,684	5	8,529	8,529	8,529
7000184	BRAZZEL	WILLIAM	STATE POLICE MASTER TROOPER	0005110010	4191012279	41900G0400	1	101,553	-	-	-	-	101,553	LSPR	-	68,386	1,473	13,502	7	14,982	14,982	14,982
50466753	BRIGNAC	BRANTIS	State Police Trooper	0005110010	4191012279	41900G0400	1	65,183	-	-	-	-	65,183	LSP1	-	43,894	945	13,502	60	14,707	14,707	14,707
50494705	BUTCHER	RONALD	STATE POLICE SERGEANT	0005110010	4191012279	41900G0400	1	112,217	-	-	-	-	112,217	LSPR	-	75,567	1,627	13,502	-	15		

Continuation Budget Adjustments - by Program

Office of State Police  
Traffic Enforcement Program  
Filed

Position Number	Last name	Emp First Name	Job Title	Salary Object	Cost Center	Fund	Employee Count	Cur Year Sal	CPG Annualization	CPG Year 2	Perf Adjust Year 2	MA Inc Y2	Requested Salary	Retirement Plan	Employer Retirement	State Police	Teachers Retirement	Employer OSDI	Employer Medicare	Employer Medical	Employer Life	Total Benefits	Total Salaries and RB
50487381	LEBLANC	JAMES	MECHANIC SUPERVISOR A	0005110010	4191012279	4190000201	1	55,266	-	-	-	1,562	56,828	LAS1	23,811	39,000	-	824	4,618	-	5,442	29,253	29,253
50386758	LEE	SHANE	State Police Trooper	0005110010	4191012279	41900G0400	1	57,914	-	-	-	-	57,914	LSP1	-	840	14,308	-	15,208	-	-	15,208	15,208
7018864	MACKAY	MARK	STATE POLICE LIEUTENANT	0005110010	4191012279	41900G0400	1	120,388	-	-	-	-	120,388	LSPR	-	81,069	-	1,746	-	-	-	1,746	1,746
5055484	MCNEAL	DYLAN	State Police Cadet	0005110010	4191012279	4190000201	1	56,590	3,732	-	-	-	60,322	LSP1	-	40,621	-	875	7,392	5	8,272	8,272	8,272
7018254	MEDRAND	DAVID	STATE POLICE MASTER TROOPER	0005110010	4191012279	41900G0400	1	101,553	-	-	-	-	101,553	LSPR	-	68,386	-	1,473	8,473	-	-	9,946	9,946
7018054	MONTELONGO	KALEB	State Police Trooper	0005110010	4191012279	4190000201	1	67,139	-	-	-	-	67,139	LSP1	-	45,211	-	974	7,392	-	-	8,366	8,366
7017915	MORVANT	LARRY	State Police Trooper	0005110010	4191012279	41900G0400	1	71,228	-	-	-	-	71,228	LSP1	-	47,965	-	1,033	7,392	-	-	8,425	8,425
7018265	NATIONS	ARTHUR	State Police Trooper	0005110010	4191012279	41900G0400	1	57,914	-	-	-	-	57,914	LSP1	-	840	14,308	-	15,208	96	8,770	8,770	
7018355	NEWELL	BRIDGETT	ADMIN ASSISTANT 4	0005110010	4191012279	41900G0400	1	41,309	-	-	-	1,168	42,477	LAS6	17,798	-	616	4,674	-	-	-	5,290	23,088
7112884	ODOM	AARON	State Police Cadet	0005110010	4191012279	41900G0400	1	56,590	3,732	-	-	-	60,322	LSP1	-	40,621	-	875	4,880	-	-	5,755	5,755
7018422	ROACH	CHANEIKA	ADMIN COORDINATOR 3	0005110010	4191012279	41900G0400	1	34,861	-	-	-	985	35,846	LAS5	15,019	-	520	4,674	72	5,296	20,285	20,285	
128538	SORANTZ	MORGAN	State Police Cadet	0005110010	4191012279	41900G0400	1	56,590	3,732	-	-	-	60,322	LSP1	-	40,621	-	875	7,392	-	-	8,267	8,267
7018927	SPEARS	MICHAEL	STATE POLICE SERGEANT	0005110010	4191012279	41900G0400	1	112,217	-	-	-	-	112,217	LSPR	-	75,567	-	1,627	13,502	72	15,201	15,201	
5040652	ST.ROMAIN	ADAM	STATE POLICE MASTER TROOPER	0005110010	4191012279	41900G0400	1	98,596	-	-	-	-	98,596	LSPR	-	66,394	-	1,430	8,473	-	-	1,437	1,437
7017980	STARLING	SHELTON	STATE POLICE SERGEANT	0005110010	4191012279	41900G0400	1	112,217	-	-	-	-	112,217	LSPR	-	75,567	-	1,627	13,502	-	-	10,100	10,100
50475311	STEWART	STEVEN	STATE POLICE SERGEANT	0005110010	4191012279	41900G0400	1	99,703	-	-	-	-	99,703	LSPR	-	67,140	-	1,446	13,502	96	15,044	15,044	
7017840	STRICKLAND	CALEB	State Police Trooper	0005110010	4191012279	41900G0400	1	71,228	-	-	-	-	71,228	LSP1	-	47,965	-	1,033	7,834	5	8,872	8,872	
7018254	THOMAS	SHAMME	State Police Cadet	0005110010	4191012279	4190000201	1	56,590	3,732	-	-	-	60,322	LSP1	-	40,621	-	875	8,809	60	9,744	9,744	
7000291	THOMAS	JOEL	STATE POLICE LIEUTENANT	0005110010	4191012279	41900G0400	1	120,388	-	-	-	-	120,388	LSPR	-	81,069	-	1,746	13,502	-	-	15,248	15,248
5048659	WELCH	EMMANUEL	State Police Trooper	0005110010	4191012279	4190000201	1	71,228	-	-	-	-	71,228	LSP1	-	47,965	-	1,033	8,473	6	9,512	9,512	
5050905	WENTZEL	EMMANUEL	State Police Trooper	0005110010	4191012279	4190000201	1	71,228	-	-	-	-	71,228	LSP1	-	47,965	-	1,033	8,473	5	8,342	8,342	
7000267	WIGGINS	ERIC	State Police Captain	0005110010	4191012279	41900G0400	1	141,130	-	-	-	-	141,130	LSPR	-	95,037	-	2,046	4,674	-	-	6,720	6,720
50542921	ANDERSON	CADE	State Police Trooper	0005110010	4191012280	41900G0400	1	57,914	-	-	-	-	57,914	LSP1	-	39,000	-	840	7,392	36	8,288	8,288	
5046767	BARNARD	BRENT	STATE POLICE SERGEANT	0005110010	4191012280	41900G0400	1	78,706	-	-	-	-	78,706	LSPR	-	53,001	-	1,141	13,502	6	14,649	14,649	
7128424	BATTISE	STRENG	STATE POLICE SERGEANT	0005110010	4191012280	41900G0400	1	112,217	-	-	-	-	112,217	LSPR	-	75,567	-	1,627	8,473	-	-	10,100	10,100
5047095	BRAUD	COLTON	STATE POLICE SERGEANT	0005110010	4191012280	41900G0400	1	74,188	-	-	-	-	74,188	LSP1	-	49,958	-	1,076	13,502	-	-	14,578	14,578
5053271	BROUSSARD	BRENTON	State Police Cadet	0005110010	4191012280	41900G0400	1	56,590	3,732	-	-	-	60,322	LSP1	-	40,621	-	875	8,809	48	9,732	9,732	
19149	BUTLER	STUART	STATE POLICE MASTER TROOPER	0005110010	4191012280	41900G0400	1	98,596	-	-	-	-	98,596	LSPR	-	66,394	-	1,430	8,473	-	-	1,437	1,437
7017955	CAHN	JULIAN	State Police Trooper	0005110010	4191012280	41900G0400	1	80,167	-	-	-	-	80,167	LSPR	-	53,985	-	1,162	7,684	-	-	8,846	8,846
50380451	CAMPBELL	WILLIAM	STATE POLICE MASTER TROOPER	0005110010	4191012280	41900G0400	1	95,724	-	-	-	-	95,724	LSPR	-	64,461	-	1,388	5,296	-	-	6,684	6,684
7136131	CHAMBLEE	ANDREW	STATE POLICE LIEUTENANT	0005110010	4191012280	41900G0400	1	120,388	-	-	-	-	120,388	LSPR	-	81,069	-	1,746	13,502	96	15,248	15,248	
7018196	DABADIE	ALISA	ADMIN ASSISTANT 4	0005110010	4191012280	41900G0400	1	49,941	-	-	-	1,412	51,353	LASE	21,517	-	745	7,392	-	-	8,137	29,654	
5066225	EDWARDS	CLEMIE	State Police Trooper	0005110010	4191012280	41900G0400	1	57,914	-	-	-	-	57,914	LSP1	-	39,000	-	840	4,880	48	5,768	5,768	
5066225	FANDAL	ABRY	State Police Trooper	0005110010	4191012280	4190000201	1	55,183	-	-	-	-	55,183	LSP1	-	43,894	-	945	7,392	-	-	8,337	8,337
7018633	FUSELIER	JACOB	State Police Trooper	0005110010	4191012280	4190000201	1	56,590	3,732	-	-	-	60,322	LSP1	-	40,621	-	875	8,473	-	-	9,348	9,348
7112867	GARON	PAUL	STATE POLICE SERGEANT	0005110010	4191012280	41900G0400	1	112,217	-	-	-	-	112,217	LSPR	-	75,567	-	1,627	13,502	-	-	15,129	15,129
7000195	GEE	BRADLEY	STATE POLICE SERGEANT	0005110010	4191012280	4190000201	1	78,706	-	-	-	-	78,706	LSP1	-	53,001	-	1,141	13,502	60	14,703	14,703	
7112864	GREG	EDDIE	State Police Trooper	0005110010	4191012280	41900G0400	1	57,914	-	-	-	-	57,914	LSP1	-	39,000	-	840	4,618	7	4,665	4,665	
7018669	GUINN JR	MELVIN	State Police Trooper	0005110010	4191012280	41900G0400	1	71,228	-	-	-	-	71,228	LSP1	-	47,965	-	1,033	12,930	72	14,035	14,035	
50599117	HELMSTETTER	FRANK	STATE POLICE LIEUTENANT	0005110010	4191012280	41900G0400	1	110,172	-	-	-	-	110,172	LSPR	-	74,190	-	1,597	13,502	-	-	15,099	15,099
50380424	HOWARD	JAMES	State Police Cadet	0005110010	4191012280	41900G0400	1	56,590	3,732	-	-	-	60,322	LSP1	-	40,621	-	875	8,079	36	8,950	8,950	
50466775	JAMES	JONATHAN	STATE POLICE MASTER TROOPER	0005110010	4191012280	4190000201	1	65,183	-	-	-	-	65,183	LSP1	-	43,894	-	945	4,618	5	5,568	5,568	
7128487	JOHNSON	MATTHEW	State Police Trooper	0005110010	4191012280	4190000201	1	67,139	-	-	-	-	67,139	LSP1	-	45,211	-	974	5,296	-	-	6,170	6,170
50543022	KEBODEAUX	TRENT	State Police Trooper	0005110010	4191012280	41900G0400	1	57,914	-	-	-	-	57,914	LSP1	-	39,000	-	840	15,502	5	14,347	14,347	
50509856	LEE	LANCE	State Police Cadet	0005110010	4191012280	41900G0400	1	56,590	3,732	-	-	-	60,322	LSP1	-	40,621	-	875	4,618	-	-	5,493	5,493
50380417	LOWE	MICHAEL	State Police Captain	0005110010	4191012280	41900G0400	1	141,130	-	-	-	-	141,130	LSPR	-	95,037	-	2,046	7,392	-	-	9,438	9,438
125227	MARIEN	RAYGEN	State Police Cadet	0005110010	4191012280	41900G0400	1	56,590	3,732	-	-	-	60,322	LSP1	-	40,621	-	875	7,392	-	-	8,267	8,267
7130007	MARTIN	BRANDON	STATE POLICE SERGEANT	0005110010	4191012280	41900G0400	1	78,706	-	-	-	-	78,706	LSP1	-	53,001	-	1,141	13,502	72	14,715	14,715	
7000102	MAY	JOSEPH	STATE POLICE LIEUTENANT	0005110010	4191012280	41900G0400	1	123,999	-	-	-	-	123,999	LSP1	-	83,501	-	1,798	13,502	144	15,444	15,444	
7018833	MAYNARD	RICHARD	State Police Trooper	0005110010	4191012280	41900G0400	1	67,139	-	-	-	-	67,139	LSP1	-	45,211	-	974	13,502	5	14,481	14,481	
71																							

Continuation Budget Adjustments - by Program

Office of State Police  
Traffic Enforcement Program  
Filed

Position Number	Last name	Emp First Name	Job Title	Salary Object	Cost Center	Fund	Employee Count	Cur Year Sal	CPG Annualization	CPG Year 2	Perf Adjust Year 2	MA Inc Y2	Requested Salary	Retirement Plan	Employer Retirement	State Police	Teachers Retirement	Employer OSDI	Employer Medicare	Employer Medical	Employer Life	Total Benefits	Total Salaries and RB
7018077	BOYLES	CHAD	State Police Trooper	0005110010	4191012282	41900G0400	1	73,364	-	-	-	-	73,364	LSP1	-	49,404	-	-	1,064	8,473	-	9,537	9,537
50489417	BROWNING	DEREK	State Police Trooper	0005110010	4191012282	41900G0400	1	85,183	-	-	-	-	85,183	LSP1	-	43,894	-	-	945	8,473	6	9,424	9,424
50475309	BRUCE	BOBBY	STATE POLICE SERGEANT	0005110010	4191012282	41900P3900	1	99,703	-	-	-	-	99,703	LSPR	-	67,140	-	-	1,446	13,502	72	15,020	15,020
50452787	BRUNNER	IVES	State Police Trooper	0005110010	4191012282	41900P3900	1	90,229	-	-	-	-	90,229	LSPR	-	60,760	-	-	1,308	7,392	252	8,952	8,952
5055166	BUECHE	KEVIN	STATE POLICE SERGEANT	0005110010	4191012282	41900G0400	1	81,968	-	-	-	-	81,968	LSP1	-	54,591	-	-	1,175	8,473	72	9,720	9,720
50509855	BUTLER	ANDREW	State Police Trooper	0005110010	4191012282	4190000201	1	63,285	-	-	-	-	63,285	LSP1	-	42,616	-	-	918	13,502	-	14,420	14,420
5046757	CANNON	JAMES	State Police Trooper	0005110010	4191012282	4190000201	1	65,183	-	-	-	-	65,183	LSP1	-	43,894	-	-	945	5,296	5	6,246	6,246
113023	CARTER	CECIL	State Police Trooper	0005110010	4191012282	4190000201	1	67,139	-	-	-	-	67,139	LSP1	-	45,211	-	-	974	8,473	-	9,447	9,447
7018838	COATES	LANA	COMMUNICATIONS OFFICER SUPERVISOR	0005110010	4191012282	4190000201	1	57,304	-	-	-	1,620	58,924	LASE	24,689	-	-	854	7,392	252	8,498	33,187	
50523054	COOK	TRAVIS	State Police Trooper	0005110010	4191012282	4190000201	1	67,139	-	-	-	-	67,139	LSP1	-	45,211	-	-	974	13,502	-	14,476	14,476
50509829	COVELL	JORDAN	State Police Trooper	0005110010	4191012282	4190000201	1	63,285	-	-	-	-	63,285	LSP1	-	42,616	-	-	918	8,473	5	9,396	9,396
50493295	DAVID	TAMMY	ADMIN ASSISTANT 4	0005110010	4191012282	41900G0400	1	52,395	-	-	-	-	52,395	LASE	-	-	-	751	8,473	-	9,224	31,928	
5049299	DIXON	DANIELLE	ADMIN COORDINATOR 3	0005110010	4191012282	41900G0400	1	34,861	-	-	-	1,481	35,876	LASE	22,574	-	-	920	13,502	-	14,022	29,041	
7018767	DUPRENE	JULIE	COMMUNICATIONS OFFICER 3	0005110010	4191012282	41900G0400	1	41,101	-	-	-	1,162	42,263	LAS1	17,708	-	-	613	7,392	-	8,005	25,713	
5046332	FARRIS	JOSEPH	State Police Trooper	0005110010	4191012282	41900G0400	1	90,229	-	-	-	-	90,229	LSPR	-	60,760	-	-	1,308	13,502	7	14,817	14,817
11231	FLETCHER	KASEY	COMMUNICATIONS OFFICER 3	0005110010	4191012282	41900P3900	1	39,770	-	-	-	1,124	40,894	LASS	17,134	-	-	593	13,502	60	14,155	31,289	
7018853	FOLSE	SAMUEL	STATE POLICE LIEUTENANT	0005110010	4191012282	41900G0400	1	123,999	-	-	-	-	123,999	LSPR	-	83,501	-	-	1,798	13,502	10	15,310	15,310
7004207	FORDIS	CHRISTOPHER	STATE POLICE MASTER TROOPER	0005110010	4191012282	41900G0400	1	101,553	-	-	-	-	101,553	LSPR	-	68,386	-	-	1,473	7,392	14	8,879	8,879
7018398	GREMLION	JEFFERY	STATE POLICE LIEUTENANT	0005110010	4191012282	41900G0400	1	123,999	-	-	-	-	123,999	LSPR	-	83,501	-	-	1,798	8,473	144	10,415	10,415
5040205	GUJDYR	ERIC	STATE POLICE SERGEANT	0005110010	4191012282	41900G0400	1	93,980	-	-	-	-	93,980	LSPR	-	63,286	-	-	1,363	7,392	72	8,827	8,827
50509841	HANELINE	MATTHEW	State Police Trooper	0005110010	4191012282	41900G0400	1	73,364	-	-	-	-	73,364	LSP1	-	49,404	-	-	1,064	7,392	10	8,466	8,466
50543886	HARRIS	JODEL	State Police Trooper	0005110010	4191012282	4190000201	1	67,139	-	-	-	-	67,139	LSP1	-	45,211	-	-	974	7,392	6	8,372	8,372
50380409	HARRIS	SPENCER	State Police Cadet	0005110010	4191012282	41900G0400	1	56,590	3,732	-	-	-	60,322	LSP1	-	40,621	-	-	875	-	36	911	911
50523258	HASSELBECK	RICHARD	STATE POLICE SERGEANT	0005110010	4191012282	41900P3900	1	99,703	-	-	-	-	99,703	LSPR	-	67,140	-	-	1,446	13,502	96	15,044	15,044
50543881	HEAD	ALAN MICHAEL	State Police Trooper	0005110010	4191012282	4190000201	1	57,914	-	-	-	-	57,914	LSP1	-	38,000	-	-	840	7,392	-	8,237	8,237
50543884	HUGHES	VANESSA	ADMIN COORDINATOR 3	0005110010	4191012282	4190000201	1	44,262	-	-	-	1,251	45,513	LASE	19,070	-	-	680	8,473	25	9,158	28,228	
50509846	JACKSON	JAMESON	State Police Trooper	0005110010	4191012282	4190000201	1	63,285	-	-	-	-	63,285	LSP1	-	42,616	-	-	918	8,436	60	9,414	9,414
50523055	JOURNEE	MICHAEL	State Police Trooper	0005110010	4191012282	41900G0400	1	63,285	-	-	-	-	63,285	LSP1	-	42,616	-	-	918	13,502	72	14,492	14,492
50629633	KING	RAY	State Police Trooper	0005110010	4191012282	41900G0400	1	85,049	-	-	-	-	85,049	LSPR	-	57,272	-	-	1,233	8,473	10	9,716	9,716
7000199	LINZAY	DAVID	State Police Trooper	0005110010	4191012282	41900G0400	1	57,914	-	-	-	-	57,914	LSP1	-	39,000	-	-	840	13,502	-	14,342	14,342
50545493	METHEN	STEPHEN	STATE POLICE LIEUTENANT	0005110010	4191012282	41900G0400	1	123,999	-	-	-	-	123,999	LSPR	-	83,501	-	-	1,798	13,502	10	15,310	15,310
5055474	NOEL	AARON	State Police Cadet	0005110010	4191012282	41900G0400	1	56,590	3,732	-	-	-	60,322	LSP1	-	40,621	-	-	875	7,392	4	8,271	8,271
50509866	PARKER	GUSTAVO	State Police Cadet	0005110010	4191012282	4190000201	1	56,590	3,732	-	-	-	60,322	LSP1	-	40,621	-	-	875	-	48	923	923
50320787	PITTMAN	CADE	State Police Trooper	0005110010	4191012282	41900G0400	1	61,206	2,790	-	-	-	63,995	LSPR	-	43,095	-	-	875	7,392	-	8,289	8,289
50475315	RAWSON	FRANCIS	STATE POLICE SERGEANT	0005110010	4191012282	41900G0400	1	93,980	-	-	-	-	93,980	LSPR	-	63,286	-	-	1,363	13,502	-	14,865	14,865
50393934	REIFF	DAVID	State Police Trooper	0005110010	4191012282	41900G0400	1	57,914	-	-	-	-	57,914	LSP1	-	39,000	-	-	840	7,684	4	8,528	8,528
50532374	RIVERO	ZACHARY	State Police Trooper	0005110010	4191012282	41900G0400	1	57,914	-	-	-	-	57,914	LSP1	-	39,000	-	-	840	13,443	36	14,319	14,319
7129447	ROLLAND	CHARLES	State Police Cadet	0005110010	4191012282	4190000201	1	56,590	3,732	-	-	-	60,322	LSP1	-	40,621	-	-	875	8,436	36	9,347	9,347
50353138	RUSSELL	QUINTON	State Police Trooper	0005110010	4191012282	41900G0400	1	61,206	2,790	-	-	-	63,995	LSP1	-	43,095	-	-	928	7,392	-	8,320	8,320
50543835	SALMON	CHRISTOPHER	STATE POLICE SERGEANT	0005110010	4191012282	41900G0400	1	78,706	-	-	-	-	78,706	LSP1	-	53,001	-	-	1,141	13,502	-	14,643	14,643
7000218	SCIORTINO III	RHETT	State Police Cadet	0005110010	4191012282	41900G0400	1	56,590	3,732	-	-	-	60,322	LSP1	-	40,621	-	-	875	2,671	48	3,594	3,594
113012	SOILEAU	DAVID	STATE POLICE LIEUTENANT	0005110010	4191012282	41900G0400	1	123,999	-	-	-	-	123,999	LSPR	-	83,501	-	-	1,798	13,502	-	15,300	15,300
50656071	SWANSON	LAUREN	COMMUNICATIONS OFFICER 3	0005110010	4191012282	41900G0400	1	42,203	-	-	-	1,193	43,396	LAS1	18,183	-	-	629	8,473	-	9,102	27,285	
50393938	THOMAS	BEAU	State Police Captain	0005110010	4191012282	41900G0400	1	133,028	-	-	-	-	133,028	LSPR	-	99,529	-	-	1,929	13,502	-	15,431	15,431
50504081	THOMAS	SAMUEL	State Police Trooper	0005110010	4191012282	4190000201	1	90,229	-	-	-	-	90,229	LSPR	-	60,760	-	-	1,308	7,392	-	8,700	8,700
200119	VERONIE	JOEY	State Police Trooper	0005110010	4191012282	41900G0400	1	65,183	-	-	-	-	65,183	LSP1	-	43,894	-	-	945	6,265	60	7,270	7,270
50542916	WEBSTER	JONATHAN	STATE POLICE LIEUTENANT	0005110010	4191012282	41900G0400	1	123,999	-	-	-	-	123,999	LSPR	-	83,501	-	-	1,798	13,502	96	15,396	15,396
50509871	WHITMAN	IVY	STATE POLICE SERGEANT	0005110010	4191012282	41900P2900	1	112,217	-	-	-	-	112,217	LSPR	-	75,567	-	-	1,627	13,502	-	15,129	15,129
50330988	WILLIAMS	BRODRICK	State Police Trooper	0005110010	4191012282	41900G0400	1	57,914	-	-	-	-	57,914	LSP1	-	39,000	-	-	840	7,684	36	8,560	8,560
7000295	WILLIAMS	SCOTT	STATE POLICE SERGEANT	0005110010	4191012282	41900G0400	1	112,217	-	-	-	-	112,217	LSPR	-								

Continuation Budget Adjustments - by Program

Office of State Police  
Traffic Enforcement Program  
Filed

Position Number	Last Name	Emp First Name	Job Title	Salary Object	Cost Center	Fund	Employee Count	Cur Year Sal	CPG Annualization	CPG Year 2	Perf Adjust Year 2	MA Inc Y2	Requested Salary	Retirement Plan	Employer Retirement	State Police	Teachers Retirement	Employer OSDI	Employer Medicare	Employer Medical	Employer Life	Total Benefits	Total Salaries and RB
50543030	LABORDE	TODD	State Police Trooper	0005110010	4191012284	41900G0400	1	57,914	-	-	-	-	57,914	LSP1		39,000			840	3,063	48	3,951	3,951
50570229	LOVERONE	DAMEN	STATE POLICE LIEUTENANT	0005110010	4191012284	41900G0400	1	106,963	-	-	-	-	106,963	LSPR		72,029			840	8,980	-	10,531	10,531
50400623	LELA	TRAVIS	STATE POLICE SERGEANT	0005110010	4191012284	41900G0401	1	78,706	-	-	-	-	78,706	LSP1		53,001			1,141	11,444	-	12,585	12,585
7018691	LEMOINE	JACOB	State Police Trooper	0005110010	4191012284	4190000201	1	71,228	-	-	-	-	71,228	LSP1		47,965			1,033	5,038	5	1,038	1,038
50468758	LEMON	DAISY	State Police Cadet	0005110010	4191012284	41900G0400	1	56,590	3,732	-	-	-	60,322	LSP1		40,621			7,392	36	8,303	8,303	
50405729	LONG	TREY	MECHANIC 4	0005110010	4191012284	41900G0400	1	48,838	-	-	-	1,381	50,219	LASS5		21,042			728	7,392	48	8,168	29,210
50589997	MCELROY	NICHOLAS	State Police Trooper	0005110010	4191012284	41900G0400	1	85,049	-	-	-	-	85,049	LSPR		57,272			1,233	-	-	1,233	1,233
50380443	MITCHELL	RYAN	State Police Cadet	0005110010	4191012284	4190000201	1	56,590	-	-	-	-	60,322	LSP1		40,621			875	7,392	-	8,267	8,267
50466755	MONDELLO	RUSSELL	State Police Trooper	0005110010	4191012284	41900G0400	1	87,601	-	-	-	-	87,601	LSPR		58,991			1,270	7,392	-	8,662	8,662
50400622	MOSES	TRAVIS	State Police Trooper	0005110010	4191012284	41900G0400	1	57,914	-	-	-	-	57,914	LSP1		39,000			840	13,502	48	14,390	14,390
50404820	PATTERSON	CHARLES	State Police Trooper	0005110010	4191012284	41900G0400	1	90,229	-	-	-	-	90,229	LSPR		60,760			1,308	12,930	-	14,238	14,238
70183891	PLAISANCE	JEREMIE	State Police Trooper	0005110010	4191012284	41900G0400	1	73,364	-	-	-	-	73,364	LSP1		49,404			1,064	8,473	7	9,544	9,544
7018683	PORTER III	STEVEN	State Police Trooper	0005110010	4191012284	41900G0400	1	101,553	-	-	-	-	101,553	LSPR		68,386			1,473	8,473	-	9,946	9,946
50543883	REGGIO	DERECK	STATE POLICE SERGEANT	0005110010	4191012284	41900G0400	1	81,068	-	-	-	-	81,068	LSP1		54,591			1,175	13,502	-	14,677	14,677
7018098	REINERS	ANTHONY	STATE POLICE SERGEANT	0005110010	4191012284	41900G0400	1	112,217	-	-	-	-	112,217	LSPR		75,567			1,627	13,502	-	15,129	15,129
50388605	RESTIVO	ROBERT	STATE POLICE SERGEANT	0005110010	4191012284	4190000201	1	105,775	-	-	-	-	105,775	LSPR		71,229			1,534	8,473	72	10,079	10,079
50380456	ROBERTSON	SHANE	State Police Trooper	0005110010	4191012284	41900G0400	1	71,228	-	-	-	-	71,228	LSP1		47,965			1,033	8,079	-	9,112	9,112
50532268	ROHDE	CARL	State Police Cadet	0005110010	4191012284	41900G0400	1	56,590	-	-	-	-	60,322	LSP1		40,621			875	7,392	48	8,315	8,315
50486551	ROPER	JEFFREY	State Police Trooper	0005110010	4191012284	41900G0400	1	69,153	-	-	-	-	69,153	LSPR		46,568			1,003	13,502	-	14,505	14,505
50589225	ROZIGAS	ERIC	State Police Trooper	0005110010	4191012284	41900G0400	1	82,572	-	-	-	-	82,572	LSPR		55,604			1,197	13,502	60	14,759	14,759
50532367	SANDERS	ERNESTO	State Police Trooper	0005110010	4191012284	41900G0400	1	57,914	-	-	-	-	57,914	LSP1		39,000			840	4,618	48	5,506	5,506
7000266	SCIONEUX	MICHAEL	State Police Trooper	0005110010	4191012284	4190000201	1	67,139	-	-	-	-	67,139	LSP1		45,211			974	13,502	60	14,536	14,536
50475305	SHARKEY	KEVIN	STATE POLICE SERGEANT	0005110010	4191012284	41900G0400	1	99,703	-	-	-	-	99,703	LSPR		67,140			1,446	8,473	-	9,919	9,919
7018531	SHIRLEY	AMBER	ADMIN ASSISTANT 4	0005110010	4191012284	41900G0400	1	44,554	-	-	-	1,259	45,813	LASE		19,195			664	7,392	-	8,056	27,251
50532295	SHULTZ	JOSHUA	State Police Trooper	0005110010	4191012284	41900G0400	1	57,914	-	-	-	-	57,914	LSP1		39,000			840	7,392	5	8,237	8,237
50477028	SMITH	PAUL	State Police Trooper	0005110010	4191012284	41900G0400	1	87,601	-	-	-	-	87,601	LSPR		58,991			1,270	7,392	60	8,722	8,722
50380420	SOLEAU	MATTHEW	STATE POLICE SERGEANT	0005110010	4191012284	41900G0400	1	81,068	-	-	-	-	81,068	LSP1		54,591			1,175	13,502	6	14,683	14,683
7130012	SOLEAU	MICHAEL	State Police Trooper	0005110010	4191012284	41900G0400	1	57,914	-	-	-	-	57,914	LSP1		39,000			840	7,392	48	8,290	8,290
12928	YOUNG	ANDREW	State Police Trooper	0005110010	4191012284	4190000201	1	63,285	-	-	-	-	63,285	LSP1		42,616			840	-	60	978	978
50543028	YOUNG	JAMES	State Police Trooper	0005110010	4191012284	41900G0400	1	57,914	-	-	-	-	57,914	LSP1		39,000			840	4,618	5	5,463	5,463
7103372	YOUNG	ALAN	State Police Trooper	0005110010	4191012284	41900G0400	1	63,285	-	-	-	-	63,285	LSP1		42,616			918	13,502	48	14,468	14,468
50509834	ALLEN	JONATHAN	State Police Trooper	0005110010	4191012295	4190000201	1	63,285	-	-	-	-	63,285	LSP1		42,616			918	7,392	72	8,382	8,382
50306568	AXSOM	MATTHEW	State Police Trooper	0005110010	4191012295	4190000201	1	63,285	-	-	-	-	63,285	LSP1		42,616			918	13,502	48	14,468	14,468
50532370	BRAADY	ARTELLUS	State Police Trooper	0005110010	4191012295	4190000201	1	57,914	-	-	-	-	57,914	LSP1		39,000			840	7,392	48	8,722	8,722
50325631	BROUSSARD	NICHOLAS	State Police Trooper	0005110010	4191012295	4190000201	1	63,285	-	-	-	-	63,285	LSP1		42,616			918	13,502	48	14,468	14,468
50509017	CASTRO	AUSTEN	State Police Cadet	0005110010	4191012295	4190000201	1	56,590	3,732	-	-	-	60,322	LSP1		40,621			875	3,063	5	3,943	3,943
7018186	COBB	BLAINE	State Police Trooper	0005110010	4191012295	4190000201	1	63,285	-	-	-	-	63,285	LSP1		42,616			918	7,392	48	8,358	8,358
170023	CRAWFORD	JOSHUA	State Police Trooper	0005110010	4191012295	4190000201	1	63,285	-	-	-	-	63,285	LSP1		42,616			918	7,392	60	8,370	8,370
50409826	FLOYD	DANNY	State Police Trooper	0005110010	4191012295	4190000201	1	57,914	-	-	-	-	57,914	LSP1		39,000			840	7,392	-	8,232	8,232
7000518	FONTENOT	TIMOTHY	State Police Trooper	0005110010	4191012295	4190000201	1	71,228	-	-	-	-	71,228	LSP1		47,965			1,033	13,502	-	14,535	14,535
50468756	FONTENOT	RYAN	State Police Cadet	0005110010	4191012295	4190000201	1	56,590	-	-	-	-	60,322	LSP1		40,621			875	7,684	36	8,595	8,595
50374732	GALLOWAY	SKYLER	State Police Trooper	0005110010	4191012295	4190000201	1	63,285	-	-	-	-	63,285	LSP1		42,616			918	4,618	5	5,541	5,541
7000126	HALE	ALQUONTO	State Police Trooper	0005110010	4191012295	4190000201	1	57,914	-	-	-	-	57,914	LSP1		39,000			840	7,392	48	8,290	8,290
7018459	HALL	KATHERINE	State Police Trooper	0005110010	4191012295	4190000201	1	63,285	-	-	-	-	63,285	LSP1		42,616			918	7,392	60	8,370	8,370
7018119	HAMM	TENEKIA	State Police Cadet	0005110010	4191012295	4190000201	1	56,228	-	-	-	-	56,228	LSP1		37,864			515	4,618	-	5,433	5,433
50509948	HAYNES	JORDAN	State Police Trooper	0005110010	4191012295	4190000201	1	63,285	-	-	-	-	63,285	LSP1		42,616			918	7,834	36	8,788	8,788
7000519	JOHNSON	ERIC	State Police Trooper	0005110010	4191012295	4190000201	1	63,285	-	-	-	-	63,285	LSP1		42,616			918	7,392	36	8,346	8,346
50393900	JOSEPH	HENRY	State Police Trooper	0005110010	4191012295	4190000201	1	63,285	-	-	-	-	63,285	LSP1		42,616			918	7,392	-	8,310	8,310
7000189	LAFONTA	ADAM	State Police Trooper	0005110010	4191012295	4190000201	1	63,285	-	-	-	-	63,285	LSP1		42,616			918	7,392	-	8,310	8,310
7018822	LAMULLE	CODY	State Police Trooper	0005110010	4191012295	4190000201	1	63,285	-	-	-	-	63,285	LSP1		42,616			918	7,392	48	8,358	8,358
50542917	LEBOEUF	JOHN	State Police Trooper	0005110010	4191012295	4190000201	1	57,914	-	-	-	-	57,914	LSP1		39,000			840	7,392	5	8,237	8,237
50494736	LECHLER	JUSTIN	State Police Trooper	0005110010	4191012295	4190000201	1	63,285	-	-	-	-	63,285	LSP1		42,616			918	7,392	48	8,358	8,358
50635854	MAYFRONNE	MARK	State Police Trooper	0005110010	4191012295	4190000201	1	63,285	-	-	-	-	63,285	LSP1		42,616			918	12,930	-	13,848	13,848
50543885	MEER	JEREMY	State Police Trooper	0005110010	4191012295	41900G0400	1	65,183	-	-	-	-	65,183	LSP1		43,894			918	12,930	-	13,756	13,756
50494729	MELDER	CALEB	State Police Trooper	0005110010	4191012295	4190000201	1	63,285	-	-	-	-	63,285	LSP1		42,616			918	4,618	48	5,584	5,584
50509859	MIMS	DAVID	State Police Trooper	0005110010	4191012295	4190000201	1	63,285	-	-	-	-	63,285	LSP1		42,616			918	8,473	-	9,391	9,391
50543004	MONTET	JUSTIN	State Police Cadet	0005110010	4191012295	4190000201	1	56,228	-	-	-	-	56,228	LSP1		37,864			815	4,880			

Continuation Budget Adjustments - by Program

Office of State Police  
Traffic Enforcement Program  
Filed

Position Number	Last Name	Emp First Name	Job Title	Salary Object	Cost Center	Fund	Employee Count	Cur Year Sal	CPG Annualizat ion	CPG Year 2	Perf Adjust Year 2	MA Inc Y2	Requested Salary	Retirement Plan	Employer Retirement	State Police	Teachers Retirement	Employer OSDI	Employer Medicare	Employer Medical	Employer Life	Total Benefits	Total Salaries and RB	
7000358	BILLINGSLEY	KAILYE	CRIME LABORATORY ANALYST 3	0005110010	4191012296	4190000201	1	62,733	-	895	-	1,776	65,404	LASS	27,404			948	7,392	48	8,388	35,792		
50403721	BLACKBURN	NICHOLAS	State Police Trooper	0005110010	4191012296	41900P2900	1	65,183	-	-	-	-	65,183	LSP1	-	43,894			945	13,502	60	14,507	14,507	
50316818	BORER	CAMDEN	CRIME LABORATORY ANALYST 1	0005110010	4191012296	41900G0400	1	46,550	-	3,175	-	1,757	51,482	LASS	21,571			746	-	4	750	22,321		
50400516	BRASSEAUX	ANGELA	CRIME LABORATORY ANALYST 3	0005110010	4191012296	41900P3900	1	64,002	-	1,673	-	1,812	67,487	LASS	28,277			979	8,473	5	9,457	37,734		
7130005	BURATTI	ALEXIS	COMMUNICATIONS OFFICER 2	0005110010	4191012296	4190000201	1	37,170	-	-	-	1,051	38,221	LASS	16,014			554	7,392	-	7,396	23,960		
7018035	CALATO	DENNIS	CRIMINAL INVESTIGATOR 2	0005110010	4191012296	4190000201	1	62,972	-	-	-	2,374	65,346	LHLD	27,380			948	24,476	-	25,424	52,804		
7018739	CHOATE	CODY	State Police Trooper	0005110010	4191012296	41900P3900	1	63,285	-	-	-	-	63,285	LSP1	-	42,616			918	13,502	48	14,468	14,468	
7018883	CHOPIN	JAMES	State Police Pilot	0005110010	4191012296	4190000201	1	120,388	-	-	-	-	120,388	LSPR	-	81,069			1,746	13,502	72	15,230	15,230	
7018067	CHRISENTERY	NHU	BUSINESS TECHNOLOGY ANALYST 1	0005110010	4191012296	41900G0400	1	48,095	1,803	-	-	1,881	51,780	LASS	21,696			751	-	-	751	22,447		
50508226	COGHLAN	KALYN	CRIME LABORATORY ANALYST 3	0005110010	4191012296	4190000201	1	62,733	-	-	-	1,773	64,506	LASS	27,028			935	7,392	-	7,392	35,355		
7017959	CONSTANTINE	PATRICIA	GIS ANALYST 3	0005110010	4191012296	41900P3900	1	66,030	-	-	-	2,489	68,519	LASS	28,709			994	7,684	-	8,678	37,387		
7017965	CUMMINGS	JAMIRA	COMMUNICATIONS OFFICER 3	0005110010	4191012296	41900G0400	1	38,230	-	-	-	1,441	39,671	LASS	16,622			575	7,392	-	7,392	24,589		
7000503	CUMPTON	ERIC	MECHANIC SUPERVISOR A	0005110010	4191012296	41900G0400	1	64,584	-	-	-	1,826	66,410	LASE	27,826			963	8,473	-	9,436	37,262		
5049298	CURLEE	COURTNEE	ADMIN PROG SPEC B	0005110010	4191012296	4190000200	1	48,506	-	-	-	1,828	50,334	LASS	21,090			730	7,392	-	8,122	29,212		
126115	DAKE	LOIS	BUSINESS TECHNOLOGY SPECIALIST 1	0005110010	4191012296	41900P3900	1	73,805	3,735	-	-	1,237	80,463	LAS1	33,714			1,167	8,473	-	9,640	43,354		
7129446	DAVIS	BRANDON	MECHANIC SUPERVISOR A	0005110010	4191012296	41900G0400	1	52,770	-	-	-	1,492	54,262	LASS	22,736			787	-	-	787	23,523		
50562351	DAVIS	MICHELE	ADMIN PROG SPEC B	0005110010	4191012296	41900G0400	1	49,442	-	-	-	1,864	51,306	LASE	21,497			744	7,392	-	8,136	29,633		
7000195	DELUCA	TAGUIA	COMMUNICATIONS OFFICER 2	0005110010	4191012296	4190000201	1	35,734	-	-	-	1,347	37,081	LASS	15,537			538	-	-	538	16,075		
7018238	EDWARDS	EMILY	CRIME LABORATORY ANALYST 1	0005110010	4191012296	41900G0400	1	49,903	1,909	-	-	1,953	53,765	LASS	22,528			780	-	-	780	23,308		
7018222	FOX	KENNETH	State Police Trooper	0005110010	4191012296	41900P2900	1	71,228	-	-	-	-	71,228	LSP1	-	47,965			1,033	13,502	144	14,679	14,679	
97876	FURCA	KELLY	ADMIN PROGRAM DIRECTOR 1	0005110010	4191012296	4190000201	1	64,147	-	-	-	1,813	65,960	LASE	27,637			956	8,473	-	9,429	34,066		
50400620	GALMICHE	CRISTINE	POLICY PLANNER 3	0005110010	4191012296	41900P2900	1	69,992	-	-	-	1,979	71,971	LAS1	30,156			1,044	7,392	-	8,436	38,592		
7018580	GIACONE	MAKISHA	COMPLIANCE PROG DIR	0005110010	4191012296	4190000201	1	74,568	-	-	-	2,811	77,379	LASE	32,422			1,122	8,473	72	9,667	42,089		
7018118	GREEN	MICHAEL	POLICE SERGEANT-A	0005110010	4191012296	4190000201	1	60,029	-	-	-	1,697	61,726	LCPD	25,863			895	13,502	-	14,397	40,260		
50522727	JOHNSON	DELESE	POLICY PLANNER 3	0005110010	4191012296	41900P2900	1	69,992	-	-	-	1,979	71,971	TRSL	30,156		17,345					1,044	3,400	
7000093	HANEMANN	CHRISTINE	CRIME LABORATORY ANALYST 3	0005110010	4191012296	4190000201	1	64,002	-	1,673	-	1,812	67,487	LASS	28,277			979	8,473	5	9,457	37,734		
50513313	HARRINGTON	JEREMY	STATE POLICE SERGEANT	0005110010	4191012296	41900P2900	1	93,980	-	-	-	-	93,980	LSPR	-	63,286			973	8,473	10	9,846	9,846	
50667703	HAYES	BENJAMIN	STATE POLICE LIEUTENANT	0005110010	4191012296	4190000201	1	110,172	-	-	-	-	110,172	LSPR	-	74,190			1,597	13,502	6	15,105	15,105	
7000229	HIMEL	ALEXIS	CRIME LABORATORY ANALYST 1	0005110010	4191012296	41900G0400	1	47,669	2,140	-	-	1,877	51,686	LASS	21,657			749	2,671	4	3,424	25,081		
50464607	HODGES	SHANE	CRIMINAL INVESTIGATOR 2	0005110010	4191012296	4190000201	1	63,981	-	-	-	1,809	65,790	LHLD	27,566			954	13,502	72	14,528	42,094		
71317013	HOWARD	TONY	CRIME LABORATORY ANALYST 1	0005110010	4191012296	41900G0400	1	46,550	-	-	-	1,755	48,305	LASS	20,240			750	-	-	750	20,990		
7018285	HUNT	JOSEPH	STATE POLICE SERGEANT	0005110010	4191012296	4190000201	1	112,217	-	-	-	-	112,217	LSPR	-	75,567			1,627	13,502	252	15,381	15,381	
50405804	HUNTER	JILL	TRAINDEV PROG MANAGER	0005110010	4191012296	41900G0400	1	69,992	-	-	-	1,979	71,971	LASS	30,156			1,044	2,671	-	3,715	33,871		
116059	IRVING	ADAM	ADMIN PROG SPEC B	0005110010	4191012296	4190000200	1	72,238	-	-	-	2,514	74,852	LASE	31,363			1,085	7,392	-	8,477	39,840		
7018498	KUBA	NICOLE	STATE POLICE SERGEANT	0005110010	4191012296	41900P3900	1	78,706	-	-	-	-	78,706	LSP1	-	53,001			1,141	7,392	10	8,543	8,543	
7000556	LAFLEUR	MILTON	CRIMINAL INVESTIGATOR 2	0005110010	4191012296	4190000201	1	62,972	-	-	-	2,374	65,346	LHLD	27,380			948	8,473	144	9,566	36,945		
7018785	LAMARCA	ZHONGQUN	ACCOUNTING SPECIALIST 2	0005110010	4191012296	4190000201	1	38,438	-	-	-	1,087	39,525	LAS1	16,561			573	7,392	-	7,965	24,526		
50386831	LANDRENEAU	CYNTHIA	BUSINESS TECHNOLOGY SPECIALIST 1	0005110010	4191012296	41900G0400	1	76,773	-	-	-	2,170	78,943	LASE	33,077			1,145	7,392	252	8,789	41,866		
7000561	LESTAGE	JULIANNA	COMMUNICATIONS OFFICER 2	0005110010	4191012296	4190000201	1	35,734	-	-	-	1,347	37,081	LASS	15,537			538	-	-	538	16,075		
50509835	LORIO	JORDAN	STATE POLICE SERGEANT	0005110010	4191012296	4190000201	1	78,706	-	-	-	-	78,706	LSP1	-	53,001			1,141	11,444	48	12,633	12,633	
7017836	LUKEN	BENJAMIN	State Police Trooper	0005110010	4191012296	4190000201	1	63,285	-	-	-	-	63,285	LSP1	-	42,616			918	4,674	48	5,840	5,840	
7018038	MARCELLE	GERALD	MECHANIC SUPERVISOR A	0005110010	4191012296	41900G0400	1	57,470	-	-	-	1,625	59,095	LASS	24,761			857	13,502	96	14,455	39,216		
50661590	MARTINEZ	JARED	STATE POLICE SERGEANT	0005110010	4191012296	4190000201	1	108,948	-	-	-	-	108,948	LSPR	-	73,366			1,580	13,502	-	15,082	15,082	
50379853	MCGRATH	CHESENEY	CRIME LABORATORY ANALYST 1	0005110010	4191012296	41900G0400	1	47,669	2,140	-	-	1,877	51,686	LASS	21,657			749	2,671	36	3,456	25,113		
7000086	MELERINE	BROOKE	COMMUNICATIONS OFFICER SUPERVISOR	0005110010	4191012296	4190000201	1	45,531	-	-	-	1,287	46,818	LASS	19,617			679	8,473	-	9,152	28,769		
7018936	MAQUIN	AIME	COMMUNICATIONS OFFICER 3	0005110010	4191012296	4190000201	1	41,454	-	-	-	1,172	42,626	LASS	17,860			618	13,502	-	14,120	31,980		
50392950	NECK	DESIREE	CRIMINAL INVESTIGATOR 2	0005110010	4191012296	4190000201	1	55,702	-	-	-	2,100	57,802	LASS	24,219			838	-	72	910	25,129		
7000525	NELSON	LAURA	CRIME LABORATORY ANALYST 3	0005110010	4191012296	41900P3900	1	64,002	-	-	-	1,809	65,811	LASE	27,575			954	8,473	-	9,427	37,002		
7000362	NEZGODINSKY	CODY	State Police Trooper	0005110010	4191012296	41900P2900	1	63,285	-	-	-	-	63,285	LSP1	-	42,616			918	13,502	-	14,420	14,420	
7078520	NUGENT	CHRISTOPHER	IT TECHNICAL SUPPORT ANALYST																					



Continuation Budget Adjustments - by Program

Office of State Police  
Traffic Enforcement Program  
Filed

Position Number	Last Name	Emp First Name	Job Title	Salary Object	Cost Center	Fund	Employee Count	Cur Year Sal	CPG Annualization	CPG Year 2	Perf Adjust Year 2	MA Inc Y2	Requested Salary	Retirement Plan	Employer Retirement	State Police	Teachers Retirement	Employer OSDI	Employer Medicare	Employer Medical	Employer Life	Total Benefits	Total Salaries and RB
7018443	COURVILLE	CECIL	STATE POLICE SERGEANT	0005110010	4191022214	4190000000	1	102,694	-	-	-	-	102,694	LSPR	-	69,154	-	-	1,489	14,308	-	15,797	15,797
113463	CUTLER	JARETT	STATE POLICE SERGEANT	0005110010	4191022214	4190000000	1	112,217	-	-	-	-	112,217	LSPR	-	75,567	-	-	1,627	13,502	-	15,129	15,129
187973	ERWIN	WILLIAM	STATE POLICE SERGEANT	0005110010	4191022214	4190000000	1	112,217	-	-	-	-	112,217	LSPR	-	75,567	-	-	1,627	13,502	-	15,129	15,129
7018689	HILL	TYLER	State Police Trooper	0005110010	4191022214	4190000000	1	71,228	-	-	-	-	71,228	LSP1	-	47,965	-	-	1,033	8,473	-	9,506	9,506
50861783	HUDSON	MADLIN	ADMIN COORDINATOR 4	0005110010	4191022214	4190000000	1	41,122	-	-	-	1,162	42,284	LASS	-	-	-	-	-	-	613	613	18,378
50477021	JACOBSEN	BRANDON	STATE POLICE SERGEANT	0005110010	4191022214	4190000000	1	99,703	-	-	-	-	99,703	LSPR	-	67,140	-	-	1,446	8,473	72	9,991	9,991
7129476	JAMES	KYLE	State Police Trooper	0005110010	4191022214	4190000000	1	73,364	-	-	-	-	73,364	LSP1	-	49,404	-	-	1,064	13,502	60	14,626	14,626
7000237	JONES	J L	STATE POLICE MASTER TROOPER	0005110010	4191022214	4190000000	1	101,553	-	-	-	-	101,553	LSPR	-	68,386	-	-	1,473	13,502	-	14,975	14,975
7018124	JORDAN	JERRY	POLICE OFFICER 3-A	0005110010	4191022214	4190000000	1	48,963	-	-	-	1,384	50,347	LHAD	21,095	-	-	730	13,502	-	-	14,232	35,327
7018201	LAGRANGE	TROY	POLICE SERGEANT-A	0005110010	4191022214	4190000000	1	59,904	-	-	-	-	59,904	LSP1	-	35,809	-	-	893	13,502	10	14,405	14,405
7018750	LATIMER	DONALD	POLICE OFFICER 3-A	0005110010	4191022214	4190000000	1	48,963	-	-	-	1,384	50,347	LHAD	21,095	-	-	730	13,502	144	8,266	29,361	
50318819	LIQUETTE	DANIELLE	ADMIN COORDINATOR 4	0005110010	4191022214	4190000000	1	43,659	-	-	-	1,234	44,893	LASS	-	-	-	651	13,502	60	14,213	33,023	
7018497	MAYEUX	GREGORY	POLICE OFFICER 3-A	0005110010	4191022214	4190000000	1	46,010	-	-	-	-	46,010	LHAD	20,005	-	-	692	8,473	14	9,179	29,184	
7018210	MCCANN	CARLOS	POLICE OFFICER 3-A	0005110010	4191022214	4190000000	1	53,061	-	-	-	-	53,061	LASE	22,861	-	-	791	7,392	-	-	8,183	31,044
50651665	MILES-THOMAS	DEONNA	ADMIN COORDINATOR 4	0005110010	4191022214	4190000000	1	47,268	-	-	-	1,336	48,604	LASE	20,361	-	-	705	12,930	252	13,937	34,248	
50320832	NOTO	ASHLEY	ADMIN PROGRAM MANAGER 1	0005110010	4191022214	4190000000	1	46,550	-	-	-	-	46,550	LAS1	20,240	-	-	700	7,392	-	-	8,092	28,332
7018278	POWELL	CHASCHEL	POLICE OFFICER 3-A	0005110010	4191022214	4190000000	1	50,086	-	-	-	-	50,086	LCPD	21,580	-	-	747	8,473	-	-	9,220	30,800
7018919	SHAW	WILLIAM	STATE POLICE MASTER TROOPER	0005110010	4191022214	4190000000	1	98,598	-	-	-	-	98,598	LSPR	-	66,394	-	-	1,430	13,502	96	15,028	15,028
7018682	SAVOY	EUGENE	POLICE OFFICER 3-A	0005110010	4191022214	4190000000	1	48,963	-	-	-	1,384	50,347	LCPD	21,095	-	-	730	7,392	96	8,218	29,313	
50681592	STOUTE	TIMOTHY	STATE POLICE LIEUTENANT	0005110010	4191022214	4190000000	1	116,881	-	-	-	-	116,881	LSPR	-	78,708	-	-	1,695	8,473	144	10,312	10,312
50404921	STRACENER	MICHAEL	State Police Trooper	0005110010	4191022214	4190000000	1	85,049	-	-	-	-	85,049	LSPR	-	57,272	-	-	1,233	7,392	72	8,697	8,697
50404922	UNDERHILL	CHRISTOPHER	State Police Trooper	0005110010	4191022214	4190000000	1	85,049	-	-	-	-	85,049	LSPR	-	57,272	-	-	1,233	13,502	96	14,831	14,831
50410987	BLAND JR	PRENTISS	STATE POLICE SERGEANT	0005110010	4191022231	4190000201	1	112,217	-	-	-	-	112,217	LSPR	-	75,567	-	-	1,627	13,502	-	15,129	15,129
113009	FREEMAN	JOHN	STATE POLICE MASTER TROOPER	0005110010	4191022231	4190000201	1	101,553	-	-	-	-	101,553	LSPR	-	68,386	-	-	1,473	13,502	-	14,975	14,975
1130113	HARISON	CHRISTOPHER	State Police Trooper	0005110010	4191022231	4190000700	1	101,553	-	-	-	-	101,553	LSPR	-	68,386	-	-	1,473	13,502	14	14,989	14,989
174406	JACKSON	ANGELA	State Police Trooper	0005110010	4191022231	4190000201	1	67,139	-	-	-	-	67,139	LSPR	-	45,211	-	-	974	8,473	-	9,447	9,447
50486564	KOSSMAN	DANI	State Police Trooper	0005110010	4191022231	4190000200	1	71,228	-	-	-	-	71,228	LSPR	-	47,965	-	-	1,033	8,473	72	9,578	9,578
7129434	KOVAN	RADNEY	STATE POLICE SERGEANT	0005110010	4191022214	4190000000	1	112,217	-	-	-	-	112,217	LSPR	-	75,567	-	-	1,627	13,502	-	14,957	14,957
7018711	LANGLEY	HOWARD	STATE POLICE MASTER TROOPER	0005110010	4191022231	4190000700	1	101,553	-	-	-	-	101,553	LSPR	-	68,386	-	-	1,473	8,473	-	9,946	9,946
7112859	LEACHMAN	SHAMIKA	POLICE OFFICER 3-A	0005110010	4191022231	4190000200	1	56,410	-	-	-	1,595	58,005	LHAD	24,304	-	-	841	7,392	-	-	8,233	32,537
7018653	LONG	CHRISTOPHER	POLICE OFFICER 3-A	0005110010	4191022231	4190000201	1	61,443	-	-	-	-	61,443	LCPD	25,745	-	-	891	13,502	96	14,489	14,489	
50509840	MAYFIELD	ADARRIEL	STATE POLICE MASTER TROOPER	0005110010	4191022231	4190000200	1	95,724	-	-	-	-	95,724	LSPR	-	64,461	-	-	1,388	4,618	10	6,016	6,016
50477025	MCFARLAN	JAMES	State Police Trooper	0005110010	4191022231	4190000200	1	73,364	-	-	-	-	73,364	LSPR	-	49,404	-	-	1,064	13,502	60	14,626	14,626
50543884	MILES	CHRISTOPHER	POLICE OFFICER 3-A	0005110010	4191022231	4190000200	1	60,684	-	-	-	726	61,410	LHAD	25,735	-	-	891	13,502	96	14,489	14,489	
17964	ROLLAND	TRACY	STATE POLICE MASTER TROOPER	0005110010	4191022231	4190000201	1	101,553	-	-	-	-	101,553	LSPR	-	68,386	-	-	1,473	13,502	96	15,071	15,071
50555475	SANDERS	MAURICE	STATE POLICE LIEUTENANT	0005110010	4191022231	4190000200	1	123,999	-	-	-	-	123,999	LSPR	-	83,501	-	-	1,798	8,473	-	10,271	10,271
7129459	WALSWORTH	DONALD	STATE POLICE SERGEANT	0005110010	4191022231	4190000700	1	112,217	-	-	-	-	112,217	LSPR	-	75,567	-	-	1,627	13,502	14	15,143	15,143
7000007	WERNER	CLIFTON	STATE POLICE MASTER TROOPER	0005110010	4191022231	4190000200	1	101,553	-	-	-	-	101,553	LSPR	-	68,386	-	-	1,473	7,392	252	9,117	9,117
50523266	WINARSKI	BRETT	STATE POLICE MASTER TROOPER	0005110010	4191022231	4190000200	1	95,724	-	-	-	-	95,724	LSPR	-	64,461	-	-	1,388	8,473	-	9,861	9,861
7000426	ALSPU	ERIC	State Police Emer Svc Senior Tech	0005110010	4191022292	4190000201	1	123,999	-	-	-	-	123,999	LSPR	-	83,501	-	-	1,798	13,502	72	15,372	15,372
7000245	BOLDEN	JIMMY	State Police Emer Svc Tech Supervisor	0005110010	4191022292	4190000201	1	123,999	-	-	-	-	123,999	LSPR	-	83,501	-	-	1,798	8,473	-	10,271	10,271
7000080	BRAND	WILLIAM	State Police Emer Svc Tech Supervisor	0005110010	4191022292	4190000201	1	127,719	-	-	-	-	127,719	LSPR	-	86,006	-	-	1,852	13,502	-	15,354	15,354
7018631	BRUSSARD	DAVID	State Police Emer Svc Senior Tech	0005110010	4191022292	4190000201	1	113,477	-	-	-	-	113,477	LSPR	-	76,415	-	-	1,645	13,502	-	15,147	15,147
7018622	CRAFT	STEVE	State Police Emer Svc Deputy Command Tech	0005110010	4191022292	4190000201	1	141,130	-	-	-	1,927	142,057	LSPR	29,367	-	-	1,016	7,392	-	-	8,408	37,775
7000235	DAUZAT	CHANCE	State Police Emer Svc Senior Tech	0005110010	4191022292	4190000201	1	123,999	-	-	-	-	123,999	LSPR	-	83,501	-	-	1,798	13,502	-	15,300	15,300
50400518	DENNIS	DAWN	ADMIN PROG SPEC C	0005110010	4191022292	4190000201	1	68,162	-	-	-	-	68,162	LSPR	-	45,000	-	-	1,016	7,392	-	8,408	37,775
7000205	DRANGUET	BARRY	State Police Emer Svc Tech Supervisor	0005110010	4191022292	4190000201	1	127,719	-	-	-	-	127,719	LSPR	-	86,006	-	-	1,852	13,502	10	15,364	15,364
7017793	GAMMEL	SHONE	State Police Emer Svc Senior Tech	0005110010	4191022292	4190000201	1	123,999	-	-	-	-	123,999	LSPR	-	83,501	-	-	1,798	8,473	96	10,367	10,367
7017863	GRIFFIN	RYAN	State Police Emer Svc Tech	0005110010	4191022292	4190000201	1	105,775	-	-	-	-	105,775	LSPR	-	71,229	-	-	1,534	8,473	-	10,007	10,007
7018208	HILL	DUSTIN	STATE POLICE LIEUTENANT	0005																			

Continuation Budget Adjustments - by Program

Office of State Police  
Traffic Enforcement Program  
Filed

Position Number	Last name	Emp First Name	Job Title	Salary Object	Cost Center	Fund	Employee Count	Cur Year Sal	CPG Annualization	CPG Year 2	Perf Adjust Year 2	MA Inc Y2	Requested Salary	Retirement Plan	Employer Retirement	State Police	Teachers Retirement	Employer OSDI	Employer Medicare	Employer Medical	Employer Life	Total Benefits	Total Salaries and RB
5039390	GRAHAM	ADAM	CSLT RES SCIENTIST 1	0005110010	4191034201	41900V0100	1	36,608	-	-	-	1,380	37,988	LAS5	15,917	-	-	551	-	-	-	551	16,468
7017896	HARRIS	DONICA	ADMIN PROG SPEC C	0005110010	4191034201	41900V0100	1	68,557	-	-	-	1,939	70,495	LAS5	29,557	-	-	1,022	6,285	-	-	7,287	36,824
50656072	HOLLIDAY	SUSAN	ENVIRONMENTAL SCIENTIST 4	0005110010	4191034201	41900V0100	1	68,536	-	-	-	1,937	70,473	LAS1	29,528	-	-	1,022	7,392	25	-	8,439	37,967
7000274	LINN	JACOB	BIOLOGIST 1	0005110010	4191034201	41900V0100	1	50,948	3,223	-	-	1,531	55,702	LAS5	23,339	-	-	808	7,392	48	-	8,248	31,587
7132496	MARTINEZ	JENNIFER	ENV SCIENTIST MANAGER	0005110010	4191034201	41900V0100	1	91,874	-	-	-	3,463	95,337	LASE	39,946	-	-	1,382	7,392	-	-	8,774	48,720
7018405	SOLEAU	ROBIN	ENVIRONMENTAL SCIENTIST 4	0005110010	4191034201	41900V0100	1	75,442	-	-	-	2,133	77,575	LAS1	32,504	-	-	1,125	7,392	252	-	8,769	41,273
7000193	ANDERSON	TIMOTHY	STATE POLICE MASTER TROOPER	0005110010	4191042301	4190006800	1	101,553	-	-	-	-	101,553	LSPR	-	68,386	-	-	1,473	8,473	7	-	9,953
50477023	BAJANT	JOHN	State Police Trooper	0005110010	4191042301	4190006800	1	73,364	-	-	-	-	73,364	LSPR	-	49,404	-	-	1,084	8,473	60	-	9,597
7018501	BESSON	VINCENT	State Police Trooper	0005110010	4191042301	4190006800	1	71,228	-	-	-	-	71,228	LSP1	-	47,965	-	-	1,033	7,392	48	-	8,473
7000173	BOUDREAUX	JOSEPH	State Police Trooper	0005110010	4191042301	4190006800	1	71,228	-	-	-	-	71,228	LSP1	-	47,965	-	-	1,033	-	-	-	1,033
50405939	CAMPBELL	KYLE	State Police Trooper	0005110010	4191042301	4190006800	1	90,229	-	-	-	-	90,229	LSPR	-	60,760	-	-	1,308	7,392	-	-	8,700
7018217	DENNIS	CHRISTOPHER	STATE POLICE MASTER TROOPER	0005110010	4191042301	4190006800	1	101,553	-	-	-	-	101,553	LSPR	-	68,386	-	-	1,473	13,502	-	-	14,975
50460738	DUPRE	JEREMIAH	State Police Trooper	0005110010	4191042301	4190006800	1	85,049	-	-	-	-	85,049	LSPR	-	57,272	-	-	1,233	13,502	60	-	14,795
7000176	LANDRY	KEVIN	STATE POLICE MASTER TROOPER	0005110010	4191042301	4190006800	1	101,553	-	-	-	-	101,553	LSPR	-	68,386	-	-	1,473	14,037	-	-	15,510
50319269	MANALE	KEITH	STATE POLICE MASTER TROOPER	0005110010	4191042301	4190006800	1	101,553	-	-	-	-	101,553	LSPR	-	68,386	-	-	1,473	13,502	-	-	14,975
50380410	MAY	JAVON	State Police Trooper	0005110010	4191042301	4190006800	1	65,183	-	-	-	-	65,183	LSP1	-	43,894	-	-	945	8,473	48	-	9,466
50543011	MORAN	RONALD	State Police Trooper	0005110010	4191042301	4190006800	1	92,936	-	-	-	-	92,936	LSPR	-	62,583	-	-	1,348	13,502	10	-	14,860
501414	PROTHRO	JAMES	STATE POLICE MASTER TROOPER	0005110010	4191042301	4190006800	1	101,553	-	-	-	-	101,553	LSPR	-	68,386	-	-	1,473	13,502	10	-	14,985
7018409	REGAN	PATRICK	State Police Trooper	0005110010	4191042301	4190006800	1	67,139	-	-	-	-	67,139	LSP1	-	45,211	-	-	974	8,980	-	-	9,954
50477027	REVELS	JAMES	State Police Trooper	0005110010	4191042301	4190006800	1	82,572	-	-	-	-	82,572	LSPR	-	56,604	-	-	1,197	13,502	-	-	14,699
50327193	SHERMAN	MATTHEW	State Police Trooper	0005110010	4191042301	4190006800	1	73,364	-	-	-	-	73,364	LSP1	-	49,404	-	-	1,084	14,308	6	-	15,378
50532259	SINANNAN	JAMES	State Police Trooper	0005110010	4191042301	4190006800	1	92,936	-	-	-	-	92,936	LSPR	-	62,583	-	-	1,348	8,473	-	-	9,821
7129484	SKINNER III	BRENT	STATE POLICE MASTER TROOPER	0005110010	4191042301	4190006800	1	98,596	-	-	-	-	98,596	LSPR	-	66,394	-	-	1,430	7,392	10	-	8,832
50509867	STUTTS	RICHARD	STATE POLICE MASTER TROOPER	0005110010	4191042301	4190006800	1	101,553	-	-	-	-	101,553	LSPR	-	68,386	-	-	1,473	13,502	72	-	15,047
7086345	WATSON	DAVID	State Police Trooper	0005110010	4191042301	4190006800	1	71,228	-	-	-	-	71,228	LSP1	-	47,965	-	-	1,033	-	-	-	8,867
7000170	ANDERSON	BRIAN	STATE POLICE LIEUTENANT	0005110010	4191042304	4190000201	1	123,999	-	-	-	-	123,999	LSPR	-	83,501	-	-	1,798	8,473	96	-	10,367
7129489	CARRADINE	DRAPER	STATE POLICE LIEUTENANT	0005110010	4191042304	4190000201	1	123,999	-	-	-	-	123,999	LSPR	-	83,501	-	-	1,798	13,502	-	-	15,300
5050013	CAZARES	GEORGE	STATE POLICE MASTER TROOPER	0005110010	4191042304	4190000201	1	101,553	-	-	-	-	101,553	LSPR	-	68,386	-	-	1,473	13,502	-	-	14,975
7112870	CHARLES	BRADY	STATE POLICE SERGEANT	0005110010	4191042304	41900P3400	1	78,706	-	-	-	-	78,706	LSP1	-	53,001	-	-	1,141	13,502	48	-	14,691
170152	CHAVIS	BRADY	STATE POLICE LIEUTENANT	0005110010	4191042304	4190000201	1	116,881	-	-	-	-	116,881	LSPR	-	78,708	-	-	1,695	13,502	72	-	15,269
50661597	CHRYSLER	CHRISTOPHER	STATE POLICE SERGEANT	0005110010	4191042304	41900P3400	1	98,703	-	-	-	-	98,703	LSPR	-	67,140	-	-	1,446	13,502	60	-	15,308
144235	DEBUSSCHERE	COREY	STATE POLICE LIEUTENANT	0005110010	4191042304	41900P3400	1	110,172	-	-	-	-	110,172	LSPR	-	74,190	-	-	1,597	13,502	-	-	15,099
7000175	DOUCET	MICHAEL	STATE POLICE LIEUTENANT	0005110010	4191042304	4190000201	1	123,999	-	-	-	-	123,999	LSPR	-	83,501	-	-	1,798	13,502	10	-	15,310
5051350	DUNNWAY	BERTRAND	STATE POLICE SGT	0005110010	4191042304	4190000201	1	137,019	-	-	-	-	137,019	LSPR	-	92,269	-	-	1,987	13,502	72	-	15,561
50408206	EDGE	JEREMY	STATE POLICE SERGEANT	0005110010	4191042304	41900P3400	1	78,706	-	-	-	-	78,706	LSP1	-	53,001	-	-	1,141	13,502	-	-	14,643
7000234	GASPARD	FRANK	State Police Major	0005110010	4191042304	41900P3400	1	151,009	-	-	-	-	151,009	LSPR	-	101,889	-	-	2,190	13,502	10	-	15,702
7000198	KEMP	GREGORY	STATE POLICE LIEUTENANT	0005110010	4191042304	4190000201	1	123,999	-	-	-	-	123,999	LSPR	-	83,501	-	-	1,798	13,502	144	-	15,444
50339828	KENNEY	DEVANNE	ADMIN PROGRAM MANAGER 1	0005110010	4191042304	4190000201	1	48,842	-	-	-	-	48,842	LAS1	-	20,367	-	-	705	8,473	48	-	9,226
7018056	LANDRY	ASHLEY	ADMIN COORDINATOR 4	0005110010	4191042304	4190000201	1	43,659	-	-	-	-	43,659	LAS5	-	18,810	-	-	651	12,930	48	-	13,629
50562352	LANDRY	STACY	STATE POLICE SERGEANT	0005110010	4191042304	41900P3400	1	112,217	-	-	-	-	112,217	LSPR	-	75,567	-	-	1,627	13,502	10	-	15,139
7018039	MITCHELL	MAGGIE	ADMIN COORDINATOR 4	0005110010	4191042304	4190000201	1	39,936	-	-	-	-	39,936	LAS5	-	17,206	-	-	595	-	-	-	17,849
50320798	MOUTON	JOHN	STATE POLICE MASTER TROOPER	0005110010	4191042304	4190000201	1	95,724	-	-	-	-	95,724	LSPR	-	64,461	-	-	1,388	13,502	-	-	14,890
7018327	NASH	CHEYENNE	ADMIN COORDINATOR 4	0005110010	4191042304	4190000201	1	39,936	-	-	-	-	39,936	LAS5	-	17,206	-	-	595	-	-	-	17,801
7129481	PEGUES	JUDY	ADMIN COORDINATOR 4	0005110010	4191042304	4190000201	1	39,936	-	-	-	-	39,936	LASE	-	17,206	-	-	595	7,392	492	-	25,885
7129472	PHILLIPS	TIMOTHY	STATE POLICE MASTER TROOPER	0005110010	4191042304	4190000201	1	95,724	-	-	-	-	95,724	LSPR	-	64,461	-	-	1,388	13,502	-	-	14,890
50475308	POULLARD	KEVIN	STATE POLICE SERGEANT	0005110010	4191042304	4190000201	1	99,703	-	-	-	-	99,703	LSPR	-	67,140	-	-	1,446	8,473	6	-	9,925
18525	PRITCHARD	JOHN	STATE POLICE SERGEANT	0005110010	4191042304	41900P3400	1	112,217	-	-	-	-	112,217	LSPR	-	75,567	-	-	1,627	13,502	144	-	15,273
50320831	RAMSEY	HARVEY	STATE POLICE SERGEANT	0005110010	4191042304	4190000201	1	112,217	-	-	-	-	112,217	LSPR	-	75,567	-	-	1,627	12,930	-	-	14,557
7000223	SUBERVILLE	KEVIN	STATE POLICE SERGEANT	0005110010	4191042304	4190000201	1	112,217	-	-	-	-	112,217	LSPR	-	75,567	-	-	1,627	13,502	-	-	15,146
7000236	WRIGHT	JOHN	STATE POLICE SERGEANT	0005110010	4191042304	4190000201	1	105,775	-	-	-	-	105,775	LSPR	-	71,229	-	-	1,534	13,502	10	-	15,046
<b>0005110010 Total</b>							<b>761</b>																



Continuation Budget Adjustments - by Program

Office of State Police  
Traffic Enforcement Program  
Filled

Position Number	Last name	Emp First Name	Job Title	Salary Object	Cost Center	Fund	Employee Count	Cur Year Sal	CPG Annualization	CPG Year 2	Perf Adjust Year 2	MA Inc Y2	Requested Salary	Retirement Plan	Employer Retirement	State Police	Teachers Retirement	Employer OSDI	Employer Medicare	Employer Medical	Employer Life	Total Benefits	Total Salaries and RB	
7018108	PIGLIA	DONALD	LSP WAE TROOPER	0005120010	4191012282	4190000201	1	48,360	-	-	-	-	48,360	-	-	-	-	-	701	-	-	-	701	701
113026	ROBIN	PRESTON	LSP WAE TROOPER	0005120010	4191012282	4190000201	1	48,360	-	-	-	-	48,360	-	-	-	-	-	701	-	-	-	701	701
50543833	DOBSON	RANDOLPH	LSP WAE TROOPER	0005120010	4191012284	4190000201	1	48,360	-	-	-	-	48,360	-	-	-	-	-	701	-	-	-	701	701
50414019	GONZALES	SAMUEL	LSP WAE TROOPER	0005120010	4191012284	41900G0400	1	48,360	-	-	-	-	48,360	-	-	-	-	-	701	-	-	-	701	701
50352728	HAWKINS	GARY	LSP WAE TROOPER	0005120010	4191012284	4190000201	1	48,360	-	-	-	-	48,360	-	-	-	-	-	701	-	-	-	701	701
50380428	ANDERSON	JAMES	SPECIALIST	0005120010	4191012302	4190000300	1	48,360	-	-	-	-	48,360	-	-	-	-	2,998	701	-	-	-	3,699	3,699
50662719	JOHNSON	PAUL	LSP WAE TROOPER	0005120010	4191012302	4190000300	1	48,360	-	-	-	-	48,360	-	-	-	-	-	701	-	-	-	701	701
7000215	WESTPHAL	EDDIE	SPECIALIST	0005120010	4191012302	4190000300	1	48,360	-	-	-	-	48,360	-	-	-	-	-	701	-	-	-	701	701
7000301	CURLEE	GREGORY	LSP WAE TROOPER	0005120010	4191022231	4190000200	1	48,360	-	-	-	-	48,360	-	-	-	-	-	701	-	-	-	701	701
7112862	PRADOS	DOUGLAS	LSP WAE TROOPER	0005120010	4191022231	4190000201	1	48,360	-	-	-	-	48,360	-	-	-	-	-	701	-	-	-	701	701
50660630	BODET	JOHN	TRAINDEV SPECIALIST 1	0005120010	4191022290	4190000200	1	28,642	-	-	-	-	28,642	-	-	-	-	1,776	415	-	-	-	2,191	2,191
7000517	BONNER	DAVID	TRAINDEV SPECIALIST 1	0005120010	4191022290	4190000200	1	28,642	-	-	-	-	28,642	-	-	-	-	1,776	415	-	-	-	2,191	2,191
7018817	DAVIS	MATTHEW	TRAINDEV SPECIALIST 1	0005120010	4191022290	4190000200	1	28,642	-	-	-	-	28,642	-	-	-	-	1,776	415	-	-	-	2,191	2,191
50568682	DAY	ERIC	TRAINDEV SPECIALIST 1	0005120010	4191022290	4190000200	1	28,642	-	-	-	-	28,642	-	-	-	-	1,776	415	-	-	-	2,191	2,191
50340602	FLEMING	ELDON	TRAINDEV SPECIALIST 1	0005120010	4191022290	4190000200	1	28,642	-	-	-	-	28,642	-	-	-	-	1,776	415	-	-	-	2,191	2,191
7134617	HARDY	EDWARD	TRAINDEV PROG MANAGER	0005120010	4191022290	4190000200	1	35,131	-	-	-	-	35,131	-	-	-	-	-	509	-	-	-	509	509
50543830	HARPER	DOUGLAS	TRAINDEV SPECIALIST 3	0005120010	4191022290	4190000200	1	31,824	-	-	-	-	31,824	-	-	-	-	1,973	461	-	-	-	2,434	2,434
50557682	HAZA	JAMES	TRAINDEV SPECIALIST 1	0005120010	4191022290	4190000200	1	28,642	-	-	-	-	28,642	-	-	-	-	1,776	415	-	-	-	2,191	2,191
7130009	JACKSON	SHARON	TRAINDEV SPECIALIST 1	0005120010	4191022290	4190000200	1	28,579	-	-	-	-	28,579	-	-	-	-	1,772	414	-	-	-	2,186	2,186
7018655	JETT	THERESA	TRAINDEV SPECIALIST 1	0005120010	4191022290	4190000200	1	28,642	-	-	-	-	28,642	-	-	-	-	1,776	415	-	-	-	2,191	2,191
9172	LEE	ANTONE	TRAINDEV SPECIALIST 1	0005120010	4191022290	4190000200	1	28,642	-	-	-	-	28,642	-	-	-	-	1,776	415	-	-	-	2,191	2,191
7112861	PETERS	KIMBERLY	TRAINDEV SPECIALIST 1	0005120010	4191022290	4190000200	1	28,642	-	-	-	-	28,642	-	-	-	-	1,776	415	-	-	-	2,191	2,191
50543831	PIKE	PHILIP	TRAINDEV SPECIALIST 3	0005120010	4191022290	4190000200	1	31,824	-	-	-	-	31,824	-	-	-	-	1,973	461	-	-	-	2,434	2,434
7018325	PLEASANT	BRIAN	TRAINDEV SPECIALIST 1	0005120010	4191022290	4190000200	1	28,642	-	-	-	-	28,642	-	-	-	-	1,776	415	-	-	-	2,191	2,191
7018500	RESWEBER	DAVID	TRAINDEV SPECIALIST 1	0005120010	4191022290	4190000200	1	28,642	-	-	-	-	28,642	-	-	-	-	1,776	415	-	-	-	2,191	2,191
7018241	RHONE	DONNA	TRAINDEV SPECIALIST 1	0005120010	4191022290	4190000200	1	28,642	-	-	-	-	28,642	-	-	-	-	1,776	415	-	-	-	2,191	2,191
50550704	RICHARD	ROYCE	TRAINDEV SPECIALIST 1	0005120010	4191022290	4190000200	1	28,642	-	-	-	-	28,642	-	-	-	-	1,776	415	-	-	-	2,191	2,191
50396569	SIMMONS	JACK	TRAINDEV SPECIALIST 1	0005120010	4191022290	4190000200	1	25,459	-	-	-	-	25,459	-	-	-	-	-	369	-	-	-	369	369
7018404	THOMPSON	STEVEN	TRAINDEV SPECIALIST 1	0005120010	4191022290	4190000200	1	28,642	-	-	-	-	28,642	-	-	-	-	1,776	415	-	-	-	2,191	2,191
7017901	WILLIAMS	JUSTIN	TRAINDEV SPECIALIST 1	0005120010	4191022290	4190000200	1	28,642	-	-	-	-	28,642	-	-	-	-	1,776	415	-	-	-	2,191	2,191
7018907	WOODWARD	SCOTT	TRAINDEV SPECIALIST 1	0005120010	4191022290	4190000200	1	28,642	-	-	-	-	28,642	-	-	-	-	1,776	415	-	-	-	2,191	2,191
50532534	BUNCH	CYNTHIA	ADMIN COORDINATOR 4	0005120010	4191022293	41900P2100	1	37,955	-	-	-	-	37,955	-	-	-	-	-	550	-	-	-	550	550
123286	CANNON	STEPHANIE	CSTL RES PROGRAM SPEC 3	0005120010	4191034201	41900V0100	1	51,480	-	-	-	-	51,480	-	-	-	-	-	746	-	-	-	746	746
7018981	RILES	BRITTANY	CSTL RES PROGRAM SPEC 3	0005120010	4191034201	41900V0100	1	43,836	-	-	-	-	43,836	-	-	-	-	2,718	636	-	-	-	3,354	3,354
7018340	BRUNER	TIMOTHY	LSP WAE TROOPER	0005120010	4191042301	4190000600	1	54,600	-	-	-	-	54,600	-	-	-	-	-	792	-	-	-	792	792
7018506	BUQUET	LOUIS	LSP WAE TROOPER	0005120010	4191042301	4190000600	1	54,600	-	-	-	-	54,600	-	-	-	-	-	792	-	-	-	792	792
50479950	COLLINS	CHARLES	LSP WAE TROOPER	0005120010	4191042301	4190000600	1	54,600	-	-	-	-	54,600	-	-	-	-	-	792	-	-	-	792	792
113028	ESQUINANCE	DAVID	LSP WAE TROOPER	0005120010	4191042301	4190000600	1	54,600	-	-	-	-	54,600	-	-	-	-	-	792	-	-	-	792	792
50390380	GUIDRY	JAMES	LSP WAE TROOPER	0005120010	4191042301	4190000600	1	54,600	-	-	-	-	54,600	-	-	-	-	-	792	-	-	-	792	792
117124	LANDRY	GLYNN	LSP WAE TROOPER	0005120010	4191042301	4190000600	1	54,600	-	-	-	-	54,600	-	-	-	-	-	792	-	-	-	792	792
7077352	LINTON	WINFRES	LSP WAE TROOPER	0005120010	4191042301	4190000600	1	54,600	-	-	-	-	54,600	-	-	-	-	-	792	-	-	-	792	792
50322459	MAYEUX	MARCAL	LSP WAE TROOPER	0005120010	4191042301	4190000600	1	54,600	-	-	-	-	54,600	-	-	-	-	-	792	-	-	-	792	792
7132500	MIRE	MARK	LSP WAE TROOPER	0005120010	4191042301	4190000600	1	54,600	-	-	-	-	54,600	-	-	-	-	-	792	-	-	-	792	792
50400517	NUGENT	BRUCE	LSP WAE TROOPER	0005120010	4191042301	4190000600	1	54,600	-	-	-	-	54,600	-	-	-	-	-	792	-	-	-	792	792
128554	RILEY	JAMES	LSP WAE TROOPER	0005120010	4191042301	4190000600	1	54,600	-	-	-	-	54,600	-	-	-	-	-	792	-	-	-	792	792
50663139	SMITH	TIMOTHY	LSP WAE TROOPER	0005120010	4191042301	4190000600	1	54,600	-	-	-	-	54,600	-	-	-	-	-	792	-	-	-	792	792
50509839	ARGRAVE	SHANNON	LSP WAE TROOPER	0005120010	4191042304	4190000201	1	54,600	-	-	-	-	54,600	-	-	-	-	-	792	-	-	-	792	792
152712	PESSON	CHERYL	ADMIN COORDINATOR 4	0005120010	4191042304	4190000201	1	31,824	-	-	-	-	31,824	-	-	-	-	-	461	-	-	-	461	461
				0005120010 Total				3,137,597	-	-	-	1,287	3,138,879	-	-	19,617	-	-	46,233	45,504	-	-	91,737	111,354
7018331	CROOKS	JENNA	STUDENT	0005120035	4191022293	4190000201	1	12,480	-	-	-	-	12,480	-	-	-	-	-	774	181	-	-	955	955
5040624	CASON	CADEN	STUDENT	0005120035	4191222222	4192222222	1	12,480	-	-	-	-	12,480	-	-	-	-	-	774	181	-	-	955	955
				0005120035 Total				24,960	-	-	-	-	24,960	-	-	-	-	-	1,548	362	-	-	1,910	1,910
				Grand Total			764	62,891,320	183,250	7,416	-	258,474	63,340,474	-	-	3,507,776	34,605,006	17,345	59,048	914,839	6,880,288	25,375	7,997,134	11,584,240

Continuation Budget Adjustments - by Program

Office of State Police  
Traffic Enforcement Program  
Vacant

Position Number	C/U	Job Title	Salary Object	Cost Center	Actual Vac	CostCenter %	Position Count	Pay scale group	Employee FTE	Biweekly Salary	Requested Salary	Retire ment Plan	Employer Retirement	State Police Retirement	Employer Medicare	Employer Medical	Employer Life	Total Benefits	Total Salaries and Benefits
174402	C	ADMIN COORDINATOR 2	0005110010	4191012275	1/16/2021	100.00	1,000	AS-607	100.00	1,282	33,342	RETR	13,970	52,038	483	12,930	300	27,683	61,025
113008	C	ADMIN COORDINATOR 3	0005110010	4191012274	7/24/2023	100.00	1,000	AS-609	100.00	1,468	38,168	RETR	15,992	52,038	593	12,930	300	29,775	67,943
77729	C	ACCOUNTING SPECIALIST 2	0005110010	4191012296	7/31/2023	100.00	1,000	AS-610	100.00	1,571	40,851	RETR	17,117	52,038	552	12,930	300	30,939	71,790
50349501	C	COMPLIANCE INSPECTOR 2	0005110010	4191022214	1/10/2022	100.00	1,000	AS-611	100.00	1,681	43,701	RETR	18,311	52,038	634	12,930	300	32,175	75,876
50672222	C	ADMIN COORDINATOR 4	0005110010	4191012296		100.00	1,000	AS-611	100.00	1,681	43,701	RETR	18,311	52,038	634	12,930	300	32,175	75,876
50468512	C	PARALEGAL 1	0005110010	4191012296	1/6/2023	100.00	1,000	AS-612	100.00	1,902	49,462	RETR	20,725	52,038	717	12,930	300	34,672	84,134
50567784	C	ADMIN PROG SPEC B	0005110010	4191012296	6/12/2023	100.00	1,000	AS-614	100.00	2,178	56,638	RETR	23,731	52,038	821	12,930	300	37,782	94,420
50668428	C	ADMIN PROG SPEC B	0005110010	4191042304		100.00	1,000	AS-614	100.00	2,178	56,638	RETR	23,731	52,038	821	12,930	300	37,782	94,420
50670883	C	ADMIN PROG SPEC C	0005110010	4191034201		100.00	1,000	AS-615	100.00	2,330	60,590	RETR	25,387	52,038	879	12,930	300	39,496	100,086
50670930	C	ATTORNEY 3	0005110010	4191034201		100.00	1,000	AS-620	100.00	3,269	84,989	RETR	35,610	52,038	1,232	12,930	300	50,072	135,061
50470952	C	ATTORNEY 4	0005110010	4191034201	3/9/2022	100.00	1,000	AS-621	100.00	3,498	90,938	RETR	38,103	52,038	1,319	12,930	300	52,652	143,590
50415469	C	ATTORNEY SUPERVISOR	0005110010	4191012296	9/1/2023	100.00	1,000	AS-622	100.00	3,742	97,302	RETR	40,770	52,038	1,411	12,930	300	55,411	152,713
TBD	C	LSP Cadet	0005110010	4191012276	9/4/2023	100.00	1,000	P-01	100.00	2,972	77,277	RETR		52,038	1,121	12,930	300	66,389	143,666
TBD	C	LSP Cadet	0005110010	4191012276	9/4/2023	100.00	1,000	P-01	100.00	2,972	77,277	RETR		52,038	1,121	12,930	300	66,389	143,666
TBD	C	LSP Cadet	0005110010	4191012276	9/4/2023	100.00	1,000	P-01	100.00	2,972	77,277	RETR		52,038	1,121	12,930	300	66,389	143,666
TBD	C	LSP Cadet	0005110010	4191012276	9/4/2023	100.00	1,000	P-01	100.00	2,972	77,277	RETR		52,038	1,121	12,930	300	66,389	143,666
TBD	C	LSP Cadet	0005110010	4191012276	9/4/2023	100.00	1,000	P-01	100.00	2,972	77,277	RETR		52,038	1,121	12,930	300	66,389	143,666
50466752	C	State Police Trooper	0005110010	4191012276	9/4/2023	100.00	1,000	P-01	100.00	2,972	77,277	RETR		52,038	1,121	12,930	300	66,389	143,666
50466752	C	State Police Trooper	0005110010	4191012276	9/4/2023	100.00	1,000	P-01	100.00	2,972	77,277	RETR		52,038	1,121	12,930	300	66,389	143,666
50466755	C	State Police Trooper	0005110010	4191012278	2/3/2023	100.00	1,000	P-01	100.00	2,972	77,277	RETR		52,038	1,121	12,930	300	66,389	143,666
50466759	C	State Police Trooper	0005110010	4191012274	4/27/2023	100.00	1,000	P-01	100.00	2,972	77,277	RETR		52,038	1,121	12,930	300	66,389	143,666
50466768	C	State Police Trooper	0005110010	4191012284	8/17/2022	100.00	1,000	P-01	100.00	2,972	77,277	RETR		52,038	1,121	12,930	300	66,389	143,666
50494703	C	State Police Trooper	0005110010	4191012284	5/18/2023	100.00	1,000	P-01	100.00	2,972	77,277	RETR		52,038	1,121	12,930	300	66,389	143,666
50494708	C	State Police Trooper	0005110010	4191012275	10/3/2022	100.00	1,000	P-01	100.00	2,972	77,277	RETR		52,038	1,121	12,930	300	66,389	143,666
50509014	C	State Police Trooper	0005110010	4191012284	11/14/2022	100.00	1,000	P-01	100.00	2,972	77,277	RETR		52,038	1,121	12,930	300	66,389	143,666
50509022	C	State Police Trooper	0005110010	4191012276	1/9/2023	100.00	1,000	P-01	100.00	2,972	77,277	RETR		52,038	1,121	12,930	300	66,389	143,666
50509831	C	State Police Trooper	0005110010	4191012279	7/3/2023	100.00	1,000	P-01	100.00	2,972	77,277	RETR		52,038	1,121	12,930	300	66,389	143,666
50509833	C	State Police Trooper	0005110010	4191012282	2/6/2023	100.00	1,000	P-01	100.00	2,972	77,277	RETR		52,038	1,121	12,930	300	66,389	143,666
50509843	C	State Police Trooper	0005110010	4191012280	10/3/2022	100.00	1,000	P-01	100.00	2,972	77,277	RETR		52,038	1,121	12,930	300	66,389	143,666
50509845	C	State Police Trooper	0005110010	4191012274	9/19/2022	100.00	1,000	P-01	100.00	2,972	77,277	RETR		52,038	1,121	12,930	300	66,389	143,666
50509849	C	State Police Cadet	0005110010	4191012279	3/24/2023	100.00	1,000	P-01	100.00	2,972	77,277	RETR		52,038	1,121	12,930	300	66,389	143,666
50509851	C	State Police Cadet	0005110010	4191012276	2/22/2023	100.00	1,000	P-01	100.00	2,972	77,277	RETR		52,038	1,121	12,930	300	66,389	143,666
50509868	C	State Police Trooper	0005110010	4191012278	2/6/2023	100.00	1,000	P-01	100.00	2,972	77,277	RETR		52,038	1,121	12,930	300	66,389	143,666
50393932	C	State Police Trooper	0005110010	4191012284	7/1/2023	100.00	1,000	P-01	100.00	2,972	77,277	RETR		52,038	1,121	12,930	300	66,389	143,666
50319264	C	State Police Trooper	0005110010	4191012275	4/27/2023	100.00	1,000	P-01	100.00	2,972	77,277	RETR		52,038	1,121	12,930	300	66,389	143,666
50320786	C	STATE POLICE MASTER TROOPER	0005110010	4191012274	5/1/2023	100.00	1,000	P-01	100.00	2,972	77,277	RETR		52,038	1,121	12,930	300	66,389	143,666
50320792	C	STATE POLICE MASTER TROOPER	0005110010	4191012276	8/17/2022	100.00	1,000	P-01	100.00	2,972	77,277	RETR		52,038	1,121	12,930	300	66,389	143,666
50320827	C	State Police Cadet	0005110010	4191012277	6/5/2023	100.00	1,000	P-01	100.00	2,972	77,277	RETR		52,038	1,121	12,930	300	66,389	143,666
50340601	C	STATE POLICE MASTER TROOPER	0005110010	4191022231	1/24/2022	100.00	1,000	P-01	100.00	2,972	77,277	RETR		52,038	1,121	12,930	300	66,389	143,666
50380426	C	State Police Trooper	0005110010	4191012274	1/23/2023	100.00	1,000	P-01	100.00	2,972	77,277	RETR		52,038	1,121	12,930	300	66,389	143,666
50380435	C	State Police Cadet	0005110010	4191012295	9/5/2022	100.00	1,000	P-01	100.00	2,972	77,277	RETR		52,038	1,121	12,930	300	66,389	143,666
50380447	C	State Police Cadet	0005110010	4191012284	3/13/2023	100.00	1,000	P-01	100.00	2,972	77,277	RETR		52,038	1,121	12,930	300	66,389	143,666
50380449	C	State Police Trooper	0005110010	4191012274	9/2/2022	100.00	1,000	P-01	100.00	2,972	77,277	RETR		52,038	1,121	12,930	300	66,389	143,666
50380450	C	State Police Trooper	0005110010	4191012279	3/21/2022	100.00	1,000	P-01	100.00	2,972	77,277	RETR		52,038	1,121	12,930	300	66,389	143,666
50393995	C	State Police Trooper	0005110010	4191012274	2/24/2023	100.00	1,000	P-01	100.00	2,972	77,277	RETR		52,038	1,121	12,930	300	66,389	143,666
50393904	C	State Police Trooper	0005110010	4191012276	2/6/2023	100.00	1,000	P-01	100.00	2,972	77,277	RETR		52,038	1,121	12,930	300	66,389	143,666
50393907	C	State Police Cadet	0005110010	4191012295	8/8/2022	100.00	1,000	P-01	100.00	2,972	77,277	RETR		52,038	1,121	12,930	300	66,389	143,666
50393911	C	State Police Trooper	0005110010	4191012277	2/28/2023	100.00	1,000	P-01	100.00	2,972	77,277	RETR		52,038	1,121	12,930	300	66,389	143,666
50393914	C	State Police Trooper	0005110010	4191012277	2/6/2023	100.00	1,000	P-01	100.00	2,972	77,277	RETR		52,038	1,121	12,930	300	66,389	143,666
50393915	C	State Police Trooper	0005110010	4191012277	9/5/2022	100.00	1,000	P-01	100.00	2,972	77,277	RETR		52,038	1,121	12,930	300	66,389	143,666
50393917	C	State Police Trooper	0005110010	4191012279	9/7/2022	100.00	1,000	P-01	100.00	2,972	77,277	RETR		52,038	1,121	12,930	300	66,389	143,666
50393929	C	State Police Trooper	0005110010	4191012284	8/17/2022	100.00	1,000	P-01	100.00	2,972	77,277	RETR		52,038	1,121	12,930	300	66,389	143,666
50543020	C	State Police Trooper	0005110010	4191012276	7/22/2022	100.00	1,000	P-01	100.00	2,972	77,277	RETR		52,038	1,121	12,930	300	66,389	143,666
50543842	C	State Police Trooper	0005110010	4191022214	2/6/2023	100.00	1,000	P-01	100.00	2,972	77,277	RETR		52,038	1,121	12,930	300	66,389	143,666
50543843	C	State Police Trooper	0005110010	4191012274	10/7/2022	100.00	1,000	P-01	100.00	2,972	77,277	RETR		52,038	1,121	12,930	300	66,389	143,666
50555469	C	State Police Trooper	0005110010	4191012282	5/27/2023	100.00	1,000	P-01	100.00	2,972	77,277	RETR		52,038	1,121	12,930	300	66,389	143,666
50555471	C	State Police Trooper	0005110010	4191012296	3/7/2022	100.00	1,000	P-01	100.00	2,972	77,277	RETR		52,038	1,121	12,930	300	66,389	

Continuation Budget Adjustments - by Program

Office of State Police  
Traffic Enforcement Program  
Vacant

Position Number	C/U	Job Title	Salary Object	Cost Center	Actual Vac	CostCenter %	Position Count	Pay scale group	Employee FTE	Biweekly Salary	Requested Salary	Retirement Plan	Employer Retirement	State Police Retirement	Employer Medicare	Employer Medical	Employer Life	Total Benefits	Total Salaries and Benefits
50532362	C	State Police Trooper	0005110010	4191012284	8/17/2022	100.00	1.000	P-01	100.00	2,972	77,277	RETR		52,038	1,121	12,930	300	66,389	143,666
50542918	C	State Police Trooper	0005110010	4191012275	7/26/2022	100.00	1.000	P-01	100.00	2,972	77,277	RETR		52,038	1,121	12,930	300	66,389	143,666
50542919	C	State Police Trooper	0005110010	4191012275	10/3/2022	100.00	1.000	P-01	100.00	2,972	77,277	RETR		52,038	1,121	12,930	300	66,389	143,666
50542920	C	State Police Trooper	0005110010	4191012275	10/3/2022	100.00	1.000	P-01	100.00	2,972	77,277	RETR		52,038	1,121	12,930	300	66,389	143,666
50542966	C	State Police Trooper	0005110010	4191012280	5/18/2023	100.00	1.000	P-01	100.00	2,972	77,277	RETR		52,038	1,121	12,930	300	66,389	143,666
50543005	C	State Police Trooper	0005110010	4191012282	1/20/2023	100.00	1.000	P-01	100.00	2,972	77,277	RETR		52,038	1,121	12,930	300	66,389	143,666
7000210	C	State Police Trooper	0005110010	4191012278	8/17/2022	100.00	1.000	P-01	100.00	2,972	77,277	RETR		52,038	1,121	12,930	300	66,389	143,666
7000212	C	STATE POLICE MASTER TROOPER	0005110010	4191012274	4/3/2023	100.00	1.000	P-01	100.00	2,972	77,277	RETR		52,038	1,121	12,930	300	66,389	143,666
7000214	C	State Police Cadet	0005110010	4191012274	3/2/2023	100.00	1.000	P-01	100.00	2,972	77,277	RETR		52,038	1,121	12,930	300	66,389	143,666
7000225	C	State Police Trooper	0005110010	4191012277	2/6/2023	100.00	1.000	P-01	100.00	2,972	77,277	RETR		52,038	1,121	12,930	300	66,389	143,666
7000256	C	STATE POLICE MASTER TROOPER	0005110010	4191012278	6/22/2023	100.00	1.000	P-01	100.00	2,972	77,277	RETR		52,038	1,121	12,930	300	66,389	143,666
7000257	C	State Police Trooper	0005110010	4191012275	8/5/2023	100.00	1.000	P-01	100.00	2,972	77,277	RETR		52,038	1,121	12,930	300	66,389	143,666
7000272	C	State Police Trooper	0005110010	4191012295	10/10/2022	100.00	1.000	P-01	100.00	2,972	77,277	RETR		52,038	1,121	12,930	300	66,389	143,666
7000280	C	State Police Trooper	0005110010	4191012295	3/6/2023	100.00	1.000	P-01	100.00	2,972	77,277	RETR		52,038	1,121	12,930	300	66,389	143,666
7000423	C	State Police Trooper	0005110010	4191012284	10/10/2022	100.00	1.000	P-01	100.00	2,972	77,277	RETR		52,038	1,121	12,930	300	66,389	143,666
7000451	C	State Police Trooper	0005110010	4191012295	8/21/2023	100.00	1.000	P-01	100.00	2,972	77,277	RETR		52,038	1,121	12,930	300	66,389	143,666
7000582	C	State Police Trooper	0005110010	4191012296	2/23/2022	100.00	1.000	P-01	100.00	2,972	77,277	RETR		52,038	1,121	12,930	300	66,389	143,666
7017789	C	STATE POLICE MASTER TROOPER	0005110010	4191042304	6/8/2023	100.00	1.000	P-01	100.00	2,972	77,277	RETR		52,038	1,121	12,930	300	66,389	143,666
7017810	C	STATE POLICE MASTER TROOPER	0005110010	4191012274	8/22/2022	100.00	1.000	P-01	100.00	2,972	77,277	RETR		52,038	1,121	12,930	300	66,389	143,666
7017861	C	State Police Trooper	0005110010	4191012275	2/24/2023	100.00	1.000	P-01	100.00	2,972	77,277	RETR		52,038	1,121	12,930	300	66,389	143,666
7017905	C	State Police Trooper	0005110010	4191012278	5/18/2023	100.00	1.000	P-01	100.00	2,972	77,277	RETR		52,038	1,121	12,930	300	66,389	143,666
7017906	C	State Police Cadet	0005110010	4191012275	10/3/2022	100.00	1.000	P-01	100.00	2,972	77,277	RETR		52,038	1,121	12,930	300	66,389	143,666
7017929	C	State Police Trooper	0005110010	4191042301	2/6/2023	100.00	1.000	P-01	100.00	2,972	77,277	RETR		52,038	1,121	12,930	300	66,389	143,666
7017938	C	State Police Trooper	0005110010	4191012295	3/6/2023	100.00	1.000	P-01	100.00	2,972	77,277	RETR		52,038	1,121	12,930	300	66,389	143,666
7017942	C	STATE POLICE MASTER TROOPER	0005110010	4191012274	8/22/2022	100.00	1.000	P-01	100.00	2,972	77,277	RETR		52,038	1,121	12,930	300	66,389	143,666
7017952	C	State Police Trooper	0005110010	4191012277	8/17/2022	100.00	1.000	P-01	100.00	2,972	77,277	RETR		52,038	1,121	12,930	300	66,389	143,666
7017958	C	STATE POLICE MASTER TROOPER	0005110010	4191012278	9/10/2022	100.00	1.000	P-01	100.00	2,972	77,277	RETR		52,038	1,121	12,930	300	66,389	143,666
7017968	C	State Police Trooper	0005110010	4191012274	9/19/2022	100.00	1.000	P-01	100.00	2,972	77,277	RETR		52,038	1,121	12,930	300	66,389	143,666
7017973	C	State Police Cadet	0005110010	4191012284	10/10/2022	100.00	1.000	P-01	100.00	2,972	77,277	RETR		52,038	1,121	12,930	300	66,389	143,666
7000202	C	State Police Trooper	0005110010	4191012282	10/20/2022	100.00	1.000	P-01	100.00	2,972	77,277	RETR		52,038	1,121	12,930	300	66,389	143,666
7000017	C	State Police Trooper	0005110010	4191012275	10/17/2022	100.00	1.000	P-01	100.00	2,972	77,277	RETR		52,038	1,121	12,930	300	66,389	143,666
7000018	C	State Police Trooper	0005110010	4191012276	2/28/2023	100.00	1.000	P-01	100.00	2,972	77,277	RETR		52,038	1,121	12,930	300	66,389	143,666
7000177	C	State Police Trooper	0005110010	4191012280	4/13/2023	100.00	1.000	P-01	100.00	2,972	77,277	RETR		52,038	1,121	12,930	300	66,389	143,666
7000187	C	STATE POLICE MASTER TROOPER	0005110010	4191012282	10/6/2022	100.00	1.000	P-01	100.00	2,972	77,277	RETR		52,038	1,121	12,930	300	66,389	143,666
7018728	C	State Police Trooper	0005110010	4191012282	7/25/2022	100.00	1.000	P-01	100.00	2,972	77,277	RETR		52,038	1,121	12,930	300	66,389	143,666
7018753	C	State Police Trooper	0005110010	4191012284	8/17/2022	100.00	1.000	P-01	100.00	2,972	77,277	RETR		52,038	1,121	12,930	300	66,389	143,666
7018805	C	State Police Cadet	0005110010	4191012278	2/20/2023	100.00	1.000	P-01	100.00	2,972	77,277	RETR		52,038	1,121	12,930	300	66,389	143,666
7018841	C	State Police Trooper	0005110010	4191012296	8/21/2023	100.00	1.000	P-01	100.00	2,972	77,277	RETR		52,038	1,121	12,930	300	66,389	143,666
7018851	C	STATE POLICE MASTER TROOPER	0005110010	4191042301	10/31/2022	100.00	1.000	P-01	100.00	2,972	77,277	RETR		52,038	1,121	12,930	300	66,389	143,666
7018935	C	STATE POLICE MASTER TROOPER	0005110010	4191042304	2/28/2023	100.00	1.000	P-01	100.00	2,972	77,277	RETR		52,038	1,121	12,930	300	66,389	143,666
7077333	C	STATE POLICE MASTER TROOPER	0005110010	4191042301	10/20/2022	100.00	1.000	P-01	100.00	2,972	77,277	RETR		52,038	1,121	12,930	300	66,389	143,666
7077360	C	State Police Trooper	0005110010	4191012274	1/23/2023	100.00	1.000	P-01	100.00	2,972	77,277	RETR		52,038	1,121	12,930	300	66,389	143,666
7112871	C	State Police Trooper	0005110010	4191012295	1/23/2023	100.00	1.000	P-01	100.00	2,972	77,277	RETR		52,038	1,121	12,930	300	66,389	143,666
7112875	C	STATE POLICE MASTER TROOPER	0005110010	4191012284	8/21/2023	100.00	1.000	P-01	100.00	2,972	77,277	RETR		52,038	1,121	12,930	300	66,389	143,666
7127955	C	STATE POLICE MASTER TROOPER	0005110010	4191012278	7/20/2022	100.00	1.000	P-01	100.00	2,972	77,277	RETR		52,038	1,121	12,930	300	66,389	143,666
7129406	C	State Police Trooper	0005110010	4191012275	1/16/2023	100.00	1.000	P-01	100.00	2,972	77,277	RETR		52,038	1,121	12,930	300	66,389	143,666
7129410	C	State Police Cadet	0005110010	4191012275	10/3/2022	100.00	1.000	P-01	100.00	2,972	77,277	RETR		52,038	1,121	12,930	300	66,389	143,666
7129431	C	STATE POLICE MASTER TROOPER	0005110010	4191012284	10/20/2022	100.00	1.000	P-01	100.00	2,972	77,277	RETR		52,038	1,121	12,930	300	66,389	143,666
7129432	C	State Police Trooper	0005110010	4191012276	7/20/2022	100.00	1.000	P-01	100.00	2,972	77,277	RETR		52,038	1,121	12,930	300	66,389	143,666
7129433	C	STATE POLICE MASTER TROOPER	0005110010	4191012274	9/10/2023	100.00	1.000	P-01	100.00	2,972	77,277	RETR		52,038	1,121	12,930	300	66,389	143,666
7129454	C	State Police Trooper	0005110010	4191012277	8/16/2022	100.00	1.000	P-01	100.00	2,972	77,277	RETR		52,038	1,121	12,930	300	66,389	143,666
7129488	C	State Police Trooper	0005110010	4191012279	4/27/2023	100.00	1.000	P-01	100.00	2,972	77,277	RETR		52,038	1,121	12,930	300	66,389	143,666
7136137	C	State Police Trooper	0005110010	4191012296	8/17/2022	100.00	1.000	P-01	100.00	2,972	77,277	RETR		52,038	1,121	12,930	300	66,389	143,666
7018600	C	State Police Trooper	0005110010	4191012278	5/18/2023	100.00	1.000	P-01	100.00	2,972	77,277	RETR		52,038	1,121	12,930	300	66,389	143,666
7017990	C	State Police Trooper	0005110010	4191012279	2/28/2023	100.00	1.000	P-01	100.00	2,972	77,277	RETR		52,038	1,121	12,930	300	66,389	143,666
7018000	C	State Police Trooper	0005110010	4191012274	4/27/2023	100.00	1.000	P-01	100.00	2,972	77,277	RETR		52,038	1,121	12,930	300	66,389	143,666
7018066	C	State Police Trooper	0005110010	4191012275	8/17/2022	100.00	1.000	P-01	100.00	2,972	77,277	RETR		52,038	1,121	12,930	300	66,389	143,66

Continuation Budget Adjustments - by Program

Office of State Police  
Traffic Enforcement Program  
Vacant

Position Number	C/U	Job Title	Salary Object	Cost Center	Actual Vac	CostCenter %	Position Count	Pay scale group	Employee FTE	Biweekly Salary	Requested Salary	Retire ment Plan	Employer Retirement	State Police Retirement	Employer Medicare	Employer Medical	Employer Life	Total Benefits	Total Salaries and Benefits
7018415	C	STATE POLICE MASTER TROOPER	0005110010	4191042304	11/27/2022	100.00	1,000	P-01	100.00	2,972	77,277	RETR		52,038	1,121	12,930	300	66,389	143,666
7018420	C	State Police Cadet	0005110010	4191012279	9/13/2022	100.00	1,000	P-01	100.00	2,972	77,277	RETR		52,038	1,121	12,930	300	66,389	143,666
7018444	C	STATE POLICE MASTER TROOPER	0005110010	4191042304	8/7/2023	100.00	1,000	P-01	100.00	2,972	77,277	RETR		52,038	1,121	12,930	300	66,389	143,666
7018524	C	State Police Cadet	0005110010	4191012280	4/12/2023	100.00	1,000	P-01	100.00	2,972	77,277	RETR		52,038	1,121	12,930	300	66,389	143,666
7018570	C	STATE POLICE MASTER TROOPER	0005110010	4191012274	8/16/2023	100.00	1,000	P-01	100.00	2,972	77,277	RETR		52,038	1,121	12,930	300	66,389	143,666
50400625	C	STATE POLICE SERGEANT	0005110010	4191012282	8/5/2022	100.00	1,000	P-02	100.00	3,284	85,391	RETR		57,502	1,238	12,930	300	71,970	157,361
50543832	C	STATE POLICE SERGEANT	0005110010	4191022214	2/6/2023	100.00	1,000	P-02	100.00	3,284	85,391	RETR		57,502	1,238	12,930	300	71,970	157,361
50543834	C	STATE POLICE SERGEANT	0005110010	4191042304	8/21/2023	100.00	1,000	P-02	100.00	3,284	85,391	RETR		57,502	1,238	12,930	300	71,970	157,361
50548161	C	STATE POLICE SERGEANT	0005110010	4191012296	10/1/2022	100.00	1,000	P-02	100.00	3,284	85,391	RETR		57,502	1,238	12,930	300	71,970	157,361
7018939	C	STATE POLICE SERGEANT	0005110010	4191012278	3/28/2023	100.00	1,000	P-02	100.00	3,284	85,391	RETR		57,502	1,238	12,930	300	71,970	157,361
7097880	C	STATE POLICE SERGEANT	0005110010	4191012284	8/21/2023	100.00	1,000	P-02	100.00	3,284	85,391	RETR		57,502	1,238	12,930	300	71,970	157,361
7126566	C	STATE POLICE SERGEANT	0005110010	4191012275	8/21/2023	100.00	1,000	P-02	100.00	3,284	85,391	RETR		57,502	1,238	12,930	300	71,970	157,361
7018344	C	STATE POLICE SERGEANT	0005110010	4191012276	7/20/2022	100.00	1,000	P-02	100.00	3,284	85,391	RETR		57,502	1,238	12,930	300	71,970	157,361
7018502	C	STATE POLICE SERGEANT	0005110010	4191012276	2/28/2023	100.00	1,000	P-02	100.00	3,284	85,391	RETR		57,502	1,238	12,930	300	71,970	157,361
7018519	C	STATE POLICE SERGEANT	0005110010	4191012282	8/22/2022	100.00	1,000	P-02	100.00	3,284	85,391	RETR		57,502	1,238	12,930	300	71,970	157,361
7018528	C	STATE POLICE SERGEANT	0005110010	4191012278	4/3/2023	100.00	1,000	P-02	100.00	3,284	85,391	RETR		57,502	1,238	12,930	300	71,970	157,361
50320791	C	State Police Emer Svc Senior Tech	0005110010	4191022292	2/24/2023	100.00	1,000	P-03	100.00	3,629	94,357	RETR		63,540	1,368	12,930	300	78,138	172,495
50543827	C	STATE POLICE LIEUTENANT	0005110010	4191022214	10/31/2022	100.00	1,000	P-03	100.00	3,629	94,357	RETR		63,540	1,368	12,930	300	78,138	172,495
7018044	C	STATE POLICE LIEUTENANT	0005110010	4191012275	11/27/2021	100.00	1,000	P-03	100.00	3,629	94,357	RETR		63,540	1,368	12,930	300	78,138	172,495
50543823	C	State Police Captain	0005110010	4191012296	8/21/2023	100.00	1,000	P-05	100.00	4,130	107,392	RETR		72,318	1,537	12,930	300	87,105	194,437
50318056	C	POLICE OFFICER 1-A	0005110010	4191012296	2/19/2023	100.00	1,000	PS-107	100.00	1,614	41,954	RETR	17,579		608	12,930	300	31,417	73,371
50372277	C	POLICE OFFICER 3-A	0005110010	4191012296	3/5/2023	100.00	1,000	PS-109	100.00	1,848	48,038	RETR	20,128		697	12,930	300	34,055	82,093
8495	C	POLICE OFFICER 3-A	0005110010	4191012296	10/31/2022	100.00	1,000	PS-109	100.00	1,848	48,038	RETR	20,128		697	12,930	300	34,055	82,093
14317	C	POLICE OFFICER 3-A	0005110010	4191022214	7/11/2022	100.00	1,000	PS-109	100.00	1,848	48,038	RETR	20,128		697	12,930	300	34,055	82,093
50460803	C	POLICE SERGEANT-A	0005110010	4191022214	8/27/2022	100.00	1,000	PS-111	100.00	2,116	55,006	RETR	23,048		798	12,930	300	37,076	92,082
50475755	C	POLICE SERGEANT-A	0005110010	4191022214	7/11/2022	100.00	1,000	PS-111	100.00	2,116	55,006	RETR	23,048		798	12,930	300	37,076	92,082
7675	C	POLICE SERGEANT-A	0005110010	4191022214	6/13/2022	100.00	1,000	PS-111	100.00	2,116	55,006	RETR	23,048		798	12,930	300	37,076	92,082
9352	C	POLICE SERGEANT-A	0005110010	4191022214	6/27/2022	100.00	1,000	PS-111	100.00	2,116	55,006	RETR	23,048		798	12,930	300	37,076	92,082
13231	C	POLICE SERGEANT-A	0005110010	4191022214	7/11/2022	100.00	1,000	PS-111	100.00	2,116	55,006	RETR	23,048		798	12,930	300	37,076	92,082
17283	C	POLICE SERGEANT-A	0005110010	4191022231	1/2/2023	100.00	1,000	PS-111	100.00	2,116	55,006	RETR	23,048		798	12,930	300	37,076	92,082
50413888	C	POLICE LIEUTENANT A	0005110010	4191022214	2/18/2023	100.00	1,000	PS-113	100.00	2,422	62,972	RETR	26,385		913	12,930	300	40,528	103,500
50475184	C	POLICE LIEUTENANT A	0005110010	4191022214	5/2/2022	100.00	1,000	PS-113	100.00	2,422	62,972	RETR	26,385		913	12,930	300	40,528	103,500
50669753	C	CRIMINAL INVESTIGATOR 3	0005110010	4191012296	1/10/2022	100.00	1,000	PS-115	100.00	2,773	72,103	RETR	30,211	1,045	12,930	300	44,486	116,589	
12655	C	POLICE CAPTAIN-A	0005110010	4191022214	1/10/2022	100.00	1,000	PS-115	100.00	2,773	72,103	RETR	30,211	1,045	12,930	300	44,486	116,589	
50330103	C	CRIMINAL RECORDS ANL 2	0005110010	4191012296	5/29/2021	100.00	1,000	TS-303	100.00	1,381	35,901	RETR	15,043	521	12,930	300	28,794	64,695	
50559720	C	ENV SCIENTIST 1	0005110010	4191034201	11/11/2022	100.00	1,000	TS-308	100.00	1,938	50,378	RETR	21,108	730	12,930	300	35,068	85,446	
50542758	C	ENV SCIENTIST 1	0005110010	4191034201	11/16/2022	100.00	1,000	TS-308	100.00	1,938	50,378	RETR	21,108	730	12,930	300	35,068	85,446	
50542754	C	BIOLOGIST 2	0005110010	4191034201	11/14/2020	100.00	1,000	TS-309	100.00	2,073	53,903	RETR	22,585	782	12,930	300	36,597	90,500	
50542755	C	BIOLOGIST 3	0005110010	4191034201	4/18/2022	100.00	1,000	TS-311	100.00	2,374	61,714	RETR	25,858	895	12,930	300	39,983	101,697	
50542756	C	BIOLOGIST 3	0005110010	4191034201	8/2/2022	100.00	1,000	TS-311	100.00	2,374	61,714	RETR	25,858	895	12,930	300	39,983	101,697	
50667702	C	CRIME LABORATORY ANALYST 4	0005110010	4191012296	10/10/2022	100.00	1,000	TS-313	100.00	2,717	70,647	RETR	29,601	1,024	12,930	300	43,855	114,502	
50663810	C	BUSINESS TECHNOLOGY SUPERVISOR	0005110010	4191012296	10/10/2022	100.00	1,000	TS-316	100.00	3,329	86,559	RETR	36,268	1,255	12,930	300	50,753	137,312	
50542763	C	CSTL RES SCIENTIST MGR	0005110010	4191034201	1/7/2023	100.00	1,000	TS-317	100.00	3,562	92,622	RETR	38,809	1,343	12,930	300	53,382	146,004	
50671424	C	PETROLEUM SCIENTIST ADMINISTRATIVE	0005110010	4191034201	10/10/2022	100.00	1,000	TS-322	100.00	4,996	129,896	RETR	54,426	1,883	12,930	300	69,539	199,435	
50325117	C	COMMUNICATIONS OFFICER 2	0005110010	4191012296	5/30/2022	100.00	1,000	WS-210	100.00	1,924	50,024	RETR	20,960	725	12,930	300	34,915	84,939	
18062	C	COMMUNICATIONS OFFICER 2	0005110010	4191012296	8/15/2021	100.00	1,000	WS-210	100.00	1,924	50,024	RETR	20,960	725	12,930	300	34,915	84,939	
170022	C	COMMUNICATIONS OFFICER 2	0005110010	4191012296	7/13/2023	100.00	1,000	WS-210	100.00	1,924	50,024	RETR	20,960	725	12,930	300	34,915	84,939	
174913	C	COMMUNICATIONS OFFICER 2	0005110010	4191012296	4/25/2022	100.00	1,000	WS-210	100.00	1,924	50,024	RETR	20,960	725	12,930	300	34,915	84,939	
50629632	C	COMMUNICATIONS OFFICER 3	0005110010	4191012282	4/3/2023	100.00	1,000	WS-211	100.00	2,058	53,518	RETR	22,424	776	12,930	300	36,430	89,948	
50513181	C	COMMUNICATIONS OFFICER 3	0005110010	4191012278	6/5/2023	100.00	1,000	WS-211	100.00	2,058	53,518	RETR	22,424	776	12,930	300	36,430	89,948	
50513385	C	COMMUNICATIONS OFFICER 3	0005110010	4191012278	6/24/2023	100.00	1,000	WS-211	100.00	2,058	53,518	RETR	22,424	776	12,930	300	36,430	89,948	
50513386	C	COMMUNICATIONS OFFICER 3	0005110010	4191012278	3/1/2023	100.00	1,000	WS-211	100.00	2,058	53,518	RETR	22,424	776	12,930	300	36,430	89,948	
50513389	C	COMMUNICATIONS OFFICER 3	0005110010	4191012296	7/15/2023	100.00	1,000	WS-211	100.00	2,058	53,518	RETR	22,424	776	12,930	300	36,430	89,948	
18016	C	COMMUNICATIONS OFFICER 3	0005110010	4191012282	8/16/2023	100.00	1,000	WS-211	100.00	2,058	53,518	RETR	22,424	776	12,930	300	36,430	89,948	
18396	C	COMMUNICATIONS OFFICER 3	0005110010	4191012282	5/15/2023	100.00	1,000	WS-211	100.00	2,058	53,518	RETR	22,424	776	12,930	300	36,430	89,948	
170021	C	COMMUNICATIONS OFFICER 3	0005110010	4191012271	11/14/2022	100.00	1,000	WS-211	100.00	2,058	53,518	RETR	22,424	776	12,930	300	36,430	89,948	
170028	C	COMMUNICATIONS OFFICER 3	0005110010	4191012282	1/9/2023	100.00	1,000	WS-211	100.00	2,058	53,518	RETR	22,424	776	12,930	300	36,430	89,	

DEPARTMENT OF PUBLIC SAFETY  
OFFICE OF STATE POLICE TRAFFIC ENFORCEMENT PROGRAM  
FISCAL YEAR 2024-2025

COMPULSORY ADJUSTMENTS  
SUMMARY SHEET

<b>SALARIES</b>			
PAYROLL REPORT	<b>5110010</b>	<b>5110025</b>	<b>TOTAL</b>
FILLED	59,751,476	425,160	<b>60,176,636</b>
VACANT	14,240,187		<b>14,240,187</b>
<b>SUBTOTAL</b>	<b>73,991,663</b>	<b>425,160</b>	<b>74,416,823</b>
LESS: ATTRITION (@ 5%)	3,699,583		<b>3,699,583</b>
<b>TOTAL</b>	<b>70,292,080</b>	<b>425,160</b>	<b>70,717,240</b>
LESS: BUDGETED	60,407,762	452,855	<b>60,860,617</b>
<b>ADJUSTMENT NEEDED</b>	<b>9,884,318</b>	<b>(27,695)</b>	<b>9,856,623</b>

U:\BUDGET\419 - State Police\FY 2024-2025\Budget Request\PEP-BR9B\PEP Analysis Summary-1000

DEPARTMENT OF PUBLIC SAFETY  
OFFICE OF STATE POLICE TRAFFIC ENFORCEMENT PROGRAM  
FISCAL YEAR 2024-2025

COMPULSORY ADJUSTMENTS  
SUMMARY SHEET

<b>OTHER COMPENSATION</b>			
PAYROLL REPORT	<b>5120010</b>	<b>5120035</b>	<b>TOTAL</b>
FILLED	3,138,879	24,960	<b>3,163,839</b>
VACANT			
<b>TOTAL</b>	<b>3,138,879</b>	<b>24,960</b>	<b>3,163,839</b>
LESS: BUDGETED	2,115,492	43,680	<b>2,159,172</b>
<b>ADJUSTMENT NEEDED</b>	<b>1,023,387</b>	<b>(18,720)</b>	<b>1,004,667</b>

U:\BUDGET\419 - State Police\FY 2024-2025\Budget Request\PEP-BR9B\PEP Analysis Summary-1000

DEPARTMENT OF PUBLIC SAFETY  
OFFICE OF STATE POLICE TRAFFIC ENFORCEMENT PROGRAM  
FISCAL YEAR 2024-2025

COMPULSORY ADJUSTMENTS  
SUMMARY SHEET

<b>RELATED BENEFITS</b>									
	<b>5130010</b>	<b>5130020</b>	<b>5130030</b>		<b>5130055</b>	<b>5130060</b>	<b>5130070</b>	<b>5130090</b>	<b>TOTAL</b>
PAYROLL REPORT									
FILLED	3,507,776	17,345	34,605,006		59,048	914,839	6,905,663	1,264,640	<b>47,274,317</b>
VACANT	1,297,327		7,504,286			206,541	2,579,850	405,600	<b>11,993,604</b>
<b>TOTAL</b>	<b>4,805,103</b>	<b>17,345</b>	<b>42,109,292</b>		<b>59,048</b>	<b>1,121,380</b>	<b>9,485,513</b>	<b>1,670,240</b>	<b>59,267,921</b>
LESS: ATTRITION (@ 5%)	240,255		2,105,465			56,069	474,276	83,512	<b>2,959,577</b>
<b>TOTAL</b>	<b>4,564,848</b>	<b>17,345</b>	<b>40,003,827</b>		<b>59,048</b>	<b>1,065,311</b>	<b>9,011,237</b>	<b>1,586,728</b>	<b>56,308,344</b>
LESS: BUDGETED	2,639,530		40,136,080		31,467	1,068,608	6,908,913	1,362,118	<b>52,146,716</b>
<b>ADJUSTMENT NEEDED</b>	<b>1,925,318</b>	<b>17,345</b>	<b>(132,253)</b>		<b>27,581</b>	<b>(3,297)</b>	<b>2,102,324</b>	<b>224,610</b>	<b>4,161,628</b>

U:\BUDGET\419 - State Police\FY 2024-2025\Budget Request\PEP-BR9B\PEP Analysis Summary-1000

**Form 26689 — 419400CB6**

**4194 - Gaming Enforcement**

**MEANS OF FINANCING**

	Amount
STATE GENERAL FUND (Direct)	2,959,188
STATE GENERAL FUND BY:	—
INTERAGENCY TRANSFERS	—
FEES & SELF-GENERATED	—
STATUTORY DEDICATIONS	—
FEDERAL FUNDS	—
<b>TOTAL MEANS OF FINANCING</b>	<b>\$2,959,188</b>

**EXPENDITURES**

	Amount
Salaries	1,720,344
Other Compensation	(13,920)
Related Benefits	1,252,764
<b>TOTAL PERSONAL SERVICES</b>	<b>\$2,959,188</b>
Travel	—
Operating Services	—
Supplies	—
<b>TOTAL OPERATING EXPENSES</b>	<b>—</b>
<b>PROFESSIONAL SERVICES</b>	<b>—</b>
Other Charges	—
Debt Service	—
Interagency Transfers	—
<b>TOTAL OTHER CHARGES</b>	<b>—</b>
Acquisitions	—
Major Repairs	—
<b>TOTAL ACQ. &amp; MAJOR REPAIRS</b>	<b>—</b>
<b>TOTAL EXPENDITURES</b>	<b>\$2,959,188</b>

**AUTHORIZED POSITIONS**

	FTE
Classified	—
Unclassified	—
<b>TOTAL AUTHORIZED T.O. POSITIONS</b>	<b>—</b>
<b>TOTAL AUTHORIZED OTHER CHARGES POSITIONS</b>	<b>—</b>
<b>TOTAL NON-T.O. FTE POSITIONS</b>	<b>—</b>



Question	Narrative Response
Explain the need for this request.	Adjustments related to the PEP report.
Cite performance indicators for the adjustment.	N/A
What would the impact be if this is not funded?	N/A
Is revenue a fixed amount or can it be adjusted?	N/A
Is the expenditure of these revenues restricted?	N/A
Additional information or comments.	N/A

OFFICE OF STATE POLICE  
Quality Enforcement Program  
CB 6 - Filled

Table with columns: Position Number, Last name, Emp First Name, Job Title, Salary Object, Fund, Cost Center, Employee Count, Pay scale group, Employee FTE, Biweekly Salary, CPG Increase, CPG Total, Cur Sal, CPG Annualization, CPG Year 2, MA Inc Y2, WS Adj Year 2, Enrollments, Requested Salary, Retirement Plan, Employer Retirement, State Police Retirement, Employer OGD, Employee Medicare, Employer Medical, Employer Life, Total Requested Salaries and Benefits, Total Requested Salaries and Benefits.

Continuation Budget Adjustments - by Program

OFFICE OF STATE POLICE  
Quality Enforcement Program  
CB 6 - Filled

Position Number	Last name	Emp First Name	Job Title	Salary Object	Fund	Cost Center	Employee Count	Pay scale group	Employee FTE	Biweekly Salary	CPG Increase	CPG Total	Cur Sal	CPG Annualization	CPG Year 2	MA Inc Y2	WS Adj Year 2	Enrollments	Requested Salary	Retirement Plan	Employer Retirement	State Police Retirement	Employee ODI	Employee FICA	Employee Medical	Employee Life	Total Requested Benefits	Total Requested Salaries and Benefits
7000002	BROWN	RUBEN	STATE POLICE SERGEANT	0005110010	419000300	419402246	1	P-02	100	3,835	-	-	99,703	-	-	-	-	-	99,703	LSRP	67,140	-	1,446	7,392	10	75,988	175,991	
7000002	CHIMLEY	DANIEL	STATE POLICE TROOPER	0005110010	419000300	419402246	1	P-01	100	2,740	-	-	71,228	-	-	-	-	-	71,228	LSRP	47,965	-	1,033	13,473	48	57,519	128,746	
7000010	PATRIN	CORY	STATE POLICE TROOPER	0005110010	419000300	419402246	1	P-01	100	3,400	-	-	101,503	-	-	-	-	-	101,503	LSRP	68,366	-	1,473	8,473	70	75,320	179,680	
7000010	TAYLOR	REGINALD	STATE POLICE TROOPER	0005110010	419000300	419402246	1	P-01	100	3,470	-	-	99,229	-	-	-	-	-	99,229	LSRP	67,760	-	1,308	8,473	70	74,541	160,770	
7000026	ST CLAIR	BRIAN	STATE POLICE TROOPER	0005110010	419000300	419402246	1	P-01	100	3,400	-	-	99,229	-	-	-	-	-	99,229	LSRP	67,760	-	1,308	8,473	70	74,541	160,770	
5062062	SPRAGONS JR.	CHARLES	CRIMINAL INVESTIGATOR 2	0005110010	419000400	419402248	1	PS-113	100	2,248	-	-	59,488	-	2,242	-	-	-	61,730	LAHD	20,013	-	895	13,502	-	43,410	105,140	
5062046	THOMPSON	JEFFREY	CRIMINAL INVESTIGATOR 2	0005110010	419000400	419402248	1	PS-113	100	2,304	-	-	62,300	-	2,304	-	-	-	64,604	LAHD	21,364	-	1,020	13,502	-	45,986	116,259	
5048353	MATRINE	GREGORY	CRIMINAL INVESTIGATOR 3	0005110010	419000900	419402248	1	PS-115	100	3,042	-	-	78,102	-	2,236	-	-	-	80,338	LAHD	38,229	-	1,179	-	-	39,408	120,748	
5062004	JOHNSON	JEFFREY	CRIMINAL INVESTIGATOR 3	0005110010	419000900	419402248	1	PS-115	100	3,042	-	-	78,102	-	2,236	-	-	-	80,338	LAHD	38,229	-	1,179	-	-	39,408	120,748	
5062007	PERI	MELISSA	CRIMINAL INVESTIGATOR 3	0005110010	419000900	419402248	1	PS-115	100	2,867	-	-	74,547	-	2,107	-	-	-	76,654	LAHD	36,028	-	1,111	-	-	37,139	113,853	
5062106	LAURET	CHARLES	INVESTIGATIVE SPECIALIST 2	0005110010	419000400	419402248	1	AS-413	100	2,954	-	-	84,699	-	1,885	-	-	-	86,584	LAHD	37,667	-	1,188	-	-	38,855	119,572	
5062197	FISHER	HEATHER	INVESTIGATIVE SPECIALIST 2	0005110010	419000400	419402248	1	AS-413	100	2,954	-	-	84,699	-	1,885	-	-	-	86,584	LAHD	37,667	-	1,188	-	-	38,855	119,572	
184237	WIGGINS	EVELYN	INVESTIGATIVE SPECIALIST 3	0005110010	419000400	419402248	1	AS-414	100	2,148	-	-	56,788	-	1,977	-	-	-	58,765	LAHD	23,577	-	832	7,392	-	24,409	65,587	
5062039	QUAYNARD	DEBBIE	INVESTIGATIVE SPECIALIST 3	0005110010	419000400	419402248	1	AS-414	100	2,396	-	-	62,200	-	2,044	-	-	-	64,244	LAHD	25,877	-	857	7,392	-	26,726	71,973	
5030639	GLAORE	DEBBIE	INVESTIGATIVE SPECIALIST 3	0005110010	419000300	419402248	1	AS-414	100	2,030	-	-	52,770	-	1,989	-	-	-	54,759	LASE	22,944	-	794	7,392	65	31,195	85,963	
5031062	SMITH	MICHAEL	STATE POLICE LEUTENANT	0005110010	419000400	419402248	1	P-03	100	4,789	-	-	123,999	-	-	-	-	-	123,999	LSRP	83,601	-	1,798	12,830	-	96,229	222,229	
5031051	FAGANE	JOHN	STATE POLICE LEUTENANT	0005110010	419000400	419402248	1	P-03	100	4,789	-	-	123,999	-	-	-	-	-	123,999	LSRP	83,601	-	1,798	12,830	-	96,229	222,229	
5031060	LANSVINE	VINCENT	STATE POLICE LEUTENANT	0005110010	419000400	419402248	1	P-03	100	4,237	-	-	110,172	-	-	-	-	-	110,172	LSRP	74,160	-	1,597	8,473	-	84,260	194,432	
7000042	BELZEAU	ROBERT	STATE POLICE LEUTENANT	0005110010	419000400	419402248	1	P-03	100	3,830	-	-	120,388	-	-	-	-	-	120,388	LSRP	81,669	-	1,746	96	-	83,511	212,991	
7018148	MARTINEZ	MICHAEL	STATE POLICE MASTER TROOPER	0005110010	419000300	419402248	1	P-01	100	2,627	-	-	67,139	-	-	-	-	-	67,139	LSRP	45,211	-	974	13,502	5	56,682	126,831	
7126877	BEZOUA	ANDRE	STATE POLICE MASTER TROOPER	0005110010	419000300	419402248	1	P-01	100	2,627	-	-	67,139	-	-	-	-	-	67,139	LSRP	45,211	-	974	13,502	5	56,682	126,831	
5038422	KNOXLOCK	CHARITY	STATE POLICE MASTER TROOPER	0005110010	419000300	419402248	1	P-01	100	3,006	-	-	101,553	-	-	-	-	-	101,553	LSRP	68,366	-	1,473	8,473	-	79,322	178,654	
7126843	NAULIN	DANNY	STATE POLICE MASTER TROOPER	0005110010	419000300	419402248	1	P-01	100	3,006	-	-	101,553	-	-	-	-	-	101,553	LSRP	68,366	-	1,473	8,473	-	79,322	178,654	
7000071	LANOY	CURTIS	STATE POLICE MASTER TROOPER	0005110010	419000300	419402248	1	P-01	100	3,006	-	-	101,553	-	-	-	-	-	101,553	LSRP	68,366	-	1,473	8,473	-	79,322	178,654	
7000094	LANOY	JEREMY	STATE POLICE MASTER TROOPER	0005110010	419000300	419402248	1	P-01	100	3,006	-	-	101,553	-	-	-	-	-	101,553	LSRP	68,366	-	1,473	8,473	-	79,322	178,654	
5038434	JOHNSON	STEVEN	STATE POLICE MASTER TROOPER	0005110010	419000300	419402248	1	P-01	100	3,470	-	-	99,229	-	-	-	-	-	99,229	LSRP	67,760	-	1,308	8,473	10	70,551	160,790	
7000004	MCCONNELL	TOOD	STATE POLICE SERGEANT	0005110010	419000300	419402248	1	P-02	100	3,118	-	-	81,068	-	-	-	-	-	81,068	LSRP	54,921	-	1,175	8,473	48	64,226	145,307	
7000053	MORFORD	GARNETT	STATE POLICE SERGEANT	0005110010	419000300	419402248	1	P-02	100	3,027	-	-	78,706	-	-	-	-	-	78,706	LSRP	53,001	-	1,141	8,473	48	62,613	141,369	
7000006	OWENS	HEATHER	STATE POLICE SERGEANT	0005110010	419000300	419402248	1	P-02	100	4,316	-	-	112,217	-	-	-	-	-	112,217	LSRP	75,907	-	1,627	7,392	96	84,626	196,698	
7112188	HOLLEY	JEFFREY	STATE POLICE SERGEANT	0005110010	419000300	419402248	1	P-02	100	4,316	-	-	112,217	-	-	-	-	-	112,217	LSRP	75,907	-	1,627	7,392	100	90,706	202,922	
7000033	TRAVIS	RHONDA	STATE POLICE SERGEANT	0005110010	419000300	419402248	1	P-02	100	4,316	-	-	112,217	-	-	-	-	-	112,217	LSRP	75,907	-	1,627	7,392	96	84,626	196,698	
7018117	BLAIR	JOHN	STATE POLICE SERGEANT	0005110010	419000300	419402248	1	P-02	100	3,835	-	-	99,703	-	-	-	-	-	99,703	LSRP	67,140	-	1,446	13,502	-	82,088	181,791	
7000403	BONNER	CEDRIC	STATE POLICE SERGEANT	0005110010	419000300	419402248	1	P-02	100	3,835	-	-	99,703	-	-	-	-	-	99,703	LSRP	67,140	-	1,446	13,502	96	82,764	181,887	
7000564	ROBERTSON	LYLE	STATE POLICE SERGEANT	0005110010	419000300	419402248	1	P-02	100	3,815	-	-	93,980	-	-	-	-	-	93,980	LSRP	63,296	-	1,363	7,392	72	72,113	166,092	
7112865	BOHNDIE	FREDY	STATE POLICE TROOPER	0005110010	419000300	419402248	1	P-01	100	2,434	-	-	63,265	-	-	-	-	-	63,265	LSRP	43,616	-	918	8,473	48	52,055	116,520	
7018348	ABBOTT	AARON	STATE POLICE TROOPER	0005110010	419000300	419402248	1	P-01	100	2,607	-	-	65,183	-	-	-	-	-	65,183	LSRP	43,616	-	918	8,473	48	52,055	116,520	
7000041	JOHNSON	JEFFREY	STATE POLICE TROOPER	0005110010	419000300	419402248	1	P-01	100	2,607	-	-	65,183	-	-	-	-	-	65,183	LSRP	43,616	-	918	8,473	48	52,055	116,520	
7000014	LARA	CHRISTIAN	STATE POLICE TROOPER	0005110010	419000300	419402248	1	P-01	100	2,607	-	-	65,183	-	-	-	-	-	65,183	LSRP	43,616	-	918	8,473	48	52,055	116,520	
5030355	JOSEPH	ZILBERA	STATE POLICE TROOPER	0005110010	419000300	419402248	1	P-01	100	3,374	-	-	92,936	-	-	-	-	-	92,936	LSRP	63,563	-	1,348	8,473	60	72,464	165,460	
5062873	MAYES	LARRY	STATE POLICE TROOPER	0005110010	419000300	419402248	1	P-01	100	3,792	-	-	98,596	-	-	-	-	-	98,596	LSRP	68,344	-	1,430	-	-	67,824	166,420	
7000127	LEDRAN	CHRISTOPHER	STATE POLICE TROOPER	0005110010	419000300	419402248	1	P-01	100	3,574	-	-	92,936	-	-	-	-	-	92,936	LSRP	63,563	-	1,348	8,473	60	72,464	165,460	
5038421	TALLEY	MICHAEL	STATE POLICE TROOPER	0005110010	419000300	419402248	1	P-01	100	3,470	-	-	99,229	-	-	-	-	-	99,229	LSRP	67,760	-	1,308	13,502	252	75,822	166,051	
7000469	QUILAND	LISA	STATE POLICE TROOPER	0005110010	419000300	419402248	1	P-01	100	3,470	-	-	99,229	-														

Continuation Budget Adjustments - by Program

OFFICE OF STATE POLICE  
Gaming Enforcement Program  
CB 6 - Vacant Report

Position Number	Job Title	Salary Object	Fund	Cost Center	Actual Vacancy Date	Position Count	Pay scale group	Employee FTE	Biweekly Salary	Requested Salary	Employer Retirement	State Police Retirement	Employer OSDI	Employer Medicare	Employer Medical	Employer Life	Total Requested Benefits	Total Requested Salaries and Benefits
50385937	Gaming Technical Compliance Specialist 3	0005110010	41900G0400	4194012235	4/17/2023	1	TS-312	100	2,540	66,030	27,667	-	-	957	12,930	300	41,854	107,884
184133	Gaming Technical Compliance Specialist 3	0005110010	41900G0400	4194012235	5/12/2023	1	TS-312	100	2,540	66,030	27,667	-	-	957	12,930	300	41,854	107,884
189743	AUDITOR 1	0005110010	41900G0400	4194012249	4/18/2022	1	AS-614	100	2,178	56,638	23,731	-	-	821	12,930	300	37,782	94,420
50622590	AUDITOR 2	0005110010	41900G0400	4194012249	8/8/2022	1	AS-615	100	2,330	60,590	25,387	-	-	879	12,930	300	39,496	100,986
50349797	AUDITOR 3	0005110010	41900G0400	4194012249	8/29/2022	1	AS-617	100	2,668	69,368	29,065	-	-	1,006	12,930	300	43,301	112,669
184123	AUDITOR 3	0005110010	41900G0400	4194012249	6/29/2023	1	AS-617	100	2,668	69,368	29,065	-	-	1,006	12,930	300	43,301	112,669
50395853	AUDITOR SUPERVISOR	0005110010	41900G0300	4194012249	3/29/2023	1	AS-619	100	3,055	78,435	33,263	-	-	1,152	12,930	300	47,665	127,100
184772	INVESTIGATIVE SPECIALIST 3	0005110010	41900G0201	4194012249	6/26/2023	1	AS-614	100	2,178	56,638	23,731	-	-	821	12,930	300	37,782	94,420
16785	ATTORNEY SUPERVISOR	0005110010	41900G0400	4194012299	5/27/2023	1	AS-622	100	3,742	97,302	40,770	-	-	1,411	12,930	300	55,411	152,713
50655731	CRIMINAL INVESTIGATOR 2	0005110010	41900G0300	4194012299		1	PS-113	100	2,422	62,972	26,385	-	-	913	12,930	300	40,528	103,500
700092	STATE POLICE SERGEANT	0005110010	41900G0300	4194012299	11/14/2022	1	P-02	100	3,284	85,391		57,502	-	1,238	12,930	300	71,970	157,361
50532274	State Police Trooper	0005110010	41900G0201	4194012299	10/4/2021	1	P-01	100	2,972	77,277		52,038	-	1,121	12,930	300	66,389	143,666
7017937	State Police Trooper	0005110010	41900G0400	4194012299	4/27/2023	1	P-01	100	2,972	77,277		52,038	-	1,121	12,930	300	66,389	143,666
50532385	State Police Trooper	0005110010	41900G0201	4194022245	6/5/2021	1	P-01	100	2,972	77,277		52,038	-	1,121	12,930	300	66,389	143,666
50532377	State Police Trooper	0005110010	41900G0201	4194022245	11/22/2022	1	P-01	100	2,972	77,277		52,038	-	1,121	12,930	300	66,389	143,666
50532376	State Police Trooper	0005110010	41900G0201	4194022245	11/16/2021	1	P-01	100	2,972	77,277		52,038	-	1,121	12,930	300	66,389	143,666
7000238	State Police Trooper	0005110010	41900G0201	4194022245	7/20/2022	1	P-01	100	2,972	77,277		52,038	-	1,121	12,930	300	66,389	143,666
7000022	State Police Trooper	0005110010	41900G0400	4194022245	11/21/2022	1	P-01	100	2,972	77,277		52,038	-	1,121	12,930	300	66,389	143,666
50549790	INVESTIGATIVE SPECIALIST 1	0005110010	41900G0400	4194022246	4/3/2023	1	AS-612	100	1,902	49,462	20,725	-	-	717	12,930	300	34,672	84,134
184236	INVESTIGATIVE SPECIALIST 2	0005110010	41900G0300	4194022246	9/2/2023	1	AS-613	100	2,036	52,936	22,180	-	-	768	12,930	300	36,178	89,114
188688	INVESTIGATIVE SPECIALIST 3	0005110010	41900G0300	4194022246	8/29/2023	1	AS-614	100	2,178	56,638	23,731	-	-	821	12,930	300	37,782	94,420
50475465	STATE POLICE LIEUTENANT	0005110010	41900G0400	4194022246	8/1/2023	1	P-03	100	3,629	94,357		63,540	-	1,368	12,930	300	78,138	172,495
7000064	STATE POLICE MASTER TROOPER	0005110010	41900G0400	4194022246	1/26/2023	1	P-01	100	2,972	77,277		52,038	-	1,121	12,930	300	66,389	143,666
50338604	State Police Trooper	0005110010	41900G0900	4194022246	10/3/2022	1	P-01	100	2,972	77,277		52,038	-	1,121	12,930	300	66,389	143,666
7018586	State Police Trooper	0005110010	41900G0300	4194022246	12/14/2020	1	P-01	100	2,972	77,277		52,038	-	1,121	12,930	300	66,389	143,666
7000290	STATE POLICE MASTER TROOPER	0005110010	41900G0400	4194022248	5/27/2023	1	P-01	100	2,972	77,277		52,038	-	1,121	12,930	300	66,389	143,666
7000462	STATE POLICE SERGEANT	0005110010	41900G0400	4194022248	8/21/2023	1	P-02	100	3,284	85,391		57,502	-	1,238	12,930	300	71,970	157,361
50393910	State Police Trooper	0005110010	41900P3900	4194022248	7/27/2021	1	P-01	100	2,972	77,277		52,038	-	1,121	12,930	300	66,389	143,666
50338602	State Police Trooper	0005110010	41900P3900	4194022248	9/12/2022	1	P-01	100	2,972	77,277		52,038	-	1,121	12,930	300	66,389	143,666
7018626	State Police Trooper	0005110010	41900G0300	4194022248	8/7/2023	1	P-01	100	2,972	77,277		52,038	-	1,121	12,930	300	66,389	143,666
7000546	State Police Trooper	0005110010	41900P3900	4194022248	9/14/2021	1	P-01	100	2,972	77,277		52,038	-	1,121	12,930	300	66,389	143,666
7000422	State Police Trooper	0005110010	41900P3900	4194022248	11/21/2022	1	P-01	100	2,972	77,277		52,038	-	1,121	12,930	300	66,389	143,666
7000070	State Police Trooper	0005110010	41900P3900	4194022248	5/16/2023	1	P-01	100	2,972	77,277		52,038	-	1,121	12,930	300	66,389	143,666
7000066	State Police Trooper	0005110010	41900P3900	4194022248	9/7/2023	1	P-01	100	2,972	77,277		52,038	-	1,121	12,930	300	66,389	143,666
7000021	State Police Trooper	0005110010	41900P3900	4194022248	4/2/2023	1	P-01	100	2,972	77,277		52,038	-	1,121	12,930	300	66,389	143,666
50622601	CRIMINAL INVESTIGATOR 1	0005110010	41900G0400	4194022251	10/17/2022	1	PS-112	100	2,264	58,854	24,660	-	-	853	12,930	300	38,743	97,597
	<b>0005110010 Total</b>					<b>36</b>				<b>2,635,663</b>	<b>378,047</b>	<b>1,167,273</b>		<b>38,225</b>	<b>465,480</b>	<b>10,800</b>	<b>2,059,825</b>	<b>4,695,488</b>
	<b>Grand Total</b>					<b>36</b>				<b>2,635,663</b>	<b>378,047</b>	<b>1,167,273</b>		<b>38,225</b>	<b>465,480</b>	<b>10,800</b>	<b>2,059,825</b>	<b>4,695,488</b>

DEPARTMENT OF PUBLIC SAFETY  
OFFICE OF STATE POLICE - GAMING ENFORCEMENT PROGRAM  
FISCAL YEAR 2024-2025

COMPULSORY ADJUSTMENTS  
SUMMARY SHEET

<b>SALARIES</b>			
PAYROLL REPORT	<b>5110010</b>	<b>5110025</b>	<b>TOTAL</b>
FILLED	13,530,091	161,990	13,692,081
VACANT	2,635,663		2,635,663
<b>SUBTOTAL</b>	<b>16,165,754</b>	<b>161,990</b>	<b>16,327,744</b>
LESS: ATTRITION (@ 3%)	484,973		484,973
<b>TOTAL</b>	<b>15,680,781</b>	<b>161,990</b>	<b>15,842,771</b>
LESS: BUDGETED	14,185,047	310,550	14,495,597
<b>ADJUSTMENT NEEDED</b>	<b>1,495,734</b>	<b>(148,560)</b>	<b>1,347,174</b>

S:\BUDGET\419 - State Police\FY 2024-2025\Budget Request\CB Package\CB 6\PEP Analysis Summary - GAMING

DEPARTMENT OF PUBLIC SAFETY  
OFFICE OF STATE POLICE - GAMING ENFORCEMENT PROGRAM  
FISCAL YEAR 2024-2025

COMPULSORY ADJUSTMENTS  
SUMMARY SHEET

<b>OTHER COMPENSATION</b>			
PAYROLL REPORT	<b>5120010</b>	<b>5120035</b>	<b>TOTAL</b>
FILLED	734,796	24,960	759,756
VACANT			
<b>TOTAL</b>	<b>734,796</b>	<b>24,960</b>	<b>759,756</b>
LESS: BUDGETED	361,626	38,880	400,506
<b>ADJUSTMENT NEEDED</b>	<b>373,170</b>	<b>(13,920)</b>	<b>359,250</b>

S:\BUDGET\419 - State Police\FY 2024-2025\Budget Request\CB Package\CB 6\PEP Analysis Summary - GAMING

DEPARTMENT OF PUBLIC SAFETY  
OFFICE OF STATE POLICE - GAMING ENFORCEMENT PROGRAM  
FISCAL YEAR 2024-2025

COMPULSORY ADJUSTMENTS  
SUMMARY SHEET

<b>RELATED BENEFITS</b>									
	<b>5130010</b>	<b>5130020</b>	<b>5130030</b>	<b>5130030</b>	<b>5130055</b>	<b>5130060</b>	<b>5130070</b>	<b>5130090</b>	<b>TOTAL</b>
PAYROLL REPORT									
FILLED	2,921,763			4,374,792	15,275	209,553	1,683,573	139,360	<b>9,344,316</b>
VACANT	378,047			1,167,273		38,225	476,280	45,760	<b>2,105,585</b>
<b>TOTAL</b>	<b>3,299,810</b>			<b>5,542,065</b>	<b>15,275</b>	<b>247,778</b>	<b>2,159,853</b>	<b>185,120</b>	<b>11,449,901</b>
LESS: ATTRITION (@ 3%)	98,994			166,262		7,433	64,796	5,554	<b>343,039</b>
<b>TOTAL</b>	<b>3,200,816</b>			<b>5,375,803</b>	<b>15,275</b>	<b>240,345</b>	<b>2,095,057</b>	<b>179,566</b>	<b>11,106,862</b>
LESS: BUDGETED	3,012,631			4,712,356	9,879	202,571	1,650,941	265,720	<b>9,854,098</b>
<b>ADJUSTMENT NEEDED</b>	<b>188,185</b>			<b>663,447</b>	<b>5,396</b>	<b>37,774</b>	<b>444,116</b>	<b>(86,154)</b>	<b>1,252,764</b>

S:\BUDGET\419 - State Police\FY 2024-2025\Budget Request\CB Package\CB 6\PEP Analysis Summary - GAMING

**Form 26699 — 419300CB6**

**4193 - Operational Support**

**MEANS OF FINANCING**

	Amount
STATE GENERAL FUND (Direct)	4,866,649
STATE GENERAL FUND BY:	—
INTERAGENCY TRANSFERS	—
FEES & SELF-GENERATED	—
STATUTORY DEDICATIONS	—
FEDERAL FUNDS	—
<b>TOTAL MEANS OF FINANCING</b>	<b>\$4,866,649</b>

**EXPENDITURES**

	Amount
Salaries	2,875,899
Other Compensation	1,821,000
Related Benefits	169,750
<b>TOTAL PERSONAL SERVICES</b>	<b>\$4,866,649</b>
Travel	—
Operating Services	—
Supplies	—
<b>TOTAL OPERATING EXPENSES</b>	<b>—</b>
<b>PROFESSIONAL SERVICES</b>	<b>—</b>
Other Charges	—
Debt Service	—
Interagency Transfers	—
<b>TOTAL OTHER CHARGES</b>	<b>—</b>
Acquisitions	—
Major Repairs	—
<b>TOTAL ACQ. &amp; MAJOR REPAIRS</b>	<b>—</b>
<b>TOTAL EXPENDITURES</b>	<b>\$4,866,649</b>

**AUTHORIZED POSITIONS**

	FTE
Classified	—
Unclassified	—
<b>TOTAL AUTHORIZED T.O. POSITIONS</b>	<b>—</b>
<b>TOTAL AUTHORIZED OTHER CHARGES POSITIONS</b>	<b>—</b>
<b>TOTAL NON-T.O. FTE POSITIONS</b>	<b>—</b>



Question	Narrative Response
Explain the need for this request.	Adjustments related to the PEP report.
Cite performance indicators for the adjustment.	N/A
What would the impact be if this is not funded?	N/A
Is revenue a fixed amount or can it be adjusted?	N/A
Is the expenditure of these revenues restricted?	N/A
Additional information or comments.	N/A

Continuation Budget Adjustments - by Program

OFFICE OF STATE POLICE  
Operational Support Program  
CB 6 - Filled

Position Number	Last Name	Emp First Name	Job Title	Salary Object	Fund	Cost Center	Employee Count	Pay scale group	Employee FTE	Biweekly Salary	CPG Increase	CPG Total	Cur Year Sal	CPG Annualized on	CPG Year 2	Enrollments	Requested Salary	Retirement Plan	Employer Retirement	State Police Retirement	Employer ODC	Employer Medicare	Employer Medical	Employer Life	Total Requested Benefits	Total Requested Salaries and Benefits
50397596	DEMOLINI	NATASHA	EXECUTIVE MANAGEMENT OFFICER	000510010	419000201	419302227	1	AS-B18	100	2,653	-	-	68,973	-	-	-	71,573	LASE	29,589	-	1,038	8,473	-	-	35,500	111,073
50411284	DIVERT	KATHA	STATE POLICE LIEUTENANT	000510010	419000201	419302217	1	P-03	100	4,237	-	-	110,172	-	-	600	110,172	LSPR	-	1,591	-	-	-	-	89,891	190,063
50411810	HALL	JOSEPH	STATE POLICE SERGEANT	000510010	419000201	419302217	1	P-02	100	3,118	-	-	81,068	-	-	-	81,068	LASE	-	1,175	-	1,175	-	-	55,766	136,834
50418115	MARTIN	JONAS	STATE POLICE CADET	000510010	419000201	419302217	1	P-05	100	1,413	-	-	44,130	-	-	-	44,130	LSPR	-	2,466	-	95,037	-	-	13,502	110,266
50521513	FONTENOT	ROBERT	STATE POLICE LIEUTENANT	000510010	419000201	419302218	1	P-03	100	4,495	-	-	116,881	-	-	600	116,881	LSPR	-	78,708	-	1,695	-	-	85,077	201,958
50518815	HILL	NANCY	CONTRACTS/GRANTS REV SUPV	000510010	419000201	419302218	1	AS-B14	100	8,476	-	-	50,814	-	-	-	50,814	LASE	-	21,207	-	736	-	-	31,989	82,803
50458189	LAVORTE	TANYA	CONTRACTS/GRANTS REV SUPV	000510010	419000201	419302218	1	AS-B17	100	2,981	-	-	77,501	-	-	-	79,602	LASE	-	21,207	-	1,156	-	-	96,725	89,417
50664840	LEBALAN	AMIE	CONTRACTS REV MGR	000510010	419000201	419302218	1	AS-B19	100	3,274	-	-	85,010	-	-	-	87,413	LASE	-	36,626	-	1,267	-	-	45,307	132,769
50521154	NICHOLS	MANUE	STATE POLICE SERGEANT	000510010	419000201	419302218	1	P-05	100	5,116	-	-	133,028	-	-	600	133,028	LSPR	-	89,581	-	3,929	-	-	10,012	238,041
7017842	MCCARTNEY	HUEY	STATE POLICE LIEUTENANT	000510010	419000201	419302218	1	P-03	100	3,990	-	-	103,847	-	-	-	103,847	LSPR	-	1,506	-	7,392	-	-	78,829	182,676
50521458	NATION	JOSHUA	STATE POLICE SERGEANT	000510010	419000201	419302218	1	P-02	100	3,118	-	-	81,068	-	-	-	81,068	LSPR	-	54,991	-	1,175	-	-	69,216	150,384
12583	VINCENT	TARA	ADMIN ASSISTANT 4	000510010	419000201	419302218	1	AS-B11	100	1,704	-	-	44,204	-	-	-	45,556	LASE	-	19,088	-	661	-	-	27,141	72,807
5039480	ANDERSON	JAMES	STATE POLICE SERGEANT	000510010	419000201	419302241	1	P-02	100	3,118	-	-	112,217	-	-	-	112,217	LSPR	-	945	-	7,392	-	-	84,566	196,802
7129430	BRENNAN	ROBES	State Police Trooper	000510010	419000201	419302241	1	P-01	100	2,507	-	-	65,183	-	-	-	65,183	LSPR	-	43,884	-	945	-	-	52,523	117,707
7129473	DOSSIN	THOMAS	State Police Trooper	000510010	419000201	419302241	1	P-01	100	2,507	-	-	65,183	-	-	-	65,183	LSPR	-	43,884	-	945	-	-	52,523	117,707
50565482	DILLON	MONROE	STATE POLICE SERGEANT	000510010	419000201	419302241	1	P-02	100	3,118	-	-	81,068	-	-	-	81,068	LSPR	-	54,991	-	1,175	-	-	69,288	150,336
5057475	HODGES	WILLIAM	STATE POLICE SERGEANT	000510010	419000201	419302241	1	P-01	100	2,507	-	-	65,183	-	-	-	65,183	LSPR	-	43,884	-	945	-	-	58,389	123,573
7018543	HODGES	LEANN	State Police Trooper	000510010	419000400	419302241	1	P-01	100	2,227	-	-	57,914	-	-	-	57,914	LSPR	-	39,000	-	840	-	-	48,399	97,802
5040751	MATEY	MELISSA	STATE POLICE LIEUTENANT	000510010	419000201	419302241	1	P-03	100	4,365	-	-	113,477	-	-	-	113,477	LSPR	-	76,415	-	1,645	-	-	88,065	200,882
4077418	MURPHY	TAMM	STATE PVE I/F SERGEANT	000510010	419000201	419302241	1	P-03	100	2,507	-	-	65,183	-	-	-	65,183	LSPR	-	43,884	-	945	-	-	58,389	123,573
7000147	REED	CHRISTIAN	State Police Trooper	000510010	419000201	419302241	1	P-01	100	2,434	-	-	63,285	-	-	-	63,285	LSPR	-	42,616	-	918	-	-	64,530	121,187
50412724	STEGALL	KATHARINE	STATE POLICE SERGEANT	000510010	419000201	419302241	1	P-02	100	3,027	-	-	78,706	-	-	-	78,706	LSPR	-	53,001	-	1,141	-	-	72,627	141,393
5030765	MILLS	LANDON	State Police Trooper	000510010	419000201	419302241	1	P-01	100	2,474	-	-	62,596	-	-	-	62,596	LSPR	-	41,348	-	914	-	-	64,858	130,757
50302287	RICHMOND	WILLIAM	State Police Trooper	000510010	419000201	419302241	1	P-01	100	2,474	-	-	62,596	-	-	-	62,596	LSPR	-	41,348	-	914	-	-	64,858	130,757
50505161	DOUGLAS	ARMAN	STATE POLICE LIEUTENANT	000510010	419000201	419302207	1	P-03	100	4,030	-	-	120,388	-	-	600	120,388	LSPR	-	81,069	-	1,746	-	-	91,360	211,749
50502942	AMAR	WILLIAM	STATE POLICE POLYGRAPHIST	000510010	419000201	419302207	1	P-03	100	3,970	-	-	137,019	-	-	-	137,019	LSPR	-	53,596	-	1,154	-	-	62,829	238,877
50505159	DOUGLAS	MICHELLE	STATE POLICE LIEUTENANT	000510010	419000201	419302207	1	P-03	100	4,030	-	-	120,388	-	-	600	120,388	LSPR	-	81,069	-	1,746	-	-	91,360	211,749
50501514	AMAR	WILLIAM	STATE POLICE POLYGRAPHIST	000510010	419000201	419302207	1	P-03	100	3,970	-	-	137,019	-	-	-	137,019	LSPR	-	53,596	-	1,154	-	-	62,829	238,877
50597866	MCRAR	ASHTON	State Police Trooper	000510010	419000201	419302207	1	P-01	100	2,507	-	-	65,183	-	-	-	65,183	LSPR	-	43,884	-	945	-	-	52,236	117,420
50597862	SHARMA	KARAN	STATE POLICE SERGEANT	000510010	419000201	419302207	1	P-02	100	3,027	-	-	78,706	-	-	-	78,706	LSPR	-	53,001	-	1,141	-	-	61,842	140,288
50597862	SONNER	GEORGIANA	STATE POLICE SERGEANT	000510010	419000201	419302207	1	P-02	100	2,857	-	-	74,188	-	-	600	74,188	LSPR	-	49,958	-	1,076	-	-	50,486	132,676
50410588	WILSON	CHRISTOPHER	STATE POLICE SERGEANT	000510010	419000201	419302207	1	P-03	100	4,030	-	-	120,388	-	-	-	120,388	LSPR	-	81,069	-	1,746	-	-	91,360	211,749
50596116	WASHINGTON	TONY	State Police Trooper	000510010	419000201	419302207	1	P-01	100	2,507	-	-	65,183	-	-	-	65,183	LSPR	-	43,884	-	945	-	-	52,236	117,420
12583	ANDERSON	JAMES	STATE POLICE SERGEANT	000510010	419000201	419302207	1	P-02	100	3,118	-	-	81,068	-	-	-	81,068	LSPR	-	54,991	-	1,175	-	-	69,288	150,336
7000905	BROWNING	DUSTIN	STATE POLICE SERGEANT	000510010	419000201	419302208	1	P-02	100	2,507	-	-	65,183	-	-	-	65,183	LSPR	-	43,884	-	945	-	-	52,236	117,420
7017865	WANNFIELD	ADAM	ADMIN ASSISTANT 4	000510010	419000201	419302208	1	P-02	100	1,998	-	-	53,628	-	-	-	53,628	LSPR	-	37,728	-	732	-	-	41,254	95,256
7084143	KILGORE	NICOLE	State Police Cadet	000510010	419000400	419302208	1	P-05	100	5,428	-	-	141,130	-	-	-	141,130	LSPR	-	105,639	-	2,466	-	-	96,104	245,701
60349218	MCCLENDON	DAVID	State Police Major	000510010	419000400	419302208	1	P-08	100	8,908	-	-	151,009	-	-	-	151,009	LSPR	-	119,217	-	2,190	-	-	117,281	268,291
60361951	LEWIS	KRISTINA	ADMIN ASSISTANT 3	000510010	419000201	419302208	1	P-04	100	2,674	-	-	69,468	-	-	-	69,468	LSPR	-	41,835	-	1,529	-	-	62,409	109,873
12434	KIMBLEY	CRISTINA	CRIMINAL RECORDS AUDITOR	000510010	419000201	419302209	1	TS-306	100	1,965	-	-	52,529	-	-	-	52,529	LASE	-	22,010	-	762	-	-	31,245	83,773
12433	CRIBB	CHRISTOPHER	CRIMINAL RECORDS AUDITOR	000510010	419000201	419302209	1	TS-306	100	1,965	-	-	52,529	-	-	-	52,529	LASE	-	22,010	-	762	-	-	31,245	83,773
50382351	WILLIAMS	VANESSA	CRIMINAL RECORDS ANL 3	000510010	419000201	419302209	1	TS-304	100	1,628	-	-	43,228	-	-	-	43,228	LASE	-	18,237	-	631	-	-	27,341	70,866
50454237	ESKIN	ADAM	ADMIN PROGRAM MANAGER 1	000510010	419000201	419302209	1	AS-B14	100	2,901	-	-	74,188	-	-	-	74,188	LASE	-	43,156	-	821	-	-	54,819	98,190
8041291	GRAHAM	RUSSELL	STATE POLICE LIEUTENANT	000510010	419000201	419302210	1	P-03	100	4,495	-	-	116,881	-	-	-	116,881	LSPR	-	78,708	-	1,695	-	-	94,001	210,882
50502372	HUGHES	RONALD	MECHANIC SUPERVISOR A	000510010	419000201	419302210	1	WE-215	100	2,005	-	-	53,099	-	-	-	53,099	LASE	-	22,456	-	777	-	-	29,754	82,754
183306	KING	MICHAEL	MECHANIC																							

Continuation Budget Adjustments - by Program

OFFICE OF STATE POLICE  
Operational Support Program  
CB 6 - Filled

Position Number	Last Name	Emp First Name	Job Title	Salary Object	Fund	Cost Center	Employee Count	Pay Scale group	Employee FTE	Biweekly Salary	CPG Increase	CPG Tot	Cur Year Sat	CPG Annualized on	CPG Year 2	Enrollments	Requested Salary	Retirement Plan	Employer Retirement	State Police Retirement	Employer OSD	Employer Medicare	Employer Medical	Employer Life	Total Requested Benefits	Total Requested Salaries and Benefits
50557026	LEMKNE	BLAKE	STATE POLICE SERGEANT	000510010	419000201	419303226	1	P-02	100	99,703	-	-	99,703	-	-	-	99,703	LSRP	67,140	-	1,446	13,502	60	82,348	181,851	
50353489	MANNING	BROTHY	ADMIN PROGRAM MANAGER	000510010	419000201	419303226	1	AS-11	100	45,760	-	-	45,760	-	-	-	45,760	LABE	19,896	67,140	-	889	13,502	48	28,025	181,791
50651318	MOREAUX	HEATHER	ADMIN PROGRAM MANAGER	000510010	419000201	419303226	1	AS-11	100	45,760	-	-	45,760	-	-	-	45,760	LABE	19,896	67,140	-	889	13,502	48	28,025	181,791
50384445	SCHITONE	NICHOLAS	State Police Trooper	000510010	419000201	419303226	1	P-01	100	3,470	-	-	3,470	-	-	-	3,470	LABE	-	-	1,308	13,502	57	75,570	185,799	
50320201	SHIVERS	JASON	STATE POLICE SUPERVISOR	000510010	419000201	419303226	1	WS-213	100	4,495	-	-	4,495	-	-	-	4,495	LABE	-	-	1,095	13,502	5	87,800	204,883	
50662254	THEODOREAU	LYNSEY	COMMUNICATIONS OFFICER SUPERVISOR	000510010	419000201	419303226	1	WS-213	100	1,751	-	-	1,751	-	-	-	1,751	LABE	600	67,140	-	679	7,392	5	27,693	74,511
50622205	ANTONE	SONJI	CRIMINAL RECORDS ANAL 4	000510010	419000201	419303229	1	TS-306	100	1,730	-	-	1,730	-	-	-	1,730	LABE	-	-	684	7,392	25	28,158	76,002	
18161	BAKER	JAMIE	CRIMINAL RECORDS ANAL 4	000510010	419000201	419303229	1	TS-306	100	1,730	-	-	1,730	-	-	-	1,730	LABE	-	-	684	7,392	25	28,158	76,002	
50349901	BRIDGES	HARRIETTA	ATTORNEY 3	000510010	419000201	419303229	1	AS-620	100	4,330	-	-	4,330	-	-	-	4,330	LABE	-	-	1,632	13,502	450	56,641	169,210	
18191	BUTLER	TRINA	CRIMINAL RECORDS ANAL 3	000510010	419000201	419303229	1	TS-304	100	1,256	-	-	1,256	-	-	-	1,256	LABE	-	-	491	7,392	144	28,192	62,978	
50330106	CALVY	KRISTEN	CRIMINAL RECORDS ANAL 3	000510010	419000201	419303229	1	TS-304	100	1,108	-	-	1,108	-	-	-	1,108	LABE	-	-	384	8,473	132	25,932	60,725	
50330106	CONNER	LISA	CRIMINAL RECORDS ANAL 3	000510010	419000201	419303229	1	TS-304	100	1,117	-	-	1,117	-	-	-	1,117	LABE	-	-	384	8,473	132	25,932	60,725	
50330088	CORBITT	MELIHAN	CRIMINAL RECORDS ANAL 3	000510010	419000201	419303229	1	TS-304	100	1,102	-	-	1,102	-	-	-	1,102	LABE	-	-	384	8,473	132	25,932	60,725	
50330088	FRANKLIN	TABATHA	CRIMINAL RECORDS ANAL 3	000510010	419000201	419303229	1	TS-304	100	1,102	-	-	1,102	-	-	-	1,102	LABE	-	-	384	8,473	132	25,932	60,725	
181644	GANT	DAISY	CRIMINAL RECORDS ANAL 4	000510010	419000201	419303229	1	TS-306	100	1,597	-	-	1,597	-	-	-	1,597	LABE	-	-	625	7,392	172	26,048	69,150	
181645	ODOWIN	YVANN	CRIMINAL RECORDS ANAL 4	000510010	419000201	419303229	1	TS-306	100	1,597	-	-	1,597	-	-	-	1,597	LABE	-	-	625	7,392	172	26,048	69,150	
5041481	HUBBLE	JESSICA	CRIMINAL RECORDS ANAL 4	000510010	419000201	419303229	1	TS-304	100	1,358	-	-	1,358	-	-	-	1,358	LABE	-	-	531	8,473	48	24,408	61,507	
50330088	HURST	SUSAN	CRIMINAL RECORDS ANAL 3	000510010	419000201	419303229	1	TS-306	100	1,306	-	-	1,306	-	-	-	1,306	LABE	-	-	478	7,392	144	27,300	69,928	
18710	JONES	CHASTITY	CRIMINAL RECORDS ANAL 3	000510010	419000201	419303229	1	TS-304	100	1,117	-	-	1,117	-	-	-	1,117	LABE	-	-	437	7,392	4	15,737	45,888	
18710	KILCREASE	CINDY	CRIMINAL RECORDS ANAL 4	000510010	419000201	419303229	1	TS-306	100	1,893	-	-	1,893	-	-	-	1,893	LABE	-	-	734	8,473	14	30,424	81,028	
1197189	LANGLISH	CHRISTINE	CRIMINAL RECORDS ANAL 5	000510010	419000201	419303229	1	TS-308	100	2,467	-	-	2,467	-	-	-	2,467	LABE	-	-	978	12,508	39	39,866	103,965	
50330320	LEJEUNE	SONDRA	CRIMINAL RECORDS ANAL 4	000510010	419000201	419303229	1	TS-306	100	1,501	-	-	1,501	-	-	-	1,501	LABE	-	-	587	7,392	24	24,845	65,437	
50349107	MCDONALD	RACHEL	CRIMINAL RECORDS ANAL 4	000510010	419000201	419303229	1	TS-306	100	1,254	-	-	1,254	-	-	-	1,254	LABE	-	-	812	4,618	100	28,900	84,914	
18862	MCCREARY	STACY	CRIMINAL RECORDS ANAL 3	000510010	419000201	419303229	1	TS-304	100	1,306	-	-	1,306	-	-	-	1,306	LABE	-	-	511	7,392	48	27,966	67,966	
18681	MOORE	AMANDA	CRIMINAL RECORDS ANAL 5	000510010	419000201	419303229	1	TS-308	100	1,837	-	-	1,837	-	-	-	1,837	LABE	-	-	711	7,392	144	28,785	77,802	
50330098	ROBBELL	MICHAEL	CRIMINAL RECORDS ANAL 3	000510010	419000201	419303229	1	TS-304	100	1,469	-	-	1,469	-	-	-	1,469	LABE	-	-	578	6,604	112	12,507	41,322	
50330104	REED	FLORANCE	CRIMINAL RECORDS ANAL 2	000510010	419000201	419303229	1	TS-303	100	1,003	-	-	1,003	-	-	-	1,003	LABE	-	-	420	7,392	332	19,979	48,940	
50330387	ROLLINS	BRETT	CRIMINAL RECORDS ANAL 3	000510010	419000201	419303229	1	TS-304	100	1,117	-	-	1,117	-	-	-	1,117	LABE	-	-	437	7,392	144	20,746	50,877	
50350098	ROEHLER	MICHAEL	CRIMINAL RECORDS ANAL 3	000510010	419000201	419303229	1	TS-304	100	1,162	-	-	1,162	-	-	-	1,162	LABE	-	-	484	6,618	112	19,433	49,543	
18640	RUSHNO	TRIA	CRIMINAL RECORDS ANAL 3	000510010	419000201	419303229	1	TS-304	100	1,156	-	-	1,156	-	-	-	1,156	LABE	-	-	442	7,392	32	26,584	70,847	
50350098	SARLES	STEPHEN	CRIMINAL RECORDS ANAL 3	000510010	419000201	419303229	1	TS-304	100	1,117	-	-	1,117	-	-	-	1,117	LABE	-	-	437	7,392	72	19,433	49,543	
143711	SCHONHAMMER	RAEMELA	CRIMINAL RECORDS ANAL 3	000510010	419000201	419303229	1	TS-304	100	1,697	-	-	1,697	-	-	-	1,697	LABE	-	-	658	12,930	32	32,995	77,969	
50350098	SCOTT	JAMIE	ADMIN PROGRAM DIRECTOR	000510010	419000201	419303229	1	AS-616	100	2,813	-	-	2,813	-	-	-	2,813	LABE	600	75,203	-	31,509	116,273	96	30,871	70,714
50330297	SELLER	HEATHER	CRIMINAL RECORDS ANAL 3	000510010	419000201	419303229	1	TS-304	100	1,477	-	-	1,477	-	-	-	1,477	LABE	-	-	578	13,502	96	30,871	70,714	
1818	SHAW	CHRISTOPHER	CRIMINAL RECORDS ANAL 3	000510010	419000201	419303229	1	TS-304	100	1,477	-	-	1,477	-	-	-	1,477	LABE	-	-	578	13,502	96	30,871	70,714	
5034106	WAGNER	HAWTHA	CRIMINAL RECORDS ANAL 4	000510010	419000201	419303229	1	TS-306	100	1,579	-	-	1,579	-	-	-	1,579	LABE	-	-	618	8,473	21	26,943	69,551	
50330113	WEBB	ALJUNIA	CRIMINAL RECORDS ANAL 4	000510010	419000201	419303229	1	TS-304	100	1,161	-	-	1,161	-	-	-	1,161	LABE	-	-	454	7,182	5	20,764	52,082	
50344827	WHITTINGTON	BREAN	ADMIN ASSISTANT 4	000510010	419000201	419303229	1	AS-611	100	3,081	-	-	3,081	-	-	-	3,081	LABE	-	-	1,197	13,502	63	38,922	88,977	
18645	WHITTINGTON	BREAN	CRIMINAL RECORDS ANAL 3	000510010	419000201	419303229	1	TS-304	100	1,074	-	-	1,074	-	-	-	1,074	LABE	-	-	400	7,392	127	12,507	41,322	
50426253	WILKINS	CATHERINE	CRIMINAL RECORDS ANAL 4	000510010	419000201	419303229	1	TS-306	100	1,318	-	-	1,318	-	-	-	1,318	LABE	-	-	478	10,902	100	19,782	51,635	
50402759	BURGESS	MARK	STATE POLICE SERGEANT	000510010	419000201	419303226	1	P-02	100	1,078	-	-	1,078	-	-	-	1,078	LABE	-	-	400	7,392	96	86,361	192,136	
7018199	COBOS	WALTER	STATE POLICE SERGEANT	000510010	419000201	419303226	1	P-02	100	1,078	-	-	1,078	-	-	-	1,078	LABE	600	67,140	-	28,971	12,930	96	86,361	192,136
50362203	CHFCFI	WYNDEE	CRIMINAL RECORDS ANAL 5	000510010	419000201	419303228	1	TS-308	100	1,847	-	-	1,847	-	-	-	1,847	LABE	-	-	723	7,392	96	29,093	78,930	
5056913	CHEW	MICHELLE	ADMIN COORDINATOR 3	000510010	419000201	419303228	1	AS-600	100	3,430	-	-	3,430	-	-	-	3,430	LABE	-	-	1,203	13,502	63	30,166	68,388	
50381922	ROGERS	MARGARET	CRIMINAL RECORDS ANAL 3	000510010	419000400	419303228	1	TS-304	100	1,958	-	-	1,958	-	-	-	1,958	LABE	-	-	643	7,392	684	27,392	71,603	
50564027	LINDUS	ANGELIQUE	ADMIN COORDINATOR SPECIALIST	000510010	419000201	419303228	1	AS-617	100	2,546	-	-	2,546	-	-	-	2,546	LABE	-	-</						

Continuation Budget Adjustments - by Program

OFFICE OF STATE POLICE  
Operational Support Program  
CB 6 - Filled

Position Number	Last Name	Emp First Name	Job Title	Salary Object	Fund	Cost Center	Employee Count	Pay scale group	Employee FTE	Bweekly Salary	CPG Increase	CPG Total	Cur Year Sat	CPG Annualized on	CPG Year 2	Enrollments	Requested Salary	Retirement Plan	Employer Retire	State Police Retirement	Employer ODC	Employer Medical	Employer Life	Total Requested Benefits	Total Requested Salaries and Benefits			
50568433	LANDRY	LESLIE	CRIME LABORATORY TECHNICAL SPECIALIST	000510010	419000201	419342225	1	TS-314	100	3,343	-	-	88,923	-	-	-	89,360	LAS6	37,450	-	-	-	-	1,296	35,745	128,127		
50519421	MADON	MARCO	CRIME LABORATORY ANALYST 2	000510010	419000201	419342225	1	TS-310	100	1,993	-	-	51,813	-	-	1,462	-	-	-	-	-	-	-	-	3,971	19,292		
50404781	METREJEAN	JESSLYN	CRIME LABORATORY ANALYST 2	000510010	419000201	419342225	1	TS-310	100	1,993	-	-	51,813	-	-	-	53,756	LAS6	22,528	-	-	-	-	-	750	30,705	84,471	
50461675	MILLER	LONDON	CRIME LABORATORY ANALYST 3	000510010	419000201	419342225	1	TS-311	100	2,462	-	-	64,248	-	-	-	70,418	LAS6	29,505	-	-	-	-	-	1,021	37,005	109,335	
50332733	NAVLOOR	JULIA	CRIME LABORATORY ANALYST 4	000510010	419000200	419342225	1	TS-313	100	3,460	-	-	89,960	-	-	-	89,960	LAS6	37,693	-	-	-	-	-	1,304	84,733	137,626	
50510225	NELL	ANDREW	CRIME LABORATORY ANALYST 3	000510010	419000201	419342225	1	TS-310	100	2,063	-	-	53,373	-	-	-	58,622	LAS6	25,963	-	-	-	-	-	850	7,392	61,811	
50374069	O'LEARY	RYAN	CRIME LABORATORY SUPERVISOR	000510010	419000200	419342225	1	TS-315	100	3,238	-	-	84,136	-	-	-	85,514	LAS6	38,249	-	-	-	-	-	1,254	7,392	131,409	
50463714	OKRINGER	MANDY	CRIME LABORATORY SUPERVISOR	000510010	419000200	419342225	1	TS-315	100	3,503	-	-	91,063	-	-	-	93,668	LAS1	39,243	-	-	-	-	-	1,358	12,930	147,189	
50407460	SANDER	MORGAN	CRIME LABORATORY ANALYST 4	000510010	419000201	419342225	1	TS-313	100	2,796	-	-	74,771	-	-	-	74,771	LAS1	31,321	-	-	-	-	-	1,024	39,797	114,544	
50402022	SHAWHAN	ZACHARY	CRIME LABORATORY SUPERVISOR	000510010	419000200	419342225	1	TS-315	100	3,434	-	-	89,294	-	-	-	91,818	LAS1	38,472	-	-	-	-	-	1,331	13,502	153,205	
50510380	SIMMONS	EMALIE	CRIME LABORATORY SUPERVISOR	000510010	419000200	419342225	1	TS-315	100	3,763	-	-	97,843	-	-	-	100,606	LAS1	42,155	-	-	-	-	-	1,458	6,203	152,702	
50389363	SPARACINO	ERICA	CRIME LABORATORY MANAGER	000510010	419000200	419342225	1	TS-317	100	4,290	-	-	111,530	-	-	-	114,883	LAS6	48,052	-	-	-	-	-	1,663	13,502	177,800	
50461017	WILLMAN	AMIE	CRIME LABORATORY ANALYST 3	000510010	419000201	419342225	1	TS-311	100	2,467	-	-	66,356	-	-	-	66,356	LAS1	28,841	-	-	-	-	-	991	14,037	43,699	
180425	CHASSION	REBECCA	CRIME LABORATORY MANAGER	000510010	419000201	419342226	1	TS-317	100	4,292	-	-	112,582	-	-	-	115,559	LAS6	48,419	-	-	-	-	-	1,676	7,392	173,047	
50352430	BRIDGIT	ADAM	ADMIN COORDINATOR 4	000510010	419000201	419342226	1	AS-611	100	1,298	-	-	33,738	-	-	-	35,010	LAS6	14,669	-	-	-	-	-	508	11,407	63,726	
72407	FURNAS	HEATHER	ADMIN COORDINATOR 4	000510010	419000201	419342226	1	AS-611	100	1,298	-	-	33,738	-	-	-	35,010	LAS6	14,669	-	-	-	-	-	508	6,205	56,452	
5058178	MILAM	TARA	State Police Captain	000510010	419000201	419342226	1	PS-105	100	14,328	-	-	141,130	-	-	-	141,130	LSRP	114,922	-	95,037	-	-	-	2,046	13,502	361,811	
50454552	MATTHEWS	ALMA	CUSTOMER 2	000510010	419000201	419342226	1	WS-203	100	1,150	-	-	29,890	-	-	-	30,735	LAS6	14,669	-	-	-	-	-	508	6,205	56,452	
50581974	FRITZER	JENNIFER	CRIME LABORATORY SUPERVISOR	000510010	419000201	419342226	1	TS-315	100	3,474	-	-	96,204	-	-	-	99,028	LAS6	41,492	-	-	-	-	-	1,906	446	7,392	142,409
50353307	FATOUT	JOSEPH	STATE POLICE LIEUTENANT	000510010	419000200	419342226	1	P-03	100	4,769	-	-	133,999	-	-	-	123,999	LSRP	114,922	-	83,501	-	-	-	1,798	13,502	222,801	
50387071	FINES	NICOLE	CRIME LABORATORY SUPERVISOR	000510010	419000201	419342226	1	TS-315	100	3,962	-	-	103,002	-	-	-	103,002	LAS6	43,178	-	-	-	-	-	1,494	6,205	155,562	
50321955	PORTOUS	MARLA	CRIME LAB TECHNICIAN 2	000510010	419000200	419342226	1	TS-304	100	1,782	-	-	46,322	-	-	-	47,631	LAS6	19,957	-	-	-	-	-	691	8,473	76,752	
50347999	POWELL	BARLEY	CRIME LAB TECHNICIAN 2	000510010	419000201	419342226	1	TS-304	100	1,537	-	-	39,957	-	-	-	41,997	LAS6	17,215	-	-	-	-	-	593	7,392	66,296	
50321957	TERRIHO	HALEY	CRIME LAB TECHNICIAN 2	000510010	419000200	419342226	1	TS-304	100	1,529	-	-	39,749	-	-	-	40,873	LAS6	17,126	-	-	-	-	-	5	25,116	66,989	
50329675	BRETT	KATE	CRIME LABORATORY ANALYST 3	000510010	419000200	419342227	1	TS-313	100	3,066	-	-	80,246	-	-	-	82,515	LAS1	34,874	-	-	-	-	-	1,196	6,205	108,756	
50346655	BRUNER	STEPHANIE	CRIME LABORATORY ANALYST 3	000510010	419000200	419342227	1	TS-311	100	2,462	-	-	66,845	-	-	1,637	70,418	LAS6	29,505	-	-	-	-	-	1,021	7,834	48,389	
50346651	COLE	MADELINE	CRIME LABORATORY ANALYST 4	000510010	419000201	419342227	1	TS-313	100	2,852	-	-	78,582	-	-	-	78,582	LAS6	34,874	-	-	-	-	-	1,196	6,205	108,756	
50567113	COLE	MADELINE	CRIME LABORATORY ANALYST 4	000510010	419000201	419342227	1	TS-313	100	2,852	-	-	78,582	-	-	-	78,582	LAS6	34,874	-	-	-	-	-	1,196	6,205	108,756	
18486	GLAZE	ROSALYN	CRIME LABORATORY SUPERVISOR	000510010	419000200	419342227	1	TS-315	100	3,962	-	-	103,002	-	-	-	103,002	LAS6	43,178	-	-	-	-	-	1,494	6,205	155,562	
50568441	PORTOUS	MARLA	CRIME LAB TECHNICIAN 2	000510010	419000200	419342226	1	TS-304	100	1,782	-	-	46,322	-	-	-	47,631	LAS6	19,957	-	-	-	-	-	691	8,473	76,752	
50369550	LIZARRAGA	JOHN	CRIME LABORATORY TECHNICAL SPECIALIST	000510010	419000201	419342227	1	TS-314	100	3,362	-	-	96,262	-	-	-	97,571	LAS6	41,158	-	-	-	-	-	1,596	12,930	142,409	
50461021	PARKER	MARY	CRIME LABORATORY ANALYST 4	000510010	419000201	419342227	1	TS-313	100	2,880	-	-	74,880	-	-	-	76,997	LAS1	32,262	-	-	-	-	-	1,116	7,392	117,772	
50461101	TATE	MARY	CRIME LABORATORY ANALYST 4	000510010	419000201	419342227	1	TS-313	100	2,880	-	-	74,880	-	-	-	76,997	LAS1	32,262	-	-	-	-	-	1,116	7,392	117,772	
50381122	CHASSION	JARED	CRIME LABORATORY ANALYST 4	000510010	419000200	419342228	1	TS-313	100	2,841	-	-	84,261	-	-	-	86,643	LAS6	38,303	-	-	-	-	-	1,256	7,392	122,949	
50394989	FRITZER	JENNIFER	CRIME LABORATORY ANALYST 4	000510010	419000201	419342228	1	TS-313	100	2,841	-	-	84,261	-	-	-	86,643	LAS6	38,303	-	-	-	-	-	1,256	7,392	122,949	
114488	GALLEY	KATIE	CRIME LABORATORY ANALYST 4	000510010	419000201	419342228	1	TS-313	100	2,841	-	-	84,261	-	-	-	86,643	LAS6	38,303	-	-	-	-	-	1,256	7,392	122,949	
118859	GUERRA	ABEY	CRIME LABORATORY ANALYST 3	000510010	419000201	419342228	1	TS-311	100	2,462	-	-	66,802	-	-	254	66,068	LAS6	27,682	-	-	-	-	-	958	2,071	97,384	
50385678	GORDY	BRITANNY	CRIME LABORATORY ANALYST 4	000510010	419000201	419342228	1	TS-313	100	3,460	-	-	89,960	-	-	-	92,482	LAS6	34,874	-	-	-	-	-	1,304	13,502	142,409	
50353934	KAZMIR	SHAWN	CRIME LABORATORY ANALYST 4	000510010	419000201	419342228	1	TS-313	100	3,460	-	-	89,960	-	-	-	92,482	LAS6	34,874	-	-	-	-	-	1,304	13,502	142,409	
50419404	KAH	ANDREW	CRIME LABORATORY SUPERVISOR	000510010	419000200	419342228	1	TS-315	100	3,238	-	-	84,136	-	-	-	85,514	LAS6	38,249	-	-	-	-	-	1,254	7,392	131,409	
50461043	MORRILL	BRITANNY	CRIME LABORATORY ANALYST 4	000510010	419000201	419342228	1	TS-313	100	2,880	-	-	74,880	-	-	-	76,997	LAS1	32,262	-	-	-	-	-	1,116	7,392	117,772	
5036177	MORRIS	ALLEN	CRIME LABORATORY SUPERVISOR	000510010	419000200	419342228	1	TS-315	100	3,598	-	-	96,246	-	-	-	98,848	LAS6	42,960	-	-	-	-	-	1,596	12,930	142,409	
5060840	ORFEO	RONALD	CRIME LABORATORY TECHNICAL SPECIALIST	000510010	419000201	419342228	1	TS-314	100	3,702	-	-	96,262	-	-	-	98,262	LAS6	40,334	-	-	-	-	-	1,396	7,392	145,384	
50461044	ALLEN	OREN	CRIME LABORATORY SUPERVISOR	000510010	419000200	419342228	1	TS-315	100	3,598	-	-	96,246	-	-	-	98,8											

OFFICE OF STATE POLICE  
Operational Support Program  
CB 6 - Filled

Position Number	Last Name	Emp First Name	Job Title	Salary Object	Fund	Cost Center	Employee Count	Pay scale group	Employee FTE	Biweekly Salary	CPG Increase	CPG Total	Cur Year Sat	CPG Annualized on	CPG Year 2	Enrollments	Requested Salary	Retirement Plan	Employer Retirement	State Police Retirement	Employer OSD	Employer Medical	Employer Life	Total Requested Salaries and Benefits	Total Requested Salaries and Benefits	
12649	TRAVIS	BRANDON	POLICE LIEUTENANT A	000510010	419000201	419362215	1	PS-115	100	2,105	-	-	70,325	-	-	-	72,313	LARD	33,987	-	1,049	13,502	60	48,598	120,911	
18019	WASHINGTON	DAVID	POLICE OFFICER 3A	000510010	419000300	419362215	1	PS-109	100	3,190	-	-	82,950	-	-	-	85,290	LCPO	36,877	-	1,237	15,502	60	51,590	171,855	
50326507	ALLEN	GREGORY	POLICE SERGEANT A	000510010	419000300	419362233	1	PS-111	100	2,109	-	-	54,829	-	-	-	56,896	LCPO	24,465	-	825	7,392	144	32,682	89,578	
50318953	AVANTI	ALLAN	POLICE OFFICER 3A	000510010	419000300	419362233	1	PS-109	100	1,803	-	-	48,963	-	-	-	50,347	LCPO	21,649	-	730	4,618	26	25,997	77,344	
123712	CONNOR	HAROLD	POLICE OFFICER 3A	000510010	419000300	419362233	1	PS-109	100	1,828	-	-	47,528	-	-	-	49,319	LARD	23,180	-	715	8,473	48	32,416	81,735	
50325858	CROUCH	GREGORY	POLICE OFFICER 3A	000510010	419000300	419362233	1	PS-111	100	2,335	-	-	60,715	-	-	-	62,431	LARD	28,343	-	905	7,392	292	37,860	100,323	
50322855	DAVIS	MICHAEL	POLICE OFFICER 3A	000510010	419000300	419362233	1	PS-109	100	2,242	-	-	58,302	-	-	600	59,955	LARD	28,177	-	869	7,392	72	29,118	90,068	
50319066	DELEE	ANDREW	POLICE OFFICER 3A	000510010	419000300	419362233	1	PS-109	100	1,770	-	-	46,010	-	-	-	47,744	LARD	22,440	-	692	4,618	4	27,754	75,498	
50322650	DUNAWAY	CHRIS	POLICE SERGEANT A	000510010	419000201	419362233	1	PS-111	100	2,763	-	-	63,773	-	-	-	65,576	LCPO	12,930	-	692	4,618	42	42,079	107,656	
50319062	DUPLESSIS	MICHAEL	POLICE OFFICER 3A	000510010	419000300	419362233	1	PS-109	100	1,770	-	-	46,010	-	-	-	47,744	LARD	22,440	-	692	4,618	38	29,671	75,044	
50319071	FORTNOTH	AUSTIN	POLICE OFFICER 3A	000510010	419000300	419362233	1	PS-109	100	1,702	-	-	44,242	-	-	-	45,916	LARD	21,077	-	668	4,618	3	26,871	70,944	
187866	FREEMAN	GALLAND	POLICE LIEUTENANT A	000510010	419000300	419362233	1	PS-113	100	2,470	-	-	64,230	-	-	600	66,046	LARD	31,042	-	958	8,473	14	40,487	106,533	
183304	HIGDON	AMANDA	ADMIN ASSISTANT 4	000510010	419000201	AS-611	1	AS-611	100	1,775	-	-	46,355	-	-	-	47,466	LARD	17,775	-	688	8,473	7	26,947	76,507	
50599227	HILL	CALSIDO	POLICE OFFICER 1A	000510010	419000300	419362233	1	PS-107	100	1,486	104	401	39,048	2,304	-	-	42,910	LARD	20,168	-	622	8,909	14	29,647	76,507	
169116	LEONARD	CLIFTON	POLICE LIEUTENANT A	000510010	419000300	419362233	1	PS-113	100	2,928	-	-	78,378	-	-	-	80,371	LCPO	33,771	-	1,139	13,502	7	37,404	128,949	
18140	LITTLE	CAROLYN	POLICE OFFICER 3A	000510010	419000300	419362233	1	PS-109	100	2,071	-	-	53,851	-	-	-	55,374	LARD	26,026	-	803	7,392	450	27,279	82,652	
50325608	MATELIK	MATTHEW	POLICE OFFICER 3A	000510010	419000300	419362233	1	PS-109	100	1,828	-	-	47,528	-	-	-	49,319	LARD	23,180	-	715	13,502	7	37,404	86,723	
146747	MORAN	HULON	POLICE LIEUTENANT A	000510010	419000300	419362233	1	PS-113	100	2,469	-	-	64,189	-	-	-	66,046	LARD	31,022	-	957	13,502	52	45,481	111,485	
50319061	OSBORN	BRADLEY	POLICE OFFICER 3A	000510010	419000300	419362233	1	PS-111	100	1,770	-	-	46,010	-	-	-	47,744	LARD	22,440	-	692	7,392	29	30,304	78,365	
50322853	WILLIAMS	TERRENCE	POLICE OFFICER 3A	000510010	419000300	419362233	1	PS-109	100	1,883	-	-	48,963	-	-	-	50,747	LARD	23,663	-	730	8,473	49	32,914	83,261	
169118	WORLEY	KEYSTLE	POLICE SERGEANT A	000510010	419000300	419362233	1	PS-111	100	2,082	-	-	54,122	-	-	-	56,162	LARD	28,396	-	814	7,392	60	34,662	90,824	
169119	WORLEY	KEYSTLE	POLICE SERGEANT A	000510010	419000300	419362233	1	PS-111	100	2,082	-	-	54,122	-	-	-	56,162	LARD	28,396	-	814	7,392	60	34,662	90,824	
50349481	BANKS	MONTRELL	POLICE OFFICER 3A	000510010	419000300	419362236	1	PS-109	100	2,114	-	-	54,654	-	-	-	56,507	LARD	26,558	-	819	7,392	34	34,769	91,276	
190381	FRANCIS	PHILIP	POLICE OFFICER 3A	000510010	419000300	419362236	1	PS-109	100	1,957	-	-	50,877	-	-	-	52,316	LCPO	22,495	-	759	10,959	49	34,213	86,528	
50417262	HALES	JOHN	POLICE OFFICER 3A	000510010	419000300	419362236	1	PS-113	100	2,362	-	-	62,206	-	-	600	64,277	LCPO	43,337	-	1,337	13,502	145	53,147	145,353	
50449227	HARRISON	TROY	POLICE SERGEANT A	000510010	419000300	419362236	1	PS-111	100	2,708	-	-	70,346	-	-	-	70,346	LARD	32,407	-	1,020	7,392	8	8,412	78,798	
50417293	HARRISON	TROY	POLICE SERGEANT A	000510010	419000300	419362236	1	PS-113	100	3,362	-	-	81,842	-	-	600	84,277	LCPO	47,639	-	1,337	13,502	10	134,956	200,240	
190388	MEDINA	OLIVER	POLICE OFFICER 3A	000510010	419000300	419362236	1	PS-111	100	2,482	-	-	64,522	-	-	-	66,346	LARD	31,182	-	962	12,930	14	45,088	111,434	
50349840	CYCONARC	HUNTER	POLICE OFFICER 3A	000510010	419000300	419362236	1	PS-109	100	1,770	-	-	46,010	-	-	-	47,744	LARD	22,440	-	692	4,618	4	26,066	83,810	
50346897	WALKER	BEN	POLICE OFFICER 3A	000510010	419000300	419362236	1	PS-109	100	1,820	-	-	53,590	-	-	-	55,074	LARD	25,985	-	759	3,922	34	34,676	89,190	
50526944	GRAPIA	GREGORY	ADMINISTRATOR	000510025	419000201	419391201	1	UNCL-REG	100	2,260	1.662	15,244	25,963,977	181,990	-	-	600	161,990	LCPO	26,444,903	1,782,850	6,964	30,803	1,469	34,076	42,487
50309192	CHEN	DAVID	DEPUTY SECRETARY	000510025	419000201	419391202	1	UNCL-REG	100	8,595	-	-	183,965	-	-	-	183,965	LARD	35,026	-	2,349	13,502	144	125,079	287,770	
18205	DAVIS	LAMAR	DEPUTY SECRETARY	000510025	419000201	419391202	1	UNCL-REG	100	7,097	-	-	184,533	-	-	-	184,533	LCPO	31,264	-	2,676	8,473	10	135,413	319,646	
100587	TOUSSAINT	CHAUVE	SP ASSISTANT SUPERINTENDENT CH OF ST	000510025	419000201	419391207	1	UNCL-REG	100	6,769	-	-	175,689	-	-	-	175,689	LCPO	32,562	-	1,818	13,502	10	134,956	319,646	
50562991	GROS	KEITH	STATE POLICE COMMAND PILOT	000510025	419000201	419391216	1	UNCL-REG	100	5,008	-	-	151,008	-	-	-	151,008	LCPO	101,689	-	2,190	13,502	52	117,381	268,389	
700436	ESKEW	CHRISTOPHER	DEPT SUPT FOR OF PLAN & TR	000510025	419000201	419392220	1	UNCL-REG	100	8,225	-	-	205,225	-	-	-	205,225	LCPO	101,969	-	2,022	13,502	60	124,491	319,646	
50487000	WINFIELD	MIRACLE	ADMIN COORDINATOR 3	000510010	419000400	419392217	1	AS-609	100	1,350	-	-	27,269	-	-	1,200	29,190	LASS	28,297	-	11,856	6,973	31	19,689	47,986	
50621296	MINOR	ANITA	ADMIN COORDINATOR 3	000510010	419000400	419392217	1	AS-611	100	1,522	-	-	32,122	-	-	-	33,604	LASS	29,122	-	800	10,959	55	35,962	95,962	
50621904	ROBERTS	KAREN	LSP WAE TROOPER	000510010	419000400	419392241	1	UNCL-WAE	75	1,860	-	-	48,360	-	-	-	48,360	LASS	48,360	-	701	1,000	701	49,061	49,061	
50477003	COY	CHRISTOPHER	LSP WAE TROOPER	000510010	419000400	419392241	1	UNCL-WAE	75	1,860	-	-	48,360	-	-	-	48,360	LASS	48,360	-	701	1,000	701	49,061	49,061	
50511800	DAY	MCKINLEY	LSP WAE TROOPER	000510010	419000400	419392207	1	UNCL-WAE	75	1,860	-	-	48,360	-	-	-	48,360	LASS	48,360	-	701	1,000	701	49,061	49,061	
50477017	DYBES	ERNEST	LSP WAE TROOPER	000510010	419000400	419392207	1	UNCL-WAE	75	1,860	-	-	48,360	-	-	-	48,360	NORT	48,360	-	701	1,000	701	49,061	49,061	
50477013	EASLEY	SCOTT	LSP WAE TROOPER	000510010	419000400	419392207	1	UNCL-WAE	75	1,860	-	-	48,360	-	-	-	48,360	LASS	48,360	-	701	1,000	701	49,061	49,061	
50094386	LEWIS	STACY	LSP WAE TROOPER	000510010	419000400	419392207	1	UNCL-WAE	75	1,860	-	-	48,360	-	-	-	48,360	LASS	48,360	-	701	1,000	701	49,061	49,061	
50477034	PARKER	RICHARD	LSP WAE TROOPER	000510010	419000400	419392207	1	UNCL-WAE	75	1,860	-	-	48,360	-	-	-	48,360</									

Continuation Budget Adjustments - by Program

OFFICE OF STATE POLICE  
Operational Support Program  
CB 6 - Filled

Position Number	Last name	Emp First Name	Job Title	Salary Object	Fund	Cost Center	Employee Count	Pay scale group	Employee FTE	Biweekly Salary	CPG Increase	CPG Total	Cur Year Sal	CPG Annualizat on	CPG Year 2	Enoluments	Requested Salary	Retirement Plan	Employer Retirement	State Police Retirement	Employer OSD	Employer Medicare	Employer Medical	Employer Life	Total Requested Benefits	Total Requested Salary and Benefits
50593505	HOOD	TAYLOR	STUDENT	0005120035	4190000201	4193032221	1	STUDENT	50	480	-	-	12,480	-	-	-	12,480	-	-	-	774	181	-	-	955	13,435
50573921	MANNING	JAMES	STUDENT	0005120035	4190000201	4193032221	1	STUDENT	50	480	-	-	12,480	-	-	-	12,480	-	-	-	774	181	-	-	955	13,435
50523121	BOGWORTH	BRYNN	STUDENT	0005120035	41900P1100	4193032257	1	STUDENT	50	480	-	-	12,480	-	-	-	12,480	-	-	-	774	181	-	-	955	13,435
50523118	DAY	SYDNEY	STUDENT	0005120035	41900P1100	4193032257	1	STUDENT	50	400	-	-	10,400	-	-	-	10,400	-	-	-	645	155	-	-	796	11,196
50573811	MILLS	DAVID	STUDENT	0005120035	4190000201	4193032258	1	STUDENT	75	720	-	-	18,720	-	-	-	18,720	-	-	-	1,161	271	-	-	1,432	20,152
50571521	NOLA	NICHOLAS	STUDENT	0005120035	4190000201	4193032258	1	STUDENT	50	480	-	-	12,480	-	-	-	12,480	-	-	-	774	181	-	-	955	13,435
50328181	BIELKEWICZ	CALEB	STUDENT	0005120035	4190000400	4193032260	1	STUDENT	50	480	-	-	12,480	-	-	-	12,480	-	-	-	774	181	-	-	955	13,435
200483	KRUMHOLTZ	KATELYN	STUDENT	0005120035	4190000400	4193032260	1	STUDENT	50	480	-	-	12,480	-	-	-	12,480	-	-	-	774	181	-	-	955	13,435
50593504	MORRISON	CARIE	STUDENT	0005120035	4190000400	4193032260	1	STUDENT	75	720	-	-	18,720	-	-	-	18,720	-	-	-	1,161	271	-	-	1,432	20,152
50871782	BERGERON	AVERY	STUDENT	0005120035	4190000201	4193032850	1	STUDENT	50	480	-	-	12,480	-	-	-	12,480	-	-	-	774	181	-	-	955	13,435
50571286	LOBUE	SARAH	STUDENT	0005120035	4190000201	4193042223	1	STUDENT	50	480	-	-	12,480	-	-	-	12,480	-	-	-	774	181	-	-	955	13,435
50571287	MCCLENDON	CAMERON	STUDENT	0005120035	4190000201	4193042229	1	STUDENT	75	720	-	-	18,720	-	-	-	18,720	-	-	-	1,161	271	-	-	1,432	20,152
50571835	SKUSE	ABIGAIL	STUDENT	0005120035	4190000201	4193042229	1	STUDENT	50	480	-	-	12,480	-	-	-	12,480	-	-	-	774	181	-	-	955	13,435
50567914	FORBES	SAMUEL	STUDENT	0005120035	4190000201	4193042252	1	STUDENT	50	480	-	-	12,480	-	-	-	12,480	-	-	-	774	181	-	-	955	13,435
<b>0005120035 Total</b>							<b>17</b>			<b>8,900</b>	<b>-</b>	<b>-</b>	<b>228,900</b>	<b>-</b>	<b>-</b>	<b>-</b>	<b>228,900</b>	<b>-</b>	<b>-</b>	<b>-</b>	<b>14,190</b>	<b>3,317</b>	<b>-</b>	<b>-</b>	<b>17,507</b>	<b>246,397</b>
<b>Grand Total</b>							<b>443</b>			<b>1,158,801</b>	<b>1,889</b>	<b>15,946</b>	<b>30,144,793</b>	<b>20,026</b>	<b>41,406</b>	<b>-</b>	<b>30,853,407</b>	<b>7,946,649</b>	<b>7,345,483</b>	<b>63,877</b>	<b>439,888</b>	<b>3,327,183</b>	<b>15,074</b>	<b>18,137,954</b>	<b>48,791,361</b>	

Continuation Budget Adjustments - by Program

OFFICE OF STATE POLICE  
Operational Support Program  
CB 6 - Vacant

Position Number	Job Title	Salary Object	Fund	Cost Center	Actual Vacancy Date	Position Count	Pay scale group	Employee FTE	Biweekly Salary	Requested Salary	Retirement Plan	Employer Retirement	State Police Retirement	Employer OSDI	Employer Medicare	Employer Medical	Employer Life	Total Requested Benefits	Total Requested Salaries and Benefits
50464003	CONTRACTS/GRANTS REV 4	0005110010	4190000201	4193022218	4/3/2023	1	AS-615	100	2,330	60,590	RETR	25,387	-	-	879	12,930	300	39,496	100,086
50532712	CONTRACTS/GRANTS REV 4	0005110010	4190000201	4193022218	5/3/2023	1	AS-615	100	2,330	60,590	RETR	25,387	-	-	879	12,930	300	39,496	100,086
7017853	State Police Trooper	0005110010	4190000201	4193022241	8/21/2023	1	P-01	100	2,972	77,277	RETR	-	52,038	-	1,121	12,930	300	66,389	143,666
50389505	STATE POLICE POLYGRAPHIST	0005110010	41900G0400	4193032207	5/29/2023	1	P-03	100	3,629	94,357	RETR	-	63,540	-	1,368	12,930	300	78,138	172,495
50601001	AIRCRAFT FLEET CHP PILOT	0005110010	4190000201	4193032216	7/1/2023	1	WS-221	100	4,051	105,331	RETR	-	-	-	1,527	12,930	300	58,891	164,222
50592748	ADMIN PROG SPEC B	0005110010	41900G0400	4193032219	3/31/2023	1	AS-614	100	2,178	56,638	RETR	44,134	-	-	821	12,930	300	37,782	94,420
50405688	CRIMINAL RECORDS ANL 3	0005110010	41900P1100	4193032257	7/29/2023	1	TS-304	100	1,478	38,418	RETR	16,097	-	-	557	12,930	300	29,884	68,302
50330089	CRIMINAL RECORDS ANL 3	0005110010	41900P2800	4193032259	4/7/2022	1	TS-304	100	1,478	38,418	RETR	16,097	-	-	557	12,930	300	29,884	68,302
143710	CRIMINAL RECORDS ANL 3	0005110010	41900P2800	4193032259	9/12/2022	1	TS-304	100	1,478	38,418	RETR	16,097	-	-	557	12,930	300	29,884	68,302
18027	CRIMINAL RECORDS ANL 3	0005110010	41900P2800	4193032259	11/14/2022	1	TS-304	100	1,478	38,418	RETR	16,097	-	-	557	12,930	300	29,884	68,302
50330102	CRIMINAL RECORDS ANL 3	0005110010	41900P2800	4193032259	2/18/2023	1	TS-304	100	1,478	38,418	RETR	16,097	-	-	557	12,930	300	29,884	68,302
50330093	CRIMINAL RECORDS ANL 3	0005110010	41900P2800	4193032259	4/15/2023	1	TS-304	100	1,478	38,418	RETR	16,097	-	-	557	12,930	300	29,884	68,302
143708	CRIMINAL RECORDS ANL 3	0005110010	41900P2800	4193032259	4/17/2023	1	TS-304	100	1,478	38,418	RETR	16,097	-	-	557	12,930	300	29,884	68,302
50330107	CRIMINAL RECORDS ANL 3	0005110010	41900P2800	4193032259	5/22/2023	1	TS-304	100	1,478	38,418	RETR	16,097	-	-	557	12,930	300	29,884	68,302
17786	CRIMINAL RECORDS ANL 3	0005110010	41900P2800	4193032259	5/29/2023	1	TS-304	100	1,478	38,418	RETR	16,097	-	-	557	12,930	300	29,884	68,302
17784	CRIMINAL RECORDS ANL 3	0005110010	41900P2800	4193032259	8/7/2023	1	TS-304	100	1,478	38,418	RETR	16,097	-	-	557	12,930	300	29,884	68,302
50330108	CRIMINAL RECORDS ANL 3	0005110010	41900P2800	4193032259	8/12/2023	1	TS-304	100	1,478	38,418	RETR	16,097	-	-	557	12,930	300	29,884	68,302
50330094	CRIMINAL RECORDS ANL 3	0005110010	41900P2800	4193032259	8/14/2023	1	TS-304	100	1,478	38,418	RETR	16,097	-	-	557	12,930	300	29,884	68,302
50330086	CRIMINAL RECORDS ANL 3	0005110010	41900P2800	4193032259	8/15/2023	1	TS-304	100	1,478	38,418	RETR	16,097	-	-	557	12,930	300	29,884	68,302
181642	CRIMINAL RECORDS ANL 3	0005110010	41900P2800	4193032259	8/17/2023	1	TS-304	100	1,478	38,418	RETR	16,097	-	-	557	12,930	300	29,884	68,302
50330109	CRIMINAL RECORDS ANL 3	0005110010	41900P2800	4193032259	8/21/2023	1	TS-304	100	1,478	38,418	RETR	16,097	-	-	557	12,930	300	29,884	68,302
50671160	ADMIN PROGRAM MANAGER 2	0005110010	4190000201	4193032298	8/21/2023	1	AS-615	100	2,330	60,590	RETR	25,387	-	-	879	12,930	300	39,496	100,086
50406456	HUMAN RESOURCES SPECIALI	0005110010	4190000201	4193032298	4/3/2023	1	AS-617	100	2,668	69,368	RETR	29,065	-	-	1,006	12,930	300	43,301	112,669
132087	PHOTOGRAPHER 3	0005110010	4190000201	4193032298	1/3/2023	1	AS-612	100	1,902	49,462	RETR	20,725	-	-	717	12,930	300	34,672	84,134
197925	ADMIN COORDINATOR 3	0005110010	4190000201	4193032831	8/5/2023	1	AS-609	100	1,468	38,168	RETR	15,992	-	-	553	12,930	300	29,775	67,943
50332777	ADMIN COORDINATOR 3	0005110010	4190000201	4193032850	12/12/2022	1	AS-609	100	1,468	38,168	RETR	15,992	-	-	553	12,930	300	29,775	67,943
18270	AUDIO VISUAL PRODUCT MGR	0005110010	4190000201	4193032850	8/5/2023	1	AS-614	100	2,178	56,638	RETR	23,731	-	-	821	12,930	300	37,782	94,420
50321966	CRIME LABORATORY ANALYST	0005110010	4190000201	4193042225	4/17/2023	1	TS-309	100	2,073	53,903	RETR	22,585	-	-	782	12,930	300	36,597	90,500
50627564	CONTRACTS/GRANTS REV 4	0005110010	4190000201	4193042226	10/10/2022	1	AS-615	100	2,330	60,590	RETR	25,387	-	-	879	12,930	300	39,496	100,086
50476375	STATE POLICE SERGEANT	0005110010	4190000201	4193052261	7/1/2023	1	P-02	100	3,284	85,391	RETR	-	57,502	-	1,238	12,930	300	71,970	157,361
50486810	STATE POLICE SERGEANT	0005110010	4190000201	4193052261	7/10/2023	1	P-02	100	3,284	85,391	RETR	-	57,502	-	1,238	12,930	300	71,970	157,361
700596	STATE POLICE SERGEANT	0005110010	4190000201	4193052261	8/21/2023	1	P-02	100	3,284	85,391	RETR	-	57,502	-	1,238	12,930	300	71,970	157,361
50322870	POLICE OFFICER 2-A	0005110010	4190000201	4193062215	1/24/2022	1	PS-108	100	1,651	44,897	RETR	18,812	-	-	651	12,930	300	32,693	77,590
168103	POLICE OFFICER 3-A	0005110010	4190000201	4193062215	4/1/2022	1	PS-109	100	1,848	48,038	RETR	20,128	-	-	697	12,930	300	34,055	82,093
50322867	POLICE OFFICER 3-A	0005110010	4190000201	4193062215	5/24/2022	1	PS-109	100	1,848	48,038	RETR	20,128	-	-	697	12,930	300	34,055	82,093
168101	POLICE OFFICER 3-A	0005110010	4190000201	4193062215	10/20/2022	1	PS-109	100	1,848	48,038	RETR	20,128	-	-	697	12,930	300	34,055	82,093
50322875	POLICE OFFICER 3-A	0005110010	4190000201	4193062215	3/28/2023	1	PS-109	100	1,848	48,038	RETR	20,128	-	-	697	12,930	300	34,055	82,093
50530354	POLICE OFFICER 3-A	0005110010	4190000201	4193062215	8/21/2023	1	PS-109	100	1,848	48,038	RETR	20,128	-	-	697	12,930	300	34,055	82,093
187968	POLICE SERGEANT-A	0005110010	4190000201	4193062215	3/28/2023	1	PS-111	100	2,116	55,006	RETR	23,048	-	-	798	12,930	300	37,076	92,082
187967	POLICE LIEUTENANT A	0005110010	4190000300	4193062233	7/21/2023	1	PS-113	100	2,422	62,972	RETR	26,385	-	-	913	12,930	300	40,528	103,500
50332909	POLICE OFFICER 1-A	0005110010	4190000300	4193062233	6/20/2023	1	PS-107	100	1,614	41,954	RETR	17,579	-	-	608	12,930	300	31,417	73,371
50318067	POLICE OFFICER 3-A	0005110010	4190000300	4193062233	1/21/2023	1	PS-109	100	1,848	48,038	RETR	20,128	-	-	697	12,930	300	34,055	82,093
50322864	POLICE OFFICER 3-A	0005110010	4190000300	4193062233	5/19/2023	1	PS-109	100	1,848	48,038	RETR	20,128	-	-	697	12,930	300	34,055	82,093
181054	POLICE SERGEANT-A	0005110010	4190000300	4193062233	8/21/2023	1	PS-111	100	2,116	55,006	RETR	23,048	-	-	798	12,930	300	37,076	92,082
50346900	POLICE OFFICER 3-A	0005110010	4190000300	4193062236	8/23/2023	1	PS-109	100	1,848	48,038	RETR	20,128	-	-	697	12,930	300	34,055	82,093
50348380	POLICE SERGEANT-A	0005110010	4190000300	4193062236	5/27/2023	1	PS-111	100	2,116	55,006	RETR	23,048	-	-	798	12,930	300	37,076	92,082
		0005110010 Total				46			92,824	2,413,258		831,904	288,085	-	34,996	594,780	13,800	1,763,565	4,176,823
		Grand Total				46			92,824	2,413,258		831,904	288,085	-	34,996	594,780	13,800	1,763,565	4,176,823

DEPARTMENT OF PUBLIC SAFETY  
OFFICE OF STATE POLICE - OPERATIONAL SUPPORT PROGRAM  
FISCAL YEAR 2024-2025

COMPULSORY ADJUSTMENTS  
SUMMARY SHEET

<b>SALARIES</b>			
PAYROLL REPORT	<b>5110010</b>	<b>5110025</b>	<b>TOTAL</b>
FILLED	26,444,503	919,106	27,363,609
VACANT	2,413,258		2,413,258
<b>SUBTOTAL</b>	<b>28,857,761</b>	<b>919,106</b>	<b>29,776,867</b>
LESS: ATTRITION (@ 3%)	865,733		865,733
<b>TOTAL</b>	<b>27,992,028</b>	<b>919,106</b>	<b>28,911,134</b>
LESS: BUDGETED	25,071,014	964,221	26,035,235
<b>ADJUSTMENT NEEDED</b>	<b>2,921,014</b>	<b>(45,115)</b>	<b>2,875,899</b>

S:\BUDGET\419 - State Police\FY 2024-2025\Budget Request\CB Package\CB 6\PEP Analysis Summary - OPERATIONAL



DEPARTMENT OF PUBLIC SAFETY  
OFFICE OF STATE POLICE - OPERATIONAL SUPPORT PROGRAM  
FISCAL YEAR 2024-2025

COMPULSORY ADJUSTMENTS  
SUMMARY SHEET

<b>OTHER COMPENSATION</b>			
PAYROLL REPORT	<b>5120010</b>	<b>5120035</b>	<b>TOTAL</b>
FILLED	3,060,998	228,800	3,289,798
VACANT			
<b>TOTAL</b>	<b>3,060,998</b>	<b>228,800</b>	<b>3,289,798</b>
LESS: BUDGETED	1,259,278	209,520	1,468,798
<b>ADJUSTMENT NEEDED</b>	<b>1,801,720</b>	<b>19,280</b>	<b>1,821,000</b>

S:\BUDGET\419 - State Police\FY 2024-2025\Budget Request\CB Package\CB 6\PEP Analysis Summary - OPERATIONAL

DEPARTMENT OF PUBLIC SAFETY  
OFFICE OF STATE POLICE - OPERATIONAL SUPPORT PROGRAM  
FISCAL YEAR 2024-2025

COMPULSORY ADJUSTMENTS  
SUMMARY SHEET

<b>RELATED BENEFITS</b>									
	<b>5130010</b>	<b>5130020</b>	<b>5130030</b>	<b>5130030</b>	<b>5130055</b>	<b>5130060</b>	<b>5130070</b>	<b>5130090</b>	<b>TOTAL</b>
PAYROLL REPORT									
FILLED	7,046,649			7,345,483	63,877	439,688	3,242,257	212,160	<b>18,350,114</b>
VACANT	831,904			288,085		34,996	608,580	10,400	<b>1,773,965</b>
<b>TOTAL</b>	<b>7,878,553</b>			<b>7,633,568</b>	<b>63,877</b>	<b>474,684</b>	<b>3,850,837</b>	<b>222,560</b>	<b>20,124,079</b>
LESS: ATTRITION (@ 3%)	236,357			229,007		14,241	115,525	6,677	<b>601,807</b>
<b>TOTAL</b>	<b>7,642,196</b>			<b>7,404,561</b>	<b>63,877</b>	<b>460,443</b>	<b>3,735,312</b>	<b>215,883</b>	<b>19,522,272</b>
LESS: BUDGETED	7,518,855			7,300,542	149,887	435,813	3,581,705	365,720	<b>19,352,522</b>
<b>ADJUSTMENT NEEDED</b>	<b>123,341</b>			<b>104,019</b>	<b>(86,010)</b>	<b>24,630</b>	<b>153,607</b>	<b>(149,837)</b>	<b>169,750</b>

S:\BUDGET\419 - State Police\FY 2024-2025\Budget Request\CB Package\CB 6\PEP Analysis Summary - OPERATIONAL

**Form 26852 — 419100CB6**

**4191 - Traffic Enforcement**

**MEANS OF FINANCING**

	Amount
STATE GENERAL FUND (Direct)	15,022,918
STATE GENERAL FUND BY:	—
INTERAGENCY TRANSFERS	—
FEES & SELF-GENERATED	—
STATUTORY DEDICATIONS	—
FEDERAL FUNDS	—
<b>TOTAL MEANS OF FINANCING</b>	<b>\$15,022,918</b>

**EXPENDITURES**

	Amount
Salaries	9,856,623
Other Compensation	1,004,667
Related Benefits	4,161,628
<b>TOTAL PERSONAL SERVICES</b>	<b>\$15,022,918</b>
Travel	—
Operating Services	—
Supplies	—
<b>TOTAL OPERATING EXPENSES</b>	<b>—</b>
<b>PROFESSIONAL SERVICES</b>	<b>—</b>
Other Charges	—
Debt Service	—
Interagency Transfers	—
<b>TOTAL OTHER CHARGES</b>	<b>—</b>
Acquisitions	—
Major Repairs	—
<b>TOTAL ACQ. &amp; MAJOR REPAIRS</b>	<b>—</b>
<b>TOTAL EXPENDITURES</b>	<b>\$15,022,918</b>

**AUTHORIZED POSITIONS**

	FTE
Classified	—
Unclassified	—
<b>TOTAL AUTHORIZED T.O. POSITIONS</b>	<b>—</b>
<b>TOTAL AUTHORIZED OTHER CHARGES POSITIONS</b>	<b>—</b>
<b>TOTAL NON-T.O. FTE POSITIONS</b>	<b>—</b>

Question	Narrative Response
Explain the need for this request.	See Attachment
Cite performance indicators for the adjustment.	N/A
What would the impact be if this is not funded?	N/A
Is revenue a fixed amount or can it be adjusted?	N/A
Is the expenditure of these revenues restricted?	N/A
Additional information or comments.	N/A

Continuation Budget Adjustments - by Program

Office of State Police  
Traffic Enforcement Program  
Filed

Position Number	Last Name	Emp First Name	Job Title	Salary Object	Cost Center	Fund	Employee Count	Cur Year Sal	CPG Annualization	CPG Year 2	Perf Adjust Year 2	MA Inc Y2	Requested Salary	Retirement Plan	Employer Retirement	State Police	Teachers Retirement	Employer OSDI	Employer Medicare	Employer Medical	Employer Life	Total Benefits	Total Salaries and RB
7000009	MASSEY	VERONICA	ADMIN PROG SPEC C	0005110010	4191012206	4190000200	1	64,480	-	-	-	1,823	66,303	LAS1	27,781			961	7,392	72	8,425	36,206	8,425
50569762	MOERSCHBAECH	JOHN	State Police Major	0005110010	4191012271	4190000201	1	151,009	-	-	-	-	151,009	LSPR		101,689			2,190	15,692	10	14,944	15,692
50393893	JINKS	ROBERT	State Police Major	0005110010	4191012272	41900G0400	1	151,009	-	-	-	-	151,009	LSPR		93,060			2,004	12,930	10	14,944	14,944
127935	GETTLE	CORDELL	State Police Major	0005110010	4191012273	41900G0400	1	138,195	-	-	-	-	138,195	LSPR		19,169			663	15,502		14,165	33,334
7018916	HEARD	PATRICIA	ADMIN ASSISTANT 4	0005110010	4191012273	41900G0400	1	44,491	-	-	-	1,258	45,749	LASS									
7000359	MARTEL	JACOB	MECHANIC 3	0005110010	4191012273	41900G0400	1	45,531	-	-	-	1,287	46,818	LASS		19,617			679	7,392	48	8,119	27,736
7077323	REICHHARDT	JAMIE	MECHANIC SUPERVISOR A	0005110010	4191012273	41900G0400	1	65,208	-	-	-	1,843	67,051	LASE		28,094			972	7,392		8,364	36,458
50389304	ANDERSON	ROGER	State Police Trooper	0005110010	4191012274	41900P3900	1	73,364	-	-	-	-	73,364	LSP1		49,404			1,064			1,064	1,064
5046752	ARABIE	DYLAN	State Police Trooper	0005110010	4191012274	4190000201	1	65,183	-	-	-	-	65,183	LSP1		43,894			945	7,834	5	8,784	8,784
5066745	AUZENNE	RUSSELL	State Police Trooper	0005110010	4191012274	41900P3900	1	85,049	-	-	-	-	85,049	LSPR		57,272			1,233	8,473		9,706	9,706
50321226	BASCOMBE	TAYLOR	State Police Trooper	0005110010	4191012274	41900G0400	1	71,228	-	-	-	-	71,228	LSP1		47,965			1,033	2,671		3,704	3,704
5052361	BEADLEY	ROCK	State Police Trooper	0005110010	4191012274	41900P3900	1	61,206	-	2,790	-	-	63,995	LSP1		43,095			928			48	8,368
5059830	BERGERON	DERRICK	State Police Trooper	0005110010	4191012274	41900P3900	1	71,228	-	-	-	-	71,228	LSP1		47,965			1,033	13,502		14,541	14,541
50343635	BROWN	JOHNATHAN	State Police Cadet	0005110010	4191012274	41900P3900	1	56,590	-	3,732	-	-	60,322	LSP1		40,621			875		36	911	911
7000208	CARMOLICHE	DEVIN	State Police Cadet	0005110010	4191012274	41900P3900	1	56,590	-	3,732	-	-	60,322	LSP1		40,621			875	8,473		9,348	9,348
7112881	CARROLL	TOMMY	STATE POLICE MASTER TROOPER	0005110010	4191012274	41900G0400	1	98,596	-	-	-	-	98,596	LSPR		66,394			1,430	8,473	252	10,155	10,155
7018792	CHANTLIN	ALEXANDR	STATE POLICE SERGEANT	0005110010	4191012274	41900P3900	1	81,068	-	-	-	-	81,068	LSP1		54,591			1,175	13,502	72	14,749	14,749
113022	CHATTMAN	JEFFREY	State Police Trooper	0005110010	4191012274	4190000201	1	65,183	-	-	-	-	65,183	LSP1		43,894			945	8,473		9,418	9,418
7018417	DAMICO	BRUCE	STATE POLICE MASTER TROOPER	0005110010	4191012274	41900P3900	1	98,596	-	-	-	-	98,596	LSPR		66,394			1,430	13,502		14,932	14,932
7018880	DERRICK	GRANT	State Police Cadet	0005110010	4191012274	41900P3900	1	56,228	-	-	-	-	56,228	LSP1		37,884			815	13,502		14,317	14,317
7136136	DOWDLE	GRACIE	State Police Cadet	0005110010	4191012274	41900P3900	1	56,590	-	3,732	-	-	60,322	LSP1		40,621			875			875	875
5048563	DUPREE	JAMES	State Police Trooper	0005110010	4191012274	41900P3900	1	67,139	-	-	-	-	67,139	LSPR		45,211			974	13,502	72	14,548	14,548
50306566	EVANS	JESSIE	STATE POLICE LIEUTENANT	0005110010	4191012274	41900P3900	1	123,999	-	-	-	-	123,999	LSPR		83,501			1,798	7,392		9,190	9,190
50642653	GREENE	JOHN	State Police Trooper	0005110010	4191012274	41900P3900	1	71,228	-	-	-	-	71,228	LSP1		47,965			1,033	8,473		9,506	9,506
5056917	GIURGOZ	MATTHEW	State Police Trooper	0005110010	4191012274	4190000201	1	65,183	-	-	-	-	65,183	LSP1		43,894			945	7,392	48	8,368	8,368
7000360	GULLIAMS	JACOB	State Police Trooper	0005110010	4191012274	41900P3900	1	67,139	-	-	-	-	67,139	LSP1		45,211			974	8,473	72	9,519	9,519
50514136	HEARD	STUART	State Police Trooper	0005110010	4191012274	41900G0400	1	65,183	-	-	-	-	65,183	LSP1		43,894			945			945	945
50513033	HERN	ANDREW	State Police Trooper	0005110010	4191012274	41900G0400	1	61,206	-	2,790	-	-	63,995	LSP1		43,095			928		36	964	964
172233	JORDAN	WILLIAM	STATE POLICE LIEUTENANT	0005110010	4191012274	41900P3900	1	120,388	-	-	-	-	120,388	LSPR		81,069			1,746	13,502	7	15,255	15,255
7112896	KELLEY	DONALD	State Police Cadet	0005110010	4191012274	41900P3900	1	57,914	-	-	-	-	57,914	LSP1		39,000			840	13,502	48	14,390	14,390
7018974	KELLY II	WILLIE	STATE POLICE MASTER TROOPER	0005110010	4191012274	41900P3900	1	98,596	-	-	-	-	98,596	LSPR		66,394			1,430	13,502		14,932	14,932
7018036	LEBOEUF	RICHARD	State Police Trooper	0005110010	4191012274	41900P3900	1	57,914	-	-	-	-	57,914	LSP1		39,000			840	7,684	48	8,572	8,572
7018053	LEDET	TYLER	State Police Trooper	0005110010	4191012274	41900P3900	1	67,139	-	-	-	-	67,139	LSP1		45,211			974	4,618		5,592	5,592
5064190	LEE	OSCAR	State Police Trooper	0005110010	4191012274	41900G0400	1	71,228	-	-	-	-	71,228	LSPR		47,965			1,033	8,473		9,506	9,506
7017857	LEGER	CASEY	State Police Trooper	0005110010	4191012274	41900G0400	1	71,228	-	-	-	-	71,228	LSP1		47,965			1,033	3,063	48	4,144	4,144
50408400	LEI	RYAN	State Police Trooper	0005110010	4191012274	4190000201	1	65,183	-	-	-	-	65,183	LSP1		43,894			945	3,063	60	4,068	4,068
50320834	LINEBAUGH	KIERRA	State Police Cadet	0005110010	4191012274	41900P3900	1	57,914	-	-	-	-	57,914	LSP1		39,000			840	7,392	48	8,280	8,280
50543636	MACHEN	JOSHUA	STATE POLICE SERGEANT	0005110010	4191012274	41900P3900	1	81,068	-	-	-	-	81,068	LSP1		54,591			1,175	8,473	7	9,656	9,656
50651422	MADDOCKS	CLAY	State Police Trooper	0005110010	4191012274	41900G0400	1	65,183	-	-	-	-	65,183	LSP1		43,894			945	8,473		9,418	9,418
50542965	MADISON	GARRETT	STATE POLICE SERGEANT	0005110010	4191012274	41900G0400	1	78,706	-	-	-	-	78,706	LSPR		53,001			1,141	7,684	6	8,831	8,831
7018663	MALISTER	JEFFREY	State Police Trooper	0005110010	4191012274	4190000201	1	67,139	-	-	-	-	67,139	LSP1		45,211			974	7,392	48	8,414	8,414
50411480	MCDONALD	KRISTIAN	STATE POLICE SERGEANT	0005110010	4191012274	41900P2900	1	108,948	-	-	-	-	108,948	LSPR		73,366			1,580	13,502		15,082	15,082
7018944	MCGEEHEE	ZACHARY	STATE POLICE SERGEANT	0005110010	4191012274	41900P3900	1	74,188	-	-	-	-	74,188	LSP1		49,958			1,076	8,809	48	9,933	9,933
7018553	MELVIN	DARRIUS	State Police Trooper	0005110010	4191012274	41900G0400	1	57,914	-	-	-	-	57,914	LSP1		39,000			840	8,473	48	9,361	9,361
50551164	MENDOZA	KEITH	State Police Trooper	0005110010	4191012274	41900P3900	1	73,364	-	-	-	-	73,364	LSPR		49,404			1,064	13,502		14,566	14,566
50558921	MILLER	JAMES	State Police Trooper	0005110010	4191012274	41900P3900	1	85,049	-	-	-	-	85,049	LSPR		57,272			1,233	4,618	14	5,865	5,865
7018372	MITCHELL	CHANCE	State Police Trooper	0005110010	4191012274	4190000201	1	65,183	-	-	-	-	65,183	LSP1		43,894			945	8,809	48	9,802	9,802
50532270	NELSON	CHAD	STATE POLICE SERGEANT	0005110010	4191012274	41900P3900	1	112,217	-	-	-	-	112,217	LSPR		75,567			1,627	13,502	96	15,225	15,225
50509869	NICHOLAS	JASON	STATE POLICE MASTER TROOPER	0005110010	4191012274	41900P3900	1	101,553	-	-	-	-	101,553	LSPR		68,386			1,473	8,473		9,946	9,946
7018612	NICOSIA	AARON	State Police Captain	0005110010	4191012274	41900P3900	1	141,130	-	-	-	-	141,130	LSPR		95,037			2,046	13,502		15,548	15,548
5039370	ODROYNE	LUCAS	State Police Trooper	0005110010	4191012274	41900G0400	1	57,914	-	-	-	-	57,914	LSP1		39,000							

Continuation Budget Adjustments - by Program

Office of State Police  
Traffic Enforcement Program  
Filed

Position Number	Last name	Emp First Name	Job Title	Salary Object	Cost Center	Fund	Employee Count	Cur Year Sal	CPG Annualization	CPG Year 2	Perf Adjust Year 2	MA Inc Y2	Requested Salary	Retirement Plan	Employer Retirement	State Police	Teachers Retirement	Employer OSDI	Employer Medicare	Employer Medical	Employer Life	Total Benefits	Total Salaries and RB
7000239	CLARK	DAVID	STATE POLICE MASTER TROOPER	0005110010	4191012275	41900G0400	1	92,936	-	-	-	-	92,936	LSPR	-	62,583	-	-	1,348	8,473	144	9,965	9,965
50559021	CONSTERDINE	DAIMAN	State Police Trooper	0005110010	4191012275	41900G0400	1	92,936	-	-	-	-	92,936	LSPR	-	62,583	-	-	1,348	8,296	144	8,788	8,788
7112860	CORNETTE	JACOB	State Police Trooper	0005110010	4191012275	41900G0400	1	67,139	-	-	-	-	67,139	LSP1	-	45,211	-	-	974	7,684	-	8,658	8,658
50509872	DEAN	DOMINIC	State Police Cadet	0005110010	4191012275	41900P3900	1	56,590	3,732	-	-	-	60,322	LSP1	-	40,621	-	-	875	7,392	4	8,271	8,271
50552024	DEBENEDETTO	MONTY	STATE POLICE LIEUTENANT	0005110010	4191012275	41900G0400	1	103,847	-	-	-	-	103,847	LSPR	-	69,931	-	-	1,506	13,502	6	15,914	15,914
7018078	DESSENS	TIMOTHY	State Police Trooper	0005110010	4191012275	4190000201	1	65,183	-	-	-	-	65,183	LSP1	-	43,894	-	-	945	-	-	945	945
50543826	DUNCAN	MINDY	ADMIN ASSISTANT 4	0005110010	4191012275	41900G0400	1	47,070	-	-	-	1,331	48,401	LASE	-	20,280	-	-	702	8,473	-	9,175	29,455
7124265	EMERY III	NATHANIEL	State Police Trooper	0005110010	4191012275	41900P3900	1	67,139	-	-	-	-	67,139	LSP1	-	-	-	-	974	7,392	-	8,366	8,366
7000254	EVANS JR	NATHANIEL	State Police Trooper	0005110010	4191012275	41900G0400	1	92,936	-	-	-	-	92,936	LSPR	-	62,583	-	-	1,348	7,392	-	8,740	8,740
50558679	FAROUHAR	RONALD	STATE POLICE MASTER TROOPER	0005110010	4191012275	41900G0400	1	101,553	-	-	-	-	101,553	LSPR	-	68,386	-	-	1,473	12,930	648	15,051	15,051
7077358	GARCIA	JOSEPH	STATE POLICE LIEUTENANT	0005110010	4191012275	41900G0400	1	123,999	-	-	-	-	123,999	LSPR	-	83,501	-	-	1,798	13,502	252	15,552	15,552
50543272	GALTHREAUX	JEFFERY	State Police Trooper	0005110010	4191012275	41900G0400	1	71,228	-	-	-	-	71,228	LSP1	-	47,965	-	-	1,033	-	-	1,033	1,033
7129398	GILBERT	KEVIN	STATE POLICE LIEUTENANT	0005110010	4191012275	41900P2900	1	123,999	-	-	-	-	123,999	LSPR	-	83,501	-	-	1,798	13,502	-	15,300	15,300
50411011	HALL	BRIAN	STATE POLICE SERGEANT	0005110010	4191012275	41900G0400	1	78,706	-	-	-	-	78,706	LSP1	-	53,001	-	-	1,141	13,502	-	14,643	14,643
7019472	HARDY	JEANFRITZ	State Police Trooper	0005110010	4191012275	4190000201	1	65,183	-	-	-	-	65,183	LSP1	-	43,894	-	-	945	8,436	6	9,387	9,387
50509842	HARPER	MATTHEW	State Police Trooper	0005110010	4191012275	4190000201	1	63,285	-	-	-	-	63,285	LSP1	-	42,616	-	-	918	7,392	-	8,315	8,315
7000526	HAUGEN	TYRONE	POLICE SERGEANT-A	0005110010	4191012275	41900G0400	1	70,346	-	-	-	-	70,346	LASD	-	-	-	1,020	13,502	-	14,522	14,522	
50558908	HELLAND	BRANDON	State Police Trooper	0005110010	4191012275	41900G0400	1	57,914	-	-	-	-	57,914	LSP1	-	39,000	-	-	840	7,392	36	8,268	8,268
7018549	JAMES	AARON	State Police Trooper	0005110010	4191012275	41900P3900	1	67,139	-	-	-	-	67,139	LSP1	-	45,211	-	-	974	13,502	60	14,536	14,536
50511728	JONES	CHARLES	State Police Cadet	0005110010	4191012275	41900P3900	1	56,228	-	-	-	-	56,228	LSP1	-	37,864	-	-	815	4,674	48	5,537	5,537
7018878	JOUBERT	CHRISTOPHER	POLICE LIEUTENANT A	0005110010	4191012275	41900G0400	1	78,603	-	-	-	1,831	80,434	LHND	-	33,702	-	-	1,168	7,392	-	8,558	42,260
50404954	KATZMAN	DESMOND	STATE POLICE SERGEANT	0005110010	4191012275	41900G0400	1	99,703	-	-	-	-	99,703	LSPR	-	67,140	-	-	1,446	13,502	96	15,044	15,044
50413789	KENDRICK	JULIUS	State Police Trooper	0005110010	4191012275	41900G0400	1	65,183	-	-	-	-	65,183	LSP1	-	43,894	-	-	945	8,473	60	9,478	9,478
7000255	LITTLETON	JEFFERY	STATE POLICE MASTER TROOPER	0005110010	4191012275	41900P3900	1	101,553	-	-	-	-	101,553	LSPR	-	68,386	-	-	1,473	7,392	-	8,865	8,865
50512269	LOPEZ	CARLOS	State Police Trooper	0005110010	4191012275	41900P3900	1	67,139	-	-	-	-	67,139	LSP1	-	45,211	-	-	974	7,392	48	8,414	8,414
7018132	LOPEZ	JOHN	State Police Trooper	0005110010	4191012275	41900G0400	1	57,914	-	-	-	-	57,914	LSP1	-	39,000	-	-	840	7,392	48	8,280	8,280
50380458	LOUVIERE	SEAN	State Police Trooper	0005110010	4191012275	4190000201	1	67,139	-	-	-	-	67,139	LSP1	-	45,211	-	-	974	8,473	72	9,519	9,519
7000217	MARILLANES	COMMUNICATIONS OFFICER 3	0005110010	4191012275	41900G0400	53,227	1,505	54,732	LAS1	-	-	-	54,732	LSP1	-	22,933	-	-	794	12,930	-	13,724	13,724
50543017	MARTIN	DANIELLE	State Police Trooper	0005110010	4191012275	41900G0400	1	57,914	-	-	-	-	57,914	LSP1	-	39,000	-	-	840	7,392	48	8,280	8,280
50655803	MCCONNELL	RALPH DAVE	POLICE OFFICER 3-A	0005110010	4191012275	41900G0400	1	61,443	-	-	-	-	61,443	LHND	-	25,745	-	-	891	12,930	-	13,821	39,566
5040519	MCCONNELL	THOMAS	POLICE SERGEANT-A	0005110010	4191012275	41900G0400	1	70,346	-	-	-	-	70,346	LSPR	-	29,475	-	-	1,033	7,392	-	8,412	37,887
7000227	MARCISSE	CORY	State Police Trooper	0005110010	4191012275	41900G0400	1	57,914	-	-	-	-	57,914	LSP1	-	39,000	-	-	840	7,392	48	8,280	8,280
7112191	NICCOLINI	BENJAMIN	State Police Trooper	0005110010	4191012275	41900P3900	1	71,228	-	-	-	-	71,228	LSP1	-	47,965	-	-	1,033	8,473	48	9,554	9,554
7019089	ODOM	MICHELLE	POLICE OFFICER 3-A	0005110010	4191012275	41900G0400	1	55,661	-	-	-	1,573	57,234	LHND	-	23,981	-	-	1,033	8,473	-	9,506	9,506
7000252	PERRIT	DANIEL	STATE POLICE MASTER TROOPER	0005110010	4191012275	41900G0400	1	98,596	-	-	-	-	98,596	LSPR	-	66,394	-	-	1,430	13,502	96	15,028	15,028
18638	PORCHE	PHILIP	STATE POLICE SERGEANT	0005110010	4191012275	41900P3900	1	99,703	-	-	-	-	99,703	LSPR	-	67,140	-	-	1,446	8,473	96	10,015	10,015
50477008	RAND	PAUL	State Police Trooper	0005110010	4191012275	41900P3900	1	90,229	-	-	-	-	90,229	LSPR	-	60,760	-	-	1,308	13,502	-	14,810	14,810
50319269	REED	HENRY	STATE POLICE MASTER TROOPER	0005110010	4191012275	41900G0400	1	101,553	-	-	-	-	101,553	LSPR	-	68,386	-	-	1,473	7,392	25	8,890	8,890
182087	RICHARD	TAGIE	STATE POLICE SERGEANT	0005110010	4191012275	41900P3900	1	78,706	-	-	-	-	78,706	LSP1	-	53,001	-	-	1,141	7,392	60	8,593	8,593
7018467	ROMANO	SHAWN	STATE POLICE SERGEANT	0005110010	4191012275	41900G0400	1	112,217	-	-	-	-	112,217	LSPR	-	75,567	-	-	1,627	7,392	-	9,019	9,019
5065167	ROUSSEL	LAWRENCE	State Police Trooper	0005110010	4191012275	41900P3900	1	71,228	-	-	-	-	71,228	LSP1	-	47,965	-	-	1,033	13,502	60	14,595	14,595
50554571	SAVOY	KEITH	State Police Trooper	0005110010	4191012275	41900P3900	1	90,229	-	-	-	-	90,229	LSPR	-	60,760	-	-	1,308	8,473	72	9,853	9,853
50477024	SCIONEALX	JUSTIN	STATE POLICE LIEUTENANT	0005110010	4191012275	41900G0400	1	110,172	-	-	-	-	110,172	LSPR	-	74,190	-	-	1,597	7,392	7	8,996	8,996
7000455	SHAPPLEY	CAMERON	STATE POLICE SERGEANT	0005110010	4191012275	41900P3900	1	78,706	-	-	-	-	78,706	LSP1	-	53,001	-	-	1,141	8,473	-	9,614	9,614
7000183	SIMMONS	MADALYN	ADMIN COORDINATOR 3	0005110010	4191012275	41900G0400	1	34,382	-	-	-	972	35,354	LAS5	-	14,813	-	-	513	-	-	513	15,326
7018738	SMITH	TERRANCE	State Police Trooper	0005110010	4191012275	41900G0400	1	65,183	-	-	-	-	65,183	LSP1	-	43,894	-	-	945	7,392	5	8,342	8,342
50393902	SNELL	BEAU	State Police Trooper	0005110010	4191012275	41900G0400	1	65,183	-	-	-	-	65,183	LSP1	-	43,894	-	-	945	14,037	5	14,897	14,897
7129457	STAHL	RALPH	STATE POLICE LIEUTENANT	0005110010	4191012275	41900P3900	1	116,881	-	-	-	-	116,881	LSPR	-	78,708	-	-	1,695	8,473	-	10,168	10,168
50393891	SUMMERFORD	CHARLES	State Police Trooper	0005110010	4191012275	41900P3900	1	67,139	-	-	-	-	67,139	LSP1	-	45,211	-	-	974	13,502	96	14,572	14,572
50509854	TAPE	CAMDEN	State Police Cadet	0005110010	4191012275	41900P3900	1	56,590	3,732	-	-	-	60,322	LSP1	-	40,621	-	-	875	7,392	4	8,271	8,271
50393936	THAXTON	DAVID	STATE POLICE SERGEANT	0005110010	4191012275	41900P3900	1	74,188	-	-	-	-	74,188	LSP1	-	49,958	-	-	1,076	13,702	96	14,874	14,874
7018464	TOLPI	CORY	State Police Cadet	0005110010	4191012275	41900P3900	1	56,228	-	-	-	-	56,228	LSP1	-	37,864	-	-	815	8,436	-	9,251	9,251
50509015	UHLK	SHELBY	State Police Cadet	0005110010	4191012275	41900G0400	1	56,590	3,732	-	-	-	60,322	LSP1	-	40,621	-	-	875	8,473	-	8,75	8,75
7018345	VERBYL	DEREK	POLICE OFFICER 3-A	0005110010	4191012275	41900G0400	1	57,304	-	-	-	1,620	58,924	LAS6	-	24,689	-	-	854	8,473	-	9,327	34,916
7017953	WHITEHEAD	STEVE	STATE POLICE SERGEANT	0005110010	4191012275	41900G0400	1	112,217	-	-	-	-	112,217	LSPR	-	75,567	-	-	1,627	13,502	-	15,129	15,129
7017922	WILLIS	THEN	State Police Trooper	0005110010	4191012275	41900P3900	1	57,914	-	-													

Continuation Budget Adjustments - by Program

Office of State Police  
Traffic Enforcement Program  
Filed

Position Number	Last Name	Emp First Name	Job Title	Salary Object	Cost Center	Fund	Employee Count	Cur Year Sal	CPG Annualization	CPG Year 2	Perf Adjust Year 2	MA Inc Y2	Requested Salary	Retirement Plan	Employer Retirement	State Police	Teachers Retirement	Employer OSDI	Employer Medicare	Employer Medical	Employer Life	Total Benefits	Total Salaries and RB	
5067045	LARVADAN	HALEIGH	State Police Cadet	0005110010	4191012276	4190000201	1	56,590	3,732	-	-	-	60,322	LSP1	-	40,621	-	875	7,392	36	8,303	8,303	39,000	
5054353	LATOLAIS	TYLER	State Police Trooper	0005110010	4191012276	41900G0400	1	57,914	-	-	-	-	57,914	LSP1	-	840	-	840	-	840	48	898	898	39,000
7129425	MARTIN	AUSTIN	State Police Trooper	0005110010	4191012276	41900G0400	1	57,914	-	-	-	-	57,914	LSP1	-	840	13,443	840	13,443	48	14,331	14,331	39,000	
50393905	MCKEE	JOSHUA	STATE POLICE LIEUTENANT	0005110010	4191012276	41900G0400	1	123,999	-	-	-	-	123,999	LSPR	-	1,798	13,502	-	1,798	13,502	-	15,300	15,300	39,000
50408209	NEFF	LEEAN	STATE POLICE MASTER TROOPER	0005110010	4191012276	41900G0400	1	85,049	-	-	-	-	85,049	LSPR	-	1,233	13,502	60	1,233	13,502	60	14,795	14,795	39,000
7000251	PAZ	KEITH	STATE POLICE SERGEANT	0005110010	4191012276	41900G0400	1	112,217	-	-	-	-	112,217	LSPR	-	1,627	13,502	-	1,627	13,502	-	15,129	15,129	39,000
50509019	REEVES	DEREK	State Police Trooper	0005110010	4191012276	4190000201	1	57,914	-	-	-	-	57,914	LSP1	-	840	13,502	48	840	13,502	48	14,390	14,390	39,000
50336584	ROCKWARD	DAMIAN	State Police Trooper	0005110010	4191012276	4190000201	1	67,139	-	-	-	-	67,139	LSP1	-	974	13,502	60	974	13,502	60	14,536	14,536	39,000
7129475	SCHENAYDRE	TROY	STATE POLICE LIEUTENANT	0005110010	4191012276	41900G0400	1	123,999	-	-	-	-	123,999	LSPR	-	1,798	12,930	-	1,798	12,930	-	14,728	14,728	39,000
7018823	SLAUGHTER	DUSTEN	State Police Trooper	0005110010	4191012276	41900G0400	1	73,364	-	-	-	-	73,364	LSP1	-	1,064	13,502	7	1,064	13,502	7	14,573	14,573	39,000
7018551	SPANHOWER	BLAKE	STATE POLICE SERGEANT	0005110010	4191012276	41900G0400	1	78,706	-	-	-	-	78,706	LSP1	-	1,141	14,037	48	1,141	14,037	48	15,226	15,226	39,000
7089253	TAYLOR	JAMON	State Police Trooper	0005110010	4191012276	4190000201	1	67,139	-	-	-	-	67,139	LSP1	-	974	8,473	60	974	8,473	60	9,507	9,507	39,000
50405015	TILFORD	BRANDON	State Police Trooper	0005110010	4191012276	4190000201	1	65,183	-	-	-	-	65,183	LSP1	-	945	7,392	5	945	7,392	5	8,342	8,342	39,000
50331801	TILL	MURRAY	STATE POLICE SERGEANT	0005110010	4191012276	41900G0400	1	112,217	-	-	-	-	112,217	LSPR	-	1,627	13,502	-	1,627	13,502	-	15,129	15,129	39,000
50542759	UPTON	DAVID	State Police Trooper	0005110010	4191012276	41900G0400	1	57,914	-	-	-	-	57,914	LSP1	-	840	12,930	48	840	12,930	48	13,818	13,818	39,000
50509857	VERRET	AUSTIN	State Police Cadet	0005110010	4191012276	4190000201	1	56,590	3,732	-	-	-	60,322	LSP1	-	40,621	-	875	7,392	36	3,882	3,882	39,000	
50543026	WALTERS	HENRY	State Police Trooper	0005110010	4191012276	4190000201	1	57,914	-	-	-	-	57,914	LSP1	-	840	7,392	48	840	7,392	48	8,280	8,280	39,000
50345953	WILLIAMS	RICHARD	State Police Trooper	0005110010	4191012276	41900G0400	1	71,228	-	-	-	-	71,228	LSP1	-	1,033	13,502	-	1,033	13,502	-	14,535	14,535	39,000
7000206	AXSON	ANDREW	STATE POLICE MASTER TROOPER	0005110010	4191012277	41900G0400	1	98,596	-	-	-	-	98,596	LSPR	-	1,388	13,502	-	1,388	13,502	-	14,892	14,892	39,000
7000050	BAILEY	MICHAEL	STATE POLICE MASTER TROOPER	0005110010	4191012277	41900G0400	1	95,724	-	-	-	-	95,724	LSPR	-	1,388	8,473	-	1,388	8,473	-	9,861	9,861	39,000
7019786	BAKER	JULIA	STATE POLICE SERGEANT	0005110010	4191012277	41900G0400	1	74,188	-	-	-	-	74,188	LSP1	-	1,076	8,473	72	1,076	8,473	72	9,621	9,621	39,000
50395913	BELLARD	DALLAS	STATE POLICE LIEUTENANT	0005110010	4191012277	41900G0400	1	123,999	-	-	-	-	123,999	LSPR	-	1,798	13,502	-	1,798	13,502	-	15,300	15,300	39,000
7018041	BERRY	DEREK	State Police Trooper	0005110010	4191012277	4190000201	1	71,228	-	-	-	-	71,228	LSP1	-	974	7,392	144	974	7,392	144	8,569	8,569	39,000
130324	BOLLICION	RANDY	State Police Trooper	0005110010	4191012277	4190000201	1	67,139	-	-	-	-	67,139	LSP1	-	974	7,684	-	974	7,684	-	8,658	8,658	39,000
7018960	BORGES	ADAM	State Police Trooper	0005110010	4191012277	41900G0400	1	65,183	-	-	-	-	65,183	LSP1	-	945	12,930	48	945	12,930	48	13,923	13,923	39,000
7129401	BUTLER	ROY	State Police Trooper	0005110010	4191012277	41900G0400	1	57,914	-	-	-	-	57,914	LSP1	-	840	8,473	48	840	8,473	48	9,361	9,361	39,000
50509016	CAPON	DESHAWN	State Police Cadet	0005110010	4191012277	41900G0400	1	56,590	3,732	-	-	-	60,322	LSP1	-	40,621	-	875	7,392	36	5,585	5,585	39,000	
50509958	CHAMBERLAIN	DANIEL	STATE POLICE SERGEANT	0005110010	4191012277	41900G0400	1	105,775	-	-	-	-	105,775	LSPR	-	1,446	13,502	144	1,446	13,502	144	15,180	15,180	39,000
50406051	CLARK	DEVIN	State Police Trooper	0005110010	4191012277	41900G0400	1	65,183	-	-	-	-	65,183	LSP1	-	945	7,392	5	945	7,392	5	8,342	8,342	39,000
7000527	CRAIN	KIARA	ADMIN COORDINATOR 3	0005110010	4191012277	41900G0400	1	34,861	-	-	-	985	35,846	LASS	-	520	2,671	4	520	2,671	4	3,195	3,195	39,000
50567704	CRANFORD	CHRISTOPHER	STATE POLICE SERGEANT	0005110010	4191012277	41900G0400	1	98,703	-	-	-	-	98,703	LSPR	-	1,446	67,140	60	1,446	67,140	60	69,979	69,979	39,000
50543029	DAVIS	AUSTIN	State Police Cadet	0005110010	4191012277	41900G0400	1	56,590	3,732	-	-	-	60,322	LSP1	-	40,621	-	875	7,392	-	14,377	14,377	39,000	
7018505	DONAHOE	JONATHAN	STATE POLICE LIEUTENANT	0005110010	4191012277	41900G0400	1	123,999	-	-	-	-	123,999	LSPR	-	1,798	7,392	-	1,798	7,392	-	9,190	9,190	39,000
7013332	GRAFFIA	ROLAND	STATE POLICE SERGEANT	0005110010	4191012277	41900G0400	1	57,914	-	-	-	-	57,914	LSP1	-	840	13,502	48	840	13,502	48	14,390	14,390	39,000
7000008	GREMILLION	BRAD	State Police Captain	0005110010	4191012277	41900G0400	1	141,130	-	-	-	-	141,130	LSPR	-	2,046	13,502	-	2,046	13,502	-	15,548	15,548	39,000
18604	GUIDRY	JOSHUA	State Police Trooper	0005110010	4191012277	4190000201	1	65,183	-	-	-	-	65,183	LSP1	-	945	2,671	5	945	2,671	5	3,621	3,621	39,000
7000429	HARPER	GARY	STATE POLICE LIEUTENANT	0005110010	4191012277	41900G0400	1	120,388	-	-	-	-	120,388	LSPR	-	1,748	12,930	-	1,748	12,930	-	14,676	14,676	39,000
50408202	HENRIKSON	BRETT	STATE POLICE SERGEANT	0005110010	4191012277	41900G0400	1	93,980	-	-	-	-	93,980	LSPR	-	1,363	13,502	60	1,363	13,502	60	14,926	14,926	39,000
50509828	HOWARD	DANIEL	STATE POLICE MASTER TROOPER	0005110010	4191012277	41900G0400	1	95,724	-	-	-	-	95,724	LSPR	-	1,388	8,473	-	1,388	8,473	-	9,861	9,861	39,000
50380439	JAMES	THEODORE	STATE POLICE LIEUTENANT	0005110010	4191012277	41900G0400	1	113,477	-	-	-	-	113,477	LSPR	-	1,645	13,502	-	1,645	13,502	-	15,147	15,147	39,000
50475183	JONES	TONYA	ADMIN ASSISTANT 4	0005110010	4191012277	41900G0400	1	49,962	-	-	-	1,412	51,374	LASE	-	745	7,392	-	745	7,392	-	8,137	8,137	39,000
7077369	LAVERGNE	BRYAN	STATE POLICE SERGEANT	0005110010	4191012277	41900G0400	1	108,948	-	-	-	-	108,948	LSPR	-	1,580	8,473	96	1,580	8,473	96	10,149	10,149	39,000
7077350	LAVIGNE	ETHAN	State Police Trooper	0005110010	4191012277	4190000201	1	67,139	-	-	-	-	67,139	LSP1	-	974	13,502	48	974	13,502	48	14,524	14,524	39,000
7135803	LOCKER	CHET	State Police Trooper	0005110010	4191012277	4190000201	1	71,228	-	-	-	-	71,228	LSP1	-	1,033	8,980	-	1,033	8,980	-	10,013	10,013	39,000
7000153	MANCHESTER	SETH	MECHANIC SUPERVISOR A	0005110010	4191012277	41900G0400	1	64,126	-	-	-	1,813	65,939	LAS1	-	956	12,930	48	956	12,930	48	13,934	13,934	39,000
50499619	MARTIN	SHAUNIE	State Police Trooper	0005110010	4191012277	41900G0400	1	87,601	-	-	-	-	87,601	LSPR	-	58,991	8,473	72	58,991	8,473	72	67,465	67,465	39,000
50542972	MOORE	JESSE	State Police Trooper	0005110010	4191012277	41900G0400	1	57,914	-	-	-	-	57,914	LSP1	-	840	8,079	60	840	8,079	60	8,979	8,979	39,000
50663860	NAQUIN	LANDRY	State Police Trooper	0005110010	4191012277	4190000201	1	67,139	-	-	-	-	67,139	LSP1	-	974	7,392	48	974	7,392	48	8,414	8,414	39,000
7000524	POINCON	SIMON	State Police Trooper	0005110010	4191012277	41900G0400	1	57,914	-	-	-	-	57,914	LSP1	-	840	8,232	-	840	8,232	-	9,072	9,072	39,000
7018015	RAUCH	GREGORY	STATE POLICE SERGEANT	0005110010	4191012277	41900G0400	1	112,217	-	-	-	-	112,217	LSPR	-	1,627	13,502	-	1,627	13,502	-	15,129	15,129	39,000
17825	REICHARDT	CHRISTOPHER	State Police Trooper	0005110010	4191012277	4190000201	1	65,183	-	-	-	-	65,183	LSP1	-	945	13,502	48	945	13,502	48	14,495	14,495	39,000
7018820	RICHARD	MURPHY	State Police Trooper	0005110010	4191012277	41900G0400	1	71,228	-	-	-	-	71,228	LSP1	-	974	7,392	-	974	7,392	-	8,366		

Continuation Budget Adjustments - by Program

Office of State Police  
Traffic Enforcement Program  
Fiscal

Position Number	Last name	Emp First Name	Job Title	Salary Object	Cost Center	Fund	Employee Count	Cur Year Sal	CPG Annualization	CPG Year 2	Perf Adjust Year 2	MA Inc Y2	Requested Salary	Retirement Plan	Employer Retirement	State Police	Teachers Retirement	Employer OSDI	Employer Medicare	Employer Medical	Employer Life	Total Salaries and RB
50319814	CRAIG	BROCKE	State Police Trooper	0005110010	4191012278	41900P3900	1	57,914	-	-	-	-	57,914	LSP1	-	39,000	-	840	7,392	-	-	8,232
50532357	CYRAN	TREY	State Police Trooper	0005110010	4191012278	41900G0400	1	65,183	-	-	-	-	65,183	LSP1	-	43,894	945	13,502	5	14,452	-	14,452
50509827	DAVIS	WILLIAM	State Police Cadet	0005110010	4191012278	41900P3900	1	56,590	3,732	-	-	-	60,322	LSP1	-	40,621	875	13,502	36	14,413	-	14,413
7127954	DESALVO	BRENNAN	State Police Trooper	0005110010	4191012278	4190000201	1	71,228	-	-	-	-	71,228	LSP1	-	47,965	1,033	13,502	-	14,535	-	14,535
50532352	DONOVAN	TRISTEN	State Police Trooper	0005110010	4191012278	41900P3900	1	57,914	-	-	-	-	57,914	LSP1	-	39,000	840	13,502	36	14,378	-	14,378
50532327	DORÉ	CHARLES	State Police Trooper	0005110010	4191012278	41900P3900	1	57,914	-	-	-	-	57,914	LSP1	-	39,000	840	13,502	-	14,342	-	14,342
7017790	DUCCOTE	SARAH	COMMUNICATIONS OFFICER 3	0005110010	4191012278	41900G0400	1	39,770	-	-	-	1,124	40,894	LAS5	17,134	45,211	593	7,392	48	8,033	25,167	25,167
7017954	DUJON	ROWLAND	State Police Trooper	0005110010	4191012278	4190000201	1	67,139	-	-	-	-	67,139	LSP1	-	974	13,502	60	14,536	-	-	14,536
50532357	ELLIOTT	ADRIENNE	COMMUNICATIONS OFFICER 3	0005110010	4191012278	41900G0400	1	40,123	-	-	-	1,134	41,257	LAS5	17,287	598	7,392	96	8,086	25,373	-	25,373
50372183	EVANS	PAIGE	COMMUNICATIONS OFFICER 3	0005110010	4191012278	41900G0400	1	39,770	-	-	-	1,124	40,894	LAS5	17,134	593	7,392	-	7,985	25,119	-	25,119
50509847	FITTE	MICHAEL	STATE POLICE LIEUTENANT	0005110010	4191012278	41900G0400	1	123,999	-	-	-	-	123,999	LSFR	-	83,501	1,798	8,473	-	10,271	10,271	10,271
7000229	FLYNN	LATERICKA	ADMIN ASSISTANT 4	0005110010	4191012278	41900G0400	1	44,970	-	-	-	1,271	46,241	LAS6	19,375	47,965	1,033	4,890	48	5,961	870	20,045
50543841	HANDY	BRIAN	STATE POLICE SERGEANT	0005110010	4191012278	41900P3900	1	78,706	-	-	-	-	78,706	LSP1	-	53,001	1,141	13,502	-	14,643	14,643	14,643
50380459	HANNA	JOHN	STATE POLICE LIEUTENANT	0005110010	4191012278	41900G0400	1	123,999	-	-	-	-	123,999	LSFR	-	83,501	1,798	8,473	-	10,271	10,271	10,271
50390413	HARDING	ALLEN	State Police Trooper	0005110010	4191012278	4190000201	1	71,228	-	-	-	-	71,228	LSP1	-	47,965	1,033	13,502	48	14,961	14,961	14,961
50477022	HEBERT	AARON	STATE POLICE SERGEANT	0005110010	4191012278	41900P3900	1	93,980	-	-	-	-	93,980	LSFR	-	63,286	1,363	13,502	6	14,871	14,871	14,871
7018624	HENSON	JAMES	State Police Trooper	0005110010	4191012278	41900P3900	1	57,914	-	-	-	-	57,914	LSP1	-	39,000	840	13,502	5	14,347	14,347	14,347
50554945	HILLIS	CALTON	State Police Trooper	0005110010	4191012278	41900G0400	1	67,139	-	-	-	-	67,139	LSP1	-	45,211	974	13,502	48	14,524	14,524	14,524
17884	HUDDLE	KAYLEE	COMMUNICATIONS OFFICER 3	0005110010	4191012278	4190000201	1	40,123	-	-	-	1,134	41,257	LAS5	17,287	598	8,473	36	9,107	26,394	-	26,394
7018538	JACKSON	CHESTER	State Police Trooper	0005110010	4191012278	41900P3900	1	63,285	-	-	-	-	63,285	LSP1	-	918	8,473	-	9,391	9,391	9,391	
113011	JULIAN	TOBY	STATE POLICE SERGEANT	0005110010	4191012278	41900P3900	1	108,948	-	-	-	-	108,948	LSFR	-	73,366	1,580	8,473	96	10,149	10,149	10,149
7018383	LEA	KIMBERLY	ADMIN COORDINATOR 3	0005110010	4191012278	41900G0400	1	45,760	-	-	-	1,294	47,054	LASE	19,716	682	2,671	144	3,497	23,213	-	23,213
50862286	LEE	WILLIAM	State Police Trooper	0005110010	4191012278	41900P3900	1	71,228	-	-	-	-	71,228	LSP1	-	47,965	1,033	7,392	-	8,425	8,425	8,425
7018286	LEONARDS	KATHLEEN	COMMUNICATIONS OFFICER 3	0005110010	4191012278	41900G0400	1	48,152	-	-	-	1,361	49,513	LAS6	20,746	718	8,473	252	9,443	18,199	-	18,199
7018794	LEVY	BRANSON	State Police Trooper	0005110010	4191012278	41900P3900	1	57,914	-	-	-	-	57,914	LSP1	-	39,000	840	7,392	48	8,280	8,280	8,280
50321401	MARTIN	DANIEL	COMMUNICATIONS OFFICER 1	0005110010	4191012278	41900G0400	1	33,565	2,178	-	-	1,347	37,911	LAS5	15,541	538	7,392	-	7,930	23,471	-	23,471
7000190	MARTIN	RATEL	STATE POLICE MASTER TROOPER	0005110010	4191012278	41900P3900	1	101,553	-	-	-	-	101,553	LSP1	-	68,386	875	13,502	14	8,879	8,879	8,879
7129451	MOTES	RYAN	State Police Trooper	0005110010	4191012278	41900G0400	1	65,183	-	-	-	-	65,183	LSP1	-	43,894	945	8,473	60	9,478	9,478	9,478
50661596	NOUVEN	MATHEW	State Police Trooper	0005110010	4191012278	41900P3900	1	92,936	-	-	-	-	92,936	LSFR	-	62,583	1,348	8,473	6	9,827	9,827	9,827
5058654	NORRIS	JOSEPH	STATE POLICE SERGEANT	0005110010	4191012278	41900P3900	1	102,694	-	-	-	-	102,694	LSP1	-	69,154	1,695	13,502	-	14,991	14,991	14,991
7129322	PENNINGSON	JAYSON	State Police Trooper	0005110010	4191012278	41900P3900	1	71,228	-	-	-	-	71,228	LSP1	-	47,965	1,033	13,502	-	14,535	14,535	14,535
7018628	PEREZ	JUSTIN	STATE POLICE LIEUTENANT	0005110010	4191012278	41900G0400	1	120,388	-	-	-	-	120,388	LSFR	-	81,069	1,746	8,473	6	9,827	9,827	9,827
50513309	PERRY	WILLIAM	State Police Trooper	0005110010	4191012278	41900P3900	1	56,590	3,732	-	-	-	60,322	LSP1	-	40,621	875	13,502	5	14,980	14,980	14,980
50389780	PIKE	BRIAN	State Police Trooper	0005110010	4191012278	41900P3900	1	71,228	-	-	-	-	71,228	LSP1	-	47,965	1,033	8,473	72	9,578	9,578	9,578
7018926	RAINES	CHRISTOPHER	State Police Trooper	0005110010	4191012278	41900P3900	1	71,228	-	-	-	-	71,228	LSP1	-	47,965	1,033	7,392	-	8,425	8,425	8,425
50513484	ROBERTSON	KEITH	State Police Trooper	0005110010	4191012278	41900P3900	1	87,601	-	-	-	-	87,601	LSFR	-	58,991	1,270	4,618	72	5,960	5,960	5,960
7017274	SAGER	AARON	State Police Trooper	0005110010	4191012278	4190000201	1	56,590	3,732	-	-	-	60,322	LSP1	-	40,621	875	4,674	36	5,585	5,585	5,585
7018667	SANDERS	SHANNON	State Police Trooper	0005110010	4191012278	41900P3900	1	57,914	-	-	-	-	57,914	LSP1	-	39,000	840	7,392	96	8,328	8,328	8,328
50383878	SCRANTZ	ISAAC	State Police Trooper	0005110010	4191012278	4190000201	1	65,183	-	-	-	-	65,183	LSP1	-	43,894	945	4,618	36	5,599	5,599	5,599
50380438	SERLUNTINE	DANIEL	STATE POLICE SERGEANT	0005110010	4191012278	41900P3900	1	108,948	-	-	-	-	108,948	LSFR	-	73,366	1,580	13,502	144	15,226	15,226	15,226
7018618	SNELLGROVE	CHRISTOPHER	STATE POLICE LIEUTENANT	0005110010	4191012278	41900G0400	1	116,881	-	-	-	-	116,881	LSFR	-	78,708	1,695	7,392	7	9,094	9,094	9,094
7018816	STEPHENSON	BRANDON	State Police Trooper	0005110010	4191012278	41900P3900	1	71,228	-	-	-	-	71,228	LSP1	-	47,965	1,033	8,473	-	9,506	9,506	9,506
7000200	STOKES	JASON	State Police Captain	0005110010	4191012278	41900G0400	1	141,130	-	-	-	-	141,130	LSFR	-	95,037	2,046	8,473	-	10,519	10,519	10,519
50380460	TRAVIS	JOSEPH	STATE POLICE MASTER TROOPER	0005110010	4191012278	41900P3900	1	98,596	-	-	-	-	98,596	LSFR	-	66,394	1,430	8,473	144	10,047	10,047	10,047
50509860	WALLACE	TREVOR	State Police Trooper	0005110010	4191012278	4190000201	1	67,139	-	-	-	-	67,139	LSP1	-	45,211	974	13,502	48	14,524	14,524	14,524
7000174	WHITE	JASON	STATE POLICE LIEUTENANT	0005110010	4191012278	41900G0400	1	116,881	-	-	-	-	116,881	LSFR	-	73,366	1,695	13,502	-	15,197	15,197	15,197
7017870	WILLIAMSON	ERIC	CRIMINAL INVESTIGATOR 2	0005110010	4191012278	41900P3900	1	70,807	-	-	-	2,004	72,811	LHAD	30,550	1,057	13,502	96	11,533	31,703	-	31,703
50543027	WILLIS	SILAS	State Police Trooper	0005110010	4191012278	41900P3900	1	57,914	-	-	-	-	57,914	LSP1	-	39,000	840	13,930	-	13,770	13,770	13,770
50569465	BLANCHARD	RYAN	STATE POLICE SERGEANT	0005110010	4191012279	41900G0400	1	96,789	-	-	-	-	96,789	LSFR	-	65,184	1,404	13,502	6	14,912	14,912	14,912
5041968	BOLTON	JAVIER	STATE POLICE SERGEANT	0005110010	4191012279	41900G0400	1	99,703	-	-	-	-	99,703	LSFR	-	67,140	1,446	8,473	-	1,446	1,446	1,446
7000033	BRADSHAW	PEYTON	State Police Trooper	0005110010	4191012279	41900G0400	1	57,914	-	-	-	-	57,914	LSP1	-	39,000	840	7,684	5	8,529	8,529	8,529
7000184	BRAZZEL	WILLIAM	STATE POLICE MASTER TROOPER	0005110010	4191012279	41900G0400	1	101,553	-	-	-	-	101,553	LSFR	-	68,386	1,473	13,502	7	14,982	14,982	14,982
50466753	BRIGNAC	BRANTIS	State Police Trooper	0005110010	4191012279	41900G0400	1	65,183	-	-	-	-	65,183	LSP1	-	43,894	945	13,702	60	14,707	14,707	14,707
50494705	BUTCHER	RONALD	STATE POLICE SERGEANT	0005110010	4191012279	41900G0400	1	112,217	-	-	-	-	112,217	LSFR	-	75,567	1,627	13,502	-	15,129	15,129	15,129
50380411	CASTIN	KEITH	STATE POLICE MASTER TROOPER	0005110010	4191012279	41900G0400	1	98,596	-	-	-	-	98,596	LSFR	-	66,394	1,430	13,502	-	14,932	14,932	14,932
141598	CEDARS III	CLARK	State Police Trooper	0005110010																		



Continuation Budget Adjustments - by Program

Office of State Police  
Traffic Enforcement Program  
Fiscal

Position Number	Last name	Emp First Name	Job Title	Salary Object	Cost Center	Fund	Employee Count	Cur Year Sal	CPG Annualization	CPG Year 2	Perf Adjust Year 2	MA Inc Y2	Requested Salary	Retirement Plan	Employer Retirement	State Police	Teachers Retirement	Employer OSDI	Employer Medicare	Employer Medical	Employer Life	Total Benefits	Total Salaries and RB
50487381	LEBLANC	JAMES	MECHANIC SUPERVISOR A	0005110010	4191012279	4190000201	1	55,266	-	-	-	1,562	56,828	LAS1	23,811	39,000	-	824	4,618	-	5,442	29,253	29,253
50386758	LEE	SHANE	State Police Trooper	0005110010	4191012279	41900G0400	1	57,914	-	-	-	-	57,914	LSP1	-	840	14,308	-	15,208	-	-	15,208	15,208
7018864	MACKAY	MARK	STATE POLICE LIEUTENANT	0005110010	4191012279	41900G0400	1	120,388	-	-	-	-	120,388	LSPR	-	81,069	-	1,746	-	-	-	1,746	1,746
5055484	MCNEAL	DYLAN	State Police Cadet	0005110010	4191012279	4190000201	1	56,590	3,732	-	-	-	60,322	LSP1	-	40,621	-	875	7,392	5	8,272	8,272	8,272
7018254	MEDRAND	DAVID	STATE POLICE MASTER TROOPER	0005110010	4191012279	41900G0400	1	101,553	-	-	-	-	101,553	LSPR	-	68,386	-	1,473	8,473	-	-	9,946	9,946
7018054	MONTELONGO	KALEB	State Police Trooper	0005110010	4191012279	4190000201	1	67,139	-	-	-	-	67,139	LSP1	-	45,211	-	974	7,392	-	-	8,366	8,366
7017915	MORVANT	LARRY	State Police Trooper	0005110010	4191012279	41900G0400	1	71,228	-	-	-	-	71,228	LSP1	-	47,965	-	1,033	7,392	-	-	8,425	8,425
7018285	NATIONS	ARTHUR	State Police Trooper	0005110010	4191012279	41900G0400	1	57,914	-	-	-	-	57,914	LSP1	-	840	7,834	96	8,770	-	-	8,770	8,770
7018355	NEWELL	BRIDGETT	ADMIN ASSISTANT 4	0005110010	4191012279	41900G0400	1	41,309	-	-	-	1,168	42,477	LAS6	17,798	-	616	4,674	-	-	-	5,290	23,088
7112884	ODOM	AARON	State Police Cadet	0005110010	4191012279	41900G0400	1	56,590	3,732	-	-	-	60,322	LSP1	-	40,621	-	875	4,674	-	-	5,755	5,755
7018422	ROACH	CHANEIKA	ADMIN COORDINATOR 3	0005110010	4191012279	41900G0400	1	34,861	-	-	-	985	35,846	LAS5	15,019	-	520	4,674	72	5,296	20,285	20,285	
128538	SCORANTZ	MORGAN	State Police Cadet	0005110010	4191012279	41900G0400	1	56,590	3,732	-	-	-	60,322	LSP1	-	40,621	-	875	7,392	-	-	8,267	8,267
7018927	SPEARS	MICHAEL	STATE POLICE SERGEANT	0005110010	4191012279	41900G0400	1	112,217	-	-	-	-	112,217	LSPR	-	75,567	-	1,627	13,502	72	15,201	15,201	15,201
50406532	ST.ROMAIN	ADAM	STATE POLICE MASTER TROOPER	0005110010	4191012279	41900G0400	1	98,596	-	-	-	-	98,596	LSPR	-	66,394	-	1,430	8,473	7	1,437	1,437	1,437
7017980	STARLING	SHELTON	STATE POLICE SERGEANT	0005110010	4191012279	41900G0400	1	112,217	-	-	-	-	112,217	LSPR	-	75,567	-	1,627	13,502	72	15,201	15,201	15,201
50475311	STEWART	STEVEN	STATE POLICE SERGEANT	0005110010	4191012279	41900G0400	1	99,703	-	-	-	-	99,703	LSPR	-	67,140	-	1,446	13,502	96	15,044	15,044	15,044
7017840	STRICKLAND	CALEB	State Police Trooper	0005110010	4191012279	41900G0400	1	71,228	-	-	-	-	71,228	LSP1	-	47,965	-	1,033	7,834	5	8,872	8,872	8,872
7018254	THOMAS	SHAMME	State Police Cadet	0005110010	4191012279	4190000201	1	56,590	3,732	-	-	-	60,322	LSP1	-	40,621	-	875	8,809	60	9,744	9,744	9,744
7000291	THOMAS	JOEL	STATE POLICE LIEUTENANT	0005110010	4191012279	41900G0400	1	120,388	-	-	-	-	120,388	LSPR	-	81,069	-	1,746	13,502	-	-	15,248	15,248
50486559	WELCH	EMMANUEL	State Police Trooper	0005110010	4191012279	4190000201	1	71,228	-	-	-	-	71,228	LSP1	-	47,965	-	1,033	8,473	6	9,512	9,512	9,512
50509805	WENZEL	EMMANUEL	State Police Trooper	0005110010	4191012279	4190000201	1	71,228	-	-	-	-	71,228	LSP1	-	47,965	-	1,033	8,473	5	8,342	8,342	8,342
7000267	WIGGINS	ERIC	State Police Captain	0005110010	4191012279	41900G0400	1	141,130	-	-	-	-	141,130	LSPR	-	95,037	-	2,046	4,674	-	-	6,720	6,720
50542921	ANDERSON	CADE	State Police Trooper	0005110010	4191012280	41900G0400	1	57,914	-	-	-	-	57,914	LSP1	-	39,000	-	840	7,392	36	8,288	8,288	8,288
5046767	BARNARD	BRENT	STATE POLICE SERGEANT	0005110010	4191012280	41900G0400	1	78,706	-	-	-	-	78,706	LSPR	-	53,001	-	1,141	13,502	6	14,649	14,649	14,649
7128424	BATTISE	STRENG	STATE POLICE SERGEANT	0005110010	4191012280	41900G0400	1	112,217	-	-	-	-	112,217	LSPR	-	75,567	-	1,627	8,473	-	-	10,100	10,100
50470953	BRAUD	COLTON	STATE POLICE SERGEANT	0005110010	4191012280	41900G0400	1	74,188	-	-	-	-	74,188	LSP1	-	49,598	-	1,076	13,502	-	-	14,578	14,578
50532771	BROUSSARD	BRENTON	State Police Cadet	0005110010	4191012280	41900G0400	1	56,590	3,732	-	-	-	60,322	LSP1	-	40,621	-	875	8,809	48	9,732	9,732	9,732
19149	BUTLER	STUART	STATE POLICE MASTER TROOPER	0005110010	4191012280	41900G0400	1	98,596	-	-	-	-	98,596	LSPR	-	66,394	-	1,430	8,473	-	-	10,100	10,100
7017955	CAHN	JULIAN	State Police Trooper	0005110010	4191012280	41900G0400	1	80,167	-	-	-	-	80,167	LSPR	-	53,985	-	1,162	7,684	-	-	8,846	8,846
50380451	CAMPBELL	WILLIAM	STATE POLICE MASTER TROOPER	0005110010	4191012280	41900G0400	1	95,724	-	-	-	-	95,724	LSPR	-	64,461	-	1,388	5,296	-	-	6,684	6,684
71361311	CHOLEZ	HENRI	STATE POLICE LIEUTENANT	0005110010	4191012280	41900G0400	1	120,388	-	-	-	-	120,388	LSPR	-	81,069	-	1,746	13,502	96	15,248	15,248	15,248
7018196	DABADIE	ALISA	ADMIN ASSISTANT 4	0005110010	4191012280	41900G0400	1	49,941	-	-	-	1,412	51,353	LASE	21,517	-	745	7,392	-	-	8,137	29,654	
50662255	EDWARDS	CLEMIE	State Police Trooper	0005110010	4191012280	41900G0400	1	57,914	-	-	-	-	57,914	LSP1	-	39,000	-	840	4,880	48	5,768	5,768	
50662255	FANDAL	ABRY	State Police Trooper	0005110010	4191012280	4190000201	1	55,183	-	-	-	-	55,183	LSP1	-	43,894	-	945	7,392	-	-	8,337	8,337
7018633	FUSELIER	JACOB	State Police Trooper	0005110010	4191012280	4190000201	1	56,590	3,732	-	-	-	60,322	LSP1	-	40,621	-	875	7,392	-	-	8,267	8,267
7112867	GARON	PAUL	STATE POLICE SERGEANT	0005110010	4191012280	41900G0400	1	112,217	-	-	-	-	112,217	LSPR	-	75,567	-	1,627	13,502	-	-	15,129	15,129
7000195	GEE	BRADLEY	STATE POLICE SERGEANT	0005110010	4191012280	4190000201	1	78,706	-	-	-	-	78,706	LSP1	-	53,001	-	1,141	13,502	60	14,703	14,703	
7112864	GREG	EDDIE	State Police Trooper	0005110010	4191012280	41900G0400	1	57,914	-	-	-	-	57,914	LSP1	-	39,000	-	840	4,618	7	4,665	4,665	
7018669	GUINN JR	MELVIN	State Police Trooper	0005110010	4191012280	41900G0400	1	71,228	-	-	-	-	71,228	LSP1	-	47,965	-	1,033	12,930	72	14,035	14,035	
50599117	HELMSTETTER	FRANK	STATE POLICE LIEUTENANT	0005110010	4191012280	41900G0400	1	110,172	-	-	-	-	110,172	LSPR	-	74,190	-	1,597	13,502	-	-	15,099	15,099
50380424	HOWARD	JAMES	State Police Cadet	0005110010	4191012280	41900G0400	1	56,590	3,732	-	-	-	60,322	LSP1	-	40,621	-	875	8,079	36	8,990	8,990	
50466775	JAMES	JONATHAN	STATE POLICE MASTER TROOPER	0005110010	4191012280	4190000201	1	65,183	-	-	-	-	65,183	LSP1	-	43,894	-	945	4,618	5	5,568	5,568	
7128447	JOHNSON	MATTHEW	State Police Trooper	0005110010	4191012280	4190000201	1	67,139	-	-	-	-	67,139	LSP1	-	45,211	-	974	5,211	-	-	974	974
50543022	KEBODEAUX	TRENT	State Police Trooper	0005110010	4191012280	41900G0400	1	57,914	-	-	-	-	57,914	LSP1	-	39,000	-	840	15,502	5	14,347	14,347	
50509856	LEE	LANCE	State Police Cadet	0005110010	4191012280	41900G0400	1	56,590	3,732	-	-	-	60,322	LSP1	-	40,621	-	875	4,618	-	-	5,493	5,493
50380417	LOWE	MICHAEL	State Police Captain	0005110010	4191012280	41900G0400	1	141,130	-	-	-	-	141,130	LSPR	-	95,037	-	2,046	7,392	-	-	9,438	9,438
125227	MARIEN	RAYGEN	State Police Cadet	0005110010	4191012280	41900G0400	1	56,590	3,732	-	-	-	60,322	LSP1	-	40,621	-	875	7,392	-	-	8,267	8,267
7130007	MARTIN	BRANDON	STATE POLICE SERGEANT	0005110010	4191012280	41900G0400	1	78,706	-	-	-	-	78,706	LSP1	-	53,001	-	1,141	13,502	72	14,715	14,715	
7000102	MAY	JOSEPH	STATE POLICE LIEUTENANT	0005110010	4191012280	41900G0400	1	123,999	-	-	-	-	123,999	LSPR	-	83,501	-	1,798	13,502	144	15,444	15,444	
7018833	MAYNARD	RICHARD	State Police Trooper	0005110010	4191012280	41900G0400	1	67,13															

Continuation Budget Adjustments - by Program

Office of State Police  
Traffic Enforcement Program  
Filed

Position Number	Last name	Emp First Name	Job Title	Salary Object	Cost Center	Fund	Employee Count	Cur Year Sal	CPG Annualization	CPG Year 2	Perf Adjust Year 2	MA Inc Y2	Requested Salary	Retirement Plan	Employer Retirement	State Police	Teachers Retirement	Employer OSDI	Employer Medicare	Employer Medical	Employer Life	Total Benefits	Total Salaries and RB
7018077	BOYLES	CHAD	State Police Trooper	0005110010	4191012282	41900G0400	1	73,364	-	-	-	-	73,364	LSP1	-	49,404	-	-	1,064	8,473	-	9,537	9,537
50489417	BROWNING	DEREK	State Police Trooper	0005110010	4191012282	41900G0400	1	85,183	-	-	-	-	85,183	LSP1	-	43,894	-	-	945	8,473	6	9,424	9,424
50475309	BRUCE	BOBBY	STATE POLICE SERGEANT	0005110010	4191012282	41900P3900	1	99,703	-	-	-	-	99,703	LSP1	-	67,140	-	-	1,446	13,502	72	15,020	15,020
50452757	BRUNNER	IVES	State Police Trooper	0005110010	4191012282	41900P3900	1	90,229	-	-	-	-	90,229	LSPR	-	60,760	-	-	1,308	7,392	252	8,952	8,952
5055166	BUECH	KEVIN	STATE POLICE SERGEANT	0005110010	4191012282	41900G0400	1	81,988	-	-	-	-	81,988	LSP1	-	54,591	-	-	1,175	8,473	72	9,720	9,720
50509855	BUTLER	ANDREW	State Police Trooper	0005110010	4191012282	4190000201	1	63,285	-	-	-	-	63,285	LSP1	-	42,616	-	-	918	13,502	-	14,420	14,420
5046757	CANNON	JAMES	State Police Trooper	0005110010	4191012282	4190000201	1	65,183	-	-	-	-	65,183	LSP1	-	43,894	-	-	945	5,296	5	6,246	6,246
113023	CARTER	CECIL	State Police Trooper	0005110010	4191012282	4190000201	1	67,139	-	-	-	-	67,139	LSP1	-	45,211	-	-	974	8,473	-	9,447	9,447
7018838	COATES	LANA	COMMUNICATIONS OFFICER SUPERVISOR	0005110010	4191012282	4190000201	1	57,304	-	-	-	1,620	58,924	LASE	-	24,689	-	-	854	7,392	252	8,498	33,187
50523054	COOK	TRAVIS	State Police Trooper	0005110010	4191012282	4190000201	1	67,139	-	-	-	-	67,139	LSP1	-	45,211	-	-	974	13,502	-	14,476	14,476
50509829	COVELL	JORDAN	State Police Trooper	0005110010	4191012282	4190000201	1	63,285	-	-	-	-	63,285	LSP1	-	42,616	-	-	918	8,473	5	9,396	9,396
50493295	DAVID	TAMMY	ADMIN ASSISTANT 4	0005110010	4191012282	41900G0400	1	52,395	-	-	-	-	52,395	LASE	-	22,574	-	-	751	8,473	-	9,224	31,828
5049299	DIXON	DANIELLE	ADMIN COORDINATOR 3	0005110010	4191012282	41900G0400	1	34,861	-	-	-	1,481	35,846	LASS	-	15,019	-	-	520	13,502	-	14,022	29,041
7018767	DUPRENE	JULIE	COMMUNICATIONS OFFICER 3	0005110010	4191012282	41900G0400	1	41,101	-	-	-	1,162	42,263	LAS1	-	17,708	-	-	613	7,392	-	8,005	25,713
5046332	FARRIS	JOSEPH	State Police Trooper	0005110010	4191012282	41900G0400	1	90,229	-	-	-	-	90,229	LSPR	-	60,760	-	-	1,308	13,502	7	14,817	14,817
11231	FLETCHER	KASEY	COMMUNICATIONS OFFICER 3	0005110010	4191012282	41900P3900	1	39,770	-	-	-	1,124	40,894	LASS	-	17,134	-	-	593	13,502	60	14,155	31,289
7018853	FOLSE	SAMUEL	STATE POLICE LIEUTENANT	0005110010	4191012282	41900G0400	1	123,999	-	-	-	-	123,999	LSPR	-	83,501	-	-	1,798	13,502	10	15,310	15,310
7004207	FORDIS	CHRISTOPHER	STATE POLICE MASTER TROOPER	0005110010	4191012282	41900G0400	1	101,553	-	-	-	-	101,553	LSPR	-	68,386	-	-	1,473	7,392	14	8,879	8,879
7018398	GREMILLION	JEFFERY	STATE POLICE LIEUTENANT	0005110010	4191012282	41900G0400	1	123,999	-	-	-	-	123,999	LSPR	-	83,501	-	-	1,798	8,473	144	10,415	10,415
5040205	GUJDYR	ERIC	STATE POLICE SERGEANT	0005110010	4191012282	41900G0400	1	93,980	-	-	-	-	93,980	LSPR	-	63,286	-	-	1,363	7,392	72	8,827	8,827
50509841	HANELINE	MATTHEW	State Police Trooper	0005110010	4191012282	41900G0400	1	73,364	-	-	-	-	73,364	LSP1	-	49,404	-	-	1,064	7,392	10	8,466	8,466
50543886	HARRIS	JOEL	State Police Trooper	0005110010	4191012282	4190000201	1	67,139	-	-	-	-	67,139	LSP1	-	45,211	-	-	974	7,392	6	8,372	8,372
50380409	HARRIS	SPENCER	State Police Cadet	0005110010	4191012282	41900G0400	1	56,590	3,732	-	-	-	60,322	LSP1	-	40,621	-	-	875	-	36	911	911
50523258	HASSELBECK	RICHARD	STATE POLICE SERGEANT	0005110010	4191012282	41900P3900	1	99,703	-	-	-	-	99,703	LSPR	-	67,140	-	-	1,446	13,502	96	15,044	15,044
50543881	HEAD	ALAN-MICHAEL	State Police Trooper	0005110010	4191012282	4190000201	1	57,914	-	-	-	-	57,914	LSP1	-	38,000	-	-	840	7,392	-	8,232	8,232
50543884	HUGHES	VANESSA	ADMIN COORDINATOR 3	0005110010	4191012282	41900G0400	1	44,262	-	-	-	1,251	45,513	LASE	-	19,070	-	-	680	8,473	25	9,158	28,228
50509846	JACKSON	JAMESON	State Police Trooper	0005110010	4191012282	4190000201	1	63,285	-	-	-	-	63,285	LSP1	-	42,616	-	-	918	8,436	60	9,414	9,414
50523055	JOURNEE	MICHAEL	State Police Trooper	0005110010	4191012282	41900G0400	1	83,285	-	-	-	-	83,285	LSP1	-	42,616	-	-	918	13,502	72	14,492	14,492
50629633	KING	RAY	State Police Trooper	0005110010	4191012282	41900G0400	1	85,049	-	-	-	-	85,049	LSPR	-	57,272	-	-	1,233	8,473	10	9,716	9,716
7000199	LINZAY	DAVID	State Police Trooper	0005110010	4191012282	41900G0400	1	57,914	-	-	-	-	57,914	LSP1	-	39,000	-	-	840	13,502	-	14,342	14,342
50554543	METHVIN	STEPHEN	STATE POLICE LIEUTENANT	0005110010	4191012282	41900G0400	1	123,999	-	-	-	-	123,999	LSPR	-	83,501	-	-	1,798	13,502	10	15,310	15,310
5055474	NOEL	AARON	State Police Cadet	0005110010	4191012282	41900G0400	1	56,590	3,732	-	-	-	60,322	LSP1	-	40,621	-	-	875	7,392	4	8,271	8,271
50509866	PARKER	GUSTAVO	State Police Cadet	0005110010	4191012282	4190000201	1	56,590	3,732	-	-	-	60,322	LSP1	-	40,621	-	-	875	-	48	923	923
50320787	PITTMAN	DADE	State Police Trooper	0005110010	4191012282	41900G0400	1	61,206	2,790	-	-	-	63,995	LSPR	-	43,095	-	-	875	7,392	-	8,280	8,280
50475315	RAWSON	FRANCIS	STATE POLICE SERGEANT	0005110010	4191012282	41900G0400	1	93,980	-	-	-	-	93,980	LSPR	-	63,286	-	-	1,363	13,502	-	14,865	14,865
50393934	REIFF	DAVID	State Police Trooper	0005110010	4191012282	41900G0400	1	57,914	-	-	-	-	57,914	LSP1	-	39,000	-	-	840	7,684	4	8,528	8,528
50532374	RIVERO	ZACHARY	State Police Trooper	0005110010	4191012282	41900G0400	1	57,914	-	-	-	-	57,914	LSP1	-	39,000	-	-	840	13,443	36	14,319	14,319
7129447	ROLLAND	CHARLES	State Police Cadet	0005110010	4191012282	4190000201	1	56,590	3,732	-	-	-	60,322	LSP1	-	40,621	-	-	875	8,436	36	9,347	9,347
50353138	RUSSELL	QUINTON	State Police Trooper	0005110010	4191012282	41900G0400	1	61,206	2,790	-	-	-	63,995	LSP1	-	43,095	-	-	928	7,392	-	8,320	8,320
50543835	SALMON	CHRISTOPHER	STATE POLICE SERGEANT	0005110010	4191012282	41900G0400	1	78,706	-	-	-	-	78,706	LSP1	-	53,001	-	-	1,141	13,502	-	14,643	14,643
7000218	SCIORTINO III	RHETT	State Police Cadet	0005110010	4191012282	41900G0400	1	56,590	3,732	-	-	-	60,322	LSP1	-	40,621	-	-	875	2,671	48	3,594	3,594
113012	SOILEAU	DAVID	STATE POLICE LIEUTENANT	0005110010	4191012282	41900G0400	1	123,999	-	-	-	-	123,999	LSPR	-	83,501	-	-	1,798	13,502	-	15,300	15,300
50656071	SWANSON	LAUREN	COMMUNICATIONS OFFICER 3	0005110010	4191012282	41900G0400	1	42,203	-	-	-	1,193	43,396	LAS1	-	18,183	-	-	629	8,473	-	9,102	27,285
50393938	THOMAS	BEAU	State Police Captain	0005110010	4191012282	41900G0400	1	133,028	-	-	-	-	133,028	LSPR	-	89,581	-	-	1,929	13,502	-	15,431	15,431
50504081	THOMAS	SAMUEL	State Police Trooper	0005110010	4191012282	4190000201	1	90,229	-	-	-	-	90,229	LSPR	-	60,760	-	-	1,308	7,392	-	8,700	8,700
200119	VERONIE	JOEY	State Police Trooper	0005110010	4191012282	41900G0400	1	65,183	-	-	-	-	65,183	LSP1	-	43,894	-	-	945	6,265	60	7,270	7,270
50542916	WEBSTER	JONATHAN	STATE POLICE LIEUTENANT	0005110010	4191012282	41900G0400	1	123,999	-	-	-	-	123,999	LSPR	-	83,501	-	-	1,798	13,502	96	15,396	15,396
50509871	WHITMAN	IVY	STATE POLICE SERGEANT	0005110010	4191012282	41900P2900	1	112,217	-	-	-	-	112,217	LSPR	-	75,567	-	-	1,627	13,502	-	15,129	15,129
50330988	WILLIAMS	BRODRICK	State Police Trooper	0005110010	4191012282	41900G0400	1	57,914	-	-	-	-	57,914	LSP1	-	39,000	-	-	840	7,684	36	8,560	8,560
7000295	WILLIAMS	SCOTT	STATE POLICE SERGEANT	0005110010	4191012282	41900G0400	1	112,217															

Continuation Budget Adjustments - by Program

Office of State Police  
Traffic Enforcement Program  
Filed

Position Number	Last Name	Emp First Name	Job Title	Salary Object	Cost Center	Fund	Employee Count	Cur Year Sal	CPG Annualization	CPG Year 2	Perf Adjust Year 2	MA Inc Y2	Requested Salary	Retirement Plan	Employer Retirement	State Police	Teachers Retirement	Employer OSDI	Employer Medicare	Employer Medical	Employer Life	Total Benefits	Total Salaries and RB
50543030	LABORDE	TODD	State Police Trooper	0005110010	4191012284	41900G0400	1	57,914	-	-	-	-	57,914	LSP1		39,000			840	3,063	48	3,951	3,951
505710229	LOVERONE	DAMEN	STATE POLICE LIEUTENANT	0005110010	4191012284	41900G0400	1	106,963	-	-	-	-	106,963	LSPR		40,621			875	8,980	-	10,531	10,531
50400623	LELA	TRAVIS	STATE POLICE SERGEANT	0005110010	4191012284	41900G0400	1	78,706	-	-	-	-	78,706	LSP1		53,001			1,141	11,444	-	12,585	12,585
7018691	LEMOINE	JACOB	State Police Trooper	0005110010	4191012284	41900G0400	1	71,228	-	-	-	-	71,228	LSP1		47,965			1,033	5,038	5	1,038	1,038
50468758	LEMON	DAISY	State Police Cadet	0005110010	4191012284	41900G0400	1	56,590	3,732	-	-	-	60,322	LSP1		46,621			7,392	36	8,303	8,303	
50405729	LONG	TREY	MECHANIC 4	0005110010	4191012284	41900G0400	1	48,838	-	-	-	1,381	50,219	LASS5		21,042			728	7,392	48	8,168	29,210
50589997	MCELROY	NICHOLAS	State Police Trooper	0005110010	4191012284	41900G0400	1	85,049	-	-	-	-	85,049	LSPR		27,272			1,233	-	-	1,233	1,233
50380443	MITCHELL	RYAN	State Police Cadet	0005110010	4191012284	41900G0201	1	56,590	-	-	-	-	60,322	LSP1		40,621			875	7,392	-	8,267	8,267
50466755	MONDELLO	RUSSELL	State Police Trooper	0005110010	4191012284	41900G0400	1	87,601	-	-	-	-	87,601	LSPR		58,991			1,270	7,392	-	8,662	8,662
50406622	MOSES	TRAVIS	State Police Trooper	0005110010	4191012284	41900G0400	1	57,914	-	-	-	-	57,914	LSP1		39,000			840	13,502	48	14,390	14,390
50404820	PATTERSON	CHARLES	State Police Trooper	0005110010	4191012284	41900G0400	1	90,229	-	-	-	-	90,229	LSPR		60,760			1,308	12,930	-	14,238	14,238
70183891	PLAISANCE	JEREMIE	State Police Trooper	0005110010	4191012284	41900G0400	1	73,364	-	-	-	-	73,364	LSP1		49,404			1,064	8,473	7	9,544	9,544
7018683	PORTER III	STEVEN	State Police Trooper	0005110010	4191012284	41900G0400	1	101,553	-	-	-	-	101,553	LSPR		68,386			1,473	8,473	-	9,946	9,946
50543883	REGGIO	DERECK	STATE POLICE SERGEANT	0005110010	4191012284	41900G0400	1	81,068	-	-	-	-	81,068	LSP1		54,591			1,175	13,502	-	14,677	14,677
7018098	REINERS	ANTHONY	STATE POLICE SERGEANT	0005110010	4191012284	41900G0400	1	112,217	-	-	-	-	112,217	LSPR		75,567			1,627	13,502	-	15,129	15,129
50338605	RESTIVO	ROBERT	STATE POLICE SERGEANT	0005110010	4191012284	41900G0201	1	105,775	-	-	-	-	105,775	LSPR		71,229			1,534	8,473	72	10,079	10,079
50380456	ROBERTSON	SHANE	State Police Trooper	0005110010	4191012284	41900G0400	1	71,228	-	-	-	-	71,228	LSP1		47,965			1,033	8,079	-	9,112	9,112
50532268	ROBERTSON	CARL	State Police Cadet	0005110010	4191012284	41900G0400	1	56,590	-	-	-	-	60,322	LSP1		40,621			875	7,392	48	8,315	8,315
50486551	ROPER	JEFFREY	State Police Trooper	0005110010	4191012284	41900G0400	1	69,153	-	-	-	-	69,153	LSPR		46,568			1,003	13,502	-	14,505	14,505
50589225	ROZIGAS	ERIC	State Police Trooper	0005110010	4191012284	41900G0400	1	82,572	-	-	-	-	82,572	LSPR		55,604			1,197	13,502	60	14,759	14,759
50532367	SANDERS	ERNESTO	State Police Trooper	0005110010	4191012284	41900G0400	1	57,914	-	-	-	-	57,914	LSP1		39,000			840	4,618	48	5,506	5,506
7000266	SCIONEUX	MICHAEL	State Police Trooper	0005110010	4191012284	41900G0201	1	67,139	-	-	-	-	67,139	LSP1		45,214			974	13,502	60	14,536	14,536
50475305	SHARKEY	KEVIN	STATE POLICE SERGEANT	0005110010	4191012284	41900G0400	1	99,703	-	-	-	-	99,703	LSPR		67,140			1,446	8,473	-	9,919	9,919
7018531	SHIRLEY	AMBER	ADMIN ASSISTANT 4	0005110010	4191012284	41900G0400	1	44,554	-	-	-	1,259	45,813	LASE		19,195			664	7,392	-	8,056	27,251
50532295	SHULTZ	JOSHUA	State Police Trooper	0005110010	4191012284	41900G0400	1	57,914	-	-	-	-	57,914	LSP1		39,000			840	7,392	5	8,237	8,237
50477028	SMITH	PAUL	State Police Trooper	0005110010	4191012284	41900G0400	1	87,601	-	-	-	-	87,601	LSPR		58,991			1,270	7,392	60	8,722	8,722
50380420	SOLEAU	MATTHEW	STATE POLICE SERGEANT	0005110010	4191012284	41900G0400	1	81,068	-	-	-	-	81,068	LSP1		54,591			1,175	13,502	6	14,683	14,683
7130012	SOLEAU	MICHAEL	State Police Trooper	0005110010	4191012284	41900G0400	1	57,914	-	-	-	-	57,914	LSP1		39,000			840	7,392	48	8,290	8,290
12928	YOUNG	ANDREW	State Police Trooper	0005110010	4191012284	41900G0201	1	63,285	-	-	-	-	63,285	LSP1		42,616			840	-	60	978	978
50543028	YOUNG	JAMES	State Police Trooper	0005110010	4191012284	41900G0400	1	57,914	-	-	-	-	57,914	LSP1		39,000			840	4,618	5	5,463	5,463
7103372	YOUNG	ALAN	State Police Trooper	0005110010	4191012284	41900G0400	1	63,285	-	-	-	-	63,285	LSP1		42,616			918	13,502	48	14,468	14,468
50509834	ALLEN	JONATHAN	State Police Trooper	0005110010	4191012295	41900G0201	1	63,285	-	-	-	-	63,285	LSP1		42,616			918	7,392	72	8,382	8,382
50305658	AXSOM	MATTHEW	State Police Trooper	0005110010	4191012295	41900G0201	1	63,285	-	-	-	-	63,285	LSP1		42,616			918	13,502	48	14,468	14,468
50532370	BRAADY	ARTELLUS	State Police Trooper	0005110010	4191012295	41900G0201	1	57,914	-	-	-	-	57,914	LSP1		39,000			840	7,392	48	8,722	8,722
50325631	BROUSSARD	NICHOLAS	State Police Trooper	0005110010	4191012295	41900G0201	1	63,285	-	-	-	-	63,285	LSP1		42,616			918	13,502	48	14,468	14,468
50509017	CASTRO	AUSTEN	State Police Cadet	0005110010	4191012295	41900G0201	1	56,590	3,732	-	-	-	60,322	LSP1		40,621			875	3,063	5	3,943	3,943
7018186	COBB	BLAINE	State Police Trooper	0005110010	4191012295	41900G0201	1	63,285	-	-	-	-	63,285	LSP1		42,616			918	7,392	48	8,358	8,358
170023	CRAWFORD	JOSHUA	State Police Trooper	0005110010	4191012295	41900G0201	1	63,285	-	-	-	-	63,285	LSP1		42,616			918	7,392	60	8,370	8,370
50409826	FLOYD	DANNY	State Police Trooper	0005110010	4191012295	41900G0201	1	57,914	-	-	-	-	57,914	LSP1		39,000			840	7,392	-	8,232	8,232
7000518	FONTENOT	TIMOTHY	State Police Trooper	0005110010	4191012295	41900G0201	1	71,228	-	-	-	-	71,228	LSP1		47,965			1,033	13,502	-	14,535	14,535
50468756	FONTENOT	RYAN	State Police Cadet	0005110010	4191012295	41900G0201	1	56,590	-	-	-	-	60,322	LSP1		40,621			875	7,684	36	8,595	8,595
50374732	GALLOWAY	SKYLER	State Police Trooper	0005110010	4191012295	41900G0201	1	63,285	-	-	-	-	63,285	LSP1		42,616			918	4,618	5	5,541	5,541
7000126	HALE	ALQUONTO	State Police Trooper	0005110010	4191012295	41900G0201	1	57,914	-	-	-	-	57,914	LSP1		39,000			840	7,392	48	8,290	8,290
7018459	HALL	KATHERINE	State Police Trooper	0005110010	4191012295	41900G0201	1	63,285	-	-	-	-	63,285	LSP1		42,616			918	7,392	60	8,370	8,370
7018119	HAMM	TENEKIA	State Police Cadet	0005110010	4191012295	41900G0201	1	56,228	-	-	-	-	56,228	LSP1		37,864			515	4,618	-	5,433	5,433
50509948	HAYNES	JORDAN	State Police Trooper	0005110010	4191012295	41900G0201	1	63,285	-	-	-	-	63,285	LSP1		42,616			918	7,834	36	8,788	8,788
7000519	JOHNSON	ERIC	State Police Trooper	0005110010	4191012295	41900G0201	1	63,285	-	-	-	-	63,285	LSP1		42,616			918	7,392	36	8,346	8,346
50393900	JOSEPH	HENRY	State Police Trooper	0005110010	4191012295	41900G0201	1	63,285	-	-	-	-	63,285	LSP1		42,616			918	7,392	-	8,310	8,310
7000189	LAFONTA	ADAM	State Police Trooper	0005110010	4191012295	41900G0201	1	63,285	-	-	-	-	63,285	LSP1		42,616			918	7,392	-	8,310	8,310
7018822	LAMULLE	CODY	State Police Trooper	0005110010	4191012295	41900G0201	1	63,285	-	-	-	-	63,285	LSP1		42,616			918	7,392	48	8,358	8,358
50542917	LEBOEUF	JOHN	State Police Trooper	0005110010	4191012295	41900G0400	1	57,914	-	-	-	-	57,914	LSP1		39,000			840	7,392	5	8,237	8,237
50494736	LECHLER	JUSTIN	State Police Trooper	0005110010	4191012295	41900G0201	1	63,285	-	-	-	-	63,285	LSP1		42,616			918	7,392	48	8,358	8,358
50635854	MAYFRONNE	MARK	State Police Trooper	0005110010	4191012295	41900G0201	1	63,285	-	-	-	-	63,285	LSP1		42,616			918	12,930	-	13,848	13,848
50543885	MEER	JEREMY	State Police Trooper	0005110010	4191012295	41900G0400	1	65,183	-	-	-	-	65,183	LSP1		43,894			1,446	12,930	-	13,776	13,776
50494729	MELDER	CALEB	State Police Trooper	0005110010	4191012295	41900G0201	1	63,285	-	-	-	-	63,285	LSP1		42,616			918	4,618	48	5,584	5,584
50509859	MIMS	DAVID	State Police Trooper	0005110010	4191012295	41900G0201	1	63,285	-	-	-	-	63,285	LSP1		42,616			918	8,473	-	9,391	9,391
50543004	MONTET	ANTHONY	State Police Cadet	0005110010	4191012295	41900G0201	1	56,228	-	-	-	-	56,228	LSP1		37,864			815	4,880			

Continuation Budget Adjustments - by Program

Office of State Police  
Traffic Enforcement Program  
Funded

Position Number	Last Name	Emp First Name	Job Title	Salary Object	Cost Center	Fund	Employee Count	Cur Year Sal	CPG Annualizat ion	CPG Year 2	Perf Adjust Year 2	MA Inc Y2	Requested Salary	Retirement Plan	Employer Retirement	State Police	Teachers Retirement	Employer OSDI	Employer Medicare	Employer Medical	Employer Life	Total Benefits	Total Salaries and RB		
7000358	BILLINGSLEY	KAILYE	CRIME LABORATORY ANALYST 3	0005110010	4191012296	4190000201	1	62,733	-	895	-	1,776	65,404	LASS	27,404			948	7,392	48	8,388	35,792			
50403721	BLACKBURN	NICHOLAS	State Police Trooper	0005110010	4191012296	41900P2900	1	65,183	-	-	-	-	65,183	LSP1	-	43,894			945	13,502	60	14,507	14,507		
50316818	BORER	CAMDEN	CRIME LABORATORY ANALYST 1	0005110010	4191012296	41900G0400	1	46,550	-	3,175	-	-	51,482	LASS	21,571			746	-	4	750	22,321			
50400516	BRASSEAUX	ANGELA	CRIME LABORATORY ANALYST 3	0005110010	4191012296	41900P3900	1	64,002	-	1,673	-	-	67,487	LASS	28,277			979	8,473	5	9,457	37,734			
7130005	BURATTI	ALEXIS	COMMUNICATIONS OFFICER 2	0005110010	4191012296	4190000201	1	37,170	-	-	-	-	38,221	LASS	16,014			554	7,392	-	-	7,396	23,960		
7018035	CALATO	DENNIS	CRIMINAL INVESTIGATOR 2	0005110010	4191012296	4190000201	1	62,972	-	-	-	-	65,346	LHLD	27,380			948	24,476	-	-	25,424	52,804		
7018739	CHOATE	CODY	State Police Trooper	0005110010	4191012296	41900P3900	1	63,285	-	-	-	-	63,285	LSP1	-	42,616			918	13,502	48	14,468	14,468		
7018883	CHOPIN	JAMES	State Police Pilot	0005110010	4191012296	4190000201	1	120,388	-	-	-	-	120,388	LSPR	-	81,069			1,746	13,502	72	15,230	15,230		
7018067	CHRISENTERY	NHU	BUSINESS TECHNOLOGY ANALYST 1	0005110010	4191012296	41900G0400	1	48,095	1,803	-	-	1,881	51,780	LASS	21,696			751	-	-	751	22,447			
50508226	COGHLAN	KALYN	CRIME LABORATORY ANALYST 3	0005110010	4191012296	4190000201	1	62,733	-	-	-	1,773	64,506	LASS	27,028			935	7,392	-	-	8,327	35,355		
7017959	CONSTANTINE	PATRICIA	GIS ANALYST 3	0005110010	4191012296	41900P3900	1	66,030	-	-	-	2,489	68,519	LASS	28,709			994	7,684	-	-	8,678	37,387		
7017965	CUMMINGS	JAMIRA	COMMUNICATIONS OFFICER 3	0005110010	4191012296	41900G0400	1	38,230	-	-	-	1,441	39,671	LASS	16,622			575	7,392	-	-	7,367	24,589		
7000503	CUMPTON	ERIC	MECHANIC SUPERVISOR A	0005110010	4191012296	41900G0400	1	64,584	-	-	-	-	66,410	LASE	27,826			963	8,473	-	-	9,436	37,262		
5049298	CURLEE	COURTNEE	ADMIN PROG SPEC B	0005110010	4191012296	4190000200	1	48,506	-	-	-	1,828	50,334	LASS	21,090			730	7,392	-	-	8,122	29,212		
126115	DAKE	LOIS	BUSINESS TECHNOLOGY SPECIALIST 1	0005110010	4191012296	41900P3900	1	73,805	-	3,735	-	-	80,463	LAS1	33,714			1,167	8,473	-	-	9,640	43,354		
7129446	DAVIS	BRANDON	MECHANIC SUPERVISOR A	0005110010	4191012296	41900G0400	1	52,770	-	-	-	1,492	54,262	LASS	22,736			787	-	-	-	787	23,523		
50562351	DAVIS	MICHELE	ADMIN PROG SPEC B	0005110010	4191012296	41900G0400	1	49,442	-	-	-	1,864	51,306	LASE	21,497			744	7,392	-	-	8,136	29,633		
7000195	DEWINE	TAGUIA	COMMUNICATIONS OFFICER 2	0005110010	4191012296	4190000201	1	35,734	-	-	-	1,347	37,081	LASS	15,537			538	-	-	-	538	16,075		
7018238	EDWARDS	EMILY	CRIME LABORATORY ANALYST 1	0005110010	4191012296	41900G0400	1	49,903	1,909	-	-	-	53,765	LASS	22,528			780	-	-	-	780	23,308		
7018222	FOX	KENNETH	State Police Trooper	0005110010	4191012296	41900P2900	1	71,228	-	-	-	-	71,228	LSP1	-	47,965			1,033	13,502	144	14,679	14,679		
97876	FURCA	KELLY	ADMIN PROGRAM DIRECTOR 1	0005110010	4191012296	4190000201	1	64,147	-	-	-	-	65,960	LASE	27,637			956	8,473	-	-	9,429	37,066		
50400620	GALMICHE	CRISTINE	POLICY PLANNER 3	0005110010	4191012296	41900P2900	1	69,992	-	-	-	1,979	71,971	LAS1	30,156			1,044	7,392	-	-	8,436	38,592		
7018580	GIACONE	MAKISHA	COMPLIANCE PROG DIR	0005110010	4191012296	4190000201	1	74,568	-	-	-	2,811	77,379	LASE	32,422			1,122	8,473	72	9,667	42,089			
7018118	GREEN	MICHAEL	POLICE SERGEANT-A	0005110010	4191012296	4190000201	1	60,029	-	-	-	1,697	61,726	LCPD	25,863			895	13,502	-	-	14,397	40,260		
50522727	JOHNSON	DELISE	POLICY PLANNER 3	0005110010	4191012296	41900P2900	1	69,992	-	-	-	1,979	71,971	TRSL	30,156		17,345						3,240	34,400	
7000093	HANEMANN	CHRISTINE	CRIME LABORATORY ANALYST 3	0005110010	4191012296	4190000201	1	64,002	-	1,673	-	-	67,487	LASS	28,277			979	8,473	5	9,457	37,734			
50513313	HARRINGTON	JEREMY	STATE POLICE SERGEANT	0005110010	4191012296	41900P2900	1	93,980	-	-	-	-	93,980	LSPR	-	63,286			973	8,473	10	9,846	9,846		
50667703	HAYWARD	BENJAMIN	STATE POLICE LIEUTENANT	0005110010	4191012296	4190000201	1	110,172	-	-	-	-	110,172	LSPR	-	74,190			1,597	13,502	6	15,105	15,105		
7000229	HIMEL	ALEXIS	CRIME LABORATORY ANALYST 1	0005110010	4191012296	41900G0400	1	47,669	2,140	-	-	1,877	51,686	LASS	21,657			749	2,671	4	3,424	25,081			
50464607	HODGES	SHANE	CRIMINAL INVESTIGATOR 2	0005110010	4191012296	4190000201	1	63,981	-	-	-	1,809	65,790	LHLD	27,566			954	13,502	72	14,528	42,094			
71317013	HUNTER	JILL	CRIME LABORATORY ANALYST 1	0005110010	4191012296	41900G0400	1	46,550	-	-	-	1,755	48,305	LASS	20,240			750	-	-	-	750	20,990		
7018285	HUNT	JOSEPH	STATE POLICE SERGEANT	0005110010	4191012296	4190000201	1	112,217	-	-	-	-	112,217	LSPR	-	75,567			1,627	13,502	252	15,381	15,381		
50405804	HUNTER	JILL	TRAINING PROG MANAGER	0005110010	4191012296	41900G0400	1	69,992	-	-	-	1,979	71,971	LASS	30,156			1,044	2,671	-	-	3,715	33,871		
116059	IRWIN	ADAM	ADMIN PROG SPEC B	0005110010	4191012296	4190000200	1	72,238	-	-	-	2,514	74,852	LASE	31,363			1,085	7,392	-	-	8,477	39,840		
7018498	KUBA	NICOLE	STATE POLICE SERGEANT	0005110010	4191012296	41900P3900	1	78,706	-	-	-	-	78,706	LSP1	-	53,001			1,141	7,392	10	8,543	8,543		
7000556	LAFLEUR	MILTON	CRIMINAL INVESTIGATOR 2	0005110010	4191012296	4190000201	1	62,972	-	-	-	2,374	65,346	LHLD	27,380			948	8,473	144	9,566	36,945			
7018785	LAMARCA	ZHONGQUN	ACCOUNTING SPECIALIST 2	0005110010	4191012296	4190000201	1	38,438	-	-	-	1,087	39,525	LAS1	16,561			573	7,392	-	-	7,965	24,526		
50386831	LANDRENEAU	CYNTHIA	BUSINESS TECHNOLOGY SPECIALIST 1	0005110010	4191012296	41900G0400	1	76,773	-	-	-	2,170	78,943	LASE	33,077			1,145	7,392	252	8,789	41,866			
7000561	LESTAGE	JULIANNA	COMMUNICATIONS OFFICER 2	0005110010	4191012296	4190000201	1	35,734	-	-	-	1,347	37,081	LASS	15,537			538	-	-	-	538	16,075		
50509835	LORIO	JORDAN	STATE POLICE SERGEANT	0005110010	4191012296	4190000201	1	78,706	-	-	-	-	78,706	LSP1	-	53,001			1,141	11,444	48	12,633	12,633		
7017836	LUKEN	BENJAMIN	State Police Trooper	0005110010	4191012296	4190000201	1	63,285	-	-	-	-	63,285	LSP1	-	42,616			918	4,674	48	5,840	5,840		
7018038	MARCELLE	GERALD	MECHANIC SUPERVISOR A	0005110010	4191012296	41900G0400	1	57,470	-	-	-	1,625	59,095	LASS	24,761			857	13,502	96	14,455	39,216			
50661590	MARTINEZ	JARED	STATE POLICE SERGEANT	0005110010	4191012296	4190000201	1	108,948	-	-	-	-	108,948	LSPR	-	73,366			1,580	13,502	-	-	15,082	15,082	
50379853	MCGRATH	CHESENEY	CRIME LABORATORY ANALYST 1	0005110010	4191012296	41900G0400	1	47,669	2,140	-	-	1,877	51,686	LASS	21,657			749	2,671	36	3,456	25,113			
7000086	MELERINE	BROOKE	COMMUNICATIONS OFFICER SUPERVISOR	0005110010	4191012296	4190000201	1	45,531	-	-	-	1,287	46,818	LASS	19,617			679	8,473	-	-	9,152	28,769		
7018936	MAQUIN	AIME	COMMUNICATIONS OFFICER 3	0005110010	4191012296	4190000201	1	41,454	-	-	-	1,172	42,626	LASS	17,860			618	13,502	-	-	14,120	31,980		
50392950	NECK	DESIREE	CRIMINAL INVESTIGATOR 2	0005110010	4191012296	4190000201	1	55,702	-	-	-	2,100	57,802	LASS	24,219			838	-	72	910	25,129			
7000525	NELSON	LAURA	CRIME LABORATORY ANALYST 3	0005110010	4191012296	41900P3900	1	64,002	-	-	-	-	65,811	LASE	27,575			954	8,473	-	-	9,427	37,002		
7000362	NEZGODINSKY	CODY	State Police Trooper	0005110010	4191012296	41900P2900	1	63,285	-	-	-	-	63,285	LSP1	-	42,616			918</						

Continuation Budget Adjustments - by Program

Office of State Police  
Traffic Enforcement Program  
Filed

Position Number	Last Name	Emp First Name	Job Title	Salary Object	Cost Center	Fund	Employee Count	Cur Year Sal	CPG Annualization	CPG Year 2	Perf Adjust Year 2	MA Inc Y2	Requested Salary	Retirement Plan	Employer Retirement	State Police	Teachers Retirement	Employer OSDI	Employer Medicare	Employer Medical	Employer Life	Total Benefits	Total Salaries and RB	
7018443	COURVILLE	CECIL	STATE POLICE SERGEANT	0005110010	4191022214	4190000000	1	102,694	-	-	-	-	102,694	LSPR		69,154			1,489	14,308		15,797	15,797	
113463	CUTLER	JARETT	STATE POLICE SERGEANT	0005110010	4191022214	4190000000	1	112,217	-	-	-	-	112,217	LSPR		75,567			1,627	13,502		15,129	15,129	
187973	ERWIN	WILLIAM	STATE POLICE SERGEANT	0005110010	4191022214	4190000000	1	112,217	-	-	-	-	112,217	LSPR		75,567			1,627	13,502		15,129	15,129	
7018689	HILL	TYLER	State Police Trooper	0005110010	4191022214	4190000000	1	71,228	-	-	-	-	71,228	LSP1		47,965			1,033	8,473		9,506	9,506	
50861783	HUDSON	MADLIN	ADMIN COORDINATOR 4	0005110010	4191022214	4190000000	1	41,122	-	-	-	-	41,122	LASS	1,162	42,284			613			48	861	18,378
50477021	JACOBSEN	BRANDON	STATE POLICE SERGEANT	0005110010	4191022214	4190000000	1	99,703	-	-	-	-	99,703	LSPR					1,446	8,473	72	9,991	9,991	
7129476	JAMES	KYLE	State Police Trooper	0005110010	4191022214	4190000000	1	73,364	-	-	-	-	73,364	LSP1					1,064	13,502	60	14,626	14,626	
7000237	JONES	J L	STATE POLICE MASTER TROOPER	0005110010	4191022214	4190000000	1	101,553	-	-	-	-	101,553	LSPR					1,473	13,502		14,975	14,975	
7018124	JORDAN	JERRY	POLICE OFFICER 3-A	0005110010	4191022214	4190000000	1	48,963	-	-	-	-	48,963	LSPR					730	13,502		14,232	35,327	
7018201	LAGRANGE	TROY	POLICE SERGEANT-A	0005110010	4191022214	4190000000	1	59,904	-	-	-	-	59,904	LSPR					893	13,502	10	14,405	40,214	
7018750	LATIMER	DONALD	POLICE OFFICER 3-A	0005110010	4191022214	4190000000	1	48,963	-	-	-	-	48,963	LSPR					730	13,502	144	8,266	29,361	
50318819	LIQUETTE	DANIELLE	ADMIN COORDINATOR 4	0005110010	4191022214	4190000000	1	43,659	-	-	-	-	43,659	LASS	1,234	44,893			651			60	14,213	33,023
7018497	MAYEUX	GREGORY	POLICE OFFICER 3-A	0005110010	4191022214	4190000000	1	46,010	-	-	-	-	46,010	LSPR					692	8,473	14	9,179	29,184	
7018210	MCCANN	CARLOS	POLICE OFFICER 3-A	0005110010	4191022214	4190000000	1	53,061	-	-	-	-	53,061	LASE	1,350	54,561			791	7,392		8,183	31,044	
5065165	MILES-THOMAS	DEONNA	ADMIN COORDINATOR 4	0005110010	4191022214	4190000000	1	47,268	-	-	-	-	47,268	LASE	1,336	48,594			705	12,930	252	13,887	34,248	
50320832	NOTO	ASHLEY	ADMIN PROGRAM MANAGER 1	0005110010	4191022214	4190000000	1	46,550	-	-	-	-	46,550	LSP1					700	7,392		8,092	28,332	
7018278	POWELL	CHASCHEL	POLICE OFFICER 3-A	0005110010	4191022214	4190000300	1	50,086	-	-	-	-	50,086	LSPR					747	8,473		9,220	30,800	
7018919	SHAW	WILLIAM	STATE POLICE MASTER TROOPER	0005110010	4191022214	4190000000	1	98,598	-	-	-	-	98,598	LSPR					1,430	13,502	96	15,028	15,028	
7018682	SAVOY	EUGENE	POLICE OFFICER 3-A	0005110010	4191022214	4190000000	1	48,963	-	-	-	-	48,963	LSPR					730	7,392	96	8,218	29,313	
50681592	STOUTE	TIMOTHY	STATE POLICE LIEUTENANT	0005110010	4191022214	4190000000	1	116,881	-	-	-	-	116,881	LSPR					1,695	8,473	144	10,312	10,312	
50404921	STRACENER	MICHAEL	State Police Trooper	0005110010	4191022214	4190000000	1	85,049	-	-	-	-	85,049	LSPR					1,233	7,392	72	8,697	8,697	
50404922	UNDERHILL	CHRISTOPHER	State Police Trooper	0005110010	4191022214	4190000000	1	85,049	-	-	-	-	85,049	LSPR					1,233	13,502	96	14,831	14,831	
50410987	BLAND JR	PRENTISS	STATE POLICE SERGEANT	0005110010	4191022231	4190000201	1	112,217	-	-	-	-	112,217	LSPR					1,627	13,502		15,129	15,129	
113009	FREEMAN	JOHN	STATE POLICE MASTER TROOPER	0005110010	4191022231	4190000201	1	101,553	-	-	-	-	101,553	LSPR					1,473	13,502		14,975	14,975	
1130113	HARJOSON	CHRISTOPHER	State Police Trooper	0005110010	4191022231	4190000700	1	101,553	-	-	-	-	101,553	LSPR					1,473	13,502	14	14,989	14,989	
174406	JACKSON	ANGELA	State Police Trooper	0005110010	4191022231	4190000201	1	67,139	-	-	-	-	67,139	LSPR					974	8,473		9,447	9,447	
50486564	KOSSMAN	DANI	State Police Trooper	0005110010	4191022231	4190000200	1	71,228	-	-	-	-	71,228	LSPR					1,033	8,473	72	9,578	9,578	
7129434	KOVAN	RODNEY	STATE POLICE SERGEANT	0005110010	4191022214	4190000000	1	112,217	-	-	-	-	112,217	LSPR					1,627	13,502		15,129	15,129	
7018711	LANGLEY	HOWARD	STATE POLICE MASTER TROOPER	0005110010	4191022231	4190000700	1	101,553	-	-	-	-	101,553	LSPR					1,473	8,473		9,946	9,946	
7112859	LEACHMAN	SHAMIKA	POLICE OFFICER 3-A	0005110010	4191022231	4190000200	1	56,410	-	-	-	-	56,410	LSPR					841	7,392		8,233	32,537	
7018653	LONG	CHRISTOPHER	POLICE OFFICER 3-A	0005110010	4191022231	4190000201	1	61,443	-	-	-	-	61,443	LSPR					1,502	13,502	96	14,489	14,489	
50509840	MAYFIELD	ADARRELL	STATE POLICE MASTER TROOPER	0005110010	4191022231	4190000200	1	95,724	-	-	-	-	95,724	LSPR					1,388	4,618	10	6,016	6,016	
50477025	MCFARLAN	JAMES	State Police Trooper	0005110010	4191022231	4190000200	1	73,364	-	-	-	-	73,364	LSPR					1,064	13,502	60	14,626	14,626	
50543884	RIGGS	CHRISTOPHER	POLICE OFFICER 3-A	0005110010	4191022231	4190000200	1	60,684	-	-	-	-	60,684	LSPR					891	13,502		14,393	14,393	
17964	ROLLAND	TRACY	STATE POLICE MASTER TROOPER	0005110010	4191022231	4190000000	1	101,553	-	-	-	-	101,553	LSPR					1,473	13,502	96	15,071	15,071	
50555475	SANDERS	MAURICE	STATE POLICE LIEUTENANT	0005110010	4191022231	4190000200	1	123,999	-	-	-	-	123,999	LSPR					1,798	8,473		10,271	10,271	
7129459	WALSWORTH	DONALD	STATE POLICE SERGEANT	0005110010	4191022231	4190000700	1	112,217	-	-	-	-	112,217	LSPR					1,627	13,502	14	15,143	15,143	
7000007	WERNER	CLIFTON	STATE POLICE MASTER TROOPER	0005110010	4191022231	4190000200	1	101,553	-	-	-	-	101,553	LSPR					1,473	7,392	252	9,117	9,117	
50523266	WINARSKI	BRETT	STATE POLICE MASTER TROOPER	0005110010	4191022231	4190000200	1	95,724	-	-	-	-	95,724	LSPR					1,388	8,473		9,861	9,861	
7000426	ALSPU	ERIC	State Police Emer Svc Senior Tech	0005110010	4191022292	4190000201	1	123,999	-	-	-	-	123,999	LSPR					1,798	13,502	72	15,372	15,372	
7000245	BOLDEN	JIMMY	State Police Emer Svc Tech Supervisor	0005110010	4191022292	4190000201	1	123,999	-	-	-	-	123,999	LSPR					1,798	8,473		10,271	10,271	
7000080	BRAND	WILLIAM	State Police Emer Svc Tech Supervisor	0005110010	4191022292	4190000201	1	127,719	-	-	-	-	127,719	LSPR					1,852	13,502		15,354	15,354	
7018631	BROUSSARD	DAVID	State Police Emer Svc Senior Tech	0005110010	4191022292	4190000201	1	113,477	-	-	-	-	113,477	LSPR					1,645	13,502		15,147	15,147	
7018622	CRAFT	STEVE	State Police Emer Svc Deputy Command Tech	0005110010	4191022292	4190000201	1	141,130	-	-	-	-	141,130	LSPR					2,046	8,473		10,519	10,519	
7000235	DAUZAT	CHANCE	State Police Emer Svc Senior Tech	0005110010	4191022292	4190000201	1	123,999	-	-	-	-	123,999	LSPR					1,798	13,502		15,300	15,300	
50400518	DENNIS	DAWN	ADMIN PROG SPEC C	0005110010	4191022292	4190000201	1	68,162	-	-	-	-	68,162	LSPR					1,016	7,392		8,408	37,775	
7000205	DRANGUET	BARRY	State Police Emer Svc Tech Supervisor	0005110010	4191022292	4190000201	1	127,719	-	-	-	-	127,719	LSPR					1,852	13,502	10	15,364	15,364	
7017793	GAMMEL	SHONE	State Police Emer Svc Senior Tech	0005110010	4191022292	4190000201	1	123,999	-	-	-	-	123,999	LSPR					1,798	8,473	96	10,367	10,367	
7017863	GRIFFIN	RYAN	State Police Emer Svc Tech	0005110010	4191022292	4190000201	1	105,775	-	-	-	-	105,775	LSPR					1,534	8,473		10,007	10,007	
7018208	HILL	DUSTIN	STATE POLICE LIEUTENANT	0005110010	4191022292	4190000201	1	103,847	-	-	-	-	103,847	LSPR					1,506	13,502	72	15,080	15,080	
50320789	JORDAN	LEONARD	State Police Emer Svc Tech	0005110010	4191022292	4190000201	1	108,948	-	-	-	-	108,948	LSPR					1,580	7,392	96	9,969	9,969	
50558919	LANDRY	JUSTIN	State Police Emer Svc Tech Supervisor	0005110010	4191022292	4190000201	1	113,477	-	-	-	-	113,477	LSPR					1,645	13,502	6	15,153	15,153	
7000171	LEGER	TRAVIS	State Police Emer Svc Deputy Command Tech	0005110010	4191022292	4190000201	1	141,130	-	-	-	-	141,130	LSPR					2,046	8,473		10,519	10,519	
50653802	MAHER	STEVEN	State Police Emer Svc Senior Tech	0005110010	4191022292	4190000201	1	123,999	-	-	-	-	123,999	LSPR					1,798	13,502		15,300	15,300	
7018585	MCKEE	ALEXANDER	State Police Emer Svc Tech	0005110010	4191022292	4190000201	1	74,188	-	-	-	-	74,188	LSP1					1,076	2,671		3,747	3,747	
50380433	MILLER	JEREMY	State Police Emer Sevc Trainee Tech	0005110010	4191022292	4190000201	1	71,228	-	-	-	-	71,228	LSP1					1,033	8,473	72	9,578	9,578	
50683879	MOORE	JEREMY	State Police Emer Svc Senior Tech	0005110010	4191022292	4190000201	1	110,172	-	-	-	-	110,172	LSPR					1,597	4,880		6,477	6,477	
50532294	MORRISON	JAMES	State Police Emer Svc Senior Tech	0005110010	4191022292																			

Continuation Budget Adjustments - by Program

Office of State Police  
Traffic Enforcement Program  
Filed

Position Number	Last name	Emp First Name	Job Title	Salary Object	Cost Center	Fund	Employee Count	Cur Year Sal	CPG Annualization	CPG Year 2	Perf Adjust Year 2	MA Inc Y2	Requested Salary	Retirement Plan	Employer Retirement	State Police	Teachers Retirement	Employer OSDI	Employer Medicare	Employer Medical	Employer Life	Total Benefits	Total Salaries and RB	
5039390	GRAHAM	ADAM	CSLT RES SCIENTIST 1	0005110010	4191034201	41900V0100	1	36,608	-	-	-	1,380	37,988	LAS5	15,917	-	-	551	-	-	-	551	16,468	
7017986	HARRIS	DONICA	ADMIN PROG SPEC C	0005110010	4191034201	41900V0100	1	68,557	-	-	-	1,939	70,495	LAS5	29,557	-	-	1,022	6,265	-	-	7,287	36,824	
50656072	HOLLIDAY	SUSAN	ENVIRONMENTAL SCIENTIST 4	0005110010	4191034201	41900V0100	1	68,536	-	-	-	1,937	70,473	LAS1	29,528	-	-	1,022	7,392	25	-	8,439	37,967	
7000274	LINN	JACOB	BIOLOGIST 1	0005110010	4191034201	41900V0100	1	50,948	3,223	-	-	1,531	55,702	LAS5	23,339	-	-	808	7,392	48	-	8,248	31,587	
7132496	MARTINEZ	JENNIFER	ENV SCIENTIST MANAGER	0005110010	4191034201	41900V0100	1	91,874	-	-	-	3,463	95,337	LASE	39,946	-	-	1,382	7,392	-	-	8,774	48,720	
7018405	SOLEAU	ROBIN	ENVIRONMENTAL SCIENTIST 4	0005110010	4191034201	41900V0100	1	75,442	-	-	-	2,133	77,575	LAS1	32,504	-	-	1,125	7,392	252	-	8,769	41,273	
7000193	ANDERSON	TIMOTHY	STATE POLICE MASTER TROOPER	0005110010	4191042301	4190006800	1	101,553	-	-	-	-	101,553	LSPR	-	68,386	-	-	1,473	8,473	7	-	9,953	9,953
50477023	BAJANT	JOHN	State Police Trooper	0005110010	4191042301	4190006800	1	73,364	-	-	-	-	73,364	LSPR	-	49,404	-	-	1,064	8,473	60	-	9,597	9,597
7018501	BESSON	VINCENT	State Police Trooper	0005110010	4191042301	4190006800	1	71,228	-	-	-	-	71,228	LSP1	-	47,965	-	-	1,033	7,392	48	-	8,473	8,473
7000173	BOUDREAUX	JOSEPH	State Police Trooper	0005110010	4191042301	4190006800	1	71,228	-	-	-	-	71,228	LSP1	-	47,965	-	-	1,033	-	-	-	1,033	1,033
50405939	CAMPBELL	KYLE	State Police Trooper	0005110010	4191042301	4190006800	1	90,229	-	-	-	-	90,229	LSPR	-	60,760	-	-	1,308	7,392	-	-	8,700	8,700
7018217	DENNIS	CHRISTOPHER	STATE POLICE MASTER TROOPER	0005110010	4191042301	4190006800	1	101,553	-	-	-	-	101,553	LSPR	-	68,386	-	-	1,473	13,502	-	-	14,975	14,975
50460738	DUPRE	JEREMIAH	State Police Trooper	0005110010	4191042301	4190006800	1	85,049	-	-	-	-	85,049	LSPR	-	57,272	-	-	1,233	13,502	60	-	14,795	14,795
7000176	LANDRY	KEVIN	STATE POLICE MASTER TROOPER	0005110010	4191042301	4190006800	1	101,553	-	-	-	-	101,553	LSPR	-	68,386	-	-	1,473	14,037	-	-	15,510	15,510
50319269	MANALE	KEITH	STATE POLICE MASTER TROOPER	0005110010	4191042301	4190006800	1	101,553	-	-	-	-	101,553	LSPR	-	68,386	-	-	1,473	13,502	-	-	14,975	14,975
50380410	MAY	JAVON	State Police Trooper	0005110010	4191042301	4190006800	1	65,183	-	-	-	-	65,183	LSPR	-	43,894	-	-	945	8,473	48	-	9,466	9,466
50543011	MORAN	RONALD	State Police Trooper	0005110010	4191042301	4190006800	1	92,936	-	-	-	-	92,936	LSPR	-	62,583	-	-	1,348	13,502	10	-	14,860	14,860
501414	PROTHRO	JAMES	STATE POLICE MASTER TROOPER	0005110010	4191042301	4190006800	1	101,553	-	-	-	-	101,553	LSPR	-	68,386	-	-	1,473	13,502	10	-	14,985	14,985
7018409	REGAN	PATRICK	State Police Trooper	0005110010	4191042301	4190006800	1	67,139	-	-	-	-	67,139	LSP1	-	45,211	-	-	974	8,980	-	-	9,954	9,954
50477027	REVELS	JAMES	State Police Trooper	0005110010	4191042301	4190006800	1	82,572	-	-	-	-	82,572	LSPR	-	56,604	-	-	1,197	13,502	-	-	14,699	14,699
50327193	SHERMAN	MATTHEW	State Police Trooper	0005110010	4191042301	4190006800	1	73,364	-	-	-	-	73,364	LSP1	-	49,404	-	-	1,064	14,308	6	-	15,378	15,378
50532259	SINANNAN	JAMES	State Police Trooper	0005110010	4191042301	4190006800	1	92,936	-	-	-	-	92,936	LSPR	-	62,583	-	-	1,348	8,473	-	-	9,821	9,821
7129484	SKINNER III	BRENT	STATE POLICE MASTER TROOPER	0005110010	4191042301	4190006800	1	98,596	-	-	-	-	98,596	LSPR	-	66,394	-	-	1,430	7,392	10	-	8,832	8,832
50509867	STUTTS	RICHARD	STATE POLICE MASTER TROOPER	0005110010	4191042301	4190006800	1	101,553	-	-	-	-	101,553	LSPR	-	68,386	-	-	1,473	13,502	72	-	15,047	15,047
7086345	WATSON	DAVID	State Police Trooper	0005110010	4191042301	4190006800	1	71,228	-	-	-	-	71,228	LSP1	-	47,965	-	-	1,033	-	-	-	8,867	8,867
7000170	ANDERSON	BRIAN	STATE POLICE LIEUTENANT	0005110010	4191042304	4190000201	1	123,999	-	-	-	-	123,999	LSPR	-	83,501	-	-	1,798	8,473	96	-	10,367	10,367
7129489	CARRADINE	DRAPER	STATE POLICE LIEUTENANT	0005110010	4191042304	4190000201	1	123,999	-	-	-	-	123,999	LSPR	-	83,501	-	-	1,798	13,502	-	-	15,300	15,300
5050013	CAZARES	GEORGE	STATE POLICE MASTER TROOPER	0005110010	4191042304	4190000201	1	101,553	-	-	-	-	101,553	LSPR	-	68,386	-	-	1,473	13,502	-	-	14,975	14,975
7112870	CHARLES	BRADY	STATE POLICE SERGEANT	0005110010	4191042304	41900P3400	1	78,706	-	-	-	-	78,706	LSP1	-	53,001	-	-	1,141	13,502	48	-	14,691	14,691
170152	CHAVIS	BRAD	STATE POLICE LIEUTENANT	0005110010	4191042304	4190000201	1	116,881	-	-	-	-	116,881	LSPR	-	78,708	-	-	1,695	13,502	72	-	15,269	15,269
50661597	CHRYSLER	GREGORY	STATE POLICE SERGEANT	0005110010	4191042304	41900P3400	1	98,703	-	-	-	-	98,703	LSPR	-	67,140	-	-	1,446	13,502	60	-	15,008	15,008
144235	DEBUSSCHERE	COREY	STATE POLICE LIEUTENANT	0005110010	4191042304	41900P3400	1	110,172	-	-	-	-	110,172	LSPR	-	74,190	-	-	1,597	13,502	-	-	15,099	15,099
7000175	DOUCET	MICHAEL	STATE POLICE LIEUTENANT	0005110010	4191042304	4190000201	1	123,999	-	-	-	-	123,999	LSPR	-	83,501	-	-	1,798	13,502	10	-	15,310	15,310
5051350	DUNNWAY	BERTRAND	STATE POLICE SGT	0005110010	4191042304	4190000201	1	137,019	-	-	-	-	137,019	LSPR	-	92,269	-	-	1,987	13,502	72	-	15,561	15,561
50408206	EDGE	JEREMY	STATE POLICE SERGEANT	0005110010	4191042304	41900P3400	1	78,706	-	-	-	-	78,706	LSP1	-	53,001	-	-	1,141	13,502	-	-	14,643	14,643
7000234	GASPARD	FRANK	State Police Major	0005110010	4191042304	41900P3400	1	151,009	-	-	-	-	151,009	LSPR	-	101,889	-	-	2,190	13,502	10	-	15,702	15,702
7000198	KEMP	GREGORY	STATE POLICE LIEUTENANT	0005110010	4191042304	4190000201	1	123,999	-	-	-	-	123,999	LSPR	-	83,501	-	-	1,798	13,502	144	-	15,444	15,444
50339828	KENNY	DEVANNE	ADMIN PROGRAM MANAGER 1	0005110010	4191042304	4190000201	1	48,842	-	-	-	1,768	48,842	LAS1	-	20,367	-	-	705	8,473	48	-	9,226	9,226
7018056	LANDRY	ASHLEY	ADMIN COORDINATOR 4	0005110010	4191042304	4190000201	1	43,659	-	-	-	1,234	44,893	LAS5	-	18,810	-	-	651	12,930	48	-	13,629	13,629
50962352	LANDRY	STACY	STATE POLICE SERGEANT	0005110010	4191042304	41900P3400	1	112,217	-	-	-	-	112,217	LSPR	-	75,567	-	-	1,627	13,502	10	-	15,139	15,139
7018039	MITCHELL	MAGGIE	ADMIN COORDINATOR 4	0005110010	4191042304	4190000201	1	39,936	-	-	-	1,129	41,065	LAS5	-	17,206	-	-	595	-	-	-	543	543
50320798	MOUTON	JOHN	STATE POLICE MASTER TROOPER	0005110010	4191042304	4190000201	1	95,724	-	-	-	-	95,724	LSPR	-	64,461	-	-	1,388	13,502	-	-	14,890	14,890
7018327	NASH	CHEYENNE	ADMIN COORDINATOR 4	0005110010	4191042304	4190000201	1	39,936	-	-	-	1,129	41,065	LAS5	-	17,206	-	-	595	-	-	-	595	595
7129481	PEGUES	JUDY	ADMIN COORDINATOR 4	0005110010	4191042304	4190000201	1	39,936	-	-	-	1,129	41,065	LASE	-	17,206	-	-	595	7,392	492	-	8,479	25,885
7129472	PHILLIPS	TIMOTHY	STATE POLICE MASTER TROOPER	0005110010	4191042304	4190000201	1	95,724	-	-	-	-	95,724	LSPR	-	64,461	-	-	1,388	13,502	-	-	14,890	14,890
50475308	POULLARD	KEVIN	STATE POLICE SERGEANT	0005110010	4191042304	4190000201	1	99,703	-	-	-	-	99,703	LSPR	-	67,140	-	-	1,446	8,473	6	-	9,925	9,925
18525	PRITCHARD	JOHN	STATE POLICE SERGEANT	0005110010	4191042304	41900P3400	1	112,217	-	-	-	-	112,217	LSPR	-	75,567	-	-	1,627	13,502	144	-	15,273	15,273
50320831	RAMSEY	HARVEY	STATE POLICE SERGEANT	0005110010	4191042304	4190000201	1	112,217	-	-	-	-	112,217	LSPR	-	75,567	-	-	1,627	12,930	-	-	14,557	14,557
7000223																								



Continuation Budget Adjustments - by Program

Office of State Police  
Traffic Enforcement Program  
Filled

Position Number	Last name	Emp First Name	Job Title	Salary Object	Cost Center	Fund	Employee Count	Cur Year Sal	CPG Annualization	CPG Year 2	Perf Adjust Year 2	MA Inc Y2	Requested Salary	Retirement Plan	Employer Retirement	State Police	Teachers Retirement	Employer OSDI	Employer Medicare	Employer Medical	Employer Life	Total Benefits	Total Salaries and RB	
7018108	PIGLIA	DONALD	LSP WAE TROOPER	0005120010	4191012282	4190000201	1	48,360	-	-	-	-	48,360	-	-	-	-	-	701	-	-	-	701	
113026	ROBIN	PRESTON	LSP WAE TROOPER	0005120010	4191012282	4190000201	1	48,360	-	-	-	-	48,360	-	-	-	-	-	701	-	-	-	701	
50543833	DOBSON	RANDOLPH	LSP WAE TROOPER	0005120010	4191012284	4190000201	1	48,360	-	-	-	-	48,360	-	-	-	-	-	701	-	-	-	701	
50414019	GONZALES	SAMUEL	LSP WAE TROOPER	0005120010	4191012284	41900G0400	1	48,360	-	-	-	-	48,360	-	-	-	-	-	701	-	-	-	701	
50352728	HAWKINS	GARY	LSP WAE TROOPER	0005120010	4191012284	4190000201	1	48,360	-	-	-	-	48,360	-	-	-	-	-	701	-	-	-	701	
50380428	ANDERSON	JAMES	SPECIALIST	0005120010	4191012302	4190000300	1	48,360	-	-	-	-	48,360	-	-	-	-	2,998	701	-	-	3,699	3,699	
50662719	JOHNSON	PAUL	LSP WAE TROOPER	0005120010	4191012302	4190000300	1	48,360	-	-	-	-	48,360	-	-	-	-	-	701	-	-	-	701	
7000215	WESTPHAL	EDDIE	SPECIALIST	0005120010	4191012302	4190000300	1	48,360	-	-	-	-	48,360	-	-	-	-	-	701	-	-	-	701	
7000301	CURLEE	GREGORY	LSP WAE TROOPER	0005120010	4191022231	4190000200	1	48,360	-	-	-	-	48,360	-	-	-	-	-	701	-	-	-	701	
7112862	PRADOS	DOUGLAS	LSP WAE TROOPER	0005120010	4191022231	4190000201	1	48,360	-	-	-	-	48,360	-	-	-	-	-	701	-	-	-	701	
50660630	BODET	JOHN	TRAINDEV SPECIALIST 1	0005120010	4191022290	4190000200	1	28,642	-	-	-	-	28,642	-	-	-	-	1,776	415	-	-	2,191	2,191	
7000517	BONNER	DAVID	TRAINDEV SPECIALIST 1	0005120010	4191022290	4190000200	1	28,642	-	-	-	-	28,642	-	-	-	-	1,776	415	-	-	2,191	2,191	
7018817	DAVIS	MATTHEW	TRAINDEV SPECIALIST 1	0005120010	4191022290	4190000200	1	28,642	-	-	-	-	28,642	-	-	-	-	1,776	415	-	-	2,191	2,191	
50568682	DAY	ERIC	TRAINDEV SPECIALIST 1	0005120010	4191022290	4190000200	1	28,642	-	-	-	-	28,642	-	-	-	-	1,776	415	-	-	2,191	2,191	
50340602	FLEMING	ELDON	TRAINDEV SPECIALIST 1	0005120010	4191022290	4190000200	1	28,642	-	-	-	-	28,642	-	-	-	-	1,776	415	-	-	2,191	2,191	
7134617	HARDY	EDWARD	TRAINDEV PROG MANAGER	0005120010	4191022290	4190000200	1	35,131	-	-	-	-	35,131	-	-	-	-	-	509	-	-	-	509	
50543830	HARPER	DOUGLAS	TRAINDEV SPECIALIST 3	0005120010	4191022290	4190000200	1	31,824	-	-	-	-	31,824	-	-	-	-	1,973	461	-	-	2,434	2,434	
50557682	HAZA	JAMES	TRAINDEV SPECIALIST 1	0005120010	4191022290	4190000200	1	28,642	-	-	-	-	28,642	-	-	-	-	1,776	415	-	-	2,191	2,191	
7130009	JACKSON	SHARON	TRAINDEV SPECIALIST 1	0005120010	4191022290	4190000200	1	28,579	-	-	-	-	28,579	-	-	-	-	1,772	414	-	-	2,186	2,186	
7018655	JETT	THERESA	TRAINDEV SPECIALIST 1	0005120010	4191022290	4190000200	1	28,642	-	-	-	-	28,642	-	-	-	-	1,776	415	-	-	2,191	2,191	
9172	LEE	ANTONE	TRAINDEV SPECIALIST 1	0005120010	4191022290	4190000200	1	28,642	-	-	-	-	28,642	-	-	-	-	1,776	415	-	-	2,191	2,191	
7112861	PETERS	KIMBERLY	TRAINDEV SPECIALIST 1	0005120010	4191022290	4190000200	1	28,642	-	-	-	-	28,642	-	-	-	-	1,776	415	-	-	2,191	2,191	
50543831	PIKE	PHILIP	TRAINDEV SPECIALIST 3	0005120010	4191022290	4190000200	1	31,824	-	-	-	-	31,824	-	-	-	-	1,973	461	-	-	2,434	2,434	
7018325	PLEASANT	BRIAN	TRAINDEV SPECIALIST 1	0005120010	4191022290	4190000200	1	28,642	-	-	-	-	28,642	-	-	-	-	1,776	415	-	-	2,191	2,191	
7018500	RESWEBER	DAVID	TRAINDEV SPECIALIST 1	0005120010	4191022290	4190000200	1	28,642	-	-	-	-	28,642	-	-	-	-	1,776	415	-	-	2,191	2,191	
7018241	RHONE	DONNA	TRAINDEV SPECIALIST 1	0005120010	4191022290	4190000200	1	28,642	-	-	-	-	28,642	-	-	-	-	1,776	415	-	-	2,191	2,191	
50550704	RICHARD	ROYCE	TRAINDEV SPECIALIST 1	0005120010	4191022290	4190000200	1	28,642	-	-	-	-	28,642	-	-	-	-	1,776	415	-	-	2,191	2,191	
50390559	SIMMONS	JACK	TRAINDEV SPECIALIST 1	0005120010	4191022290	4190000200	1	25,459	-	-	-	-	25,459	-	-	-	-	-	369	-	-	-	369	
7018404	THOMPSON	STEVEN	TRAINDEV SPECIALIST 1	0005120010	4191022290	4190000200	1	28,642	-	-	-	-	28,642	-	-	-	-	1,776	415	-	-	2,191	2,191	
7017901	WILLIAMS	JUSTIN	TRAINDEV SPECIALIST 1	0005120010	4191022290	4190000200	1	28,642	-	-	-	-	28,642	-	-	-	-	1,776	415	-	-	2,191	2,191	
7018907	WOODWARD	SCOTT	TRAINDEV SPECIALIST 1	0005120010	4191022290	4190000200	1	28,642	-	-	-	-	28,642	-	-	-	-	1,776	415	-	-	2,191	2,191	
50532534	BUNCH	CYNTHIA	ADMIN COORDINATOR 4	0005120010	4191022293	41900P2100	1	37,955	-	-	-	-	37,955	-	-	-	-	-	550	-	-	-	550	
123286	CANNON	STEPHANIE	CSTL RES PROGRAM SPEC 3	0005120010	4191034201	41900V0100	1	51,480	-	-	-	-	51,480	-	-	-	-	-	746	-	-	-	746	
7018981	RILES	BRITTANY	CSTL RES PROGRAM SPEC 3	0005120010	4191034201	41900V0100	1	43,836	-	-	-	-	43,836	-	-	-	-	-	636	-	-	-	636	
7018340	BRUNER	TIMOTHY	LSP WAE TROOPER	0005120010	4191042301	4190000600	1	54,600	-	-	-	-	54,600	-	-	-	-	2,718	792	-	-	792	792	
7018506	BUQUET	LOUIS	LSP WAE TROOPER	0005120010	4191042301	4190000600	1	54,600	-	-	-	-	54,600	-	-	-	-	-	792	-	-	-	792	
50479950	COLLINS	CHARLES	LSP WAE TROOPER	0005120010	4191042301	4190000600	1	54,600	-	-	-	-	54,600	-	-	-	-	-	792	-	-	-	792	
113028	ESQUINANCE	DAVID	LSP WAE TROOPER	0005120010	4191042301	4190000600	1	54,600	-	-	-	-	54,600	-	-	-	-	-	792	-	-	-	792	
50390380	GUIDRY	JAMES	LSP WAE TROOPER	0005120010	4191042301	4190000600	1	54,600	-	-	-	-	54,600	-	-	-	-	-	792	-	-	-	792	
117124	LANDRY	GLYNN	LSP WAE TROOPER	0005120010	4191042301	4190000600	1	54,600	-	-	-	-	54,600	-	-	-	-	-	792	-	-	-	792	
7077352	LINTON	WINFRES	LSP WAE TROOPER	0005120010	4191042301	4190000600	1	54,600	-	-	-	-	54,600	-	-	-	-	-	792	-	-	-	792	
50322459	MAYEUX	MARCAL	LSP WAE TROOPER	0005120010	4191042301	4190000600	1	54,600	-	-	-	-	54,600	-	-	-	-	-	792	-	-	-	792	
7132500	MIRE	MARK	LSP WAE TROOPER	0005120010	4191042301	4190000600	1	54,600	-	-	-	-	54,600	-	-	-	-	-	792	-	-	-	792	
50400517	NUGENT	BRUCE	LSP WAE TROOPER	0005120010	4191042301	4190000600	1	54,600	-	-	-	-	54,600	-	-	-	-	-	792	-	-	-	792	
128554	RILEY	JAMES	LSP WAE TROOPER	0005120010	4191042301	4190000600	1	54,600	-	-	-	-	54,600	-	-	-	-	-	792	-	-	-	792	
50663139	SMITH	TIMOTHY	LSP WAE TROOPER	0005120010	4191042301	4190000600	1	54,600	-	-	-	-	54,600	-	-	-	-	-	792	-	-	-	792	
50509839	ARGRAVE	SHANNON	LSP WAE TROOPER	0005120010	4191042304	4190000201	1	54,600	-	-	-	-	54,600	-	-	-	-	-	792	-	-	-	792	
152712	PESSON	CHERYL	ADMIN COORDINATOR 4	0005120010	4191042304	4190000201	1	31,824	-	-	-	-	31,824	-	-	-	-	-	461	-	-	-	461	
				0005120010 Total				3,137,597	-	-	-	1,287	3,138,879	-	-	19,617	-	-	46,233	45,504	-	-	91,737	111,354
7018331	CROOKS	JENNA	STUDENT	0005120035	4191022293	4190000201	1	12,480	-	-	-	-	12,480	-	-	-	-	-	774	181	-	-	955	955
5040624	CASON	CADEN	STUDENT	0005120035	4191222222	4192ZZZZZZ	1	12,480	-	-	-	-	12,480	-	-	-	-	-	774	181	-	-	955	955
				0005120035 Total				24,960	-	-	-	-	24,960	-	-	-	-	-	1,548	362	-	-	1,910	1,910
				Grand Total			764	62,891,320	183,250	7,416	-	258,474	63,340,474	-	-	3,507,776	34,605,006	17,345	59,048	914,839	6,880,288	25,375	7,997,134	11,584,240

Continuation Budget Adjustments - by Program

Office of State Police  
Traffic Enforcement Program  
Vacant

Position Number	C/U	Job Title	Salary Object	Cost Center	Actual Vac	CostCenter %	Position Count	Pay scale group	Employee FTE	Biweekly Salary	Requested Salary	Retire ment Plan	Employer Retirement	State Police Retirement	Employer Medicare	Employer Medical	Employer Life	Total Benefits	Total Salaries and Benefits
174402	C	ADMIN COORDINATOR 2	0005110010	4191012275	1/16/2021	100.00	1,000	AS-607	100.00	1,282	33,342	RETR	13,970	52,038	483	12,930	300	27,683	61,025
113008	C	ADMIN COORDINATOR 3	0005110010	4191012274	7/24/2023	100.00	1,000	AS-609	100.00	1,468	38,168	RETR	15,992	52,038	593	12,930	300	29,775	67,943
77729	C	ACCOUNTING SPECIALIST 2	0005110010	4191012296	7/31/2023	100.00	1,000	AS-610	100.00	1,571	40,851	RETR	17,117	52,038	592	12,930	300	30,939	71,790
50349501	C	COMPLIANCE INSPECTOR 2	0005110010	4191022214	1/10/2022	100.00	1,000	AS-611	100.00	1,681	43,701	RETR	18,311	52,038	634	12,930	300	32,175	75,876
50672222	C	ADMIN COORDINATOR 4	0005110010	4191012296		100.00	1,000	AS-611	100.00	1,681	43,701	RETR	18,311	52,038	634	12,930	300	32,175	75,876
50468512	C	PARALEGAL 1	0005110010	4191012296	1/6/2023	100.00	1,000	AS-612	100.00	1,902	49,462	RETR	20,725	52,038	717	12,930	300	34,672	84,134
50567784	C	ADMIN PROG SPEC B	0005110010	4191012296	6/12/2023	100.00	1,000	AS-614	100.00	2,178	56,638	RETR	23,731	52,038	821	12,930	300	37,782	94,420
50668428	C	ADMIN PROG SPEC B	0005110010	4191042304		100.00	1,000	AS-614	100.00	2,178	56,638	RETR	23,731	52,038	821	12,930	300	37,782	94,420
50670883	C	ADMIN PROG SPEC C	0005110010	4191034201		100.00	1,000	AS-615	100.00	2,330	60,590	RETR	25,387	52,038	879	12,930	300	39,496	100,086
50670930	C	ATTORNEY 3	0005110010	4191034201		100.00	1,000	AS-620	100.00	3,269	84,989	RETR	35,610	52,038	1,232	12,930	300	50,072	135,061
50470952	C	ATTORNEY 4	0005110010	4191034201	3/9/2022	100.00	1,000	AS-621	100.00	3,498	90,938	RETR	38,103	52,038	1,319	12,930	300	52,652	143,590
50415469	C	ATTORNEY SUPERVISOR	0005110010	4191012296	9/1/2023	100.00	1,000	AS-622	100.00	3,742	97,302	RETR	40,770	52,038	1,411	12,930	300	55,411	152,713
TBD	C	LSP Cadet	0005110010	4191012276	9/4/2023	100.00	1,000	P-01	100.00	2,972	77,277	RETR		52,038	1,121	12,930	300	66,389	143,666
TBD	C	LSP Cadet	0005110010	4191012276	9/4/2023	100.00	1,000	P-01	100.00	2,972	77,277	RETR		52,038	1,121	12,930	300	66,389	143,666
TBD	C	LSP Cadet	0005110010	4191012276	9/4/2023	100.00	1,000	P-01	100.00	2,972	77,277	RETR		52,038	1,121	12,930	300	66,389	143,666
TBD	C	LSP Cadet	0005110010	4191012276	9/4/2023	100.00	1,000	P-01	100.00	2,972	77,277	RETR		52,038	1,121	12,930	300	66,389	143,666
TBD	C	LSP Cadet	0005110010	4191012276	9/4/2023	100.00	1,000	P-01	100.00	2,972	77,277	RETR		52,038	1,121	12,930	300	66,389	143,666
50466752	C	State Police Trooper	0005110010	4191012276	9/4/2023	100.00	1,000	P-01	100.00	2,972	77,277	RETR		52,038	1,121	12,930	300	66,389	143,666
50466752	C	State Police Trooper	0005110010	4191012276	9/4/2023	100.00	1,000	P-01	100.00	2,972	77,277	RETR		52,038	1,121	12,930	300	66,389	143,666
50466755	C	State Police Trooper	0005110010	4191012278	2/3/2023	100.00	1,000	P-01	100.00	2,972	77,277	RETR		52,038	1,121	12,930	300	66,389	143,666
50466759	C	State Police Trooper	0005110010	4191012274	4/27/2023	100.00	1,000	P-01	100.00	2,972	77,277	RETR		52,038	1,121	12,930	300	66,389	143,666
50466768	C	State Police Trooper	0005110010	4191012284	8/17/2022	100.00	1,000	P-01	100.00	2,972	77,277	RETR		52,038	1,121	12,930	300	66,389	143,666
50494703	C	State Police Trooper	0005110010	4191012284	5/18/2023	100.00	1,000	P-01	100.00	2,972	77,277	RETR		52,038	1,121	12,930	300	66,389	143,666
50494708	C	State Police Trooper	0005110010	4191012275	10/3/2022	100.00	1,000	P-01	100.00	2,972	77,277	RETR		52,038	1,121	12,930	300	66,389	143,666
50509014	C	State Police Trooper	0005110010	4191012284	11/14/2022	100.00	1,000	P-01	100.00	2,972	77,277	RETR		52,038	1,121	12,930	300	66,389	143,666
50509022	C	State Police Trooper	0005110010	4191012276	1/9/2023	100.00	1,000	P-01	100.00	2,972	77,277	RETR		52,038	1,121	12,930	300	66,389	143,666
50509831	C	State Police Trooper	0005110010	4191012279	7/3/2023	100.00	1,000	P-01	100.00	2,972	77,277	RETR		52,038	1,121	12,930	300	66,389	143,666
50509833	C	State Police Trooper	0005110010	4191012282	2/6/2023	100.00	1,000	P-01	100.00	2,972	77,277	RETR		52,038	1,121	12,930	300	66,389	143,666
50509843	C	State Police Trooper	0005110010	4191012280	10/3/2022	100.00	1,000	P-01	100.00	2,972	77,277	RETR		52,038	1,121	12,930	300	66,389	143,666
50509845	C	State Police Trooper	0005110010	4191012274	9/19/2022	100.00	1,000	P-01	100.00	2,972	77,277	RETR		52,038	1,121	12,930	300	66,389	143,666
50509849	C	State Police Cadet	0005110010	4191012279	3/24/2023	100.00	1,000	P-01	100.00	2,972	77,277	RETR		52,038	1,121	12,930	300	66,389	143,666
50509851	C	State Police Cadet	0005110010	4191012276	2/22/2023	100.00	1,000	P-01	100.00	2,972	77,277	RETR		52,038	1,121	12,930	300	66,389	143,666
50509868	C	State Police Trooper	0005110010	4191012278	2/6/2023	100.00	1,000	P-01	100.00	2,972	77,277	RETR		52,038	1,121	12,930	300	66,389	143,666
50393932	C	State Police Trooper	0005110010	4191012284	7/1/2023	100.00	1,000	P-01	100.00	2,972	77,277	RETR		52,038	1,121	12,930	300	66,389	143,666
50319264	C	State Police Trooper	0005110010	4191012275	4/27/2023	100.00	1,000	P-01	100.00	2,972	77,277	RETR		52,038	1,121	12,930	300	66,389	143,666
50320786	C	STATE POLICE MASTER TROOPER	0005110010	4191012274	5/1/2023	100.00	1,000	P-01	100.00	2,972	77,277	RETR		52,038	1,121	12,930	300	66,389	143,666
50320792	C	STATE POLICE MASTER TROOPER	0005110010	4191012276	8/17/2022	100.00	1,000	P-01	100.00	2,972	77,277	RETR		52,038	1,121	12,930	300	66,389	143,666
50320827	C	State Police Cadet	0005110010	4191012277	6/5/2023	100.00	1,000	P-01	100.00	2,972	77,277	RETR		52,038	1,121	12,930	300	66,389	143,666
50340601	C	STATE POLICE MASTER TROOPER	0005110010	4191022231	1/24/2022	100.00	1,000	P-01	100.00	2,972	77,277	RETR		52,038	1,121	12,930	300	66,389	143,666
50380426	C	State Police Trooper	0005110010	4191012274	1/23/2023	100.00	1,000	P-01	100.00	2,972	77,277	RETR		52,038	1,121	12,930	300	66,389	143,666
50380435	C	State Police Cadet	0005110010	4191012295	9/5/2022	100.00	1,000	P-01	100.00	2,972	77,277	RETR		52,038	1,121	12,930	300	66,389	143,666
50380447	C	State Police Cadet	0005110010	4191012284	3/13/2023	100.00	1,000	P-01	100.00	2,972	77,277	RETR		52,038	1,121	12,930	300	66,389	143,666
50380449	C	State Police Trooper	0005110010	4191012274	9/2/2022	100.00	1,000	P-01	100.00	2,972	77,277	RETR		52,038	1,121	12,930	300	66,389	143,666
50380450	C	State Police Trooper	0005110010	4191012279	3/21/2022	100.00	1,000	P-01	100.00	2,972	77,277	RETR		52,038	1,121	12,930	300	66,389	143,666
50393995	C	State Police Trooper	0005110010	4191012274	2/24/2023	100.00	1,000	P-01	100.00	2,972	77,277	RETR		52,038	1,121	12,930	300	66,389	143,666
50393904	C	State Police Trooper	0005110010	4191012276	2/6/2023	100.00	1,000	P-01	100.00	2,972	77,277	RETR		52,038	1,121	12,930	300	66,389	143,666
50393907	C	State Police Cadet	0005110010	4191012295	8/8/2022	100.00	1,000	P-01	100.00	2,972	77,277	RETR		52,038	1,121	12,930	300	66,389	143,666
50393911	C	State Police Trooper	0005110010	4191012277	2/28/2023	100.00	1,000	P-01	100.00	2,972	77,277	RETR		52,038	1,121	12,930	300	66,389	143,666
50393914	C	State Police Trooper	0005110010	4191012277	2/6/2023	100.00	1,000	P-01	100.00	2,972	77,277	RETR		52,038	1,121	12,930	300	66,389	143,666
50393915	C	State Police Trooper	0005110010	4191012277	9/5/2022	100.00	1,000	P-01	100.00	2,972	77,277	RETR		52,038	1,121	12,930	300	66,389	143,666
50393917	C	State Police Trooper	0005110010	4191012279	9/7/2022	100.00	1,000	P-01	100.00	2,972	77,277	RETR		52,038	1,121	12,930	300	66,389	143,666
50393929	C	State Police Trooper	0005110010	4191012284	8/17/2022	100.00	1,000	P-01	100.00	2,972	77,277	RETR		52,038	1,121	12,930	300	66,389	143,666
50543020	C	State Police Trooper	0005110010	4191012276	7/22/2022	100.00	1,000	P-01	100.00	2,972	77,277	RETR		52,038	1,121	12,930	300	66,389	143,666
50543842	C	State Police Trooper	0005110010	4191022214	2/6/2023	100.00	1,000	P-01	100.00	2,972	77,277	RETR		52,038	1,121	12,930	300	66,389	143,666
50543843	C	State Police Trooper	0005110010	4191012274	10/7/2022	100.00	1,000	P-01	100.00	2,972	77,277	RETR		52,038	1,121	12,930	300	66,389	143,666
50555469	C	State Police Trooper	0005110010	4191012282	5/27/2023	100.00	1,000	P-01	100.00	2,972	77,277	RETR		52,038	1,121	12,930	300	66,389	143,666
50555471	C	State Police Trooper	0005110010	4191012296	3/7/2022	100.00	1,000	P-01	100.00	2,972	77,277	RETR		52,038	1,121	12,930	300	66,389	



Continuation Budget Adjustments - by Program

Office of State Police  
Traffic Enforcement Program  
Vacant

Position Number	C/U	Job Title	Salary Object	Cost Center	Actual Vac	CostCenter %	Position Count	Pay scale group	Employee FTE	Biweekly Salary	Requested Salary	Retirement Plan	Employer Retirement	State Police Retirement	Employer Medicare	Employer Medical	Employer Life	Total Benefits	Total Salaries and Benefits
50532362	C	State Police Trooper	0005110010	4191012284	8/17/2022	100.00	1.000	P-01	100.00	2,972	77,277	RETR		52,038	1,121	12,930	300	66,389	143,666
50542918	C	State Police Trooper	0005110010	4191012275	7/26/2022	100.00	1.000	P-01	100.00	2,972	77,277	RETR		52,038	1,121	12,930	300	66,389	143,666
50542919	C	State Police Trooper	0005110010	4191012275	10/3/2022	100.00	1.000	P-01	100.00	2,972	77,277	RETR		52,038	1,121	12,930	300	66,389	143,666
50542920	C	State Police Trooper	0005110010	4191012275	10/3/2022	100.00	1.000	P-01	100.00	2,972	77,277	RETR		52,038	1,121	12,930	300	66,389	143,666
50542966	C	State Police Trooper	0005110010	4191012280	5/18/2023	100.00	1.000	P-01	100.00	2,972	77,277	RETR		52,038	1,121	12,930	300	66,389	143,666
50543005	C	State Police Trooper	0005110010	4191012282	1/20/2023	100.00	1.000	P-01	100.00	2,972	77,277	RETR		52,038	1,121	12,930	300	66,389	143,666
7000210	C	State Police Trooper	0005110010	4191012278	8/17/2022	100.00	1.000	P-01	100.00	2,972	77,277	RETR		52,038	1,121	12,930	300	66,389	143,666
7000212	C	STATE POLICE MASTER TROOPER	0005110010	4191012274	4/3/2023	100.00	1.000	P-01	100.00	2,972	77,277	RETR		52,038	1,121	12,930	300	66,389	143,666
7000214	C	State Police Cadet	0005110010	4191012274	3/2/2023	100.00	1.000	P-01	100.00	2,972	77,277	RETR		52,038	1,121	12,930	300	66,389	143,666
7000225	C	State Police Trooper	0005110010	4191012277	2/6/2023	100.00	1.000	P-01	100.00	2,972	77,277	RETR		52,038	1,121	12,930	300	66,389	143,666
7000256	C	STATE POLICE MASTER TROOPER	0005110010	4191012278	6/22/2023	100.00	1.000	P-01	100.00	2,972	77,277	RETR		52,038	1,121	12,930	300	66,389	143,666
7000257	C	State Police Trooper	0005110010	4191012275	8/5/2023	100.00	1.000	P-01	100.00	2,972	77,277	RETR		52,038	1,121	12,930	300	66,389	143,666
7000272	C	State Police Trooper	0005110010	4191012295	10/10/2022	100.00	1.000	P-01	100.00	2,972	77,277	RETR		52,038	1,121	12,930	300	66,389	143,666
7000280	C	State Police Trooper	0005110010	4191012295	3/6/2023	100.00	1.000	P-01	100.00	2,972	77,277	RETR		52,038	1,121	12,930	300	66,389	143,666
7000423	C	State Police Trooper	0005110010	4191012284	10/10/2022	100.00	1.000	P-01	100.00	2,972	77,277	RETR		52,038	1,121	12,930	300	66,389	143,666
7000451	C	State Police Trooper	0005110010	4191012295	8/21/2023	100.00	1.000	P-01	100.00	2,972	77,277	RETR		52,038	1,121	12,930	300	66,389	143,666
7000582	C	State Police Trooper	0005110010	4191012296	2/23/2022	100.00	1.000	P-01	100.00	2,972	77,277	RETR		52,038	1,121	12,930	300	66,389	143,666
7017789	C	STATE POLICE MASTER TROOPER	0005110010	4191042304	6/8/2023	100.00	1.000	P-01	100.00	2,972	77,277	RETR		52,038	1,121	12,930	300	66,389	143,666
7017810	C	STATE POLICE MASTER TROOPER	0005110010	4191012274	8/22/2022	100.00	1.000	P-01	100.00	2,972	77,277	RETR		52,038	1,121	12,930	300	66,389	143,666
7017861	C	State Police Trooper	0005110010	4191012275	2/24/2023	100.00	1.000	P-01	100.00	2,972	77,277	RETR		52,038	1,121	12,930	300	66,389	143,666
7017905	C	State Police Trooper	0005110010	4191012278	5/18/2023	100.00	1.000	P-01	100.00	2,972	77,277	RETR		52,038	1,121	12,930	300	66,389	143,666
7017906	C	State Police Cadet	0005110010	4191012275	10/3/2022	100.00	1.000	P-01	100.00	2,972	77,277	RETR		52,038	1,121	12,930	300	66,389	143,666
7017929	C	State Police Trooper	0005110010	4191042301	2/6/2023	100.00	1.000	P-01	100.00	2,972	77,277	RETR		52,038	1,121	12,930	300	66,389	143,666
7017938	C	State Police Trooper	0005110010	4191012295	3/6/2023	100.00	1.000	P-01	100.00	2,972	77,277	RETR		52,038	1,121	12,930	300	66,389	143,666
7017942	C	STATE POLICE MASTER TROOPER	0005110010	4191012274	8/22/2022	100.00	1.000	P-01	100.00	2,972	77,277	RETR		52,038	1,121	12,930	300	66,389	143,666
7017952	C	State Police Trooper	0005110010	4191012277	8/17/2022	100.00	1.000	P-01	100.00	2,972	77,277	RETR		52,038	1,121	12,930	300	66,389	143,666
7017958	C	STATE POLICE MASTER TROOPER	0005110010	4191012278	9/10/2022	100.00	1.000	P-01	100.00	2,972	77,277	RETR		52,038	1,121	12,930	300	66,389	143,666
7017968	C	State Police Trooper	0005110010	4191012274	9/19/2022	100.00	1.000	P-01	100.00	2,972	77,277	RETR		52,038	1,121	12,930	300	66,389	143,666
7017973	C	State Police Cadet	0005110010	4191012284	10/10/2022	100.00	1.000	P-01	100.00	2,972	77,277	RETR		52,038	1,121	12,930	300	66,389	143,666
7000202	C	State Police Trooper	0005110010	4191012282	10/20/2022	100.00	1.000	P-01	100.00	2,972	77,277	RETR		52,038	1,121	12,930	300	66,389	143,666
7000017	C	State Police Trooper	0005110010	4191012275	10/17/2022	100.00	1.000	P-01	100.00	2,972	77,277	RETR		52,038	1,121	12,930	300	66,389	143,666
7000018	C	State Police Trooper	0005110010	4191012276	2/28/2023	100.00	1.000	P-01	100.00	2,972	77,277	RETR		52,038	1,121	12,930	300	66,389	143,666
7000177	C	State Police Trooper	0005110010	4191012280	4/13/2023	100.00	1.000	P-01	100.00	2,972	77,277	RETR		52,038	1,121	12,930	300	66,389	143,666
7000187	C	STATE POLICE MASTER TROOPER	0005110010	4191012282	10/6/2022	100.00	1.000	P-01	100.00	2,972	77,277	RETR		52,038	1,121	12,930	300	66,389	143,666
7018728	C	State Police Trooper	0005110010	4191012282	7/25/2022	100.00	1.000	P-01	100.00	2,972	77,277	RETR		52,038	1,121	12,930	300	66,389	143,666
7018753	C	State Police Trooper	0005110010	4191012284	8/17/2022	100.00	1.000	P-01	100.00	2,972	77,277	RETR		52,038	1,121	12,930	300	66,389	143,666
7018805	C	State Police Cadet	0005110010	4191012278	2/20/2023	100.00	1.000	P-01	100.00	2,972	77,277	RETR		52,038	1,121	12,930	300	66,389	143,666
7018841	C	State Police Trooper	0005110010	4191012296	8/21/2023	100.00	1.000	P-01	100.00	2,972	77,277	RETR		52,038	1,121	12,930	300	66,389	143,666
7018851	C	STATE POLICE MASTER TROOPER	0005110010	4191042301	10/31/2022	100.00	1.000	P-01	100.00	2,972	77,277	RETR		52,038	1,121	12,930	300	66,389	143,666
7018935	C	STATE POLICE MASTER TROOPER	0005110010	4191042304	2/28/2023	100.00	1.000	P-01	100.00	2,972	77,277	RETR		52,038	1,121	12,930	300	66,389	143,666
7077333	C	STATE POLICE MASTER TROOPER	0005110010	4191042301	10/20/2022	100.00	1.000	P-01	100.00	2,972	77,277	RETR		52,038	1,121	12,930	300	66,389	143,666
7077360	C	State Police Trooper	0005110010	4191012274	1/23/2023	100.00	1.000	P-01	100.00	2,972	77,277	RETR		52,038	1,121	12,930	300	66,389	143,666
7112871	C	State Police Trooper	0005110010	4191012295	1/23/2023	100.00	1.000	P-01	100.00	2,972	77,277	RETR		52,038	1,121	12,930	300	66,389	143,666
7112875	C	STATE POLICE MASTER TROOPER	0005110010	4191012284	8/21/2023	100.00	1.000	P-01	100.00	2,972	77,277	RETR		52,038	1,121	12,930	300	66,389	143,666
7127955	C	STATE POLICE MASTER TROOPER	0005110010	4191012278	7/20/2022	100.00	1.000	P-01	100.00	2,972	77,277	RETR		52,038	1,121	12,930	300	66,389	143,666
7129406	C	State Police Trooper	0005110010	4191012275	1/16/2023	100.00	1.000	P-01	100.00	2,972	77,277	RETR		52,038	1,121	12,930	300	66,389	143,666
7129410	C	State Police Cadet	0005110010	4191012275	10/3/2022	100.00	1.000	P-01	100.00	2,972	77,277	RETR		52,038	1,121	12,930	300	66,389	143,666
7129431	C	STATE POLICE MASTER TROOPER	0005110010	4191012284	10/20/2022	100.00	1.000	P-01	100.00	2,972	77,277	RETR		52,038	1,121	12,930	300	66,389	143,666
7129432	C	State Police Trooper	0005110010	4191012276	7/20/2022	100.00	1.000	P-01	100.00	2,972	77,277	RETR		52,038	1,121	12,930	300	66,389	143,666
7129433	C	STATE POLICE MASTER TROOPER	0005110010	4191012274	9/10/2023	100.00	1.000	P-01	100.00	2,972	77,277	RETR		52,038	1,121	12,930	300	66,389	143,666
7129454	C	State Police Trooper	0005110010	4191012277	8/16/2022	100.00	1.000	P-01	100.00	2,972	77,277	RETR		52,038	1,121	12,930	300	66,389	143,666
7129488	C	State Police Trooper	0005110010	4191012279	4/27/2023	100.00	1.000	P-01	100.00	2,972	77,277	RETR		52,038	1,121	12,930	300	66,389	143,666
7136137	C	State Police Trooper	0005110010	4191012296	8/17/2022	100.00	1.000	P-01	100.00	2,972	77,277	RETR		52,038	1,121	12,930	300	66,389	143,666
7018600	C	State Police Trooper	0005110010	4191012278	5/18/2023	100.00	1.000	P-01	100.00	2,972	77,277	RETR		52,038	1,121	12,930	300	66,389	143,666
7017990	C	State Police Trooper	0005110010	4191012279	2/28/2023	100.00	1.000	P-01	100.00	2,972	77,277	RETR		52,038	1,121	12,930	300	66,389	143,666
7018000	C	State Police Trooper	0005110010	4191012274	4/27/2023	100.00	1.000	P-01	100.00	2,972	77,277	RETR		52,038	1,121	12,930	300	66,389	143,666
7018066	C	State Police Trooper	0005110010	4191012275	8/17/2022	100.00	1.000	P-01	100.00	2,972	77,277	RETR		52,038	1,121	12,930	300	66,389	143,666

Continuation Budget Adjustments - by Program

Office of State Police  
Traffic Enforcement Program  
Vacant

Position Number	C/U	Job Title	Salary Object	Cost Center	Actual Vac	CostCenter %	Position Count	Pay scale group	Employee FTE	Biweekly Salary	Requested Salary	Retire ment Plan	Employer Retirement	State Police Retirement	Employer Medicare	Employer Medical	Employer Life	Total Benefits	Total Salaries and Benefits
7018415	C	STATE POLICE MASTER TROOPER	0005110010	4191042304	11/27/2022	100.00	1,000	P-01	100.00	2,972	77,277	RETR		52,038	1,121	12,930	300	66,389	143,666
7018420	C	State Police Cadet	0005110010	4191012279	9/13/2022	100.00	1,000	P-01	100.00	2,972	77,277	RETR		52,038	1,121	12,930	300	66,389	143,666
7018444	C	STATE POLICE MASTER TROOPER	0005110010	4191042304	8/7/2023	100.00	1,000	P-01	100.00	2,972	77,277	RETR		52,038	1,121	12,930	300	66,389	143,666
7018524	C	State Police Cadet	0005110010	4191012280	4/12/2023	100.00	1,000	P-01	100.00	2,972	77,277	RETR		52,038	1,121	12,930	300	66,389	143,666
7018570	C	STATE POLICE MASTER TROOPER	0005110010	4191012274	8/16/2023	100.00	1,000	P-01	100.00	2,972	77,277	RETR		52,038	1,121	12,930	300	66,389	143,666
50400625	C	STATE POLICE SERGEANT	0005110010	4191012282	8/5/2022	100.00	1,000	P-02	100.00	3,284	85,391	RETR		57,502	1,238	12,930	300	71,970	157,361
50543832	C	STATE POLICE SERGEANT	0005110010	4191022214	2/6/2023	100.00	1,000	P-02	100.00	3,284	85,391	RETR		57,502	1,238	12,930	300	71,970	157,361
50543834	C	STATE POLICE SERGEANT	0005110010	4191042304	8/21/2023	100.00	1,000	P-02	100.00	3,284	85,391	RETR		57,502	1,238	12,930	300	71,970	157,361
50548161	C	STATE POLICE SERGEANT	0005110010	4191012296	10/1/2022	100.00	1,000	P-02	100.00	3,284	85,391	RETR		57,502	1,238	12,930	300	71,970	157,361
7018939	C	STATE POLICE SERGEANT	0005110010	4191012278	3/28/2023	100.00	1,000	P-02	100.00	3,284	85,391	RETR		57,502	1,238	12,930	300	71,970	157,361
7097880	C	STATE POLICE SERGEANT	0005110010	4191012284	8/21/2023	100.00	1,000	P-02	100.00	3,284	85,391	RETR		57,502	1,238	12,930	300	71,970	157,361
7126566	C	STATE POLICE SERGEANT	0005110010	4191012275	8/21/2023	100.00	1,000	P-02	100.00	3,284	85,391	RETR		57,502	1,238	12,930	300	71,970	157,361
7018344	C	STATE POLICE SERGEANT	0005110010	4191012276	7/20/2022	100.00	1,000	P-02	100.00	3,284	85,391	RETR		57,502	1,238	12,930	300	71,970	157,361
7018502	C	STATE POLICE SERGEANT	0005110010	4191012276	2/28/2023	100.00	1,000	P-02	100.00	3,284	85,391	RETR		57,502	1,238	12,930	300	71,970	157,361
7018519	C	STATE POLICE SERGEANT	0005110010	4191012282	8/22/2022	100.00	1,000	P-02	100.00	3,284	85,391	RETR		57,502	1,238	12,930	300	71,970	157,361
7018528	C	STATE POLICE SERGEANT	0005110010	4191012278	4/3/2023	100.00	1,000	P-02	100.00	3,284	85,391	RETR		57,502	1,238	12,930	300	71,970	157,361
50320791	C	State Police Emer Svc Senior Tech	0005110010	4191022292	2/24/2023	100.00	1,000	P-03	100.00	3,629	94,357	RETR		63,540	1,368	12,930	300	78,138	172,495
50543827	C	STATE POLICE LIEUTENANT	0005110010	4191022214	10/31/2022	100.00	1,000	P-03	100.00	3,629	94,357	RETR		63,540	1,368	12,930	300	78,138	172,495
7018044	C	STATE POLICE LIEUTENANT	0005110010	4191012275	11/27/2021	100.00	1,000	P-03	100.00	3,629	94,357	RETR		63,540	1,368	12,930	300	78,138	172,495
50543823	C	State Police Captain	0005110010	4191012296	8/21/2023	100.00	1,000	P-05	100.00	4,130	107,392	RETR		72,318	1,537	12,930	300	87,195	194,437
50318056	C	POLICE OFFICER 1-A	0005110010	4191012296	2/19/2023	100.00	1,000	PS-107	100.00	1,614	41,954	RETR	17,579		608	12,930	300	31,417	73,371
50372277	C	POLICE OFFICER 3-A	0005110010	4191012296	3/5/2023	100.00	1,000	PS-109	100.00	1,848	48,038	RETR	20,128		697	12,930	300	34,055	82,093
8495	C	POLICE OFFICER 3-A	0005110010	4191012296	10/31/2022	100.00	1,000	PS-109	100.00	1,848	48,038	RETR	20,128		697	12,930	300	34,055	82,093
14317	C	POLICE OFFICER 3-A	0005110010	4191022214	7/11/2022	100.00	1,000	PS-109	100.00	1,848	48,038	RETR	20,128		697	12,930	300	34,055	82,093
50460803	C	POLICE SERGEANT-A	0005110010	4191022214	8/27/2022	100.00	1,000	PS-111	100.00	2,116	55,006	RETR	23,048		798	12,930	300	37,076	92,082
50475755	C	POLICE SERGEANT-A	0005110010	4191022214	7/11/2022	100.00	1,000	PS-111	100.00	2,116	55,006	RETR	23,048		798	12,930	300	37,076	92,082
7675	C	POLICE SERGEANT-A	0005110010	4191022214	6/13/2022	100.00	1,000	PS-111	100.00	2,116	55,006	RETR	23,048		798	12,930	300	37,076	92,082
9352	C	POLICE SERGEANT-A	0005110010	4191022214	6/27/2022	100.00	1,000	PS-111	100.00	2,116	55,006	RETR	23,048		798	12,930	300	37,076	92,082
13231	C	POLICE SERGEANT-A	0005110010	4191022214	7/11/2022	100.00	1,000	PS-111	100.00	2,116	55,006	RETR	23,048		798	12,930	300	37,076	92,082
17283	C	POLICE SERGEANT-A	0005110010	4191022231	1/2/2023	100.00	1,000	PS-111	100.00	2,116	55,006	RETR	23,048		798	12,930	300	37,076	92,082
50413888	C	POLICE LIEUTENANT A	0005110010	4191022214	2/18/2023	100.00	1,000	PS-113	100.00	2,422	62,972	RETR	26,385		913	12,930	300	40,528	103,500
50475184	C	POLICE LIEUTENANT A	0005110010	4191022214	5/2/2022	100.00	1,000	PS-113	100.00	2,422	62,972	RETR	26,385		913	12,930	300	40,528	103,500
50669753	C	CRIMINAL INVESTIGATOR 3	0005110010	4191012296	1/10/2022	100.00	1,000	PS-115	100.00	2,773	72,103	RETR	30,211	1,045	12,930	300	44,486	116,589	
12655	C	POLICE CAPTAIN-A	0005110010	4191022214	1/10/2022	100.00	1,000	PS-115	100.00	2,773	72,103	RETR	30,211	1,045	12,930	300	44,486	116,589	
50330103	C	CRIMINAL RECORDS ANL 2	0005110010	4191012296	5/29/2021	100.00	1,000	TS-303	100.00	1,381	35,901	RETR	15,043	521	12,930	300	28,794	64,695	
50559720	C	ENV SCIENTIST 1	0005110010	4191034201	11/11/2022	100.00	1,000	TS-308	100.00	1,938	50,378	RETR	21,108	730	12,930	300	35,068	85,446	
50542758	C	ENV SCIENTIST 1	0005110010	4191034201	11/16/2022	100.00	1,000	TS-308	100.00	1,938	50,378	RETR	21,108	730	12,930	300	35,068	85,446	
50542754	C	BIOLOGIST 2	0005110010	4191034201	11/14/2020	100.00	1,000	TS-309	100.00	2,073	53,903	RETR	22,585	782	12,930	300	36,597	90,500	
50542755	C	BIOLOGIST 3	0005110010	4191034201	4/18/2022	100.00	1,000	TS-311	100.00	2,374	61,714	RETR	25,858	895	12,930	300	39,983	101,697	
50542756	C	BIOLOGIST 3	0005110010	4191034201	8/2/2022	100.00	1,000	TS-311	100.00	2,374	61,714	RETR	25,858	895	12,930	300	39,983	101,697	
50667702	C	CRIME LABORATORY ANALYST 4	0005110010	4191012296	10/10/2022	100.00	1,000	TS-313	100.00	2,717	70,647	RETR	29,601	1,024	12,930	300	43,855	114,502	
50663810	C	BUSINESS TECHNOLOGY SUPERVISOR	0005110010	4191012296	10/10/2022	100.00	1,000	TS-316	100.00	3,329	86,559	RETR	36,268	1,255	12,930	300	50,753	137,312	
50542763	C	CSTL RES SCIENTIST MGR	0005110010	4191034201	1/7/2023	100.00	1,000	TS-317	100.00	3,562	92,622	RETR	38,809	1,343	12,930	300	53,382	146,004	
50671424	C	PETROLEUM SCIENTIST ADMINISTRATIVE	0005110010	4191034201	10/10/2022	100.00	1,000	TS-322	100.00	4,996	129,896	RETR	54,426	1,883	12,930	300	69,539	199,435	
50325117	C	COMMUNICATIONS OFFICER 2	0005110010	4191012296	5/30/2022	100.00	1,000	WS-210	100.00	1,924	50,024	RETR	20,960	725	12,930	300	34,915	84,939	
18062	C	COMMUNICATIONS OFFICER 2	0005110010	4191012296	8/15/2021	100.00	1,000	WS-210	100.00	1,924	50,024	RETR	20,960	725	12,930	300	34,915	84,939	
170022	C	COMMUNICATIONS OFFICER 2	0005110010	4191012296	7/13/2023	100.00	1,000	WS-210	100.00	1,924	50,024	RETR	20,960	725	12,930	300	34,915	84,939	
174913	C	COMMUNICATIONS OFFICER 2	0005110010	4191012296	4/25/2022	100.00	1,000	WS-210	100.00	1,924	50,024	RETR	20,960	725	12,930	300	34,915	84,939	
50629632	C	COMMUNICATIONS OFFICER 3	0005110010	4191012282	4/3/2023	100.00	1,000	WS-211	100.00	2,058	53,518	RETR	22,424	776	12,930	300	36,430	89,948	
50513181	C	COMMUNICATIONS OFFICER 3	0005110010	4191012278	6/5/2023	100.00	1,000	WS-211	100.00	2,058	53,518	RETR	22,424	776	12,930	300	36,430	89,948	
50513385	C	COMMUNICATIONS OFFICER 3	0005110010	4191012278	6/24/2023	100.00	1,000	WS-211	100.00	2,058	53,518	RETR	22,424	776	12,930	300	36,430	89,948	
50513386	C	COMMUNICATIONS OFFICER 3	0005110010	4191012278	3/1/2023	100.00	1,000	WS-211	100.00	2,058	53,518	RETR	22,424	776	12,930	300	36,430	89,948	
50513389	C	COMMUNICATIONS OFFICER 3	0005110010	4191012296	7/15/2023	100.00	1,000	WS-211	100.00	2,058	53,518	RETR	22,424	776	12,930	300	36,430	89,948	
18016	C	COMMUNICATIONS OFFICER 3	0005110010	4191012282	8/16/2023	100.00	1,000	WS-211	100.00	2,058	53,518	RETR	22,424	776	12,930	300	36,430	89,948	
18396	C	COMMUNICATIONS OFFICER 3	0005110010	4191012282	5/15/2023	100.00	1,000	WS-211	100.00	2,058	53,518	RETR	22,424	776	12,930	300	36,430	89,948	
170021	C	COMMUNICATIONS OFFICER 3	0005110010	4191012271	11/14/2022	100.00	1,000	WS-211	100.00	2,058	53,518	RETR	22,424	776	12,930	300	36,430	89,948	
170028	C	COMMUNICATIONS OFFICER 3	0005110010	4191012282	1/9/2023	100.00	1,000	WS-211	100.00	2,058	53,518	RETR	22,424	776	12,930	300	36,430	89,	

DEPARTMENT OF PUBLIC SAFETY  
OFFICE OF STATE POLICE TRAFFIC ENFORCEMENT PROGRAM  
FISCAL YEAR 2024-2025

COMPULSORY ADJUSTMENTS  
SUMMARY SHEET

<b>SALARIES</b>			
	<b>5110010</b>	<b>5110025</b>	<b>TOTAL</b>
PAYROLL REPORT			
FILLED	59,751,476	425,160	60,176,636
VACANT	14,240,187		14,240,187
<b>SUBTOTAL</b>	<b>73,991,663</b>	<b>425,160</b>	<b>74,416,823</b>
LESS: ATTRITION (@ 5%)	3,699,583		3,699,583
<b>TOTAL</b>	<b>70,292,080</b>	<b>425,160</b>	<b>70,717,240</b>
LESS: BUDGETED	60,407,762	452,855	60,860,617
<b>ADJUSTMENT NEEDED</b>	<b>9,884,318</b>	<b>(27,695)</b>	<b>9,856,623</b>

U:\BUDGET\419 - State Police\FY 2024-2025\Budget Request\PEP-BR9B\PEP Analysis Summary-1000

DEPARTMENT OF PUBLIC SAFETY  
OFFICE OF STATE POLICE TRAFFIC ENFORCEMENT PROGRAM  
FISCAL YEAR 2024-2025

COMPULSORY ADJUSTMENTS  
SUMMARY SHEET

<b>OTHER COMPENSATION</b>			
PAYROLL REPORT	<b>5120010</b>	<b>5120035</b>	<b>TOTAL</b>
FILLED	3,138,879	24,960	3,163,839
VACANT			
<b>TOTAL</b>	<b>3,138,879</b>	<b>24,960</b>	<b>3,163,839</b>
LESS: BUDGETED	2,115,492	43,680	2,159,172
<b>ADJUSTMENT NEEDED</b>	<b>1,023,387</b>	<b>(18,720)</b>	<b>1,004,667</b>

U:\BUDGET\419 - State Police\FY 2024-2025\Budget Request\PEP-BR9B\PEP Analysis Summary-1000

DEPARTMENT OF PUBLIC SAFETY  
OFFICE OF STATE POLICE TRAFFIC ENFORCEMENT PROGRAM  
FISCAL YEAR 2024-2025

COMPULSORY ADJUSTMENTS  
SUMMARY SHEET

<b>RELATED BENEFITS</b>									
	<b>5130010</b>	<b>5130020</b>	<b>5130030</b>		<b>5130055</b>	<b>5130060</b>	<b>5130070</b>	<b>5130090</b>	<b>TOTAL</b>
PAYROLL REPORT									
FILLED	3,507,776	17,345	34,605,006		59,048	914,839	6,905,663	1,264,640	<b>47,274,317</b>
VACANT	1,297,327		7,504,286			206,541	2,579,850	405,600	<b>11,993,604</b>
<b>TOTAL</b>	<b>4,805,103</b>	<b>17,345</b>	<b>42,109,292</b>		<b>59,048</b>	<b>1,121,380</b>	<b>9,485,513</b>	<b>1,670,240</b>	<b>59,267,921</b>
LESS: ATTRITION (@ 5%)	240,255		2,105,465			56,069	474,276	83,512	<b>2,959,577</b>
<b>TOTAL</b>	<b>4,564,848</b>	<b>17,345</b>	<b>40,003,827</b>		<b>59,048</b>	<b>1,065,311</b>	<b>9,011,237</b>	<b>1,586,728</b>	<b>56,308,344</b>
LESS: BUDGETED	2,639,530		40,136,080		31,467	1,068,608	6,908,913	1,362,118	<b>52,146,716</b>
<b>ADJUSTMENT NEEDED</b>	<b>1,925,318</b>	<b>17,345</b>	<b>(132,253)</b>		<b>27,581</b>	<b>(3,297)</b>	<b>2,102,324</b>	<b>224,610</b>	<b>4,161,628</b>

U:\BUDGET\419 - State Police\FY 2024-2025\Budget Request\PEP-BR9B\PEP Analysis Summary-1000

**Form 26607 — 419200CB7-ISS LA SAFE POSITIONS**

**4192 - Criminal Investigation**

**MEANS OF FINANCING**

	Amount
STATE GENERAL FUND (Direct)	1,308,101
STATE GENERAL FUND BY:	—
INTERAGENCY TRANSFERS	—
FEES & SELF-GENERATED	—
STATUTORY DEDICATIONS	—
FEDERAL FUNDS	—
<b>TOTAL MEANS OF FINANCING</b>	<b>\$1,308,101</b>

**EXPENDITURES**

	Amount
Salaries	750,044
Other Compensation	—
Related Benefits	464,547
<b>TOTAL PERSONAL SERVICES</b>	<b>\$1,214,591</b>
Travel	—
Operating Services	55,800
Supplies	3,300
<b>TOTAL OPERATING EXPENSES</b>	<b>\$59,100</b>
<b>PROFESSIONAL SERVICES</b>	<b>—</b>
Other Charges	—
Debt Service	—
Interagency Transfers	12,810
<b>TOTAL OTHER CHARGES</b>	<b>\$12,810</b>
Acquisitions	21,600
Major Repairs	—
<b>TOTAL ACQ. &amp; MAJOR REPAIRS</b>	<b>\$21,600</b>
<b>TOTAL EXPENDITURES</b>	<b>\$1,308,101</b>

**AUTHORIZED POSITIONS**

	FTE
Classified	11
Unclassified	—
<b>TOTAL AUTHORIZED T.O. POSITIONS</b>	<b>11</b>
<b>TOTAL AUTHORIZED OTHER CHARGES POSITIONS</b>	<b>—</b>
<b>TOTAL NON-T.O. FTE POSITIONS</b>	<b>—</b>

Question	Narrative Response
<b>Explain the need for this request.</b>	<p>The Louisiana State Police School Safety unit is a part of the Louisiana State Analytical &amp; Fusion Exchange (LA-SAFE) in the Investigative Support Section. We currently have a Coordinator who oversees and manages Physical Threat Assessments. These positions are integral to the well-being of our Safe Schools Initiative, as enumerated in recently passed legislation (ACT 334, 2023 Session). Funding the Cyber Crime Analyst and Criminal Investigator positions would provide LSP with a statewide presence to assess or assist with physical Threat Assessments for more than 1,600 schools representing nearly 70 school districts. The Cyber Crime Analyst position would serve as the liaison between LA-SAFE and our internal and external cyber partners (local, state, and federal). Currently, LA-SAFE does not have a Cyber Analyst and therefore relies heavily on personnel from other sections, fusion centers, etc., for insight regarding cyber incidents. Because LA-SAFE provides support for all hazards/all crimes on a 24/7 basis, having a Cyber Analyst proactively work in this sector would provide meaningful support to the unit, LSP, and ESF 17. LA-SAFE requests adding one (1) Cyber Crime Analyst position to our Organizational Chart. In light of the state establishing Cybersecurity as an Emergency Services Function (ESF 17), the Department of Homeland Security has two sectors related to cyber technology (Information Technology and Communications). With the continued threat to Louisiana's communication infrastructure, there is a need for someone within LA-SAFE who can serve as a conduit for information across our stakeholder/partnership spectrum. Funding this request would provide visibility in an area where the Fusion Center is blind. Additionally, it would allow the Fusion Center to maintain relevancy with our stakeholders and partners in this fast-growing sector. LA-SAFE's School Safety Section is responsible for conducting assessments for more than 1,600 schools across the State of Louisiana. Currently, we have one Coordinator who performs this function for the entire state. To make the process more efficient and decrease the amount of time conducting assessments, LA-SAFE is requesting ten (10) positions. (9) Criminal Investigator 1/2 positions across all troops, and (1) Criminal Investigator 4 position to serve as the State Coordinator. This position would aggregate the responses and report the information to state-level stakeholders as required. To do this, each Assessor would be outfitted with an iPad * with Lidar capability to aid with mapping the schools.</p>
<b>Cite performance indicators for the adjustment.</b>	<p>This request is supported by LSP Program B Criminal Investigations Mission to provide Louisiana citizens with a safer community through proactive professional law enforcement services and cooperative efforts with allied enforcement entities.</p>
<b>What would the impact be if this is not funded?</b>	<p>If the funding for this request is not provided, the Fusion Center will remain blind to such threats and cannot lean into prevention through aggregation and communication of perceived and/or real threats identified by the Cyber community. If this funding for this request is not provided, the School Safety Initiative will remain one position (the State Coordinator) conducting 1,600+ assessments annually. Each assessment can take up to 4 hours to complete, which is 800 8-hour days. Adding the additional ten (10) positions reduces the number to 88 8-hour days per person per year. Doing so allows the assessors to focus holistically on school safety, not just physical threat assessments.</p>
<b>Is revenue a fixed amount or can it be adjusted?</b>	<p>The requested revenue can be adjusted based on the recommended level of expenditures.</p>
<b>Is the expenditure of these revenues restricted?</b>	<p>The expenditure of these funds is not restricted.</p>
<b>Additional information or comments.</b>	<p>N/A</p>

**OFFICE OF STATE POLICE  
NEW POSITION REQUEST - NON-COMMISSIONED  
COST ALLOCATION**

		GL	Number of Positions: <span style="border: 1px solid black; padding: 2px;">11</span>	
<b>SALARIES</b>				
Salaries - Regular	\$750,044	5110010		
Salaries - O/T		5110015		
<b>TOTAL SALARIES</b>	<b>\$750,044</b>			
<b>RELATED BENEFITS</b>				
Retirement @ 41.9%	\$314,268	5130010		
Medicare @ 1.45% (ALL)	\$10,876	5130060		
Group Ins. @ \$12,673 annually (ALL)	\$139,403	5130070		
<b>TOTAL RELATED BENEFITS</b>	<b>\$464,547</b>			
<b>TOTAL PERSONAL SERVICES</b>	<b>\$1,214,591</b>			
<b>TRAVEL</b>		5210020		
<b>OPERATING SERVICES</b>				
IPM Financing	\$52,500	5340076	See Attached IPM Calculation	
Printing		5310005		
Rental		5340075		
Maintenance @ \$300 per person	\$3,300	5330017		
<b>TOTAL OPERATING SERVICES</b>	<b>\$55,800</b>			
<b>SUPPLIES</b>				
Office @ \$300 per person	\$3,300	5410001		
Automotive		5410015		
Uniforms		5410007		
			11	<b>TOTAL</b>
				\$246,188
				\$750,044

U:\BUDGET\419 - State Police\FY 2024-2025\Budget Request\CB Package\Ready to Load\Criminal\Position Info\NPR Cyber Crime Analyst-Criminal Investigator



**OFFICE OF STATE POLICE  
NEW POSITION REQUEST - NON-COMMISSIONED  
COST ALLOCATION**

<b>TOTAL SUPPLIES</b>	\$3,300	
		5510400
<b>PROFESSIONAL SERVICES</b>		
<b>IAT</b>		
Telephone @ \$28/month per phone	\$3,696	5950014
Postage		5950008
Other		5950033
Copier @ \$175/Month		5950033
Enhanced Laptop @ \$40/Month	\$5,280	5950033
Standard Tablet/iPad @ \$50/Month	\$600	5950033
Standard Monitor @ \$5.00	\$2,640	5950033
Standard Docking Station @ \$4.50/Month	\$594	5950033
<b>TOTAL IAT</b>	<b>\$12,810</b>	
<b>ACQUISITIONS</b>		
Office	\$18,600	5710236
Data Equipment	\$3,000	5710221
Automotive		5710250
<b>TOTAL ACQUISITIONS</b>	<b>\$21,600</b>	
<b>TOTAL EXPENDITURES</b>	<b>\$1,308,101</b>	

QTY	ITEM	COST	TOTAL
11	Desk	\$1,200	\$13,200
11	Chair	\$400	\$4,400
1	Laser Printer	\$3,000	\$3,000
	HP Printer	\$1,000	
1	Fax	\$1,000	\$1,000
10	Auto	\$25,000	\$250,000

U:\BUDGET\419 - State Police\FY 2024-2025\Budget Request\CB Package\Ready to Load\Criminal\Position Info\NPR Cyber Crime Analyst-Criminal Investigator

**OFFICE OF STATE POLICE  
ISS -Auto for 10 Positions**

COST PER ITEM	\$25,000
QUANTITY	10
SUB-TOTAL	\$250,000
INSTALLATION	N/A
TOTAL	\$250,000
INTEREST	5% \$12,500
AMOUNT TO BE FINANCED	\$262,500
FINANCE TERM (YEARS)	5
ANNUAL COST	\$52,500
LIKELY DELIVERY	
MONTHS IN FY 24	
FY 24 COST	\$0

If the installation is done by the manufacturer and included in the total cost, it can be financed. If not, it will need to be accounted for separately and paid for in full upon completion of the installation.

U:\BUDGET\419 - State Police\FY 2024-2025\Budget Request\CB Package\Ready to Load\Criminal\Position Info\NPR Cyber Crime Analyst-Criminal Investigator

**Form 26609 — 419200CB7-Cyber Crimes Unit Positions**

**4192 - Criminal Investigation**

**MEANS OF FINANCING**

	Amount
STATE GENERAL FUND (Direct)	453,071
STATE GENERAL FUND BY:	—
INTERAGENCY TRANSFERS	—
FEES & SELF-GENERATED	—
STATUTORY DEDICATIONS	—
FEDERAL FUNDS	—
<b>TOTAL MEANS OF FINANCING</b>	<b>\$453,071</b>

**EXPENDITURES**

	Amount
Salaries	251,928
Other Compensation	—
Related Benefits	159,903
<b>TOTAL PERSONAL SERVICES</b>	<b>\$411,831</b>
Travel	—
Operating Services	22,200
Supplies	1,200
<b>TOTAL OPERATING EXPENSES</b>	<b>\$23,400</b>
<b>PROFESSIONAL SERVICES</b>	<b>—</b>
Other Charges	—
Debt Service	—
Interagency Transfers	4,440
<b>TOTAL OTHER CHARGES</b>	<b>\$4,440</b>
Acquisitions	13,400
Major Repairs	—
<b>TOTAL ACQ. &amp; MAJOR REPAIRS</b>	<b>\$13,400</b>
<b>TOTAL EXPENDITURES</b>	<b>\$453,071</b>

**AUTHORIZED POSITIONS**

	FTE
Classified	4
Unclassified	—
<b>TOTAL AUTHORIZED T.O. POSITIONS</b>	<b>4</b>
<b>TOTAL AUTHORIZED OTHER CHARGES POSITIONS</b>	<b>—</b>
<b>TOTAL NON-T.O. FTE POSITIONS</b>	<b>—</b>



Question	Narrative Response
<p><b>Explain the need for this request.</b></p>	<p>This request is to allocate additional positions for the Louisiana State Police- Special Victims Unit (LSP-SVU) to expand regional investigative offices, specifically in Region 2. Additional positions would be used to improve victim identification and human trafficking investigations and build cases for prosecution. LSP-SVU has two primary functions: Child Exploitation and Human Trafficking Investigations. When Louisiana State Police was tasked with receiving referrals from the Department of Children and Family Services (DCFS), no funding or personnel were attached to the mandate. DCFS received \$467,500 for the fiscal year 2022-2023, with an increase each year to support the Office of Human Trafficking Prevention legislative mandates regarding Act 662. DCFS was able to assign personnel and update systems to handle the new legislative mandates. Unfortunately, LSP has had to adjust and work with minimum staffing to receive, vet, and coordinate with local and federal agencies to investigate cases. Additional personnel were re-assigned from SVU to vet and track referrals and personnel tasked with investigating referrals developed into Human Trafficking investigations. Per Louisiana law, there are mandated reporters of child abuse and neglect (health practitioners, mental health practitioners, clergy, teachers, coaches, LEOs, etc.). On January 1, 2023, Act 662 of the 2022 Legislative Session took effect. The new legislation directs mandatory reporters throughout Louisiana to report through the designated state child protection agency, the Department of Child and Family Services, via the hotline, online portal, or in person at any office. If a report involves alleged sex trafficking, all mandatory reporters shall report to DCFS regardless of whether there is alleged parental or caretaker culpability. DCFS shall communicate as soon as possible all reports involving alleged child victims of sex trafficking to the Louisiana State Police for referral to the appropriate local law enforcement agency for investigation or other action as appropriate. Due to the lack of funding, human trafficking is investigated inconsistently across the state, especially in regions whose local law enforcement does not have the capacity for these highly complex cases. The state needs to invest in and create more resources for specialized investigation units within the Louisiana State Police to support the successful investigation and prosecution of trafficking cases. New positions are desperately needed to adequately staff the areas where there is currently no one assigned. The four new positions would place (3) positions in Region 2, where there is currently no coverage, and (1) position to replace a re-assigned investigator to vet and track referrals.</p>
<p><b>Cite performance indicators for the adjustment.</b></p>	<p>This request will have a direct impact on the Mission of Special Investigations: Priorities include responding to complaints involving missing/exploited children, internet crimes against children, human trafficking victims, and human traffickers. SVU proactively seeks those involved in child exploitation through peer-to-peer networks and social media applications. SVU conducts undercover chat and human trafficking details to expose and arrest predators and traffickers of children. SVU responds to human trafficking referrals from DCFS that are sent to LSP through the Fusion Center. SVU also works to locate adult victims of sex/labor trafficking. Statutory duties and responsibilities ñAct 662 Childrenís Code Art. 610 (E) (4) Mandatory Reporting from the Louisiana Department of Children and Family Services (DCSF) to LSP/ SVU all incidents of Child Sex Trafficking for action or referral. Strategic Objective II.1 for the Criminal Investigations Program ñ Increase other agency assists -- and its associated Strategies and Performance Indicators will all increase significantly upon the funding of this initiative.</p>

Question	Narrative Response
<b>What would the impact be if this is not funded?</b>	If this request is not funded, LSP/SVU will be inadequately staffed to handle the additional duties legislatively mandated. From January 1, 2023, through July 31, 2023, LSP has received over 450 complaints for the first seven months of the new legislation. Handling many responsibilities, SVU requires additional personnel to ensure that the task is handled correctly and that documentation, coordination, and oversight are accomplished. Without the LSP portion of this mandate in place, the rest of the plan to comprehensively collect and track the Human Trafficking complaints/referrals to investigate Human Trafficking and identify victims and suspects would be compromised.
<b>Is revenue a fixed amount or can it be adjusted?</b>	The revenue can be adjusted based on the recommended level of expenditure. However, any reduction in funding will likewise reduce the outcome and results expected from this program.
<b>Is the expenditure of these revenues restricted?</b>	The expenditure of these funds is not limited or restricted.
<b>Additional information or comments.</b>	N/A

**OFFICE OF STATE POLICE  
NEW POSITION REQUEST - NON-COMMISSIONED  
COST ALLOCATION**

		GL	Number of Positions:	4
<b>SALARIES</b>				
Salaries - Regular	\$251,928	5110010		
Salaries - O/T		5110015		
<b>TOTAL SALARIES</b>	\$251,928			
<b>RELATED BENEFITS</b>				
Retirement @ 41.9%	\$105,558	5130010		
Medicare @ 1.45% (ALL)	\$3,653	5130060		
Group Ins. @ \$12,673 annually (ALL)	\$50,692	5130070		
<b>TOTAL RELATED BENEFITS</b>	\$159,903			
<b>TOTAL PERSONAL SERVICES</b>	\$411,831			
<b>TRAVEL</b>		5210020		
<b>OPERATING SERVICES</b>				
IPM Financing	\$21,000	5340076		See Attached IPM Calculation Tab
Printing		5310005		
Rental		5340075		
Maintenance @ \$300 per person	\$1,200	5330017		
<b>TOTAL OPERATING SERVICES</b>	\$22,200			
<b>SUPPLIES</b>				
Office @ \$300 per person	\$1,200	5410001		
Automotive		5410015		
Uniforms		5410007		
<b>TOTAL SUPPLIES</b>	\$1,200			

No of Pos.	JOB TITLES	SALARY	Total
4	Criminal Investigator 1/2	\$62,982	\$251,928
4	<b>TOTAL</b>	\$62,982	\$251,928

U:\BUDGET\419 - State Police\FY 2024-2025\Budget Request\CB Package\Ready to Load\Criminal\Position Info\NPR Criminal Investigator 1-2

**OFFICE OF STATE POLICE  
NEW POSITION REQUEST - NON-COMMISSIONED  
COST ALLOCATION**

<b>PROFESSIONAL SERVICES</b>		5510400
<b>IAT</b>		
Telephone @ \$28/month per phone	\$1,344	5950014
Postage		5950008
Other		5950033
Copier @ \$175/Month		5950033
Enhanced Laptop @ \$40/Month	\$1,920	5950033
Standard Tablet @ \$50/Month		5950033
Standard Monitor @ \$5.00	\$960	5950033
Standard Docking Station @ \$4.50/Month	\$216	5950033
<b>TOTAL IAT</b>	<b>\$4,440</b>	
<b>ACQUISITIONS</b>		
Office	\$10,400	5710236
Data Equipment	\$3,000	5710221
Automotive		5710250
<b>TOTAL ACQUISITIONS</b>	<b>\$13,400</b>	
<b>TOTAL EXPENDITURES</b>	<b>\$453,071</b>	

QTY	ITEM	COST	TOTAL
4	Desk	\$1,200	\$4,800
4	Chair	\$400	\$1,600
1	Laser Printer	\$3,000	\$3,000
	HP Printer	\$1,000	
4	Fax	\$1,000	\$4,000
4	Auto	\$25,000	\$100,000



**CCU  
Vehicles**

COST PER ITEM	\$25,000
QUANTITY	4
SUB-TOTAL	\$100,000
INSTALLATION	N/A
TOTAL	\$100,000
INTEREST	5% \$5,000
AMOUNT TO BE FINANCED	\$105,000
FINANCE TERM (YEARS)	5
ANNUAL COST	\$21,000
LIKELY DELIVERY MONTHS IN FY 24	
FY 24 COST	\$0

If the installation is done by the manufacturer and included in the total cost, it can be financed. If not, it will need to be accounted for separately and paid for in full upon completion of the installation.

**Form 26861 — 419100CB7-Attrition Cadet Class**

**4191 - Traffic Enforcement**

**MEANS OF FINANCING**

	Amount
STATE GENERAL FUND (Direct)	3,954,719
STATE GENERAL FUND BY:	—
INTERAGENCY TRANSFERS	—
FEES & SELF-GENERATED	—
STATUTORY DEDICATIONS	—
FEDERAL FUNDS	—
<b>TOTAL MEANS OF FINANCING</b>	<b>\$3,954,719</b>

**EXPENDITURES**

	Amount
Salaries	67,500
Other Compensation	—
Related Benefits	73,879
<b>TOTAL PERSONAL SERVICES</b>	<b>\$141,379</b>
Travel	—
Operating Services	533,187
Supplies	567,500
<b>TOTAL OPERATING EXPENSES</b>	<b>\$1,100,687</b>
<b>PROFESSIONAL SERVICES</b>	<b>\$68,350</b>
Other Charges	—
Debt Service	—
Interagency Transfers	771,763
<b>TOTAL OTHER CHARGES</b>	<b>\$771,763</b>
Acquisitions	1,872,540
Major Repairs	—
<b>TOTAL ACQ. &amp; MAJOR REPAIRS</b>	<b>\$1,872,540</b>
<b>TOTAL EXPENDITURES</b>	<b>\$3,954,719</b>

**AUTHORIZED POSITIONS**

	FTE
Classified	—
Unclassified	—
<b>TOTAL AUTHORIZED T.O. POSITIONS</b>	<b>—</b>
<b>TOTAL AUTHORIZED OTHER CHARGES POSITIONS</b>	<b>—</b>
<b>TOTAL NON-T.O. FTE POSITIONS</b>	<b>—</b>



Question	Narrative Response
<p><b>Explain the need for this request.</b></p>	<p>Due to historic attrition over the past two years, Louisiana State Police has fewer than 900 commissioned troopers (total) and fewer than 600 troopers allocated to its Patrol Division. The latest Manpower Allocation Study recommends that 937 troopers be assigned to the Patrol Division in order for LSP to properly perform its Patrol function. LSP will continue to face retirements and separations throughout FY 24. This request is for two (2) 50-person cadet academies in FY 25. This would allow LSP to replace retirees in the next 18 months. Two 50-person cadet academies in FY 25 would bring LSP closer to reaching its Strategic Plan Goal 1 Objective I.1, 'Reduce the number of traffic fatalities by 2% by June 30, 2028.' Performance indicator number 1 relative to this objective is the 'Percentage of State Police Manpower Allocation Study implemented.' LSP's Performance goal is staffing 85% of the recommended 937 troopers, but LSP currently only staffs about 63%. The increase in Patrol trooper strength provided by two 50-person cadet classes would better equip LSP to systematically patrol the highways of this state. The overall level of service would increase, resulting in more motorist assists and higher levels of criminal and traffic enforcement.</p>
<p><b>Cite performance indicators for the adjustment.</b></p>	<p>All goals listed in the Louisiana State Police Strategic Plan are tied to adequate staffing levels. Without proper staffing within the Patrol Division, there cannot be adequate staffing in Investigations, Gaming, or Support. The agency goals are as follows: 1. Promote public safety in our state through aggressive traffic enforcement, criminal investigation, administrative regulation, public education, and community involvement. 2. Ensure that the department is adequately staffed, equipped, and trained to accomplish its mission. 3. Reduce duplication of effort, enhance interoperability, and promote communication among federal, state, and local governments, including the areas of homeland security and emergency response. 4. Improve and strengthen workforce effectiveness through planning, forecasting, training, coordination, and accountability. The Traffic Program's Goal I is 'Ensure safety on Louisiana's highways through proactive patrol and the enforcement of statutes and regulations.' Its first objective (I.1) is to reduce traffic fatalities by 2% by June 30, 2028. The very first performance indicator to measure LSP's ability to meet this objective is 'Percentage of State Police Manpower Allocation Study coverage level implemented.' We are currently below 65% of the recommended level of staffing within the Patrol Division per the Manpower Allocation Study. Goal 1, Strategy I.1.3: Implement assignment of personnel at the time when and to the locations where analyses have shown that a significant number of violations and/or collisions involving impaired drivers have occurred. This is nearly impossible to do with historically low staffing in the Patrol Division. Patrol troopers have an increasingly 'reactive' workload, meaning they spend more time responding to calls of service (crashes) than proactively patrolling known problem areas. As staffing decreases, this issue will only become worse. All goals and objectives found within the Gaming, Investigations, and Support sections of the LSP Strategic Plan are directly or indirectly affected by staffing levels of LSP Troopers.</p>

Question	Narrative Response
<p><b>What would the impact be if this is not funded?</b></p>	<p>If this request is not funded, LSP will struggle to meet its goals and fulfill its mission with fewer troopers. LSP will strive to maintain its level of service to the public and work with its local and federal partners as much as possible, but outsourcing the work of Patrol troopers is not an option. Due to hiring cycles by LSP in the mid-1990s and early 2000s, it is expected that LSP will continue to lose troopers to retirement at an above-average rate through FY 25. If these two (2) attrition cadet classes are not funded in FY 25, LSP staffing could become dangerously low and impede LSP's ability to fulfill its statutorily-mandated public safety functions. More importantly, such low staffing would put troopers and officers at increased risk of harm due to fatigue (forced overtime, longer hours) and violent offenders (decreased backup available). As a consequence of changes in demographics and traffic volume, the number of safety-related incidents and serious crashes has increased. Only with increased capabilities can this trend be halted or even reversed. Additionally, lack of sufficient patrol strength severely impacts Louisiana State Police's ability to reduce criminal and domestic terrorism activity and to respond to other Homeland Security needs. These areas are expected to increase proportionately with increases in vehicular traffic. No progress can be expected toward Objective I.1, i Reduce the number of traffic fatalities by 2% per year through June 30, 2028 i without adequate staffing.</p>
<p><b>Is revenue a fixed amount or can it be adjusted?</b></p>	<p>The revenue requested can be adjusted based on the recommended level of expenditure.</p>
<p><b>Is the expenditure of these revenues restricted?</b></p>	<p>There are no expenditure restrictions on these funds.</p>
<p><b>Additional information or comments.</b></p>	

**OFFICE OF STATE POLICE  
NEW POSITION REQUEST - COMMISSIONED  
COST ALLOCATION**

		G/L	Number of Positions	50
<b>SALARIES</b>				
Salaries - Regular		5110010		
Salaries - FTO	\$67,500	5110015		
<b>TOTAL SALARIES</b>	\$67,500			
<b>RELATED BENEFITS</b>				
Retirement @ 70.40%		5130030		
Medicare @ 1.45% (ALL)	\$979	5130060		
Group Ins. @ \$12,673 annually (ALL)		5130070		
Taxable Fringe Benefits @ \$243 monthly (ALL)	\$72,900	5130090		
<b>TOTAL RELATED BENEFITS</b>	\$73,879			
<b>TOTAL PERSONAL SERVICES</b>	\$141,379			
<b>OPERATING SERVICES</b>				
Maintenance	\$150,000	5330018		Auto Maintenance of \$250 per vehicle monthly
<b>TOTAL OPERATING SERVICES</b>	\$150,000			
<b>SUPPLIES</b>				
Office @ \$300 per person	\$15,000	5410001		
Automotive	\$420,000	5410015		Auto Supplies of \$700 per vehicle monthly
Camera	\$7,500	5410400		Digital camera @ \$150 per cadet
Uniforms	\$125,000	5410007		Uniforms @ \$2,500 per cadet
<b>TOTAL SUPPLIES</b>	\$567,500			
<b>PROFESSIONAL SERVICES</b>	\$68,350	5510400		\$1,367 per cadet (physical, polygraph, drug test, psychological exam, etc.)

JOB TITLES	SALARY
LSP Cadet	
<b>TOTAL</b>	

**OFFICE OF STATE POLICE  
NEW POSITION REQUEST - COMMISSIONED  
COST ALLOCATION**

**IAT**

Per Cadet Academy Cost	\$481,550	5950033
Fixed Academy Cost	\$187,613	5950033
Cellphone @ \$53 per mo. per phone	\$31,800	5950014
MDT (Rugged Laptop) @\$50 per month	\$30,000	5950058
Rugged Tablet @ \$68 per month	\$40,800	5950058
<b>TOTAL IAT</b>	<b>\$771,763</b>	

Variable Costs are \$9,631 per cadet  
Fixed Cost for Academy is \$187,613

**ACQUISITIONS**

Guns/Vests	\$150,750	5710250
Marked Patrol Upfit	\$402,917	5710250
Mobility Communication Services (MCS) Equipment	\$1,123,923	5710029
Cameras	\$66,950	5710029
Tasers	\$98,000	5710235
Stop Stick	\$30,000	5710235
<b>TOTAL ACQUISITIONS</b>	<b>\$1,872,540</b>	

QTY	ITEM	COST	TOTAL
50	Chevrolet Pursuit Tahoe	\$36,494	\$1,824,700
50	Upfit-Lighting/Electrical	\$3,187	\$159,342
	Upfit-Center Console		
50	Accessories	\$640	\$32,000
50	Upfit-MDT Stand	\$205	\$10,250
50	Upfit-Emergency Equipment	\$516	\$25,775
50	Sidearm/Rifle (\$429/\$818)	\$1,965	\$98,250
50	Vest and Carrier	\$1,050	\$52,500
50	Upfit-Tactical Equipment	\$3,511	\$175,550
50	Body Camera	\$1,339	\$66,950
50	Tasers	\$1,960	\$98,000
50	Stop Stick	\$600	\$30,000
50	Mobility Comm Services Equipment	\$22,478	\$1,123,923

**IPM**

Automobile	\$1,824,700	
IT Equipment		
<b>Total IAT IPM</b>	<b>\$1,824,700</b>	
x5% Financing	\$91,235	
Subtotal	\$1,915,935	
	+5 years	
<b>TOTAL IPM FINANCING (Operating Services)</b>	<b>\$383,187</b>	5340076

\$73,945

**TOTAL EXPENDITURES**

**\$3,954,719**

**Form 26887 — 419100CB7-Troop B -Mechanic 4**

**4191 - Traffic Enforcement**

**MEANS OF FINANCING**

	Amount
STATE GENERAL FUND (Direct)	113,601
STATE GENERAL FUND BY:	—
INTERAGENCY TRANSFERS	—
FEES & SELF-GENERATED	—
STATUTORY DEDICATIONS	—
FEDERAL FUNDS	—
<b>TOTAL MEANS OF FINANCING</b>	<b>\$113,601</b>

**EXPENDITURES**

	Amount
Salaries	65,582
Other Compensation	—
Related Benefits	40,709
<b>TOTAL PERSONAL SERVICES</b>	<b>\$106,291</b>
Travel	—
Operating Services	300
Supplies	300
<b>TOTAL OPERATING EXPENSES</b>	<b>\$600</b>
<b>PROFESSIONAL SERVICES</b>	<b>—</b>
Other Charges	—
Debt Service	—
Interagency Transfers	1,110
<b>TOTAL OTHER CHARGES</b>	<b>\$1,110</b>
Acquisitions	5,600
Major Repairs	—
<b>TOTAL ACQ. &amp; MAJOR REPAIRS</b>	<b>\$5,600</b>
<b>TOTAL EXPENDITURES</b>	<b>\$113,601</b>

**AUTHORIZED POSITIONS**

	FTE
Classified	1
Unclassified	—
<b>TOTAL AUTHORIZED T.O. POSITIONS</b>	<b>1</b>
<b>TOTAL AUTHORIZED OTHER CHARGES POSITIONS</b>	<b>—</b>
<b>TOTAL NON-T.O. FTE POSITIONS</b>	<b>—</b>



Question	Narrative Response
<b>Explain the need for this request.</b>	The Troop B mechanic shop services not only LSP vehicles but also four (4) additional state agencies located in the largest metropolitan area in the state. Based on the complex designs of LSP vehicles and the additional equipment, Troop B mechanics are struggling to promptly complete work orders. Funding this position will increase the efficiency of the Troop B mechanic shop thereby getting units back out on the road faster.
<b>Cite performance indicators for the adjustment.</b>	This request is supported by LSP's Goal: To ensure that the department is adequately staffed, equipped, and trained to accomplish its mission. When Troopers' units are slow to be serviced, it reduces the time spent on the road serving the public. Thus, it will inhibit Troopers and leadership's ability to execute the agency's mission and meet its goals and objectives.
<b>What would the impact be if this is not funded?</b>	If no funding is provided for this position, the Troop B garage will not operate as effectively as it can. Currently, two bays can service vehicles for major maintenance, while other mechanic shop staff can service Troopers' units for minor mechanical maintenance in adjacent parking spots. The limited staffing has prevented vehicles from being serviced promptly.
<b>Is revenue a fixed amount or can it be adjusted?</b>	The revenue requested can be adjusted based on the recommended level of expenditures.
<b>Is the expenditure of these revenues restricted?</b>	There are no restrictions on these funds.
<b>Additional information or comments.</b>	

**OFFICE OF STATE POLICE  
NEW POSITION REQUEST - NON-COMMISSIONED  
COST ALLOCATION**

		GL	Number of Positions:	1
<b>SALARIES</b>				
Salaries - Regular	\$65,582	5110010		
Salaries - O/T		5110015		
<b>TOTAL SALARIES</b>	\$65,582			
<b>RELATED BENEFITS</b>				
Retirement @ 41.3%	\$27,085	5130010		
Medicare @ 1.45% (ALL)	\$951	5130060		
Group Ins. @ \$12,673 annually (ALL)	\$12,673	5130070		
<b>TOTAL RELATED BENEFITS</b>	\$40,709			
<b>TOTAL PERSONAL SERVICES</b>	\$106,291			
<b>TRAVEL</b>		5210020		
<b>OPERATING SERVICES</b>				
Printing		5310005		
Rental		5340075		
Maintenance @ \$300 per person	\$300	5330017		
<b>TOTAL OPERATING SERVICES</b>	\$300			
<b>SUPPLIES</b>				
Office @ \$300 per person	\$300	5410001		
Automotive		5410015		
Uniforms		5410007		
<b>TOTAL SUPPLIES</b>	\$300			

No of Pos.	JOB TITLES	SALARY	Total
1	Mechanic 4	\$65,582	\$65,582
1	<b>TOTAL</b>	\$65,582	\$65,582

U:\BUDGET\419 - State Police\FY 2024-2025\Budget Request\CB Package\Ready to Load\Traffic\NPRs\NPR -Mechanic 4-Troop B

**OFFICE OF STATE POLICE  
NEW POSITION REQUEST - NON-COMMISSIONED  
COST ALLOCATION**

<b>PROFESSIONAL SERVICES</b>		5510400
<b>IAT</b>		
Telephone @ \$28/month per phone	\$336	5950014
Postage		5950008
Other		5950033
Copier @ \$175/Month		5950033
Enhanced Laptop @ \$40/Month	\$480	5950033
Standard Tablet @ \$50/Month		5950033
Standard Monitor @ \$5.00	\$240	5950033
Standard Docking Station @ \$4.50/Month	\$54	5950033
<b>TOTAL IAT</b>	<b>\$1,110</b>	
<b>ACQUISITIONS</b>		
Office	\$2,600	5710236
Data Equipment	\$3,000	5710221
Automotive		5710250
<b>TOTAL ACQUISITIONS</b>	<b>\$5,600</b>	
<b>TOTAL EXPENDITURES</b>	<b>\$113,601</b>	

QTY	ITEM	COST	TOTAL
1	Desk	\$1,200	\$1,200
1	Chair	\$400	\$400
1	Laser Printer	\$3,000	\$3,000
	HP Printer	\$1,000	
1	Fax	\$1,000	\$1,000
	Auto	\$25,000	

**Form 28283 — 419300-Crime Lab TO**

**4193 - Operational Support**

**MEANS OF FINANCING**

	Amount
STATE GENERAL FUND (Direct)	638,233
STATE GENERAL FUND BY:	—
INTERAGENCY TRANSFERS	—
FEES & SELF-GENERATED	—
STATUTORY DEDICATIONS	—
FEDERAL FUNDS	—
<b>TOTAL MEANS OF FINANCING</b>	<b>\$638,233</b>

**EXPENDITURES**

	Amount
Salaries	389,479
Other Compensation	—
Related Benefits	232,204
<b>TOTAL PERSONAL SERVICES</b>	<b>\$621,683</b>
Travel	—
Operating Services	1,500
Supplies	1,500
<b>TOTAL OPERATING EXPENSES</b>	<b>\$3,000</b>
<b>PROFESSIONAL SERVICES</b>	<b>—</b>
Other Charges	—
Debt Service	—
Interagency Transfers	5,550
<b>TOTAL OTHER CHARGES</b>	<b>\$5,550</b>
Acquisitions	8,000
Major Repairs	—
<b>TOTAL ACQ. &amp; MAJOR REPAIRS</b>	<b>\$8,000</b>
<b>TOTAL EXPENDITURES</b>	<b>\$638,233</b>

**AUTHORIZED POSITIONS**

	FTE
Classified	5
Unclassified	—
<b>TOTAL AUTHORIZED T.O. POSITIONS</b>	<b>5</b>
<b>TOTAL AUTHORIZED OTHER CHARGES POSITIONS</b>	<b>—</b>
<b>TOTAL NON-T.O. FTE POSITIONS</b>	<b>—</b>

Question	Narrative Response
<b>Explain the need for this request.</b>	<p>1. The Louisiana State Police Crime Laboratory (LSPCL) was the first agency in the United States to receive the Authority to Operate (ATO) a Booking Agency Rapid DNA (RDNA) Program. In addition to the RDNA Booking Program, LSPCL is also evaluating Rapid DNA for crime scene applications. This technology would provide law enforcement agencies with investigative leads in hours compared to traditional laboratory testing. A significant increase in staffing would be needed to oversee the successful implementation and management of both Booking RDNA Expansion and Crime Scene RDNA Programs. This request is for one Crime Laboratory Analyst Supervisor and four Crime Laboratory Analysts 1,2,3,4 positions. The supervisor would be directly responsible for overseeing technical operations, new equipment and procedures validation, and CODIS Unit lab personnel training. The four Crime Laboratory Analysts would conduct Rapid DNA Analysis on biological specimens, including isolation, identification, and genetic characterization of body fluids to draw valid conclusions from scientific analysis and operate the Combined DNA Indexing System (CODIS). They would conduct database queries to compare CODIS DNA profiles and assist in reviewing database matches. They will help the Technical Leader and Technical Specialist validate new laboratory procedures, equipment, and instrumentation for Rapid DNA and research and evaluate new instrumentation, software, and consumables as to their feasibility and application to Rapid DNA. These individuals would also serve as auditors for the agencies in the Rapid DNA Booking Program. This request is a companion to the CB 8 request for eight Rapid DNA instruments. If this request is funded, additional personnel will be needed to oversee the successful implementation and management of both Booking and Crime Scene RDNA programs.</p>
<b>Cite performance indicators for the adjustment.</b>	<p>The request is related to Operational Support's Goal I which states, 'The Operational Support Program will develop innovative initiatives through which the State Police will maintain and improve its effectiveness and quality through accountability.' This request also supports the agency's goal to improve and strengthen management effectiveness through planning, forecasting, training, coordinating, and accountability.</p>
<b>What would the impact be if this is not funded?</b>	<p>If this request is not funded, the Crime Lab would not have the personnel to expand the Booking RDNA and Crime Scene RDNA programs.</p>
<b>Is revenue a fixed amount or can it be adjusted?</b>	<p>These funds can be adjusted based on the recommended level of expenditures.</p>
<b>Is the expenditure of these revenues restricted?</b>	<p>The expenditure of this revenue source is not limited/restricted.</p>
<b>Additional information or comments.</b>	<p>See Attachment A ñ New Position Request</p>

OFFICE OF STATE POLICE  
NEW POSITION REQUEST - NON-COMMISSIONED  
COST ALLOCATION  
ATTACHMENT A

GL Number of Positions:

SALARIES			No of Pos.	JOB TITLES	SALARY	Total
Salaries - Regular	\$389,479	5110010	1	Crime Laboratory Analyst Supervisor	\$80,891	\$80,891
Salaries - O/T		5110015	4	Crime Laboratory Analyst 1,2,3,4	\$77,147	\$308,588
<b>TOTAL SALARIES</b>	<b>\$389,479</b>					
<b>RELATED BENEFITS</b>						
Retirement @ 41.9%	\$163,192	5130010				
Medicare @ 1.45% (ALL)	\$5,647	5130060				
Group Ins. @ \$12,673 annually (ALL)	\$63,365	5130070				
<b>TOTAL RELATED BENEFITS</b>	<b>\$232,204</b>					
<b>TOTAL PERSONAL SERVICES</b>	<b>\$621,683</b>					
<b>TRAVEL</b>		5210020	5	<b>TOTAL</b>		<b>\$389,479</b>
<b>OPERATING SERVICES</b>						
Printing		5310005				
Rental		5340075				
Maintenance @ \$300 per person	<b>\$1,500</b>	5330017				
<b>TOTAL OPERATING SERVICES</b>	<b>\$1,500</b>					
<b>SUPPLIES</b>						
Office @ \$300 per person	\$1,500	5410001				
Automotive		5410015				
Uniforms		5410007				
<b>TOTAL SUPPLIES</b>	<b>\$1,500</b>					
<b>PROFESSIONAL SERVICES</b>						
		5510400				
<b>IAT</b>						
Telephone @ \$28/month per phone	\$1,680	5950014				
Postage		5950008				
Other		5950033				
Copier @ \$175/Month		5950033				
Enhanced Laptop @ \$40/Month		5950033				
Standard Tablet @ \$50/Month	\$3,000	5950033				
Standard Monitor @ \$5.00	\$600	5950033				
Standard Docking Station @ \$4.50/Month	\$270	5950033				
<b>TOTAL IAT</b>	<b>\$5,550</b>					
<b>ACQUISITIONS</b>			<b>QTY</b>	<b>ITEM</b>	<b>COST</b>	<b>TOTAL</b>
Office	\$8,000	5710236	5	Desk	\$1,200	\$6,000
Data Equipment		5710221	5	Chair	\$400	\$2,000
Automotive		5710250		Laser Printer	\$3,000	
				HP Printer	\$1,000	
				Fax	\$1,000	
				Auto	\$25,000	
<b>TOTAL ACQUISITIONS</b>	<b>\$8,000</b>					
<b>TOTAL EXPENDITURES</b>	<b>\$638,233</b>					

S:\BUDGET\419 - State Police\FY 2024-2025\Budget Request\CB Package\Ready to Load\Operational\CB7 Backup\CB 7 NPR - Crime Lab

**Form 28402 — 419300 - Police Supply TO**

**4193 - Operational Support**

**MEANS OF FINANCING**

	Amount
STATE GENERAL FUND (Direct)	281,773
STATE GENERAL FUND BY:	—
INTERAGENCY TRANSFERS	—
FEES & SELF-GENERATED	—
STATUTORY DEDICATIONS	—
FEDERAL FUNDS	—
<b>TOTAL MEANS OF FINANCING</b>	<b>\$281,773</b>

**EXPENDITURES**

	Amount
Salaries	166,462
Other Compensation	—
Related Benefits	110,181
<b>TOTAL PERSONAL SERVICES</b>	<b>\$276,643</b>
Travel	—
Operating Services	900
Supplies	900
<b>TOTAL OPERATING EXPENSES</b>	<b>\$1,800</b>
<b>PROFESSIONAL SERVICES</b>	—
Other Charges	—
Debt Service	—
Interagency Transfers	3,330
<b>TOTAL OTHER CHARGES</b>	<b>\$3,330</b>
Acquisitions	—
Major Repairs	—
<b>TOTAL ACQ. &amp; MAJOR REPAIRS</b>	—
<b>TOTAL EXPENDITURES</b>	<b>\$281,773</b>

**AUTHORIZED POSITIONS**

	FTE
Classified	3
Unclassified	—
<b>TOTAL AUTHORIZED T.O. POSITIONS</b>	<b>3</b>
<b>TOTAL AUTHORIZED OTHER CHARGES POSITIONS</b>	—
<b>TOTAL NON-T.O. FTE POSITIONS</b>	—

Question	Narrative Response
<b>Explain the need for this request.</b>	This request is for one Administrative Program Manager 1 and two Administrative Program Specialist A positions. Police Supply has oversight of the Department's consumable supply warehouse and armory inventory. This includes inventory management of over 1,500 consumable supply warehouse items and over 7,000 armory items (handguns, rifles, shotguns, TASERS, and ballistic vests). Police Supply is comprised of two sub-sections - Police Supply and Fleet Operations. There is currently one State Police Lieutenant, one State Police Sergeant, one Mechanic Supervisor A, and one student worker. The Admin Program Manager would have oversight of the Police Supply and Fleet Operations consumable warehouses (inventory management, purchasing, ordering, etc.). The two Admin Program Specialists would function as the backup to the manager and have oversight of the ordering, purchasing, inventory, and dissemination of all moveable property. The addition of these positions will streamline operations.
<b>Cite performance indicators for the adjustment.</b>	This request is related to State Police Agency Goal II, 'ensure the department is adequately staffed, equipped, and trained to accomplish its mission.
<b>What would the impact be if this is not funded?</b>	If not funded, the current staffing arrangement will not ensure operational efficiency and operational consistency.
<b>Is revenue a fixed amount or can it be adjusted?</b>	The requested revenue can be adjusted based on the recommended level of expenditures.
<b>Is the expenditure of these revenues restricted?</b>	The expenditure of this revenue source is not limited/restricted.
<b>Additional information or comments.</b>	See Attachment A (New Position Request)



OFFICE OF STATE POLICE  
NEW POSITION REQUEST - NON-COMMISSIONED  
COST ALLOCATION  
ATTACHMENT A

GL

Number of Positions:

SALARIES				No of Pos.	JOB TITLES	SALARY	Total
Salaries - Regular	\$166,462	5110010		2	Admin. Program Specialist - A	\$52,936	\$105,872
Salaries - O/T		5110015		1	Admin. Program Manager 2	\$60,590	\$60,590
<b>TOTAL SALARIES</b>	<b>\$166,462</b>						
<b>RELATED BENEFITS</b>							
Retirement @ 41.9%	\$69,748	5130010					
Medicare @ 1.45% (ALL)	\$2,414	5130060					
Group Ins. @ \$12,673 annually (ALL)	\$38,019	5130070					
<b>TOTAL RELATED BENEFITS</b>	<b>\$110,181</b>						
<b>TOTAL PERSONAL SERVICES</b>	<b>\$276,643</b>						
<b>TRAVEL</b>		5210020					
<b>OPERATING SERVICES</b>							
Printing		5310005					
Rental		5340075					
Maintenance @ \$300 per person	\$900	5330017					
<b>TOTAL OPERATING SERVICES</b>	<b>\$900</b>						
<b>SUPPLIES</b>							
Office @ \$300 per person	\$900	5410001					
Automotive		5410015					
Uniforms		5410007					
<b>TOTAL SUPPLIES</b>	<b>\$900</b>						
<b>PROFESSIONAL SERVICES</b>							
		5510400					
<b>IAT</b>							
Telephone @ \$28/month per phone	\$1,008	5950014					
Postage		5950008					
Other		5950033					
Copier @ \$175/Month		5950033					
Enhanced Laptop @ \$40/Month		5950033					
Standard Tablet @ \$50/Month	\$1,800	5950033					
Standard Monitor @ \$5.00	\$360	5950033					
Standard Docking Station @ \$4.50/Month	\$162	5950033					
<b>TOTAL IAT</b>	<b>\$3,330</b>						
<b>ACQUISITIONS</b>							
Office		5710236					
Data Equipment		5710221					
Automotive		5710250					
<b>TOTAL ACQUISITIONS</b>							
<b>TOTAL EXPENDITURES</b>	<b>\$281,773</b>						

QTY	ITEM	COST	TOTAL
	Desk	\$1,200	
	Chair	\$400	
	Laser Printer	\$3,000	
	HP Printer	\$1,000	
	Fax	\$1,000	
	Auto	\$25,000	

S:\BUDGET\419 - State Police\FY 2024-2025\Budget Request\CB Package\Ready to Load\Operational\CB7 Backup\CB 7 NPR - Police Logistical Services

**Form 26619 — 419200CB8-ISS Travel/Roof Replacement**

**4192 - Criminal Investigation**

**MEANS OF FINANCING**

	Amount
STATE GENERAL FUND (Direct)	168,000
STATE GENERAL FUND BY:	—
INTERAGENCY TRANSFERS	—
FEES & SELF-GENERATED	—
STATUTORY DEDICATIONS	—
FEDERAL FUNDS	—
<b>TOTAL MEANS OF FINANCING</b>	<b>\$168,000</b>

**EXPENDITURES**

	Amount
Salaries	—
Other Compensation	—
Related Benefits	—
<b>TOTAL PERSONAL SERVICES</b>	<b>—</b>
Travel	40,000
Operating Services	—
Supplies	—
<b>TOTAL OPERATING EXPENSES</b>	<b>\$40,000</b>
<b>PROFESSIONAL SERVICES</b>	<b>—</b>
Other Charges	—
Debt Service	—
Interagency Transfers	—
<b>TOTAL OTHER CHARGES</b>	<b>—</b>
Acquisitions	—
Major Repairs	128,000
<b>TOTAL ACQ. &amp; MAJOR REPAIRS</b>	<b>\$128,000</b>
<b>TOTAL EXPENDITURES</b>	<b>\$168,000</b>

**AUTHORIZED POSITIONS**

	FTE
Classified	—
Unclassified	—
<b>TOTAL AUTHORIZED T.O. POSITIONS</b>	<b>—</b>
<b>TOTAL AUTHORIZED OTHER CHARGES POSITIONS</b>	<b>—</b>
<b>TOTAL NON-T.O. FTE POSITIONS</b>	<b>—</b>

Question	Narrative Response
<b>Explain the need for this request.</b>	<p>This request is to provide funding for increased travel allotment and much-needed roof repairs for the Investigative Support Section. (ISS) See below for specific information regarding each: a. Training/Travel (\$40,000.00): The Investigative Support Section (ISS) routinely receives and conducts training with our partners (local, state, and federal). Another avenue for training comes from our membership with various professional and trade organizations. Every training event attended allows ISS to maintain and improve situational awareness of current trends and emerging threats relating to criminal intelligence, school safety, sUAS, intelligence technology, and criminal intelligence leadership development. The vast majority of the training is hosted by entities online or beyond the borders of Louisiana. Because of continual advancements in training and development, ISS has improved administratively and operationally, thus enhancing the ability to handle requests on various topics (Domestic Terrorism, FAA Regulations, Critical Infrastructure/Key Resources, Privacy, Ethical Policing, Dignitary Protection, etc.). The estimated cost is based on yearly training expenses for personnel assigned to the Investigative Support Section (Southern Shield, National Fusion Center Conference, Gulf Coast Intel &amp; Law Enforcement Training Seminar (INLETS), Law Enforcement Intelligence Units Conference (LEIU), etc.). Roof Replacement: ISS's roof has leaked after nearly every heavy rain event since October 2022. Estimated costs based on vendor quotes will be approximately \$128,000 (using 17,080 sq. ft. x \$7.50 per square foot) LA-SAFE's mission is to support public safety and homeland security in an all-crime and all-hazards environment and to support federal, state, and local agencies by collecting, analyzing, and disseminating information and intelligence data regarding criminal and terrorist activity. ISS continues to see increased violent threats to public officials, schools, K-12 and higher education, and various other threats, including domestic terrorism and threats related to current political topics. By funding this request, LA-SAFE will acquire cutting-edge technology to enhance the ability to detect, respond to, and investigate threats in a healthy/safe environment.</p>
<b>Cite performance indicators for the adjustment.</b>	<p>LSP Agency Goal 2: Ensure the department is adequately staffed, equipped, and trained to accomplish its mission. The ISS Headquarters is the home base for Criminal Intelligence, LA-SAFE, and its local and federal partners. This section houses nearly 50 personnel under one roof and typically hosts 10-15 monthly meetings in the conference room. LA-SAFE's nearly 30 personnel use the building 24 hours a day. In addition to the personnel, this section houses nearly \$250,000 in electronic equipment (computers, training monitors, docking stations, AV equipment, etc.) that is relied on to carry out daily duties. This office works diligently to recruit new and current personnel. The roof leaked in several places, stained numerous tiles, and damaged some office furniture. Fortunately, the damages have been minor to date. However, the cumulative effect is lower employee morale and potential health issues. To have the roof replaced is to show current and future personnel that the Department prioritizes their health, safety, and security. LSP Agency Goal 4: Improve workforce effectiveness through planning, forecasting, training, coordination, and accountability.</p>
<b>What would the impact be if this is not funded?</b>	<p>If this request is not funded, ISS will continue to fall behind technologically from an operational perspective.</p>
<b>Is revenue a fixed amount or can it be adjusted?</b>	<p>The requested revenue can be adjusted based on the recommended level of expenditures.</p>
<b>Is the expenditure of these revenues restricted?</b>	<p>The expenditure of these funds is not limited or restricted.</p>
<b>Additional information or comments.</b>	<p>N/A</p>

DPS 419200ISS - CB 8 Attachment A

Quantity	Category	GL Code	Justification	Total Cost
1	Travel	5210010	Various investigative support training with professional and trade organizations (local, state, and federal)	\$40,000
			<b>TOTAL REQUESTED</b>	<b>\$40,000</b>

DETAIL OF MAJOR REPAIRS REQUESTED  
 (USE THIS FORM TO EXPLAIN ADDITIONAL MAJOR REPAIRS REQUESTED)  
 AGENCY NAME: OFFICE OF STATE POLICE PROGRAM: CRIMINAL INVESTIGATIONS

CB/BR-21A  
 CB 8 TBS  
 (9/99)

GL CODE	MAJOR REPAIRS DESCRIPTION BY PROGRAM	AMOUNT
5810003	Roof Replacement	\$128,000
	<b>TOTAL</b>	<b>\$128,000</b>

**Form 26932 — 419100CB8-Troop B Generator**

**4191 - Traffic Enforcement**

**MEANS OF FINANCING**

	Amount
STATE GENERAL FUND (Direct)	57,000
STATE GENERAL FUND BY:	—
INTERAGENCY TRANSFERS	—
FEES & SELF-GENERATED	—
STATUTORY DEDICATIONS	—
FEDERAL FUNDS	—
<b>TOTAL MEANS OF FINANCING</b>	<b>\$57,000</b>

**EXPENDITURES**

	Amount
Salaries	—
Other Compensation	—
Related Benefits	—
<b>TOTAL PERSONAL SERVICES</b>	<b>—</b>
Travel	—
Operating Services	—
Supplies	—
<b>TOTAL OPERATING EXPENSES</b>	<b>—</b>
<b>PROFESSIONAL SERVICES</b>	<b>—</b>
Other Charges	—
Debt Service	—
Interagency Transfers	—
<b>TOTAL OTHER CHARGES</b>	<b>—</b>
Acquisitions	—
Major Repairs	57,000
<b>TOTAL ACQ. &amp; MAJOR REPAIRS</b>	<b>\$57,000</b>
<b>TOTAL EXPENDITURES</b>	<b>\$57,000</b>

**AUTHORIZED POSITIONS**

	FTE
Classified	—
Unclassified	—
<b>TOTAL AUTHORIZED T.O. POSITIONS</b>	<b>—</b>
<b>TOTAL AUTHORIZED OTHER CHARGES POSITIONS</b>	<b>—</b>
<b>TOTAL NON-T.O. FTE POSITIONS</b>	<b>—</b>

Question	Narrative Response
<b>Explain the need for this request.</b>	This request is for a new generator for Troop B to provide critical electricity during power outages. The generator system at Troop B is original to the opening of Troop B in 1995. Due to the generator's age, replacement parts are difficult to acquire. Troop B is a 24-hour operating facility; therefore, failure of the Troop B generator during a future deployment could be catastrophic to the Troop and its employees' ability to serve the public in various public safety missions. The company that provided the new equipment and installation estimate currently services the existing generator. The estimated cost for the new generator is \$ 57,000. Due to the age of the current equipment and past equipment failures, it is concerning for the section that the equipment will fail. The failure of the Troop B generator during a future deployment could be catastrophic to Troop B and its employees' ability to serve the public in various public safety missions. Replacing the existing equipment with new and modern equipment will ensure it will serve its purpose as needed without fear of failure.
<b>Cite performance indicators for the adjustment.</b>	This request ties directly to LSP's goal: To ensure that the department is adequately staffed, equipped, and trained to accomplish its mission.
<b>What would the impact be if this is not funded?</b>	If this request is not funded, Troop B will be limited in its ability to serve the public once the equipment fails without timely repair.
<b>Is revenue a fixed amount or can it be adjusted?</b>	
<b>Is the expenditure of these revenues restricted?</b>	The Revenue for this request is fixed.
<b>Additional information or comments.</b>	N/A

DETAIL OF MAJOR REPAIRS REQUESTED  
 (USE THIS FORM TO EXPLAIN ADDITIONAL MAJOR REPAIRS REQUESTED)  
 AGENCY NAME: OFFICE OF STATE POLICE PROGRAM: TRAFFIC ENFORCEMENT

CB/BR-21A  
 CB 8 TBS  
 (9/99)

GL CODE	MAJOR REPAIRS DESCRIPTION BY PROGRAM	AMOUNT
5810007	Troop B-Generator Replacement	\$57,000
	<b>TOTAL</b>	<b>\$57,000</b>



**Form 26939 — 419100CB8-Troop C-Needs**

**4191 - Traffic Enforcement**

**MEANS OF FINANCING**

	Amount
STATE GENERAL FUND (Direct)	233,105
STATE GENERAL FUND BY:	—
INTERAGENCY TRANSFERS	—
FEES & SELF-GENERATED	—
STATUTORY DEDICATIONS	—
FEDERAL FUNDS	—
<b>TOTAL MEANS OF FINANCING</b>	<b>\$233,105</b>

**EXPENDITURES**

	Amount
Salaries	—
Other Compensation	—
Related Benefits	—
<b>TOTAL PERSONAL SERVICES</b>	<b>—</b>
Travel	—
Operating Services	—
Supplies	—
<b>TOTAL OPERATING EXPENSES</b>	<b>—</b>
<b>PROFESSIONAL SERVICES</b>	<b>—</b>
Other Charges	—
Debt Service	—
Interagency Transfers	—
<b>TOTAL OTHER CHARGES</b>	<b>—</b>
Acquisitions	—
Major Repairs	233,105
<b>TOTAL ACQ. &amp; MAJOR REPAIRS</b>	<b>\$233,105</b>
<b>TOTAL EXPENDITURES</b>	<b>\$233,105</b>

**AUTHORIZED POSITIONS**

	FTE
Classified	—
Unclassified	—
<b>TOTAL AUTHORIZED T.O. POSITIONS</b>	<b>—</b>
<b>TOTAL AUTHORIZED OTHER CHARGES POSITIONS</b>	<b>—</b>
<b>TOTAL NON-T.O. FTE POSITIONS</b>	<b>—</b>

Question	Narrative Response
<b>Explain the need for this request.</b>	To prevent unnecessary and untimely deterioration of its facilities, Troop C is in need of exterior paint for the Troop Building and the Mechanic Shop. This request is to paint the exterior of these buildings to counter the effects of environmental conditions and prolong the life of the facility. The estimated cost for exterior painting is \$20,525. The estimates for awning repairs and building painting are based on quotes from local vendors. A bid for window replacement could not be obtained and is estimated based on the replacement from 2005. -\$100,000
<b>Cite performance indicators for the adjustment.</b>	This request ties directly to LSP's goal: To ensure that the department is adequately staffed, equipped, and trained to accomplish its mission. Replacement of the metal roof and gutter system would provide protection to personnel and vehicles using this facility. Painting the Troop and the Maintenance Shop would counter the effects of environmental damage and ensure the longevity of the Troop.
<b>What would the impact be if this is not funded?</b>	If this request is not funded, the Vehicle Awning will remain erect but will continue to rust and degrade. Failure to protect the exterior structures would allow environmental conditions to continue weathering each building's structural integrity, and the windows would remain as they are, possibly allowing water intrusion during future storms.
<b>Is revenue a fixed amount or can it be adjusted?</b>	The requested revenue can be adjusted based upon the recommended level of expenditures.
<b>Is the expenditure of these revenues restricted?</b>	The expenditure of these funds is not limited/restricted.
<b>Additional information or comments.</b>	N/A













LSP-C's Windows

DETAIL OF MAJOR REPAIRS REQUESTED  
 (USE THIS FORM TO EXPLAIN ADDITIONAL MAJOR REPAIRS REQUESTED)  
 AGENCY NAME: OFFICE OF STATE POLICE PROGRAM: TRAFFIC ENFORCEMENT

CB/BR-21A  
 CB 8 TBS  
 (9/99)

GL CODE	MAJOR REPAIRS DESCRIPTION BY PROGRAM	AMOUNT
5810003	Replace rusted metal canopy	\$112,580
5810003	Replace ballistic grade laminate windows	\$100,000
5810003	Exterior painting of buildings	\$20,525
	<b>TOTAL</b>	<b>\$233,105</b>



**Form 26942 — 419100CB8-Troop E-Roof Replacement**

**4191 - Traffic Enforcement**

**MEANS OF FINANCING**

	Amount
STATE GENERAL FUND (Direct)	175,000
STATE GENERAL FUND BY:	—
INTERAGENCY TRANSFERS	—
FEES & SELF-GENERATED	—
STATUTORY DEDICATIONS	—
FEDERAL FUNDS	—
<b>TOTAL MEANS OF FINANCING</b>	<b>\$175,000</b>

**EXPENDITURES**

	Amount
Salaries	—
Other Compensation	—
Related Benefits	—
<b>TOTAL PERSONAL SERVICES</b>	<b>—</b>
Travel	—
Operating Services	—
Supplies	—
<b>TOTAL OPERATING EXPENSES</b>	<b>—</b>
<b>PROFESSIONAL SERVICES</b>	<b>—</b>
Other Charges	—
Debt Service	—
Interagency Transfers	—
<b>TOTAL OTHER CHARGES</b>	<b>—</b>
Acquisitions	—
Major Repairs	175,000
<b>TOTAL ACQ. &amp; MAJOR REPAIRS</b>	<b>\$175,000</b>
<b>TOTAL EXPENDITURES</b>	<b>\$175,000</b>

**AUTHORIZED POSITIONS**

	FTE
Classified	—
Unclassified	—
<b>TOTAL AUTHORIZED T.O. POSITIONS</b>	<b>—</b>
<b>TOTAL AUTHORIZED OTHER CHARGES POSITIONS</b>	<b>—</b>
<b>TOTAL NON-T.O. FTE POSITIONS</b>	<b>—</b>

Question	Narrative Response
<b>Explain the need for this request.</b>	This request is to provide for much-needed facility repairs for Troop E. The roof of the Troop needs replacement. See below for specific information: Troop E's roof has been in place since construction in 2000 and is worn. The estimate received for the replacement of the roof is \$175,000. This includes tearing off and disposing of old shingles and replacing them with a new 50-year shingle. Troop E's current roof is showing signs of significant wear. The roof is a vital part of the building and needs to be maintained in the best condition possible to protect personnel and equipment inside. This request to replace the roof prior to having major issues will prevent further damages that could be caused if the roof is replaced too late.
<b>Cite performance indicators for the adjustment.</b>	This request ties directly to LSP's goal: To ensure that the department is adequately staffed, equipped, and trained to accomplish its mission. It also ties directly to the Mission of the Traffic Enforcement Program: To improve public safety through public education, training, and enforcement of statutes and regulations. These requests are important to fulfilling the Traffic Program's mission by providing a safe and comfortable work environment.
<b>What would the impact be if this is not funded?</b>	If the request is not funded, the roof failure could cause damage to the interior of the building, including damage to the electrical equipment, once leaks occur.
<b>Is revenue a fixed amount or can it be adjusted?</b>	The requested revenue is fixed.
<b>Is the expenditure of these revenues restricted?</b>	The expenditure of these funds is not limited or restricted.
<b>Additional information or comments.</b>	N/A

DETAIL OF MAJOR REPAIRS REQUESTED  
 (USE THIS FORM TO EXPLAIN ADDITIONAL MAJOR REPAIRS REQUESTED)  
 AGENCY NAME: OFFICE OF STATE POLICE PROGRAM: TRAFFIC ENFORCEMENT

CB/BR-21A  
 CB 8 TBS  
 (9/99)

GL CODE	MAJOR REPAIRS DESCRIPTION BY PROGRAM	AMOUNT
5810003	Troop E Roof Replacement	\$175,000
	<b>TOTAL</b>	<b>\$175,000</b>

**Form 26950 — 419100CB8-Troop F-Roof Replacement**

**4191 - Traffic Enforcement**

**MEANS OF FINANCING**

	Amount
STATE GENERAL FUND (Direct)	300,000
STATE GENERAL FUND BY:	—
INTERAGENCY TRANSFERS	—
FEES & SELF-GENERATED	—
STATUTORY DEDICATIONS	—
FEDERAL FUNDS	—
<b>TOTAL MEANS OF FINANCING</b>	<b>\$300,000</b>

**EXPENDITURES**

	Amount
Salaries	—
Other Compensation	—
Related Benefits	—
<b>TOTAL PERSONAL SERVICES</b>	<b>—</b>
Travel	—
Operating Services	—
Supplies	—
<b>TOTAL OPERATING EXPENSES</b>	<b>—</b>
<b>PROFESSIONAL SERVICES</b>	<b>—</b>
Other Charges	—
Debt Service	—
Interagency Transfers	—
<b>TOTAL OTHER CHARGES</b>	<b>—</b>
Acquisitions	—
Major Repairs	300,000
<b>TOTAL ACQ. &amp; MAJOR REPAIRS</b>	<b>\$300,000</b>
<b>TOTAL EXPENDITURES</b>	<b>\$300,000</b>

**AUTHORIZED POSITIONS**

	FTE
Classified	—
Unclassified	—
<b>TOTAL AUTHORIZED T.O. POSITIONS</b>	<b>—</b>
<b>TOTAL AUTHORIZED OTHER CHARGES POSITIONS</b>	<b>—</b>
<b>TOTAL NON-T.O. FTE POSITIONS</b>	<b>—</b>

Question	Narrative Response
<b>Explain the need for this request.</b>	This request is to provide for much-needed facility repairs for Troop F. The roof needs replacement. See below for specific information: The roof on the Troop F headquarters is in poor condition and needs to be replaced. The estimate to replace the roof is \$300,000. The metal roof on the Troop F headquarters leaks in many spots. Numerous attempts to repair the roof, at significant cost, have been met with negative results. The leaks pose a safety risk and disrupt Troop operations.
<b>Cite performance indicators for the adjustment.</b>	This request ties directly to LSP's goal: To ensure that the department is adequately staffed, equipped, and trained to accomplish its mission. It also ties directly to the Mission of the Traffic Enforcement Program: To improve public safety through public education, training, and enforcement of statutes and regulations. These requests are important to fulfilling the Traffic Program's mission by providing a safe and comfortable work environment.
<b>What would the impact be if this is not funded?</b>	If this request is not funded, troop personnel, safety, efficiency, and productivity will be hindered. The costly repairs required by the items in this request will continue to increase.
<b>Is revenue a fixed amount or can it be adjusted?</b>	The requested revenue is fixed.
<b>Is the expenditure of these revenues restricted?</b>	The expenditure of these funds is not limited or restricted.
<b>Additional information or comments.</b>	N/A

DETAIL OF MAJOR REPAIRS REQUESTED  
 (USE THIS FORM TO EXPLAIN ADDITIONAL MAJOR REPAIRS REQUESTED)  
 AGENCY NAME: OFFICE OF STATE POLICE PROGRAM: TRAFFIC ENFORCEMENT

CB/BR-21A  
 CB 8 TBS  
 (9/99)

GL CODE	MAJOR REPAIRS DESCRIPTION BY PROGRAM	AMOUNT
5810003	Troop F Roof Replacement	\$300,000
	<b>TOTAL</b>	<b>\$300,000</b>

**Form 26952 — 419100CB8-Troop G Parking Canopy Replacement**

**4191 - Traffic Enforcement**

**MEANS OF FINANCING**

	Amount
STATE GENERAL FUND (Direct)	190,000
STATE GENERAL FUND BY:	—
INTERAGENCY TRANSFERS	—
FEES & SELF-GENERATED	—
STATUTORY DEDICATIONS	—
FEDERAL FUNDS	—
<b>TOTAL MEANS OF FINANCING</b>	<b>\$190,000</b>

**AUTHORIZED POSITIONS**

	FTE
Classified	—
Unclassified	—
<b>TOTAL AUTHORIZED T.O. POSITIONS</b>	<b>—</b>
<b>TOTAL AUTHORIZED OTHER CHARGES POSITIONS</b>	<b>—</b>
<b>TOTAL NON-T.O. FTE POSITIONS</b>	<b>—</b>

**EXPENDITURES**

	Amount
Salaries	—
Other Compensation	—
Related Benefits	—
<b>TOTAL PERSONAL SERVICES</b>	<b>—</b>
Travel	—
Operating Services	—
Supplies	—
<b>TOTAL OPERATING EXPENSES</b>	<b>—</b>
<b>PROFESSIONAL SERVICES</b>	<b>—</b>
Other Charges	—
Debt Service	—
Interagency Transfers	—
<b>TOTAL OTHER CHARGES</b>	<b>—</b>
Acquisitions	—
Major Repairs	190,000
<b>TOTAL ACQ. &amp; MAJOR REPAIRS</b>	<b>\$190,000</b>
<b>TOTAL EXPENDITURES</b>	<b>\$190,000</b>

Question	Narrative Response
<b>Explain the need for this request.</b>	This request is for the funding to replace the 3 existing vehicle awnings surrounding Troop G. The estimated replacement cost is \$190,000. Troop G was constructed in 1977. This request is for funding to replace the aging vehicle awnings for the east, south, and west sides of Troop G. The current awnings are corroding (especially at support points) and leak throughout.
<b>Cite performance indicators for the adjustment.</b>	This request ties directly to LSP's goal: To ensure that the department is adequately staffed, equipped, and trained to accomplish its mission. It also ties directly to the Mission of the Traffic Enforcement Program: To improve public safety through public education, training, and enforcement of statutes and regulations. These requests are important to fulfilling the Traffic Program's mission by providing a safe and comfortable work environment.
<b>What would the impact be if this is not funded?</b>	If this request is not funded, the current awnings will continue to deteriorate and eventually become susceptible to collapse. This poses a significant safety issue for anyone using the canopy.
<b>Is revenue a fixed amount or can it be adjusted?</b>	The requested revenue is a fixed amount and cannot be adjusted based on the recommended level of expenditure.
<b>Is the expenditure of these revenues restricted?</b>	The expenditure of these funds is not limited or restricted.
<b>Additional information or comments.</b>	N/A



DETAIL OF MAJOR REPAIRS REQUESTED  
 (USE THIS FORM TO EXPLAIN ADDITIONAL MAJOR REPAIRS REQUESTED)  
 AGENCY NAME: OFFICE OF STATE POLICE PROGRAM: TRAFFIC ENFORCEMENT

CB/BR-21A  
 CB 8 TBS  
 (9/99)

GL CODE	MAJOR REPAIRS DESCRIPTION BY PROGRAM	AMOUNT
5810003	Troop G Parking Canopy Awning Replacement	\$190,000
	<b>TOTAL</b>	<b>\$190,000</b>

**Form 26955 — 419100CB8-Troop L Needs**

**4191 - Traffic Enforcement**

**MEANS OF FINANCING**

	Amount
STATE GENERAL FUND (Direct)	175,000
STATE GENERAL FUND BY:	—
INTERAGENCY TRANSFERS	—
FEES & SELF-GENERATED	—
STATUTORY DEDICATIONS	—
FEDERAL FUNDS	—
<b>TOTAL MEANS OF FINANCING</b>	<b>\$175,000</b>

**EXPENDITURES**

	Amount
Salaries	—
Other Compensation	—
Related Benefits	—
<b>TOTAL PERSONAL SERVICES</b>	<b>—</b>
Travel	—
Operating Services	—
Supplies	—
<b>TOTAL OPERATING EXPENSES</b>	<b>—</b>
<b>PROFESSIONAL SERVICES</b>	<b>—</b>
Other Charges	—
Debt Service	—
Interagency Transfers	—
<b>TOTAL OTHER CHARGES</b>	<b>—</b>
Acquisitions	—
Major Repairs	175,000
<b>TOTAL ACQ. &amp; MAJOR REPAIRS</b>	<b>\$175,000</b>
<b>TOTAL EXPENDITURES</b>	<b>\$175,000</b>

**AUTHORIZED POSITIONS**

	FTE
Classified	—
Unclassified	—
<b>TOTAL AUTHORIZED T.O. POSITIONS</b>	<b>—</b>
<b>TOTAL AUTHORIZED OTHER CHARGES POSITIONS</b>	<b>—</b>
<b>TOTAL NON-T.O. FTE POSITIONS</b>	<b>—</b>

Question	Narrative Response
<b>Explain the need for this request.</b>	This request is to provide for much-needed facility repairs for Troop L. The parking canopy and gutter system is in need of replacement. See below for specific information regarding this request: The Troop L Parking Canopy/ Gutter System is covered parking for the troop's staff vehicles and emergency vehicles. The current canopy and gutter system is in bad shape and has holes that allow water to fall through. In addition, material from the canopy falls onto the vehicles it is supposed to protect. The current setup is not protecting the State's property as it should. Troop L was provided a quote for \$175,000 for the cost of replacing the canopy and gutter system. The current canopy and gutter system at Troop L was originally installed in 1974 when the troop was constructed. It is now rusted and falling apart, causing pieces to fall on vehicles and on the ground along with water leaking through the canopy. At this point, parts of the gutters have completely fallen off the system.
<b>Cite performance indicators for the adjustment.</b>	This request ties directly to LSP's goal: To ensure that the department is adequately staffed, equipped, and trained to accomplish its mission. It also ties directly to the Mission of the Traffic Enforcement Program: To improve public safety through public education, training, and enforcement of statutes and regulations. These requests are important to fulfilling the Traffic Program's mission by providing a safe and comfortable work environment.
<b>What would the impact be if this is not funded?</b>	If this request is unfunded, the Troop L Parking Canopy and Gutter System will continue to be a safety issue for personnel and a hazard with material dropping on the vehicles.
<b>Is revenue a fixed amount or can it be adjusted?</b>	This revenue can be adjusted based upon the recommended level of expenditures.
<b>Is the expenditure of these revenues restricted?</b>	The expenditure of these funds is not limited or restricted.
<b>Additional information or comments.</b>	N/A

DETAIL OF MAJOR REPAIRS REQUESTED  
 (USE THIS FORM TO EXPLAIN ADDITIONAL MAJOR REPAIRS REQUESTED)  
 AGENCY NAME: OFFICE OF STATE POLICE PROGRAM: TRAFFIC ENFORCEMENT

CB/BR-21A  
 CB 8 TBS  
 (9/99)

GL CODE	MAJOR REPAIRS DESCRIPTION BY PROGRAM	AMOUNT
5810003	Troop L-Parking Canopy and Gutter System Replacement	\$175,000
	<b>TOTAL</b>	<b>\$175,000</b>

**Form 26956 — 419100CB8-Troop L Roof Replacement**

**4191 - Traffic Enforcement**

**MEANS OF FINANCING**

	Amount
STATE GENERAL FUND (Direct)	100,000
STATE GENERAL FUND BY:	—
INTERAGENCY TRANSFERS	—
FEES & SELF-GENERATED	—
STATUTORY DEDICATIONS	—
FEDERAL FUNDS	—
<b>TOTAL MEANS OF FINANCING</b>	<b>\$100,000</b>

**EXPENDITURES**

	Amount
Salaries	—
Other Compensation	—
Related Benefits	—
<b>TOTAL PERSONAL SERVICES</b>	<b>—</b>
Travel	—
Operating Services	—
Supplies	—
<b>TOTAL OPERATING EXPENSES</b>	<b>—</b>
<b>PROFESSIONAL SERVICES</b>	<b>—</b>
Other Charges	—
Debt Service	—
Interagency Transfers	—
<b>TOTAL OTHER CHARGES</b>	<b>—</b>
Acquisitions	—
Major Repairs	100,000
<b>TOTAL ACQ. &amp; MAJOR REPAIRS</b>	<b>\$100,000</b>
<b>TOTAL EXPENDITURES</b>	<b>\$100,000</b>

**AUTHORIZED POSITIONS**

	FTE
Classified	—
Unclassified	—
<b>TOTAL AUTHORIZED T.O. POSITIONS</b>	<b>—</b>
<b>TOTAL AUTHORIZED OTHER CHARGES POSITIONS</b>	<b>—</b>
<b>TOTAL NON-T.O. FTE POSITIONS</b>	<b>—</b>

Question	Narrative Response
<b>Explain the need for this request.</b>	This request is to provide for much-needed roof replacement for Troop L. See below for specific information: Funding this repair would correct issues with the current 18-year-old shingle roof. The roof has undergone severe weather events and has shown severe deterioration over the past few years. A new roof would alleviate constant repair to the current roof and protect the interior of Troop L. The amount is based on a quote at the beginning of 2023, adding 25% for inflation and the rising cost of materials and labor. The total cost to replace the roof is \$100,000. The current roof was installed shortly after Hurricane Katrina. It is deteriorating daily, and new issues and leaks are regularly found. Recently, Troop L spent just under \$5,000 on a repair to prevent water intrusion caused by the deteriorating roof shingles and sealant. Roof replacement would decrease the yearly maintenance cost and avoid water intrusion into the Troop L interior.
<b>Cite performance indicators for the adjustment.</b>	This request ties directly to LSP's goal: To ensure that the department is adequately staffed, equipped, and trained to accomplish its mission. It also ties directly to the Mission of the Traffic Enforcement Program: To improve public safety through public education, training, and enforcement of statutes and regulations. These requests are important to fulfilling the Traffic Program's mission by providing a safe and comfortable work environment. Without a safe and secure area for command and control, Troop L's ability to properly and efficiently dispatch troopers to emergencies would be hindered.
<b>What would the impact be if this is not funded?</b>	If this request is unfunded, Troop L will continue to spend funding to patch and repair the current roof so that Troop Operations are unaffected. The inevitable worsening of the roof will eventually damage the property on the interior of the building.
<b>Is revenue a fixed amount or can it be adjusted?</b>	The revenue for this request is fixed.
<b>Is the expenditure of these revenues restricted?</b>	The expenditure of these funds is not limited or restricted.
<b>Additional information or comments.</b>	N/A

DETAIL OF MAJOR REPAIRS REQUESTED  
 (USE THIS FORM TO EXPLAIN ADDITIONAL MAJOR REPAIRS REQUESTED)  
 AGENCY NAME: OFFICE OF STATE POLICE PROGRAM: TRAFFIC ENFORCEMENT

CB/BR-21A  
 CB 8 TBS  
 (9/99)

GL CODE	MAJOR REPAIRS DESCRIPTION BY PROGRAM	AMOUNT
5810003	Troop L-Roof Replacement	\$100,000
	<b>TOTAL</b>	<b>\$100,000</b>

**Form 26998 — 419100CB8-ESU Bomb Suits -Robotic Platform**

**4191 - Traffic Enforcement**

**MEANS OF FINANCING**

	Amount
STATE GENERAL FUND (Direct)	810,868
STATE GENERAL FUND BY:	—
INTERAGENCY TRANSFERS	—
FEES & SELF-GENERATED	—
STATUTORY DEDICATIONS	—
FEDERAL FUNDS	—
<b>TOTAL MEANS OF FINANCING</b>	<b>\$810,868</b>

**AUTHORIZED POSITIONS**

	FTE
Classified	—
Unclassified	—
<b>TOTAL AUTHORIZED T.O. POSITIONS</b>	<b>—</b>
<b>TOTAL AUTHORIZED OTHER CHARGES POSITIONS</b>	<b>—</b>
<b>TOTAL NON-T.O. FTE POSITIONS</b>	<b>—</b>

**EXPENDITURES**

	Amount
Salaries	—
Other Compensation	—
Related Benefits	—
<b>TOTAL PERSONAL SERVICES</b>	<b>—</b>
Travel	—
Operating Services	—
Supplies	—
<b>TOTAL OPERATING EXPENSES</b>	<b>—</b>
<b>PROFESSIONAL SERVICES</b>	<b>—</b>
Other Charges	—
Debt Service	—
Interagency Transfers	—
<b>TOTAL OTHER CHARGES</b>	<b>—</b>
Acquisitions	810,868
Major Repairs	—
<b>TOTAL ACQ. &amp; MAJOR REPAIRS</b>	<b>\$810,868</b>
<b>TOTAL EXPENDITURES</b>	<b>\$810,868</b>



Question	Narrative Response
<p><b>Explain the need for this request.</b></p>	<p>As the agency responsible for acting as the state's response entity to explosive incidents, the Emergency Services Unit (ESU) requests the following items to maintain its capability to perform this function. It should also be noted that the Federal Bureau of Investigation is the certifying agency for explosive ordinance disposal squads, and they require specific items to be readily available. Should they not be, the squad could be in jeopardy of losing their certification. Three (3) - MED-ENG EOD 10E Bomb Suits (Size Medium). ESU currently has a complement of MED-ENG bomb suits; however, they are larger sizes and unsuitable for five (5) bomb technicians presently certified on the squad. The previous design was highly flexible and could accommodate various body types. With the design change of the EOD 10E, bomb technicians under 5'10" cannot work in the EOD 10E larges. This would allow one medium EOD 10E to be placed in each response region. \$126,018.00 Two (2) ñ ANDROS Spartan Vehicle Assemblies. ESU currently has an aging robotics fleet for working on explosive ordinance calls. One (1) of the robotic platforms is over 25 years old and continually requires maintenance to keep it operational. The parts for this aging platform are becoming increasingly difficult to find and pricey due to their limited availability. Additionally, approximately 25 years ago, a robotics platform was not replaced due to cost, leaving Region 3 with only one robot. Should Region 3 bomb technicians require a second robot, the platform must be brought from Lake Charles, Lafayette, or requested from another agency. This adds an undue burden on an already volatile situation. Each region has two robotics platforms except for Region 3. \$684,850.00 The current equipment being used by ESU to perform explosive responses, especially regarding the robotics platforms, is becoming extremely outdated. The last robotics platform was purchased before 2016; the oldest was purchased in 1995. These robots use older technology, and the circuit boards must constantly be repaired or replaced. As laid out at instruction at the Federal Bureau of Investigation's Hazardous Devices School, the protocol for explosive response is to perform every possible action remotely until all means have been exhausted. If the situation is not secured, then the bomb technicians have to wear a bomb suit and physically handle the situation. As mentioned before, the robotics fleet for ESU is antiquated and requires constant maintenance to be ready for response. Should ESU get to a point where the incident cannot be handled remotely, ESU has five (5) technicians who would be unable to use the current EOD Suit (due to the size) to fulfill their duties as bomb technicians.</p>
<p><b>Cite performance indicators for the adjustment.</b></p>	<p>LSP Agency Goal 2: Ensure the department is adequately staffed, equipped, and trained to accomplish its mission. ESU provides all explosive responses for those areas in the state that do not have a certified bomb squad. This encompasses 54 of Louisiana's 64 parishes, and in 2022, ESU responded to over 250 calls for service regarding explosives and 7,500 for hazardous materials. It should be noted that ESU does respond to all parishes to assist with explosive incidents when needed. ESU's response to the explosive incident would be significantly delayed without proper equipment. This would cause businesses, schools, agencies, and citizens to be substantially impacted due to their exposure during this lag time in moving critical equipment. It should be noted that the robotics platform has multiple other uses, including SWAT and hazardous materials response applications.</p>
<p><b>What would the impact be if this is not funded?</b></p>	<p>Should this project not be funded, it would exclude a portion of ESU's bomb technicians from performing their duties during explosive incidents. Additionally, it would increase response times while waiting for additional equipment to arrive from various locations around the state. This would prolong ESU's capability of safely rendering safe items of concern, endangering public safety. In many areas, ESU is the only readily available bomb squad to handle explosive incidents.</p>

Question	Narrative Response
<b>Is revenue a fixed amount or can it be adjusted?</b>	The only way to scale down the project is to reduce the items purchased. This would be possible, but it would impact the unit's ability to respond to explosive incidents readily.
<b>Is the expenditure of these revenues restricted?</b>	N/A
<b>Additional information or comments.</b>	N/A

DETAIL OF ACQUISITIONS REQUESTED  
 (USE THIS FORM TO EXPLAIN ADDITIONAL ACQUISITIONS REQUESTED)  
 AGENCY: OFFICE OF STATE POLICE PROGRAM NAME: TRAFFIC ENFORCEMENT

CB/BR-20A  
 (08/20)

G/L CODE	Pr.	QUANTITY	EQUIPMENT REPLACED DESCRIPTION BY PROGRAM	AMOUNT	G/L CODE	Pr.	QUANTITY	NEW EQUIPMENT DESCRIPTION BY PROGRAM	AMOUNT
					5710236		3	BOMB SUITES	\$126,018
					5710236		2	ROBOTIC PLATFORM	\$684,850
			TOTAL	\$0				TOTAL	\$810,868

**Form 27000 — 419100CB8-Motorcycle Safety Section Needs**

**4191 - Traffic Enforcement**

**MEANS OF FINANCING**

	Amount
STATE GENERAL FUND (Direct)	—
STATE GENERAL FUND BY:	—
INTERAGENCY TRANSFERS	—
FEES & SELF-GENERATED	27,813
STATUTORY DEDICATIONS	—
FEDERAL FUNDS	—
<b>TOTAL MEANS OF FINANCING</b>	<b>\$27,813</b>

**EXPENDITURES**

	Amount
Salaries	—
Other Compensation	—
Related Benefits	—
<b>TOTAL PERSONAL SERVICES</b>	<b>—</b>
Travel	—
Operating Services	27,813
Supplies	—
<b>TOTAL OPERATING EXPENSES</b>	<b>\$27,813</b>
<b>PROFESSIONAL SERVICES</b>	<b>—</b>
Other Charges	—
Debt Service	—
Interagency Transfers	—
<b>TOTAL OTHER CHARGES</b>	<b>—</b>
Acquisitions	—
Major Repairs	—
<b>TOTAL ACQ. &amp; MAJOR REPAIRS</b>	<b>—</b>
<b>TOTAL EXPENDITURES</b>	<b>\$27,813</b>

**AUTHORIZED POSITIONS**

	FTE
Classified	—
Unclassified	—
<b>TOTAL AUTHORIZED T.O. POSITIONS</b>	<b>—</b>
<b>TOTAL AUTHORIZED OTHER CHARGES POSITIONS</b>	<b>—</b>
<b>TOTAL NON-T.O. FTE POSITIONS</b>	<b>—</b>

**Fees and Self-Generated**

	Amount
Motorcycle Safety & Operator Train. Prog	27,813
<b>Total:</b>	<b>\$27,813</b>

**Statutory Dedications**

	Amount
<b>Total:</b>	<b>—</b>

Question	Narrative Response
<b>Explain the need for this request.</b>	The DPS/LSP Motorcycle Safety Section (MSS) requests 15 new training motorcycles to replace the current motorcycles used to conduct the Basic Motorcycle Operator Training courses in several regional Louisiana training sites. MSS also requests two additional 24' enclosed trailers. Currently, 2/3s of the operational fleet of motorcycles are 1990 ñ 2007 models, and the remaining 1/3 are 2013-2015 models. Repairs have been required on the motorcycles as parts may be damaged during the training program. Certain parts for motorcycle models older than ten years old are getting increasingly difficult to obtain due to discontinued availability by the manufacturers. The requested funding for the above-mentioned items is based on quotes obtained from motorcycle manufacturer listings and MG Trailer Depot. The Motorcycle Safety Program has had issues with specific part availability on older motorcycles as the manufacturers discontinue these items. In addition, as the vehicle fleet ages, additional repairs are needed due to wear and tear. Major repairs are costly and time-consuming if parts cannot be obtained.
<b>Cite performance indicators for the adjustment.</b>	LSP Agency Goal 2: Ensure the department is adequately staffed, equipped, and trained to accomplish its mission. The program currently has plans to expand to additional training sites in underserved areas of Louisiana where we currently don't have sufficient vehicles, equipment, or staff to accommodate the Program in certain areas of the State.
<b>What would the impact be if this is not funded?</b>	If funding is not approved, this will create an inability to accommodate training sites with the equipment needed to conduct training. Potential participants would have to travel to other parishes where the Program offers Motorcycle Operator training courses.
<b>Is revenue a fixed amount or can it be adjusted?</b>	The requested revenue can be adjusted based upon the recommended level of expenditures.
<b>Is the expenditure of these revenues restricted?</b>	This revenue source is limited to the Motorcycle Safety Program.
<b>Additional information or comments.</b>	N/A

OFFICE OF STATE POLICE  
 Motorcycle Safety Section  
 New Motorcycles

COST PER ITEM	\$6,490
QUANTITY	15
SUB-TOTAL	\$97,350
INSTALLATION	N/A
TOTAL	\$97,350
INTEREST	5%
	\$4,868
AMOUNT TO BE FINANCED	\$102,218
FINANCE TERM (YEARS)	5
ANNUAL COST	\$20,444
LIKELY DELIVERY	
MONTHS IN FY 24	
FY 24 COST	\$0

If the installation is done by the manufacturer and included in the total cost, it can be financed. If not, it will need to be accounted for separately and paid for in full upon completion of the installation.

OFFICE OF STATE POLICE  
Motorcycle Safety Section  
New Trailers

COST PER ITEM \$17,545  
QUANTITY 2  
SUB-TOTAL \$35,090

INSTALLATION N/A

If the installation is done by the manufacturer and included in the total cost, it can be financed. If not, it will need to be accounted for separately and paid for in full upon completion of the installation.

TOTAL \$35,090

INTEREST 5%  
\$1,755

AMOUNT TO BE FINANCED \$36,845  
FINANCE TERM (YEARS) 5  
ANNUAL COST \$7,369

LIKELY DELIVERY MONTHS IN FY 24  
FY 24 COST \$0

U:\BUDGET\419 - State Police\FY 2024-2025\Budget Request\CB Package\Ready to Load\Traffic\Base Adjustment PDF Backup\419100CB8-Motorcycle Safety Unit-Bikes and Trailers IPM calculations

**Form 28443 — 419300CB8 - Air Support**

**4193 - Operational Support**

**MEANS OF FINANCING**

	Amount
STATE GENERAL FUND (Direct)	6,243,983
STATE GENERAL FUND BY:	—
INTERAGENCY TRANSFERS	—
FEES & SELF-GENERATED	—
STATUTORY DEDICATIONS	—
FEDERAL FUNDS	—
<b>TOTAL MEANS OF FINANCING</b>	<b>\$6,243,983</b>

**EXPENDITURES**

	Amount
Salaries	—
Other Compensation	—
Related Benefits	—
<b>TOTAL PERSONAL SERVICES</b>	<b>—</b>
Travel	125,000
Operating Services	6,038,983
Supplies	—
<b>TOTAL OPERATING EXPENSES</b>	<b>\$6,163,983</b>
<b>PROFESSIONAL SERVICES</b>	<b>—</b>
Other Charges	—
Debt Service	—
Interagency Transfers	—
<b>TOTAL OTHER CHARGES</b>	<b>—</b>
Acquisitions	—
Major Repairs	80,000
<b>TOTAL ACQ. &amp; MAJOR REPAIRS</b>	<b>\$80,000</b>
<b>TOTAL EXPENDITURES</b>	<b>\$6,243,983</b>

**AUTHORIZED POSITIONS**

	FTE
Classified	—
Unclassified	—
<b>TOTAL AUTHORIZED T.O. POSITIONS</b>	<b>—</b>
<b>TOTAL AUTHORIZED OTHER CHARGES POSITIONS</b>	<b>—</b>
<b>TOTAL NON-T.O. FTE POSITIONS</b>	<b>—</b>



Question	Narrative Response
<b>Explain the need for this request.</b>	This adjustment is needed to fund the replacement of two unreliable and unsafe helicopters, pilot training, and aviation hangar roof repairs. This request will allow the Office of State Police (OSP) to replace and equip outdated equipment. The request is needed due to aircraft maintenance costs and obsolete parts. This request includes hangar roof repair and pilot training. See Attachment A and CB-BR21A for details.
<b>Cite performance indicators for the adjustment.</b>	This request supports Agency Goal II to ensure that the department is adequately staffed, equipped, and trained to accomplish its mission.
<b>What would the impact be if this is not funded?</b>	If this request is not funded, officer performance would suffer, and it would have an adverse effect on the department's ability to accomplish its goals and objectives. Critical components of the helicopters have had to be rebuilt and/or overhauled due to a lack of availability, compromising the helicopter's safety, efficiency, and performance. Without the repair of the hangar roof, floor conditions will continue to be hazardous. If the pilot training is not funded, pilot skills and capabilities will diminish.
<b>Is revenue a fixed amount or can it be adjusted?</b>	The funds can be adjusted based on the recommended level of expenditures.
<b>Is the expenditure of these revenues restricted?</b>	The expenditure of this revenue source is not limited/restricted.
<b>Additional information or comments.</b>	See Attachment A and CB/BR-21A for additional details.

DETAIL OF MAJOR REPAIRS REQUESTED  
 (USE THIS FORM TO EXPLAIN ADDITIONAL MAJOR REPAIRS REQUESTED)

CB/BR-21A  
 CB 8 AVIATION  
 (9/99)

AGENCY NAME: OFFICE OF STATE POLICE PROGRAM: OPERATIONAL SUPPORT

GL CODE	MAJOR REPAIRS DESCRIPTION BY PROGRAM	AMOUNT
5810002	Hangar roof repair	\$80,000
	<b>TOTAL</b>	<b>\$80,000</b>

**DPS AVIATION - CB 8 Attachment A**

Quantity	Category	GL Code	Justification	Total Cost
1	Travel	5210015	Various pilot training courses. Training is essential for safe operation of aircrafts.	\$125,000
			<b>TRAVEL TOTAL</b>	<b>\$125,000</b>
1	Major Repairs	5810002	Replace hangar roof due to multiple leaks causing hazardous conditions.	\$80,000
			<b>MAJOR REPAIRS TOTAL</b>	<b>\$80,000</b>
			<b>TOTAL TRAVEL/MAJOR REPAIRS REQUESTED</b>	<b>\$205,000</b>

**Form 28451 — 419300CB8 - Capitol Detail**

**4193 - Operational Support**

**MEANS OF FINANCING**

	Amount
STATE GENERAL FUND (Direct)	14,700
STATE GENERAL FUND BY:	—
INTERAGENCY TRANSFERS	—
FEES & SELF-GENERATED	—
STATUTORY DEDICATIONS	—
FEDERAL FUNDS	—
<b>TOTAL MEANS OF FINANCING</b>	<b>\$14,700</b>

**EXPENDITURES**

	Amount
Salaries	—
Other Compensation	—
Related Benefits	—
<b>TOTAL PERSONAL SERVICES</b>	<b>—</b>
Travel	—
Operating Services	14,700
Supplies	—
<b>TOTAL OPERATING EXPENSES</b>	<b>\$14,700</b>
<b>PROFESSIONAL SERVICES</b>	<b>—</b>
Other Charges	—
Debt Service	—
Interagency Transfers	—
<b>TOTAL OTHER CHARGES</b>	<b>—</b>
Acquisitions	—
Major Repairs	—
<b>TOTAL ACQ. &amp; MAJOR REPAIRS</b>	<b>—</b>
<b>TOTAL EXPENDITURES</b>	<b>\$14,700</b>

**AUTHORIZED POSITIONS**

	FTE
Classified	—
Unclassified	—
<b>TOTAL AUTHORIZED T.O. POSITIONS</b>	<b>—</b>
<b>TOTAL AUTHORIZED OTHER CHARGES POSITIONS</b>	<b>—</b>
<b>TOTAL NON-T.O. FTE POSITIONS</b>	<b>—</b>

Question	Narrative Response
<b>Explain the need for this request.</b>	This request is to allow Capitol Security to purchase 2 Polaris Ranger Crew side by sides. The Capitol Complex is an urban environment with neighborhoods, a central business district, parks, etc. Currently, bicycles and automobiles are used to patrol the area. The addition of side-by-side vehicles would provide more mobility and efficiency during special events, heavy traffic, and in off-road areas around the Capitol Complex.
<b>Cite performance indicators for the adjustment.</b>	Agency Goal II, 'Ensure the department is adequately staffed, equipped, and trained to accomplish its mission.
<b>What would the impact be if this is not funded?</b>	If this request is not funded, officer performance would suffer, and it would have an adverse effect on the department's ability to accomplish its goals and objectives.
<b>Is revenue a fixed amount or can it be adjusted?</b>	The requested revenue can be adjusted based upon the recommended level of expenditures.
<b>Is the expenditure of these revenues restricted?</b>	The expenditure of this revenue source is not limited/restricted.
<b>Additional information or comments.</b>	2 Polaris Ranger Crew XP - \$70,000 financed for 5 years. IPM - \$14,700

**Form 28458 — 419300CB8 - LWIN**

**4193 - Operational Support**

**MEANS OF FINANCING**

	Amount
STATE GENERAL FUND (Direct)	—
STATE GENERAL FUND BY:	—
INTERAGENCY TRANSFERS	3,496,361
FEES & SELF-GENERATED	—
STATUTORY DEDICATIONS	—
FEDERAL FUNDS	—
<b>TOTAL MEANS OF FINANCING</b>	<b>\$3,496,361</b>

**EXPENDITURES**

	Amount
Salaries	—
Other Compensation	—
Related Benefits	—
<b>TOTAL PERSONAL SERVICES</b>	<b>—</b>
Travel	49,988
Operating Services	—
Supplies	—
<b>TOTAL OPERATING EXPENSES</b>	<b>\$49,988</b>
<b>PROFESSIONAL SERVICES</b>	<b>—</b>
Other Charges	3,446,373
Debt Service	—
Interagency Transfers	—
<b>TOTAL OTHER CHARGES</b>	<b>\$3,446,373</b>
Acquisitions	—
Major Repairs	—
<b>TOTAL ACQ. &amp; MAJOR REPAIRS</b>	<b>—</b>
<b>TOTAL EXPENDITURES</b>	<b>\$3,496,361</b>

**AUTHORIZED POSITIONS**

	FTE
Classified	—
Unclassified	—
<b>TOTAL AUTHORIZED T.O. POSITIONS</b>	<b>—</b>
<b>TOTAL AUTHORIZED OTHER CHARGES POSITIONS</b>	<b>—</b>
<b>TOTAL NON-T.O. FTE POSITIONS</b>	<b>—</b>

Question	Narrative Response
<b>Explain the need for this request.</b>	<p>The Louisiana State Police Technology and Business Support Section (TBS) was created to research and implement new technology in the Department and assess and streamline the Department's technical support processes. The strategic plan is for the Mobility and Communication Services (MCS) to expand its support of the Department. Mobility and Communication Services personnel provide maintenance and repairs at state-owned radio tower sites providing LWIN communications. These towers are necessary to ensure interoperable communication exists between multiple agencies. In order to maintain the network, preventative maintenance and annual replacement of equipment is necessary. The repairs and replacements include the site buildings at the base of radio towers, which house radio and computer equipment, and air conditioners, which keep the computer equipment cool during operations. It is also necessary to periodically replace hardware, lighting, and batteries at these sites to ensure they operate properly. This request will provide the necessary funding to support the statewide 700 MHz LWIN system. Currently, there are over 114,000 local and state first responders using the system. This system is an integral part of first responders' interoperable solutions statewide. Without proper maintenance, support, troubleshooting, and monitoring of this critical system, law enforcement and public safety in Louisiana will be jeopardized. The requested increases for FY 24/25 are due to the following: LSP/LWIN technicians have not received current Motorola training in years. These systems evolve, and training is required to stay abreast of the latest techniques in maintaining the system not only during normal operations but also during emergencies. Louisiana State Police Radio Communications has been charged with maintaining the LWIN system in times of emergency. This is a companion CB 8 with GOHSEP.</p>
<b>Cite performance indicators for the adjustment.</b>	<p>This request is related to State Police Agency Goal II, ensure the department is adequately staffed, equipped, and trained to accomplish its mission and; Objective IV.1 'Maximize the state's return on investment to provide a unified statewide interoperable communications network between LSP, federal, state, and local governments through June 30, 2028'. Strategy IV.1.3 Establish a fail-over backhaul system to increase reliability and support communication and to provide optical maintenance needs during state or national emergencies by utilizing satellite and available state-owned and private fiber to link wireless sites.</p>
<b>What would the impact be if this is not funded?</b>	<p>If this request is not funded, LWIN system infrastructure will continue to degrade, which will result in additional downtime and added cost of repairs, and the useful life of the trailer will be diminished; thereby forcing the state to either pay for refurbishment or replacement earlier than anticipated. In addition, the statewide communications system would not be supported adequately. LSP Technicians would lack the most current and applicable training on the existing Motorola P25 LWIN system. This lack of training will slow maintenance, troubleshooting, and correcting of system failures.</p>
<b>Is revenue a fixed amount or can it be adjusted?</b>	<p>The revenue requested can be adjusted based on the recommended level of expenditures.</p>
<b>Is the expenditure of these revenues restricted?</b>	<p>The expenditure of this revenue source is not limited/restricted.</p>
<b>Additional information or comments.</b>	<p>See Attachments A and B for further details.</p>

DPS LWIN - CB 8 - ATTACHMENT A			
Category	GL	Name	Total Cost
Travel - In State	5210015	Various Motorola Trainings	\$49,988
Other Charges – Operating Services	5620063	Environmental monitoring for LWIN tower trailers	\$108,000
Other Charges – Operating Services	5620063	LWIN tower site ground maintenance	\$40,000
Other Charges – Operating Services	5620063	Sixty-one LWIN generator maintenance	\$20,000
Other Charges - Acquisitions	5620068	Thirty Air Conditioner Units – LWIN tower sites	\$40,000
Other Charges - Acquisitions	5620068	Two LWIN System analyzers	\$85,000
Other Charges - Acquisitions	5620068	Six LWIN tower batteries	\$144,584
Other Charges - Acquisitions	5620068	Six PolyPhaser Kits	\$59,424
Other Charges - Acquisitions	5620068	LWIN encryption enhancement	\$186,000
Other Charges – Acquisitions	5620068	Emergency tactical tower trailer	\$1,600,000
Other Charges – Acquisitions	5620068	Three tower trailers and one box truck	\$95,000
Other Charges – Major Repairs	5620142	Three LWIN tower repairs	\$90,000
Other Charges – Major Repairs	5620142	Three LWIN tower lighting system rewire	\$90,533
Other Charges – Major Repairs	5620142	Six LWIN tower UPS/DC power inverter replacements	\$118,000
Other Charges – Major Repairs	5620142	Fix LWIN replacement DC power plants	\$126,832
Other Charges - Major Repairs	5620142	LWIN master site functional replacement upgrade	\$193,000
Other Charges - Major Repairs	5620142	Four LWIN tower site 8TAC replacement	\$350,000
Other Charges - Major Repairs	5620142	LWIN Master site replacement	\$100,000
			<b>\$3,496,361</b>



COMPANION CB 8 LWIN/GOHSEP ATTACHMENT B								
ITEM	Course	Vendor	Course ID	Number of Techs	Fee	Total Fee	Duration	Justification
LWIN Training	Bridging the Knowledge Gap - System Administrator	Motorola	ACT101E	3	\$200	\$600	Online	Better understanding LWIN system version 2019-2 for routine and emergency operations
LWIN Training	Networking Essentials in Motorola Communications Equipment - Bundled	Motorola	NST762B	3	\$3,750	\$11,250	4 days	Helpful to understand LWIN system network architectures and useful for MS/On call trouble shooting various interfaces
LWIN Training	ASTRO® 25 Systems Applied Networking - Bundled	Motorola	AST4104B	3	\$3,750	\$11,250	4 days	Helpful to understand LWIN system network architectures and useful for MS/On call trouble shooting various interfaces
LWIN Training	ASTRO® 25 IV&D System Overview	Motorola	AST1038	3	\$200	\$600	4 days	For Master site/LWIN system application management during emergencies.
LWIN Training	ASTRO® 25 IV&D System Core Workshop - Bundled	Motorola	AST4103B	2	\$3,750	\$7,500	4 days	Useful for LWIN system tower site inspections and master site operations
LWIN Training	ASTRO® 25 IV&D GTR 8000 Repeater Site Workshop - Bundled	Motorola	AST4208B	3	\$2,250	\$6,750	3 days	Useful for LWIN system tower site inspections and master site operations
LWIN Training	ASTRO® 25 IV&D IP Based Digital Simulcast Workshop - Bundled	Motorola	AST4217B	2	\$2,250	\$4,500	4 days	For managing BTR and St. Tammany simulcast systems trouble shooting
LWIN Training	ASTRO 25 IV&D Secure Communications Workshop - Bundled	Motorola	AST4207B	2	\$3,750	\$7,500	4 days	Helpful for Master site operations during regular LWIN system maintenance and emergency operations
Doverts	Radio over IP	Doverts.com		2	\$19	\$38	Online	Very helpful to better understand oncoming OTAP hardware and architecture and LWIN radio user management
				<b>Total</b>	<b>\$19,919</b>	<b>\$49,988</b>		

**Form 28463 — 419300CB8 - TBS**

**4193 - Operational Support**

**MEANS OF FINANCING**

	Amount
STATE GENERAL FUND (Direct)	512,000
STATE GENERAL FUND BY:	—
INTERAGENCY TRANSFERS	—
FEES & SELF-GENERATED	—
STATUTORY DEDICATIONS	—
FEDERAL FUNDS	—
<b>TOTAL MEANS OF FINANCING</b>	<b>\$512,000</b>

**EXPENDITURES**

	Amount
Salaries	—
Other Compensation	—
Related Benefits	—
<b>TOTAL PERSONAL SERVICES</b>	<b>—</b>
Travel	100,000
Operating Services	350,000
Supplies	—
<b>TOTAL OPERATING EXPENSES</b>	<b>\$450,000</b>
<b>PROFESSIONAL SERVICES</b>	<b>—</b>
Other Charges	—
Debt Service	—
Interagency Transfers	—
<b>TOTAL OTHER CHARGES</b>	<b>—</b>
Acquisitions	12,000
Major Repairs	50,000
<b>TOTAL ACQ. &amp; MAJOR REPAIRS</b>	<b>\$62,000</b>
<b>TOTAL EXPENDITURES</b>	<b>\$512,000</b>

**AUTHORIZED POSITIONS**

	FTE
Classified	—
Unclassified	—
<b>TOTAL AUTHORIZED T.O. POSITIONS</b>	<b>—</b>
<b>TOTAL AUTHORIZED OTHER CHARGES POSITIONS</b>	<b>—</b>
<b>TOTAL NON-T.O. FTE POSITIONS</b>	<b>—</b>

Question	Narrative Response
<b>Explain the need for this request.</b>	This request is for various support personnel training, Digital Evidence Management Solution software (DEMS), two site inspection drones to inspect LWIN tower sites, and an upgrade to the Technology and Business (TBS) section's kitchen/conference room. Training is requested for personnel to stay current with emerging technology, record management, and computer-aided dispatch systems. The DEMS software would increase digital security, productivity, efficiency, and record-keeping. The drones would increase safety and minimize tower climbing during inspections. The request includes adding a conference room/meeting area to the kitchen.
<b>Cite performance indicators for the adjustment.</b>	This request is for various support personnel training, Digital Evidence Management Solution software (DEMS), two site inspection drones to inspect LWIN tower sites, and an upgrade to the Technology and Business (TBS) section's kitchen/conference room. Training is requested for personnel to stay current with emerging technology, record management, and computer-aided dispatch systems. The DEMS software would increase digital security, productivity, efficiency, and record-keeping. The drones would increase safety and minimize tower climbing during inspections. The request includes adding a conference room/meeting area to the kitchen.
<b>What would the impact be if this is not funded?</b>	If not funded, the Business Technology Support Section would be unable to expand operations or provide updated technology training to meet the demands of the Department.
<b>Is revenue a fixed amount or can it be adjusted?</b>	The revenue can be adjusted based on the recommended level of expenditures.
<b>Is the expenditure of these revenues restricted?</b>	The expenditure of this revenue source is not limited/restricted.
<b>Additional information or comments.</b>	Travel (5210015) - \$100,000 Operating Services (5330017 ñ Maintenance) ñ \$350,000 annually Acquisitions (5710226) - \$12,000 Major Repairs (5810002) - \$50,000 *See CB/BR-20A, 21A, and Attachment A

DETAIL OF ACQUISITIONS REQUESTED  
(USE THIS FORM TO EXPLAIN ADDITIONAL ACQUISITIONS REQUESTED)  
AGENCY NAME: OFFICE OF STATE POLICE

CB/BR-20A  
CB 8 TBS  
(9/99)

PROGRAM : OPERATIONAL SUPPORT

GL CODE	Pr.	QUANTITY	EQUIPMENT REPLACED DESCRIPTION BY PROGRAM	AMOUNT	GL CODE	Pr.	QUANTITY	NEW EQUIPMENT DESCRIPTION BY PROGRAM	AMOUNT
					5710226		2	Drones	\$12,000
<b>TOTAL</b>									<b>\$12,000</b>

DETAIL OF MAJOR REPAIRS REQUESTED  
 (USE THIS FORM TO EXPLAIN ADDITIONAL MAJOR REPAIRS REQUESTED)  
 AGENCY NAME: OFFICE OF STATE POLICE      PROGRAM: OPERATIONAL SUPPORT

CB/BR-21A  
 CB 8 TBS  
 (9/99)

GL CODE	MAJOR REPAIRS DESCRIPTION BY PROGRAM	AMOUNT
5810002	Kitchen/conference room upgrades	\$50,000
	<b>TOTAL</b>	<b>\$50,000</b>

**DPS TBS - CB 8 Attachment A**

Quantity	Category	GL Code	Justification	Total Cost
1	Travel	5210015	Various support personnel technology trainings.	\$100,000
1	Operating Services	5330017	Digital Evidence Management Solution software for increased digital security. Annual amount.	\$350,000
1	Acquisitions	5710226	Two site drones for LWIN tower inspections.	\$12,000
1	Major Repairs	5810002	Upgrades to kitchen/conference room.	\$50,000
			<b>TOTAL REQUESTED</b>	<b>\$512,000</b>

**Form 28468 — 419300CB8 - Crisis Response**

**4193 - Operational Support**

**MEANS OF FINANCING**

	Amount
STATE GENERAL FUND (Direct)	772,109
STATE GENERAL FUND BY:	—
INTERAGENCY TRANSFERS	—
FEES & SELF-GENERATED	—
STATUTORY DEDICATIONS	—
FEDERAL FUNDS	—
<b>TOTAL MEANS OF FINANCING</b>	<b>\$772,109</b>

**EXPENDITURES**

	Amount
Salaries	—
Other Compensation	—
Related Benefits	—
<b>TOTAL PERSONAL SERVICES</b>	<b>—</b>
Travel	—
Operating Services	772,109
Supplies	—
<b>TOTAL OPERATING EXPENSES</b>	<b>\$772,109</b>
<b>PROFESSIONAL SERVICES</b>	<b>—</b>
Other Charges	—
Debt Service	—
Interagency Transfers	—
<b>TOTAL OTHER CHARGES</b>	<b>—</b>
Acquisitions	—
Major Repairs	—
<b>TOTAL ACQ. &amp; MAJOR REPAIRS</b>	<b>—</b>
<b>TOTAL EXPENDITURES</b>	<b>\$772,109</b>

**AUTHORIZED POSITIONS**

	FTE
Classified	—
Unclassified	—
<b>TOTAL AUTHORIZED T.O. POSITIONS</b>	<b>—</b>
<b>TOTAL AUTHORIZED OTHER CHARGES POSITIONS</b>	<b>—</b>
<b>TOTAL NON-T.O. FTE POSITIONS</b>	<b>—</b>

Question	Narrative Response
<b>Explain the need for this request.</b>	This request is for 6 Ford Transit 250 Heavy Duty vans for Mobile Field Force/SWAT and Crisis Negotiators. This request is for two new Mobile Command Post (MCP) vehicles, three Ford Transit cargo vans, and two Ram 1500 SSV vehicles. MCP vehicles will ensure the Louisiana State Police (LSP) Crisis Response section can fulfill its operational capabilities by responding to, managing, and mitigating critical incidents. In coordination with the Governor's Office of Homeland Security and Emergency Preparedness (GOHSEP), LSP serves as the Emergency Support Function #13 (ESF) Lead. This role is responsible for Public Safety and Security during any critical incidents, both natural or man-made, as well as planned community engagement and other high-profile events that involve on-site incident management. The requested transit vans and Ram 1500 vehicles will allow for Mobile Field Force's and SWAT personnel's rapid movement to various missions across the state. Funding this request will ensure our agency has reliable equipment in the foreseeable future to deliver essential support functions imperative to the public safety and security needs of the citizens Louisiana State Police serve statewide. See Attachment A.
<b>Cite performance indicators for the adjustment.</b>	This adjustment supports State Police Goal II to 'Ensure that the department is adequately staffed, equipped, and trained to accomplish its mission.'
<b>What would the impact be if this is not funded?</b>	If the request is not funded, officer performance will suffer, harming the department's ability to accomplish its goals and objectives.
<b>Is revenue a fixed amount or can it be adjusted?</b>	These funds can be adjusted based on the recommended level of expenditures.
<b>Is the expenditure of these revenues restricted?</b>	The expenditure of this revenue source is not limited/restricted.
<b>Additional information or comments.</b>	2 Mobile Command Vehicles 3 Ford Transit 250 Van 2 RAM 1500 SSV Vehicles Total - \$3860,546 financed for 5 years. Total IPM \$772,109 The expenditure of this revenue source is not limited/restricted.



MOBILE COMMAND POST

ATTACHMENT A

CRISIS RESPONSE CB8 – FORM 28468



**Form 28470 — 419300CB8 - Police Supply**

**4193 - Operational Support**

**MEANS OF FINANCING**

	Amount
STATE GENERAL FUND (Direct)	1,075,600
STATE GENERAL FUND BY:	—
INTERAGENCY TRANSFERS	—
FEES & SELF-GENERATED	—
STATUTORY DEDICATIONS	—
FEDERAL FUNDS	—
<b>TOTAL MEANS OF FINANCING</b>	<b>\$1,075,600</b>

**EXPENDITURES**

	Amount
Salaries	—
Other Compensation	—
Related Benefits	—
<b>TOTAL PERSONAL SERVICES</b>	<b>—</b>
Travel	—
Operating Services	—
Supplies	1,075,600
<b>TOTAL OPERATING EXPENSES</b>	<b>\$1,075,600</b>
<b>PROFESSIONAL SERVICES</b>	<b>—</b>
Other Charges	—
Debt Service	—
Interagency Transfers	—
<b>TOTAL OTHER CHARGES</b>	<b>—</b>
Acquisitions	—
Major Repairs	—
<b>TOTAL ACQ. &amp; MAJOR REPAIRS</b>	<b>—</b>
<b>TOTAL EXPENDITURES</b>	<b>\$1,075,600</b>

**AUTHORIZED POSITIONS**

	FTE
Classified	—
Unclassified	—
<b>TOTAL AUTHORIZED T.O. POSITIONS</b>	<b>—</b>
<b>TOTAL AUTHORIZED OTHER CHARGES POSITIONS</b>	<b>—</b>
<b>TOTAL NON-T.O. FTE POSITIONS</b>	<b>—</b>

Question	Narrative Response
<b>Explain the need for this request.</b>	This request includes 1,100 ballistic plates, 2,200 safety leg restraints, and 1,100 straps. The ballistic plates are lightweight and fit inside the current vests. They would provide increased protection from handgun and rifle rounds. The requested safety leg restraints and straps are used to safely immobilize a detainee, getting them to a seated position and allowing the detainee to resume normal breathing.
<b>Cite performance indicators for the adjustment.</b>	This request is related to State Police Agency Goal II, 'ensure the department is adequately staffed, equipped, and trained to accomplish its mission.
<b>What would the impact be if this is not funded?</b>	If the request is not funded, officer safety and performance will suffer, harming the department's ability to accomplish its goals and objectives.
<b>Is revenue a fixed amount or can it be adjusted?</b>	The requested revenue can be adjusted based upon the recommended level of expenditures.
<b>Is the expenditure of these revenues restricted?</b>	The expenditure of this revenue source is not limited/restricted.
<b>Additional information or comments.</b>	Safety Leg Restraints and straps - \$79,000 Ballistic Plate Armor - \$996,600

**Form 28472 — 419300CB8 - Fleet Replacement**

**4193 - Operational Support**

**MEANS OF FINANCING**

	Amount
STATE GENERAL FUND (Direct)	2,879,831
STATE GENERAL FUND BY:	—
INTERAGENCY TRANSFERS	—
FEES & SELF-GENERATED	—
STATUTORY DEDICATIONS	—
FEDERAL FUNDS	—
<b>TOTAL MEANS OF FINANCING</b>	<b>\$2,879,831</b>

**EXPENDITURES**

	Amount
Salaries	—
Other Compensation	—
Related Benefits	—
<b>TOTAL PERSONAL SERVICES</b>	<b>—</b>
Travel	—
Operating Services	2,879,831
Supplies	—
<b>TOTAL OPERATING EXPENSES</b>	<b>\$2,879,831</b>
<b>PROFESSIONAL SERVICES</b>	<b>—</b>
Other Charges	—
Debt Service	—
Interagency Transfers	—
<b>TOTAL OTHER CHARGES</b>	<b>—</b>
Acquisitions	—
Major Repairs	—
<b>TOTAL ACQ. &amp; MAJOR REPAIRS</b>	<b>—</b>
<b>TOTAL EXPENDITURES</b>	<b>\$2,879,831</b>

**AUTHORIZED POSITIONS**

	FTE
Classified	—
Unclassified	—
<b>TOTAL AUTHORIZED T.O. POSITIONS</b>	<b>—</b>
<b>TOTAL AUTHORIZED OTHER CHARGES POSITIONS</b>	<b>—</b>
<b>TOTAL NON-T.O. FTE POSITIONS</b>	<b>—</b>

Question	Narrative Response
<b>Explain the need for this request.</b>	This adjustment is needed to fund the acquisition of 238 replacement vehicles. The vehicles to be replaced have very high mileage and are in poor condition. There are many vehicles with extremely high mileage and mechanical issues, which continue to create excessive maintenance and repair costs. Troopers are spending time on repairs for their vehicles, which decreases the amount of time utilized for public safety. Replacing these 238 vehicles would put the entire fleet of vehicles at less than 150,000 miles. The amount requested for this adjustment is based on the financing (Installment Purchase Market) of 120 unmarked vehicles at a purchase price of \$40,529 and 118 fully/semi-marked vehicles at a purchase price of \$75,000 with a 5% interest rate.
<b>Cite performance indicators for the adjustment.</b>	This adjustment supports State Police Goal II to 'Ensure that the department is adequately staffed, equipped, and trained to accomplish its mission', and has a role in supporting the Traffic Program's Goal I, 'Ensure safety on Louisiana's highways' and Goal II, 'Enforce the laws and regulations governing motor carriers, motor transport vehicles, and the drivers who operate them by working in conjunction with other state and federal law enforcement agencies to advance the cause of safety for the motoring public'. New and updated equipment is needed in order for the vehicle fleet to be maintained in a safe and cost-efficient manner.
<b>What would the impact be if this is not funded?</b>	Operating a vehicle that has high mileage causes a safety concern for the officers and the public, and results in higher maintenance costs for the department. The lack of adequate vehicles would adversely impact the goals of the department.
<b>Is revenue a fixed amount or can it be adjusted?</b>	The funds can be adjusted based on the recommended level of expenditures
<b>Is the expenditure of these revenues restricted?</b>	The expenditure of this revenue source is not limited/restricted.
<b>Additional information or comments.</b>	Vehicle cost - \$13,713,480 financed for 5 years at 5% interest. TOTAL IPM - \$2,879,831

419300 CB 8 FLEET REPORT

SECTION	YEAR	EQUIPMENT NUMBER	MAKE	MODEL	MARKED OR UNMARKED	CURRENT MILES	AVERAGE MILES	PROJECTED MILES BY 6/30/2024
CID REG 1/COVINGTON	2018	10017792	DODGE	RAM 1500	Unmarked	131,315	26,862	158,177
CID REG 1/COVINGTON	2018	10017699	DODGE	DURANGO	Unmarked	110,845	25,361	136,206
<b>CID REG 1/COVINGTON Total</b>	<b>2</b>							
CID REG 1/NEW ORLEANS	2017	10017770	DODGE	RAM 1500	Unmarked	124,638	26,065	150,703
CID REG 1/NEW ORLEANS	2014	10018104	FORD	F150	Unmarked	138,336	10,168	148,504
CID REG 1/NEW ORLEANS	2021	10027742	NISSAN	TITAN	Unmarked	95,816	38,380	134,196
<b>CID REG 1/NEW ORLEANS Total</b>	<b>3</b>							
CID REG 2/BREAUX BRIDGE	2013	10017999	FORD	EXPLORER	Unmarked	190,103	6,260	196,363
<b>CID REG 2/BREAUX BRIDGE Total</b>	<b>1</b>							
CID REG 2/HOUMA	2018	10017683	DODGE	DURANGO	Unmarked	127,376	25,814	153,190
<b>CID REG 2/HOUMA Total</b>	<b>1</b>							
CID REG 3	2017	10019492	DODGE	CHARGER	Unmarked	150,500	26,092	176,592
<b>CID REG 3 Total</b>	<b>1</b>							
CID REG 3/ALEXANDRIA	2022	10032326	CHEVROLET	TRAVERSE	Unmarked	121,182	207,723	328,905
CID REG 3/ALEXANDRIA	2018	10019512	DODGE	CHARGER	Unmarked	110,676	23,950	134,626
<b>CID REG 3/ALEXANDRIA Total</b>	<b>2</b>							
CID REG 3/BOSSIER	2018	10018826	CHEVROLET	TAHOE	Unmarked	147,470	32,433	179,903
CID REG 3/BOSSIER	2021	10027804	CHEVROLET	SILVERADO	Unmarked	112,489	48,128	160,617
CID REG 3/BOSSIER	2018	10017777	DODGE	RAM 1500	Unmarked	118,530	19,531	138,061
<b>CID REG 3/BOSSIER Total</b>	<b>3</b>							
CID REG 3/MONROE	2013	10017761	DODGE	RAM 1500	Unmarked	159,734	6,712	166,446
<b>CID REG 3/MONROE Total</b>	<b>1</b>							
CRIME LAB	2016	10019220	CHEVROLET	TAHOE	Unmarked	173,317	34,858	208,175
<b>CRIME LAB Total</b>	<b>1</b>							
CRIME LAB ECU	2012	10018482	CHEVROLET	TAHOE	Unmarked	201,635	21,995	223,630
CRIME LAB ECU	2013	10017764	DODGE	RAM 1500	Unmarked	196,387	18,565	214,952
CRIME LAB ECU	2018	10017796	DODGE	RAM 1500	Unmarked	166,911	36,816	203,727
CRIME LAB ECU	2014	10018008	FORD	EXPLORER	Unmarked	154,121	37,611	191,732
CRIME LAB ECU	2008	10017929	DODGE	DURANGO	Unmarked	153,894	17,609	171,503
<b>CRIME LAB ECU Total</b>	<b>5</b>							
CRISIS RESPONSE	2018	10018977	CHEVROLET	TAHOE	Unmarked	187,057	37,535	224,592
CRISIS RESPONSE	2008	10019971	CHEVROLET	SUBURBAN	Semi-Marked	170,583	11,393	181,976
<b>CRISIS RESPONSE Total</b>	<b>2</b>							

419300 CB 8 FLEET REPORT

SECTION	YEAR	EQUIPMENT NUMBER	MAKE	MODEL	MARKED OR UNMARKED	CURRENT MILES	AVERAGE MILES	PROJECTED MILES BY 6/30/2024
DPS POLICE/CAPITOL DETAIL	2019	10019254	CHEVROLET	TAHOE	Unmarked	177,171	35,766	212,937
DPS POLICE/CAPITOL DETAIL	2018	10017656	DODGE	DURANGO	Unmarked	146,264	26,953	173,217
DPS POLICE/CAPITOL DETAIL	2020	10025446	CHEVROLET	TAHOE	DPS Fully Marked	132,539	53,728	186,267
DPS POLICE/CAPITOL DETAIL	2018	10019437	DODGE	CHARGER	DPS Fully Marked	155,250	28,270	183,520
DPS POLICE/CAPITOL DETAIL	2018	10019508	DODGE	CHARGER	DPS Fully Marked	144,711	28,347	173,058
<b>DPS POLICE/CAPITOL DETAIL Total</b>	<b>5</b>							
DPS POLICE/PHYSICAL SECURITY	2019	10019229	CHEVROLET	TAHOE	Unmarked	129,646	29,784	159,430
<b>DPS POLICE/PHYSICAL SECURITY Total</b>	<b>1</b>							
ESU/BATON ROUGE	2020	10025693	CHEVROLET	TAHOE	Unmarked	145,145	76,547	221,692
ESU/BATON ROUGE	2017	10019911	DODGE	RAM 2500	Unmarked	165,022	26,498	191,520
ESU/BATON ROUGE	2013	10019275	CHEVROLET	SUBURBAN	Unmarked	156,599	21,266	177,865
ESU/BATON ROUGE	2011	10018093	FORD	SRW SUPER DUTY	Unmarked	167,647	6,072	173,719
ESU/BATON ROUGE	2017	10018823	CHEVROLET	TAHOE	Unmarked	146,609	25,596	172,205
<b>ESU/BATON ROUGE Total</b>	<b>5</b>							
ESU/NORTH	2017	10019914	DODGE	RAM 2500	Unmarked	174,775	51,771	226,546
ESU/NORTH	2017	10019916	DODGE	RAM 2500	Unmarked	147,608	30,666	178,274
ESU/NORTH	2017	10019915	DODGE	RAM 2500	Unmarked	145,127	23,094	168,221
<b>ESU/NORTH Total</b>	<b>3</b>							
ESU/SOUTH	2012	10018433	CHEVROLET	TAHOE	Unmarked	237,305	22,122	259,427
ESU/SOUTH	2017	10019100	CHEVROLET	TAHOE	Unmarked	150,513	30,327	180,840
ESU/SOUTH	2017	10019918	DODGE	RAM 2500	Unmarked	114,440	16,751	131,191
<b>ESU/SOUTH Total</b>	<b>3</b>							
FORCE INVESTIGATION UNIT	2013	10017953	FORD	TAURUS	Unmarked	190,210	48,747	238,957
FORCE INVESTIGATION UNIT	2018	10017778	DODGE	RAM 1500	Unmarked	144,887	31,240	176,127
FORCE INVESTIGATION UNIT	2018	10019248	CHEVROLET	TAHOE	Unmarked	152,383	23,420	175,803
FORCE INVESTIGATION UNIT	2014	10017981	FORD	EXPLORER	Unmarked	152,517	10,667	163,184
FORCE INVESTIGATION UNIT	2019	10020308	NISSAN	TITAN	Unmarked	106,300	27,458	133,758
<b>FORCE INVESTIGATION UNIT Total</b>	<b>5</b>							

419300 CB 8 FLEET REPORT

SECTION	YEAR	EQUIPMENT NUMBER	MAKE	MODEL	MARKED OR UNMARKED	CURRENT MILES	AVERAGE MILES	PROJECTED MILES BY 6/30/2024
GAMING/ADMIN	2022	10032337	CHEVROLET	TRAVERSE	Unmarked	222,059	156,742	378,801
GAMING/ADMIN	2018	10019520	DODGE	CHARGER	Unmarked	95,109	87,615	182,724
GAMING/ADMIN	2019	10019242	CHEVROLET	TAHOE	Unmarked	137,165	32,829	169,994
GAMING/ADMIN	2014	10017996	FORD	EXPLORER	Unmarked	146,400	16,173	162,573
<b>GAMING/ADMIN Total</b>	<b>4</b>							
GAMING/BATON ROUGE	2018	10019527	DODGE	CHARGER	Unmarked	125,143	18,462	143,605
<b>GAMING/BATON ROUGE Total</b>	<b>1</b>							
GAMING/BOSSIER	2013	10019412	DODGE	CHARGER	Unmarked	170,028	4,844	174,872
<b>GAMING/BOSSIER Total</b>	<b>1</b>							
GAMING/INDIAN	2017	10017691	DODGE	DURANGO	Unmarked	175,699	32,998	208,697
GAMING/INDIAN	2017	10019905	DODGE	RAM 1500	Unmarked	133,900	22,347	156,247
<b>GAMING/INDIAN Total</b>	<b>2</b>							
GAMING/LAKE CHARLES	2013	10017984	FORD	EXPLORER	Unmarked	210,655	11,407	222,062
GAMING/LAKE CHARLES	2018	10017653	DODGE	DURANGO	Unmarked	151,594	21,787	173,381
GAMING/LAKE CHARLES	2018	10017693	DODGE	DURANGO	Unmarked	105,021	30,180	135,201
<b>GAMING/LAKE CHARLES Total</b>	<b>3</b>							
GAMING/NEW ORLEANS	2007	10017942	DODGE	DURANGO	Unmarked	186,467	4,692	191,159
GAMING/NEW ORLEANS	2010	10018055	FORD	EXPLORER	Unmarked	143,191	11,974	155,165
GAMING/NEW ORLEANS	2018	10017649	DODGE	DURANGO	Unmarked	112,500	22,233	134,733
<b>GAMING/NEW ORLEANS Total</b>	<b>3</b>							
INTERNAL AFFAIRS	2018	10017680	DODGE	DURANGO	Unmarked	282,421	108,310	390,731
INTERNAL AFFAIRS	2014	10017967	FORD	EXPLORER	Unmarked	154,644	17,174	171,818
INTERNAL AFFAIRS	2015	10018724	CHEVROLET	TAHOE	Unmarked	149,019	12,492	161,511
INTERNAL AFFAIRS	2018	10017726	DODGE	DURANGO	Unmarked	113,102	28,035	141,137
<b>INTERNAL AFFAIRS Total</b>	<b>4</b>							
LCJIS	2022	10032265	CHEVROLET	SILVERADO	Unmarked	116,389	73,503	189,892
LCJIS	2018	10019235	CHEVROLET	TAHOE	Unmarked	113,585	27,483	141,068
<b>LCJIS Total</b>	<b>2</b>							
MAJOR/SUPPORT	2022	10034207	CHEVROLET	TAHOE	Unmarked	110,065	132,066	242,131
<b>MAJOR/SUPPORT Total</b>	<b>1</b>							
MCS	2012	10018307	CHEVROLET	TAHOE	DPS Pie Decal	266,888	46,754	313,642
MCS	2018	10019924	DODGE	RAM 2500	DPS Pie Decal	201,064	26,037	227,101
MCS	2012	10018562	CHEVROLET	TAHOE	DPS Pie Decal	201,850	3,263	205,113
MCS	2008	10018053	FORD	EXPLORER	DPS Pie Decal	190,218	3,549	193,767
MCS	2008	10017879	DODGE	DURANGO	DPS Pie Decal	179,575	4,745	184,320
MCS	2007	10017950	DODGE	DURANGO	DPS Pie Decal	150,072	3,171	153,243
<b>MCS Total</b>	<b>6</b>							



419300 CB 8 FLEET REPORT

SECTION	YEAR	EQUIPMENT NUMBER	MAKE	MODEL	MARKED OR UNMARKED	CURRENT MILES	AVERAGE MILES	PROJECTED MILES BY 6/30/2024
MFF/HQ	2018	10019908	DODGE	RAM 1500	Unmarked	142,261	22,220	164,481
MFF/HQ	2019	10023883	DODGE	RAM 2500	Unmarked	106,680	37,084	143,764
<b>MFF/HQ Total</b>	<b>2</b>							
OPERATIONAL DEVELOPMENT	2018	10019256	CHEVROLET	TAHOE	Unmarked	134,637	14,717	149,354
<b>OPERATIONAL DEVELOPMENT Total</b>	<b>1</b>							
PLS/ADMIN	2018	10017782	DODGE	RAM 1500	Unmarked	105,896	58,428	164,324
<b>PLS/ADMIN Total</b>	<b>1</b>							
PROFESSIONAL STANDARDS	2018	10019510	DODGE	CHARGER	Unmarked	133,737	26,167	159,904
<b>PROFESSIONAL STANDARDS Total</b>	<b>1</b>							
PROTECTIVE SERVICES	2018	10019236	CHEVROLET	TAHOE	Unmarked	209,803	97,637	307,440
PROTECTIVE SERVICES	2018	10018089	FORD	EXPEDITION	Unmarked	150,036	25,690	175,726
PROTECTIVE SERVICES	2018	10019250	CHEVROLET	TAHOE	Unmarked	126,518	27,025	153,543
PROTECTIVE SERVICES	2018	10019422	DODGE	CHARGER	DPS Fully Marked	145,411	29,557	174,968
<b>PROTECTIVE SERVICES Total</b>	<b>4</b>							
SID/ISS/BATON ROUGE	2019	10024564	CHEVROLET	SILVERADO	Unmarked	164,660	69,858	234,518
SID/ISS/BATON ROUGE	2018	10019524	DODGE	CHARGER	Unmarked	115,274	31,584	146,858
SID/ISS/BATON ROUGE	2010	10019355	DODGE	CHARGER	Unmarked	132,605	11,761	144,366
SID/ISS/BATON ROUGE	2019	10024226	CHEVROLET	SILVERADO	Unmarked	105,988	26,882	132,870
<b>SID/ISS/BATON ROUGE Total</b>	<b>4</b>							
SID/ISS/REGION 1	2022	10032412	CHEVROLET	TRAVERSE	Unmarked	68,780	275,084	343,864
SID/ISS/REGION 1	2018	10017798	DODGE	RAM 1500	Unmarked	160,020	55,136	215,156
SID/ISS/REGION 1	2022	10032617	CHEVROLET	TRAVERSE	Unmarked	119,028	84,013	203,041
SID/ISS/REGION 1	2018	10017766	DODGE	RAM 1500	Unmarked	125,522	36,554	162,076
SID/ISS/REGION 1	2018	10017780	DODGE	RAM 1500	Unmarked	111,929	20,136	132,065
<b>SID/ISS/REGION 1 Total</b>	<b>5</b>							
SID/ISS/REGION 2	2021	10027805	NISSAN	TITAN	Unmarked	95,617	40,056	135,673
<b>SID/ISS/REGION 2 Total</b>	<b>1</b>							
SIS/ADMIN	2013	10017750	DODGE	RAM 1500	Unmarked	211,470	9,930	221,400
SIS/ADMIN	2017	10018948	CHEVROLET	TAHOE	Unmarked	142,222	24,858	167,080
<b>SIS/ADMIN Total</b>	<b>2</b>							
SIS/IFAT/BATON ROUGE	2010	10018087	FORD	EXPEDITION	Unmarked	192,038	25,773	217,811
<b>SIS/IFAT/BATON ROUGE Total</b>	<b>1</b>							
SIS/SVU/ALEXANDRIA	2018	10017652	DODGE	DURANGO	Unmarked	126,037	27,465	153,502
<b>SIS/SVU/ALEXANDRIA Total</b>	<b>1</b>							
SIS/SVU/BATON ROUGE	2018	10017730	DODGE	DURANGO	Unmarked	155,560	65,057	220,617
<b>SIS/SVU/BATON ROUGE Total</b>	<b>1</b>							
SIS/TSU/COVINGTON	2009	10018068	FORD	EXPLORER	Unmarked	156,219	7,254	163,473
<b>SIS/TSU/COVINGTON Total</b>	<b>1</b>							
SWAT/HQ	2018	10017797	DODGE	RAM 1500	Unmarked	157,687	69,260	226,947
SWAT/HQ	2017	10019912	DODGE	RAM 2500	Unmarked	170,299	26,952	197,251
<b>SWAT/HQ Total</b>	<b>2</b>							
TECHNOLOGY & BUSINESS SUPPORT	2008	10017921	DODGE	DURANGO	DPS Pie Decal	172,560	2,122	174,682
TECHNOLOGY & BUSINESS SUPPORT	2018	10019238	CHEVROLET	TAHOE	Unmarked	114,100	24,096	138,196
<b>TECHNOLOGY &amp; BUSINESS SUPPORT Total</b>	<b>2</b>							

419300 CB 8 FLEET REPORT

SECTION	YEAR	EQUIPMENT NUMBER	MAKE	MODEL	MARKED OR UNMARKED	CURRENT MILES	AVERAGE MILES	PROJECTED MILES BY 6/30/2024
TRAINING ACADEMY	2013	10019265	CHEVROLET	SUBURBAN	Unmarked	311,030	39,111	350,141
TRAINING ACADEMY	2018	10017661	DODGE	DURANGO	Unmarked	164,907	29,269	194,176
TRAINING ACADEMY	2013	10018485	CHEVROLET	TAHOE	Unmarked	145,857	13,789	159,646
TRAINING ACADEMY	2013	10018288	CHEVROLET	TAHOE	LSP Fully Marked	150,000	16,154	166,154
<b>TRAINING ACADEMY Total</b>	<b>4</b>							
TRAINING/APPLIED TECHNOLOGY	2017	10017707	DODGE	DURANGO	Unmarked	141,525	19,705	161,230
TRAINING/APPLIED TECHNOLOGY	2018	10017685	DODGE	DURANGO	Unmarked	135,390	21,779	157,169
TRAINING/APPLIED TECHNOLOGY	2014	10019217	CHEVROLET	TAHOE	DPS Pie Decal	144,976	9,316	154,292
TRAINING/APPLIED TECHNOLOGY	2014	10019211	CHEVROLET	TAHOE	DPS Pie Decal	141,551	10,868	152,419
<b>TRAINING/APPLIED TECHNOLOGY Total</b>	<b>4</b>							
TROOP A	2018	10019529	DODGE	CHARGER	Unmarked Patrol	165,936	22,219	188,155
TROOP A	2018	10019222	CHEVROLET	TAHOE	Unmarked	149,543	24,083	173,626
TROOP A	2018	10019548	DODGE	CHARGER	Unmarked Patrol	146,703	25,179	171,882
TROOP A	2018	10019034	CHEVROLET	TAHOE	LSP Fully Marked	162,151	100,425	262,576
TROOP A	2016	10018942	CHEVROLET	TAHOE	LSP Fully Marked	189,792	32,393	222,185
TROOP A	2018	10019489	DODGE	CHARGER	LSP Fully Marked	158,983	61,251	220,234
TROOP A	2018	10018995	CHEVROLET	TAHOE	LSP Fully Marked	140,318	59,769	200,087
TROOP A	2018	10018866	CHEVROLET	TAHOE	Ghost Semi Marked	170,221	27,114	197,335
TROOP A	2018	10019448	DODGE	CHARGER	Semi-Marked	161,915	34,227	196,142
TROOP A	2016	10018983	CHEVROLET	TAHOE	LSP Fully Marked	165,468	20,080	185,548
TROOP A	2012	10018263	CHEVROLET	TAHOE	LSP Fully Marked	177,846	1,439	179,285
TROOP A	2018	10018797	CHEVROLET	TAHOE	LSP Fully Marked	140,350	35,738	176,088
TROOP A	2013	10018484	CHEVROLET	TAHOE	LSP Fully Marked	167,634	6,746	174,380
TROOP A	2015	10018713	CHEVROLET	TAHOE	LSP Fully Marked	172,954	1,399	174,353
TROOP A	2017	10018777	CHEVROLET	TAHOE	LSP Fully Marked	152,673	16,914	169,587
TROOP A	2018	10018861	CHEVROLET	TAHOE	K-9 Ghost Semi Marked	138,784	27,862	166,646
TROOP A	2015	10018689	CHEVROLET	TAHOE	LSP Fully Marked	162,772	2,341	165,113
<b>TROOP A Total</b>	<b>17</b>							
TROOP B	2018	10019553	DODGE	CHARGER	Unmarked Patrol	154,491	29,797	184,288
TROOP B	2018	10019542	DODGE	CHARGER	Unmarked Patrol	132,266	34,680	166,946
TROOP B	2018	10019550	DODGE	CHARGER	Unmarked Patrol	149,670	8,891	158,561
TROOP B	2020	10025392	CHEVROLET	TAHOE	Unmarked	97,311	37,406	134,717
TROOP B	2015	10018718	CHEVROLET	TAHOE	LSP Fully Marked	214,261	640	214,901
TROOP B	2012	10018229	CHEVROLET	TAHOE	LSP Fully Marked	188,114	21,412	209,526
TROOP B	2015	10018669	CHEVROLET	TAHOE	LSP Fully Marked	186,014	18,437	204,451
TROOP B	2012	10018303	CHEVROLET	TAHOE	LSP Fully Marked	180,405	13,989	194,394
TROOP B	2017	10018778	CHEVROLET	TAHOE	LSP Fully Marked	170,815	22,480	193,295
TROOP B	2012	10018241	CHEVROLET	TAHOE	LSP Fully Marked	173,535	19,726	193,261
TROOP B	2012	10018344	CHEVROLET	TAHOE	LSP Fully Marked	186,889	1,511	188,400
TROOP B	2020	10025249	CHEVROLET	TAHOE	LSP Fully Marked	125,010	44,293	169,303
TROOP B	2017	10019107	CHEVROLET	TAHOE	LSP Fully Marked	144,865	24,043	168,908
TROOP B	2018	10018764	CHEVROLET	TAHOE	LSP Fully Marked	140,449	23,520	163,969
TROOP B	2016	10019019	CHEVROLET	TAHOE	LSP Fully Marked	144,526	19,068	163,594
<b>TROOP B Total</b>	<b>16</b>							

419300 CB 8 FLEET REPORT

SECTION	YEAR	EQUIPMENT NUMBER	MAKE	MODEL	MARKED OR UNMARKED	CURRENT MILES	AVERAGE MILES	PROJECTED MILES BY 6/30/2024
TROOP C	2007	10019369	DODGE	CHARGER	Unmarked	199,615	11,997	211,612
TROOP C	2015	10018699	CHEVROLET	TAHOE	LSP Fully Marked	147,267	103,272	250,539
TROOP C	2018	10018800	CHEVROLET	TAHOE	LSP Fully Marked	170,747	57,936	228,683
TROOP C	2015	10018681	CHEVROLET	TAHOE	LSP Fully Marked	175,203	7,486	182,689
TROOP C	2018	10019010	CHEVROLET	TAHOE	LSP Fully Marked	124,670	49,421	174,091
TROOP C	2018	10018790	CHEVROLET	TAHOE	LSP Fully Marked	138,426	25,304	163,730
<b>TROOP C Total</b>	<b>6</b>							
TROOP D	2016	10019098	CHEVROLET	TAHOE	LSP Fully Marked	196,452	28,513	224,965
TROOP D	2018	10018935	CHEVROLET	TAHOE	LSP Fully Marked	180,431	38,494	218,925
TROOP D	2015	10018704	CHEVROLET	TAHOE	LSP Fully Marked	178,235	24,415	202,650
TROOP D	2018	10018999	CHEVROLET	TAHOE	LSP Fully Marked	164,762	32,298	197,060
TROOP D	2020	10025041	CHEVROLET	TAHOE	LSP Fully Marked	145,747	49,848	195,595
TROOP D	2018	10019486	DODGE	CHARGER	Ghost Semi Marked	152,074	30,894	182,968
TROOP D	2017	10018880	CHEVROLET	TAHOE	LSP Fully Marked	173,975	7,544	181,519
TROOP D	2018	10019461	DODGE	CHARGER	Semi-Marked	151,542	22,152	173,694
TROOP D	2020	10025045	CHEVROLET	TAHOE	LSP Fully Marked	133,593	38,570	172,163
TROOP D	2020	10025056	CHEVROLET	TAHOE	LSP Fully Marked	130,507	40,309	170,816
TROOP D	2020	10025722	CHEVROLET	TAHOE	K-9 Ghost Semi Marked	121,641	43,950	165,591
<b>TROOP D Total</b>	<b>11</b>							
TROOP E	2017	10018820	CHEVROLET	TAHOE	Unmarked	181,913	21,035	202,948
TROOP E	2017	10018780	CHEVROLET	TAHOE	LSP Fully Marked	217,300	88,180	305,480
TROOP E	2018	10018907	CHEVROLET	TAHOE	LSP Fully Marked	196,961	56,313	253,274
TROOP E	2012	10018386	CHEVROLET	TAHOE	LSP Fully Marked	201,047	37,808	238,855
TROOP E	2015	10018696	CHEVROLET	TAHOE	LSP Fully Marked	195,129	17,325	212,454
TROOP E	2012	10018395	CHEVROLET	TAHOE	LSP Fully Marked	172,225	21,871	194,096
TROOP E	2018	10018910	CHEVROLET	TAHOE	LSP Fully Marked	160,118	29,871	189,989
TROOP E	2018	10019095	CHEVROLET	TAHOE	LSP Fully Marked	152,529	34,202	186,731
TROOP E	2018	10019426	DODGE	CHARGER	LSP Fully Marked	149,420	35,949	185,369
TROOP E	2012	10018478	CHEVROLET	TAHOE	LSP Fully Marked	181,616	1,469	183,085
TROOP E	2016	10019061	CHEVROLET	TAHOE	LSP Fully Marked	159,500	23,568	183,068
TROOP E	2018	10018840	CHEVROLET	TAHOE	LSP Fully Marked	140,330	33,648	173,978
TROOP E	2018	10018894	CHEVROLET	TAHOE	LSP Fully Marked	145,735	27,073	172,808
TROOP E	2018	10019056	CHEVROLET	TAHOE	LSP Fully Marked	138,534	30,856	169,390
TROOP E	2020	10025356	CHEVROLET	TAHOE	LSP Fully Marked	124,086	39,241	163,327
TROOP E	2018	10018930	CHEVROLET	TAHOE	LSP Fully Marked	136,561	26,505	163,066
TROOP E	2018	10019090	CHEVROLET	TAHOE	LSP Fully Marked	135,015	26,976	161,991
TROOP E	2018	10019495	DODGE	CHARGER	LSP Fully Marked	135,113	26,356	161,469
TROOP E	2018	10018762	CHEVROLET	TAHOE	LSP Fully Marked	132,626	28,410	161,036
<b>TROOP E Total</b>	<b>19</b>							
TROOP F	2017	10018918	CHEVROLET	TAHOE	LSP Fully Marked	189,968	42,681	232,649
TROOP F	2018	10019089	CHEVROLET	TAHOE	LSP Fully Marked	159,256	59,307	218,563
TROOP F	2015	10018680	CHEVROLET	TAHOE	LSP Fully Marked	202,788	3,880	206,668
TROOP F	2017	10018915	CHEVROLET	TAHOE	LSP Fully Marked	159,953	39,709	199,662
TROOP F	2017	10018821	CHEVROLET	TAHOE	LSP Fully Marked	167,230	31,987	199,217
TROOP F	2012	10018459	CHEVROLET	TAHOE	LSP Fully Marked	172,493	17,496	189,989

419300 CB 8 FLEET REPORT

SECTION	YEAR	EQUIPMENT NUMBER	MAKE	MODEL	MARKED OR UNMARKED	CURRENT MILES	AVERAGE MILES	PROJECTED MILES BY 6/30/2024
TROOP F	2018	10019004	CHEVROLET	TAHOE	K-9 Ghost Semi Marked	144,815	33,250	178,065
TROOP F	2015	10018705	CHEVROLET	TAHOE	LSP Fully Marked	173,231	3,935	177,166
TROOP F	2015	10018710	CHEVROLET	TAHOE	LSP Fully Marked	167,211	1,804	169,015
TROOP F	2018	10018864	CHEVROLET	TAHOE	LSP Fully Marked	138,634	25,458	164,092
TROOP F	2018	10019041	CHEVROLET	TAHOE	LSP Fully Marked	131,536	32,503	164,039
<b>TROOP F Total</b>	<b>11</b>							
TROOP G	2018	10019530	DODGE	CHARGER	Unmarked Patrol	166,900	28,298	195,198
TROOP G	2018	10018799	CHEVROLET	TAHOE	LSP Fully Marked	184,802	117,936	302,738
TROOP G	2017	10018955	CHEVROLET	TAHOE	LSP Fully Marked	225,117	71,062	296,179
TROOP G	2018	10018756	CHEVROLET	TAHOE	LSP Fully Marked	183,117	32,436	215,553
TROOP G	2018	10018794	CHEVROLET	TAHOE	LSP Fully Marked	170,996	43,078	214,074
TROOP G	2018	10019048	CHEVROLET	TAHOE	LSP Fully Marked	185,265	23,964	209,229
TROOP G	2015	10018685	CHEVROLET	TAHOE	LSP Fully Marked	201,368	1,629	202,997
TROOP G	2017	10019063	CHEVROLET	TAHOE	LSP Fully Marked	175,401	21,645	197,046
TROOP G	2016	10018980	CHEVROLET	TAHOE	LSP Fully Marked	179,722	15,846	195,568
TROOP G	2018	10019503	DODGE	CHARGER	LSP Fully Marked	159,277	32,646	191,923
TROOP G	2012	10018540	CHEVROLET	TAHOE	LSP Fully Marked	172,889	14,206	187,095
TROOP G	2018	10019040	CHEVROLET	TAHOE	LSP Fully Marked	159,502	22,599	182,101
TROOP G	2018	10018891	CHEVROLET	TAHOE	LSP Fully Marked	142,399	36,144	178,543
TROOP G	2018	10018959	CHEVROLET	TAHOE	LSP Fully Marked	144,948	31,247	176,195
TROOP G	2018	10019011	CHEVROLET	TAHOE	LSP Fully Marked	146,004	29,832	175,836
TROOP G	2018	10019453	DODGE	CHARGER	LSP Fully Marked	142,657	26,243	168,900
TROOP G	2018	10018892	CHEVROLET	TAHOE	LSP Fully Marked	120,741	45,297	166,038
TROOP G	2018	10018961	CHEVROLET	TAHOE	LSP Fully Marked	142,970	21,014	163,984
<b>TROOP G Total</b>	<b>18</b>							
TROOP I	2018	10019545	DODGE	CHARGER	Unmarked Patrol	129,823	20,280	150,103
TROOP I	2018	10019251	CHEVROLET	TAHOE	Unmarked	128,582	17,119	145,701
TROOP I	2015	10018671	CHEVROLET	TAHOE	LSP Fully Marked	198,346	19,324	217,670
TROOP I	2018	10019008	CHEVROLET	TAHOE	LSP Fully Marked	161,697	32,304	194,001
TROOP I	2015	10018667	CHEVROLET	TAHOE	LSP Fully Marked	163,740	21,404	185,144
TROOP I	2015	10018675	CHEVROLET	TAHOE	LSP Fully Marked	164,356	9,247	173,603
TROOP I	2018	10019122	CHEVROLET	TAHOE	LSP Fully Marked	144,699	28,175	172,874
TROOP I	2018	10018787	CHEVROLET	TAHOE	LSP Fully Marked	139,251	26,154	165,405
TROOP I	2020	10025267	CHEVROLET	TAHOE	LSP Fully Marked	116,738	43,958	160,696
<b>TROOP I Total</b>	<b>9</b>							
TROOP L	2018	10019540	DODGE	CHARGER	Unmarked Patrol	287,789	101,137	388,926
TROOP L	2018	10019546	DODGE	CHARGER	Unmarked Patrol	170,460	31,100	201,560
TROOP L	2018	10019036	CHEVROLET	TAHOE	LSP Fully Marked	330,380	170,928	501,308
TROOP L	2015	10018701	CHEVROLET	TAHOE	LSP Fully Marked	191,001	15,029	206,030
TROOP L	2020	10025361	CHEVROLET	TAHOE	LSP Fully Marked	96,867	95,696	192,563
TROOP L	2017	10018943	CHEVROLET	TAHOE	LSP Fully Marked	172,684	18,548	191,232
TROOP L	2018	10019088	CHEVROLET	TAHOE	LSP Fully Marked	140,001	44,383	184,384
TROOP L	2018	10019014	CHEVROLET	TAHOE	LSP Fully Marked	147,127	34,459	181,586
TROOP L	2018	10019003	CHEVROLET	TAHOE	K-9 LSP Semi-Marked	146,030	31,383	177,413
TROOP L	2015	10018700	CHEVROLET	TAHOE	LSP Fully Marked	160,958	13,873	174,831
TROOP L	2017	10018744	CHEVROLET	TAHOE	LSP Fully Marked	156,381	18,103	174,484
TROOP L	2018	10018807	CHEVROLET	TAHOE	LSP Fully Marked	128,814	32,254	161,068
TROOP L	2018	10018963	CHEVROLET	TAHOE	LSP Fully Marked	135,538	24,923	160,461
<b>TROOP L Total</b>	<b>13</b>							

419300 CB 8 FLEET REPORT

SECTION	YEAR	EQUIPMENT NUMBER	MAKE	MODEL	MARKED OR UNMARKED	CURRENT MILES	AVERAGE MILES	PROJECTED MILES BY 6/30/2024
TSS/CVE/MCSU REGION 1	2018	10019126	CHEVROLET	TAHOE	LSP Fully Marked	190,386	38,704	229,090
<b>TSS/CVE/MCSU REGION 1 Total</b>	<b>1</b>							
TSS/CVE/MCSU REGION 3	2020	10024963	CHEVROLET	TAHOE	LSP Fully Marked	129,915	41,899	171,814
<b>TSS/CVE/MCSU REGION 3 Total</b>	<b>1</b>							
TSS/CVE/TOWING & RECOVERY	2008	10017846	DODGE	RAM 1500	Unmarked	233,115	3,396	236,511
TSS/CVE/TOWING & RECOVERY	2009	10017874	DODGE	NITRO	DPS Pie Decal	186,590	33,330	219,920
TSS/CVE/TOWING & RECOVERY	2009	10019819	CHEVROLET	IMPALA	Unmarked	177,004	10,466	187,470
TSS/CVE/TOWING & RECOVERY	2020	10025686	CHEVROLET	TAHOE	Unmarked	97,178	36,437	133,615
TSS/CVE/TOWING & RECOVERY	2018	10019016	CHEVROLET	TAHOE	LSP Fully Marked	283,452	138,808	422,260
TSS/CVE/TOWING & RECOVERY	2020	10025553	CHEVROLET	TAHOE	DPS Fully Marked	116,689	46,197	162,886
<b>TSS/CVE/TOWING &amp; RECOVERY Total</b>	<b>6</b>							
TSS/WEU/MWE REGION 2	2018	10018874	CHEVROLET	TAHOE	LSP Fully Marked	162,158	37,901	200,059
TSS/WEU/MWE REGION 2	2018	10018873	CHEVROLET	TAHOE	LSP Fully Marked	140,558	24,535	165,093
<b>TSS/WEU/MWE REGION 2 Total</b>	<b>2</b>							
TSS/WEU/MWE REGION 3	2020	10025667	CHEVROLET	TAHOE	DPS Fully Marked	121,313	44,361	165,674
<b>TSS/WEU/MWE REGION 3 Total</b>	<b>1</b>							
<b>Grand Total</b>	<b>238</b>							

**Form 28475 — 419300CB8 - CRIME LAB RDNA**

**4193 - Operational Support**

**MEANS OF FINANCING**

	Amount
STATE GENERAL FUND (Direct)	1,301,680
STATE GENERAL FUND BY:	—
INTERAGENCY TRANSFERS	—
FEES & SELF-GENERATED	—
STATUTORY DEDICATIONS	—
FEDERAL FUNDS	—
<b>TOTAL MEANS OF FINANCING</b>	<b>\$1,301,680</b>

**EXPENDITURES**

	Amount
Salaries	—
Other Compensation	—
Related Benefits	—
<b>TOTAL PERSONAL SERVICES</b>	<b>—</b>
Travel	—
Operating Services	—
Supplies	—
<b>TOTAL OPERATING EXPENSES</b>	<b>—</b>
<b>PROFESSIONAL SERVICES</b>	<b>—</b>
Other Charges	1,301,680
Debt Service	—
Interagency Transfers	—
<b>TOTAL OTHER CHARGES</b>	<b>\$1,301,680</b>
Acquisitions	—
Major Repairs	—
<b>TOTAL ACQ. &amp; MAJOR REPAIRS</b>	<b>—</b>
<b>TOTAL EXPENDITURES</b>	<b>\$1,301,680</b>

**AUTHORIZED POSITIONS**

	FTE
Classified	—
Unclassified	—
<b>TOTAL AUTHORIZED T.O. POSITIONS</b>	<b>—</b>
<b>TOTAL AUTHORIZED OTHER CHARGES POSITIONS</b>	<b>—</b>
<b>TOTAL NON-T.O. FTE POSITIONS</b>	<b>—</b>

Question	Narrative Response
<p><b>Explain the need for this request.</b></p>	<p>This request is related to the Rapid DNA (RDNA) Program. LSP is requesting eight additional RDNA instruments (associated validation, maintenance, and reagents) in FY 25. The Louisiana State Police Crime Laboratory (LSPCL) was the first agency in the United States to receive the Authority to Operate (ATO) a Booking Agency RDNA Program. In addition to the RDNA Booking Program, LSPCL is also evaluating Rapid DNA for crime scene applications that would provide law enforcement agencies with investigative leads in hours compared to traditional laboratory testing.</p> <p><b>RDNA - BOOKING AGENCIES</b> The LSPCL received a 2018 BJA Grant to start an RDNA Program for Booking Agencies. Two agencies were brought on-board in the last 12 months – East Baton Rouge Sheriff's Office and the Livingston Parish Sheriff's Office. For FY 25, the LSPCL is requesting funding to continue the program at these 2 locations and to add 3 additional locations – Ascension Parish Sheriff's Office, Orleans Parish Sheriff's Office, and the Jefferson Parish Sheriff's Office. In future years, LSPCL will request additional funding to bring the program to the Calcasieu Correctional Center, Ouachita Correctional Center, Rapides Parish Correctional Center, and Lafayette Parish Correctional Center.</p> <p><b>RDNA - CRIME SCENE</b> LSPCL has received repeated requests from multiple sources to use RDNA to analyze crime scene evidence. Several other states, including Arizona, Pennsylvania, and Connecticut, have implemented this technology in partnership with local law enforcement agencies to provide investigative leads to detectives in hours as opposed to the weeks or even months that traditional laboratory testing can take. For FY25, the LSPCL requests two RDNA instruments for internal usage at the LSPCL and one at LSP Headquarters for usage by Baton Rouge area law enforcement partners to provide additional support and possible leads to crime scene investigators. In the out-years, LSPCL will request the necessary funding to place an RDNA instrument at a Troop within each LSP Region. This would allow LSP and other trained law enforcement partners across the state to access these machines 24/7. The LEO partners would be able to use the RDNA instruments to analyze evidence while crime scenes are still active - potentially expediting the case's resolution. The implementation of the Rapid DNA Program is projected to take 5 years. See Attachment A and CB/BR-20A for projected 5-year costs and further details. Projected costs are based on instrument maintenance and validation costs and reagent costs, crime statistics, Office of State Police Crime Lab experience and knowledge, and 2022 offender DNA collection totals for each booking agency. A significant increase in staffing is needed to oversee the successful implementation and management of both Booking RDNA Expansion and Crime Scene RDNA Operations. This request is a companion to the CB 7 request for additional personnel related to the RDNA Program. If this request for eight RDNA instruments is funded, additional personnel are needed to oversee the successful implementation and management of both Booking and Crime Scene RDNA programs.</p>
<p><b>Cite performance indicators for the adjustment.</b></p>	<p>This request is related to State Police Agency Goal II, 'ensure the department is adequately staffed, equipped, and trained to accomplish its mission'. As outlined in Objective I. 2, The Crime Laboratory will analyze 95% of requests received for analysis and Objective I. 3, The Crime Laboratory will maintain an overall (of all forensic disciplines) analysis average turnaround time of 30 calendar days on requests for analysis received.</p>
<p><b>What would the impact be if this is not funded?</b></p>	<p>If this request is not funded, it would adversely affect the department's ability to accomplish its goals and objectives. . The latest technology to increase efficiency and effectiveness when conducting in-depth, professional investigations would also be unobtainable.</p>

Question	Narrative Response
Is revenue a fixed amount or can it be adjusted?	These funds can be adjusted based on the recommended level of expenditures.
Is the expenditure of these revenues restricted?	The expenditure of this revenue source is not limited/restricted.
Additional information or comments.	8 Rapid DNA Instruments Other Charges ñ Operating Services (5620063): \$650,840 Other Charges ñ Supplies (5620065): \$650,840 **Projected costs are based on instrument maintenance and validation costs and reagent costs, crime statistics, Office of State Police Crime Lab experience and knowledge, and 2022 offender DNA collection totals for each booking agency. The implementation of the RDNA Program is projected to span 5 years. See Attachment A and CB/BR-20A for projected 5-year costs and further details.



**Form 28527 — 419300CB8-Public Affairs Recruiting**

**4193 - Operational Support**

**MEANS OF FINANCING**

	Amount
STATE GENERAL FUND (Direct)	300,000
STATE GENERAL FUND BY:	—
INTERAGENCY TRANSFERS	—
FEES & SELF-GENERATED	—
STATUTORY DEDICATIONS	—
FEDERAL FUNDS	—
<b>TOTAL MEANS OF FINANCING</b>	<b>\$300,000</b>

**EXPENDITURES**

	Amount
Salaries	—
Other Compensation	—
Related Benefits	—
<b>TOTAL PERSONAL SERVICES</b>	<b>—</b>
Travel	—
Operating Services	300,000
Supplies	—
<b>TOTAL OPERATING EXPENSES</b>	<b>\$300,000</b>
<b>PROFESSIONAL SERVICES</b>	<b>—</b>
Other Charges	—
Debt Service	—
Interagency Transfers	—
<b>TOTAL OTHER CHARGES</b>	<b>—</b>
Acquisitions	—
Major Repairs	—
<b>TOTAL ACQ. &amp; MAJOR REPAIRS</b>	<b>—</b>
<b>TOTAL EXPENDITURES</b>	<b>\$300,000</b>

**AUTHORIZED POSITIONS**

	FTE
Classified	—
Unclassified	—
<b>TOTAL AUTHORIZED T.O. POSITIONS</b>	<b>—</b>
<b>TOTAL AUTHORIZED OTHER CHARGES POSITIONS</b>	<b>—</b>
<b>TOTAL NON-T.O. FTE POSITIONS</b>	<b>—</b>

Question	Narrative Response
<b>Explain the need for this request.</b>	This request is for increased advertising to attract new recruits and educate the public about careers associated with the Office of State Police (LSP). Advertising would include radio, social media, geo-fencing, targeted marketing through streaming services, and increased outreach opportunities such as recruiting fairs and community events. Advertising would be geared towards increasing LSP brand awareness and recruiting.
<b>Cite performance indicators for the adjustment.</b>	This request supports State Police Goal II to 'Ensure that the Department is adequately staffed, equipped, and trained to accomplish its mission.'
<b>What would the impact be if this is not funded?</b>	If this request were not funded, the agency's ability to increase brand awareness and recruiting would suffer.
<b>Is revenue a fixed amount or can it be adjusted?</b>	These funds can be adjusted based on the recommended level of expenditures.
<b>Is the expenditure of these revenues restricted?</b>	The expenditure of this revenue source is not limited/restricted
<b>Additional information or comments.</b>	N/A

**Form 28528 — 419300CB8-JESTC**

**4193 - Operational Support**

**MEANS OF FINANCING**

	Amount
STATE GENERAL FUND (Direct)	280,000
STATE GENERAL FUND BY:	—
INTERAGENCY TRANSFERS	—
FEES & SELF-GENERATED	—
STATUTORY DEDICATIONS	—
FEDERAL FUNDS	—
<b>TOTAL MEANS OF FINANCING</b>	<b>\$280,000</b>

**EXPENDITURES**

	Amount
Salaries	—
Other Compensation	—
Related Benefits	—
<b>TOTAL PERSONAL SERVICES</b>	<b>—</b>
Travel	—
Operating Services	—
Supplies	—
<b>TOTAL OPERATING EXPENSES</b>	<b>—</b>
<b>PROFESSIONAL SERVICES</b>	<b>—</b>
Other Charges	—
Debt Service	—
Interagency Transfers	—
<b>TOTAL OTHER CHARGES</b>	<b>—</b>
Acquisitions	98,000
Major Repairs	182,000
<b>TOTAL ACQ. &amp; MAJOR REPAIRS</b>	<b>\$280,000</b>
<b>TOTAL EXPENDITURES</b>	<b>\$280,000</b>

**AUTHORIZED POSITIONS**

	FTE
Classified	—
Unclassified	—
<b>TOTAL AUTHORIZED T.O. POSITIONS</b>	<b>—</b>
<b>TOTAL AUTHORIZED OTHER CHARGES POSITIONS</b>	<b>—</b>
<b>TOTAL NON-T.O. FTE POSITIONS</b>	<b>—</b>

Question	Narrative Response
<b>Explain the need for this request.</b>	This request is for the Joint Emergency Services Training Center to replace/repair aging equipment and facilities to properly perform department personnel's duties and responsibilities. As equipment ages, its performance and reliability deteriorate, resulting in repair bills exceeding the equipment's value. See attachment A for further details.
<b>Cite performance indicators for the adjustment.</b>	This request supports State Police Goal II to 'Ensure that the Department is adequately staffed, equipped, and trained to accomplish its mission.'
<b>What would the impact be if this is not funded?</b>	If this request is not funded, JESTC will not have the necessary equipment to operate the facility. The facility will fall into further disrepair, which could result in a lack of training opportunities there.
<b>Is revenue a fixed amount or can it be adjusted?</b>	The revenue requested can be adjusted based on the recommended level of expenditures.
<b>Is the expenditure of these revenues restricted?</b>	The expenditure of this revenue source is not limited/restricted.
<b>Additional information or comments.</b>	See CB BR20A, CB BR21A, & Attachment A for further details.

DETAIL OF ACQUISITIONS REQUESTED  
(USE THIS FORM TO EXPLAIN ADDITIONAL ACQUISITIONS REQUESTED)  
AGENCY NAME: OFFICE OF STATE POLICE

CB/BR-20A  
CB 8 JESTC  
(9/99)

PROGRAM : OPERATIONAL SUPPORT

GL CODE	Pr.	QUANTITY	EQUIPMENT REPLACED DESCRIPTION BY PROGRAM	AMOUNT	GL CODE	Pr.	QUANTITY	NEW EQUIPMENT DESCRIPTION BY PROGRAM	AMOUNT
5710226		1	Fuel Tank	\$50,000	5710226		1	Awning	\$48,000
			<b>TOTAL</b>	<b>\$50,000</b>				<b>TOTAL</b>	<b>\$48,000</b>

DETAIL OF MAJOR REPAIRS REQUESTED  
 (USE THIS FORM TO EXPLAIN ADDITIONAL MAJOR REPAIRS REQUESTED)  
 AGENCY NAME: OFFICE OF STATE POLICE      PROGRAM: OPERATIONAL SUPPORT

CB/BR-21A  
 CB 8 JESTC  
 (9/99)

GL CODE	MAJOR REPAIRS DESCRIPTION BY PROGRAM	AMOUNT
5810002	Install generator for Range Building classrooms	\$70,000
5810002	Level Infrastructure of Shoothouse 2	\$60,000
5810002	Range building roof repairs	\$52,000
	<b>TOTAL</b>	<b>\$182,000</b>

**DPS JESTC - CB 8 Attachment A**

Quantity	Category	GL Code	Justification	Total Cost
1	Acquisitions	5710226	Fuel Tank. Replacement of outdated fuel dispensers, hoses, and pumps at the Emergency Vehicle Operations Center (EVOC).	\$50,000
1	Acquisitions	5710226	EVOC garage awning to allow for quick vehicle maintenance during inclement weather.	\$48,000
1	Major Repairs	5810002	Firehouse Range Building Roof Repairs to prevent leaks and mold.	\$52,000
1	Major Repairs	5810002	Level Foundation Stabilization - Level Shootouse 2. Due to foundation issues funding is needed to repair and stabilize range in order to avoid further damage.	\$60,000
1	Major Repairs	5810002	Install generator for Range Building classrooms for continued training during power outages.	\$70,000
<b>TOTAL REQUESTED</b>				<b>\$280,000</b>

**Form 28529 — 419300CB8 - Training Academy**

**4193 - Operational Support**

**MEANS OF FINANCING**

	Amount
STATE GENERAL FUND (Direct)	383,880
STATE GENERAL FUND BY:	—
INTERAGENCY TRANSFERS	—
FEES & SELF-GENERATED	—
STATUTORY DEDICATIONS	—
FEDERAL FUNDS	—
<b>TOTAL MEANS OF FINANCING</b>	<b>\$383,880</b>

**EXPENDITURES**

	Amount
Salaries	—
Other Compensation	—
Related Benefits	—
<b>TOTAL PERSONAL SERVICES</b>	<b>—</b>
Travel	—
Operating Services	—
Supplies	—
<b>TOTAL OPERATING EXPENSES</b>	<b>—</b>
<b>PROFESSIONAL SERVICES</b>	<b>—</b>
Other Charges	—
Debt Service	—
Interagency Transfers	—
<b>TOTAL OTHER CHARGES</b>	<b>—</b>
Acquisitions	—
Major Repairs	383,880
<b>TOTAL ACQ. &amp; MAJOR REPAIRS</b>	<b>\$383,880</b>
<b>TOTAL EXPENDITURES</b>	<b>\$383,880</b>

**AUTHORIZED POSITIONS**

	FTE
Classified	—
Unclassified	—
<b>TOTAL AUTHORIZED T.O. POSITIONS</b>	<b>—</b>
<b>TOTAL AUTHORIZED OTHER CHARGES POSITIONS</b>	<b>—</b>
<b>TOTAL NON-T.O. FTE POSITIONS</b>	<b>—</b>



Question	Narrative Response
<b>Explain the need for this request.</b>	Auditorium Lighting and Audio Visual room carpeting Auditorium seating, carpet, and curtains Carpeting of four Training Academy classrooms. See CB BR21A for further details. See CB BR21A for further details.
<b>Cite performance indicators for the adjustment.</b>	This request supports State Police Goal II to 'Ensure that the Department is adequately staffed, equipped, and trained to accomplish its mission.'
<b>What would the impact be if this is not funded?</b>	If this request is not funded, the Training Academy will not have the necessary updates to operate the facility. The facility will fall into further disrepair, which could result in a lack of training opportunities there.
<b>Is revenue a fixed amount or can it be adjusted?</b>	The revenue requested can be adjusted based on the recommended level of expenditures.
<b>Is the expenditure of these revenues restricted?</b>	The expenditure of this revenue source is not limited/restricted.
<b>Additional information or comments.</b>	N/a



**Form 28530 — 419300CB8-Crime Lab**

**4193 - Operational Support**

**MEANS OF FINANCING**

	Amount
STATE GENERAL FUND (Direct)	782,349
STATE GENERAL FUND BY:	—
INTERAGENCY TRANSFERS	—
FEES & SELF-GENERATED	—
STATUTORY DEDICATIONS	—
FEDERAL FUNDS	—
<b>TOTAL MEANS OF FINANCING</b>	<b>\$782,349</b>

**EXPENDITURES**

	Amount
Salaries	—
Other Compensation	—
Related Benefits	—
<b>TOTAL PERSONAL SERVICES</b>	<b>—</b>
Travel	66,730
Operating Services	—
Supplies	—
<b>TOTAL OPERATING EXPENSES</b>	<b>\$66,730</b>
<b>PROFESSIONAL SERVICES</b>	<b>—</b>
Other Charges	—
Debt Service	—
Interagency Transfers	—
<b>TOTAL OTHER CHARGES</b>	<b>—</b>
Acquisitions	715,619
Major Repairs	—
<b>TOTAL ACQ. &amp; MAJOR REPAIRS</b>	<b>\$715,619</b>
<b>TOTAL EXPENDITURES</b>	<b>\$782,349</b>

**AUTHORIZED POSITIONS**

	FTE
Classified	—
Unclassified	—
<b>TOTAL AUTHORIZED T.O. POSITIONS</b>	<b>—</b>
<b>TOTAL AUTHORIZED OTHER CHARGES POSITIONS</b>	<b>—</b>
<b>TOTAL NON-T.O. FTE POSITIONS</b>	<b>—</b>

Question	Narrative Response
<b>Explain the need for this request.</b>	See Attachment A
<b>Cite performance indicators for the adjustment.</b>	The request is related to Operational Support's Goal I which states, 'The Operational Support Program will develop innovative initiatives through which the State Police will maintain and improve its effectiveness and quality through accountability.' This request also supports the agency's goal to improve and strengthen the effectiveness of management through planning, forecasting, training, coordinating, and accountability. As outlined in Objective I. 2, The Crime Laboratory will analyze 95% of requests received for analysis and Objective I. 3, The Crime Laboratory will maintain an overall (of all forensic disciplines) analysis average turnaround time of 30 calendar days on requests for analysis received. Technology, equipment and software will assist the Crime Lab in ensuring the quality of analysis will not decrease and current turn around times will not increase.
<b>What would the impact be if this is not funded?</b>	If this request is not funded, the Office of State Police Crime Laboratory would not have the advantage of a fully equipped lab, which could affect the accreditation the department has strived to obtain and maintain. The latest technology to increase efficiency and effectiveness when conducting in-depth, professional investigations would also be unobtainable.
<b>Is revenue a fixed amount or can it be adjusted?</b>	The revenue requested can be adjusted based on the recommended level of expenditures.
<b>Is the expenditure of these revenues restricted?</b>	The expenditure of these funds is not limited/restricted
<b>Additional information or comments.</b>	See CB/BR-20A and Attachment A

DETAIL OF ACQUISITIONS REQUESTED  
 (USE THIS FORM TO EXPLAIN ADDITIONAL ACQUISITIONS REQUESTED)  
 AGENCY NAME: OFFICE OF STATE POLICE

PROGRAM : OPERATIONAL SUPPORT

CB/BR-20A  
 CB 8 CRIME LAB  
 (9/99)

GL CODE	QUANTITY	EQUIPMENT REPLACED DESCRIPTION BY PROGRAM	AMOUNT	GL CODE	QUANTITY	NEW EQUIPMENT DESCRIPTION BY PROGRAM	AMOUNT
5710226	1	Attestor POWDERado Workstation	\$18,000	5710226	1	ThermoFisher High Resolution/Liquid Chromatography Mass Spectrometry	\$552,275
5710236	22	Laboratory Chairs	\$14,344				
5710226	1	Dual 77 Handheld Laser	\$31,000				
5710226	1	Firearms Unit Microscope	\$100,000				
<b>Total Replacement Equipment</b>			<b>\$163,344</b>	<b>Total New Equipment</b>			<b>\$552,275</b>

DPS Crime Lab - CB 8 Attachment A

Quantity	GL Code	Name	Justification	Total Cost
	5210015	Critical Victories	This training is advanced expert witnessing training. A comprehensive workshop for forensic scientists to increase the effectiveness of courtroom testimony.	\$19,980
	5210015	Invita Training	This training will provide training to crime lab personnel on previously purchased electronic workflow software.	\$46,750
			<b>TOTAL TRAVEL REQUESTED</b>	<b>\$66,730</b>
1	5710226	ThermoFisher High Resolution/Liquid Chromatography Mass Spectrometry	This request is for a High Resolution/Liquid Chromatography Mass Spectrometry for the confirmation of blood and urine specimens. This new instrument would allow for an increase in production in the number of drugs/metabolites tests confirmed.	\$552,275
1	5710226	Attestor POWDERado Workstation	This request is for one more efficient latent print processing workstation. Current workstation unable to capture fine particulate matter and is over 15 years old.	\$18,000
22	5710226	Laboratory Chairs	This request is for the replacement of laboratory chairs for personnel processing evidence.	\$14,344
1	5710226	Dual 77 Handheld Laser	This request is for the Crime Scene unit to replace the outdated equipment. The upgraded handheld laser is compact, lightweight, and more efficient.	\$31,000
1	5710226	Firearms Unit Microscope	This request is for one Firearms Comparison Microscope. Current equipment is over 15 years old.	\$100,000
			<b>TOTAL ACQUISITIONS REQUESTED</b>	<b>\$715,619</b>

**Form 28531 — 419300CB8-Public Affairs Press Studio**

**4193 - Operational Support**

**MEANS OF FINANCING**

	Amount
STATE GENERAL FUND (Direct)	185,200
STATE GENERAL FUND BY:	—
INTERAGENCY TRANSFERS	—
FEES & SELF-GENERATED	—
STATUTORY DEDICATIONS	—
FEDERAL FUNDS	—
<b>TOTAL MEANS OF FINANCING</b>	<b>\$185,200</b>

**EXPENDITURES**

	Amount
Salaries	—
Other Compensation	—
Related Benefits	—
<b>TOTAL PERSONAL SERVICES</b>	<b>—</b>
Travel	—
Operating Services	—
Supplies	—
<b>TOTAL OPERATING EXPENSES</b>	<b>—</b>
<b>PROFESSIONAL SERVICES</b>	<b>—</b>
Other Charges	—
Debt Service	—
Interagency Transfers	—
<b>TOTAL OTHER CHARGES</b>	<b>—</b>
Acquisitions	13,200
Major Repairs	172,000
<b>TOTAL ACQ. &amp; MAJOR REPAIRS</b>	<b>\$185,200</b>
<b>TOTAL EXPENDITURES</b>	<b>\$185,200</b>

**AUTHORIZED POSITIONS**

	FTE
Classified	—
Unclassified	—
<b>TOTAL AUTHORIZED T.O. POSITIONS</b>	<b>—</b>
<b>TOTAL AUTHORIZED OTHER CHARGES POSITIONS</b>	<b>—</b>
<b>TOTAL NON-T.O. FTE POSITIONS</b>	<b>—</b>

Question	Narrative Response
<b>Explain the need for this request.</b>	This request is for an updated Training Academy press studio. The studio would provide a designated area for press conferences related to critical incidents and weather-related events when the Emergency Operations Center is activated. The press studio would be used to create educational content, including videos and informational materials to raise awareness about law enforcement practices, crime prevention, and community engagement efforts. The request includes lighting equipment, data and office equipment, soundproofing measures, curtains, platforms, labor, and installation expenses. See attached CB/BR-20A and CB/BR-21A.
<b>Cite performance indicators for the adjustment.</b>	This adjustment supports State Police Goal III to "Organize and facilitate the flow of information among the various sections of LSP to provide executive staff critical information regarding LSP functions." The Public Affairs Unit is responsible for all media relations, educational programs concerning public safety, and recruiting and support events and programs of interest to the Superintendent.
<b>What would the impact be if this is not funded?</b>	If the request is not funded, the agency's opportunities to raise awareness, provide crime prevention tips, and promptly promote community engagement initiatives would suffer.
<b>Is revenue a fixed amount or can it be adjusted?</b>	These funds can be adjusted based on the recommended level of expenditures.
<b>Is the expenditure of these revenues restricted?</b>	The expenditure of this revenue source is not limited/restricted.
<b>Additional information or comments.</b>	Acquisitions Office Equipment - \$11,200 (5710236) Data Equipment - \$2,000 (5710221) Major Repairs Training Academy Press Studio upgrades - \$172,000 (5810002) *See CB/BR-20A and CB/BR-21A



DETAIL OF ACQUISITIONS REQUESTED  
 (USE THIS FORM TO EXPLAIN ADDITIONAL ACQUISITIONS REQUESTED)  
 AGENCY NAME: OFFICE OF STATE POLICE

PROGRAM : OPERATIONAL SUPPORT  
 CB/BR-20A  
 CB 8 OPERATIONAL DEVELOPMENT  
 (9/99)

GL CODE	Pr.	QUANTITY	EQUIPMENT REPLACED DESCRIPTION BY PROGRAM	AMOUNT	GL CODE	Pr.	QUANTITY	NEW EQUIPMENT DESCRIPTION BY PROGRAM	AMOUNT
					5710236		16	Office equipment. 16 chairs.	\$6,400
					5710236		4	Office equipment. 4 desks.	\$4,800
					5710221		2	Data equipment. 2 Printers	\$2,000
								<b>TOTAL</b>	<b>\$13,200</b>

DETAIL OF MAJOR REPAIRS REQUESTED CB/BR-21A  
 (USE THIS FORM TO EXPLAIN ADDITIONAL MAJOR REPAIRS REQUESTED) CB 8 OPERATIONAL DEVELOPMENT  
 AGENCY NAME: OFFICE OF STATE POLICE PROGRAM: OPERATIONAL SUPPORT (9/99)

GL CODE	MAJOR REPAIRS DESCRIPTION BY PROGRAM	AMOUNT
5810002	Training Academy Press Studio upgrades	\$172,000
	<b>TOTAL</b>	<b>\$172,000</b>

**Form 28532 — 419300-CB8 Fleet various**

**4193 - Operational Support**

**MEANS OF FINANCING**

	Amount
STATE GENERAL FUND (Direct)	256,200
STATE GENERAL FUND BY:	—
INTERAGENCY TRANSFERS	—
FEES & SELF-GENERATED	—
STATUTORY DEDICATIONS	—
FEDERAL FUNDS	—
<b>TOTAL MEANS OF FINANCING</b>	<b>\$256,200</b>

**EXPENDITURES**

	Amount
Salaries	—
Other Compensation	—
Related Benefits	—
<b>TOTAL PERSONAL SERVICES</b>	<b>—</b>
Travel	—
Operating Services	46,200
Supplies	—
<b>TOTAL OPERATING EXPENSES</b>	<b>\$46,200</b>
<b>PROFESSIONAL SERVICES</b>	<b>—</b>
Other Charges	—
Debt Service	—
Interagency Transfers	—
<b>TOTAL OTHER CHARGES</b>	<b>—</b>
Acquisitions	210,000
Major Repairs	—
<b>TOTAL ACQ. &amp; MAJOR REPAIRS</b>	<b>\$210,000</b>
<b>TOTAL EXPENDITURES</b>	<b>\$256,200</b>

**AUTHORIZED POSITIONS**

	FTE
Classified	—
Unclassified	—
<b>TOTAL AUTHORIZED T.O. POSITIONS</b>	<b>—</b>
<b>TOTAL AUTHORIZED OTHER CHARGES POSITIONS</b>	<b>—</b>
<b>TOTAL NON-T.O. FTE POSITIONS</b>	<b>—</b>

Question	Narrative Response
<b>Explain the need for this request.</b>	This adjustment is for two inmate transport buses, key management system, and awnings over the front and rear parking area. The key management system would provide additional security for key control and streamline the check-in/check-out process of vehicles. The awnings would provide protection from the elements for Fleet Operations customers, employees, and pool vehicles. See Attachment A and CB/BR20-A for additional details.
<b>Cite performance indicators for the adjustment.</b>	This adjustment supports State Police Goal II to 'Ensure that the department is adequately staffed, equipped, and trained to accomplish its mission', and has a role in supporting the Traffic Program's Goal I, 'Ensure safety on Louisiana's highways' and Goal II, 'Enforce the laws and regulations governing motor carriers, motor transport vehicles, and the drivers who operate them by working in conjunction with other state and federal law enforcement agencies to advance the cause of safety for the motoring public'.
<b>What would the impact be if this is not funded?</b>	If this request is not funded, officer performance would suffer, and it would have an adverse effect on the department's ability to accomplish its goals and objectives.
<b>Is revenue a fixed amount or can it be adjusted?</b>	The funds can be adjusted based on the recommended level of expenditures.
<b>Is the expenditure of these revenues restricted?</b>	The expenditure of this revenue source is not limited/restricted.
<b>Additional information or comments.</b>	N/A

DETAIL OF ACQUISITIONS REQUESTED  
 (USE THIS FORM TO EXPLAIN ADDITIONAL ACQUISITIONS REQUESTED)  
 AGENCY NAME: OFFICE OF STATE POLICE

CB/BR-20A  
 419300 CB 8 - Fleet  
 (9/99)

PROGRAM :				OPERATIONAL SUPPORT					
GL CODE	Pr.	QUANTITY	EQUIPMENT REPLACED DESCRIPTION BY PROGRAM	AMOUNT	GL CODE	Pr.	QUANTITY	NEW EQUIPMENT DESCRIPTION BY PROGRAM	AMOUNT
					5710226		1	KeyTrax Key Management System	\$40,000
					5710226		1	Awning for parking area	\$170,000
								<b>Total New Acquisitions</b>	<b>\$210,000</b>

**ATTACHMENT A  
CB 8 - FLEET VARIOUS**

(2) Ford Transport bus	\$220,000
x 5% financing	<u>\$11,000</u>
Subtotal	<u>\$231,000</u>
	<u>÷ 5 years</u>
<b>TOTAL IPM</b>	<b><u><u>\$46,200</u></u></b>

KeyTrax Key Management System	\$40,000
Awning Command Post - VIP Pool	<u>\$170,000</u>
<b>NEW ACQUISITIONS</b>	<b><u>\$210,000</u></b>

**Form 27063 — 419100CB8T-MCSAP Support Application**

**4191 - Traffic Enforcement**

**MEANS OF FINANCING**

	Amount
STATE GENERAL FUND (Direct)	3,000,000
STATE GENERAL FUND BY:	—
INTERAGENCY TRANSFERS	—
FEES & SELF-GENERATED	—
STATUTORY DEDICATIONS	—
FEDERAL FUNDS	—
<b>TOTAL MEANS OF FINANCING</b>	<b>\$3,000,000</b>

**EXPENDITURES**

	Amount
Salaries	—
Other Compensation	—
Related Benefits	—
<b>TOTAL PERSONAL SERVICES</b>	<b>—</b>
Travel	—
Operating Services	—
Supplies	—
<b>TOTAL OPERATING EXPENSES</b>	<b>—</b>
<b>PROFESSIONAL SERVICES</b>	<b>—</b>
Other Charges	—
Debt Service	—
Interagency Transfers	3,000,000
<b>TOTAL OTHER CHARGES</b>	<b>\$3,000,000</b>
Acquisitions	—
Major Repairs	—
<b>TOTAL ACQ. &amp; MAJOR REPAIRS</b>	<b>—</b>
<b>TOTAL EXPENDITURES</b>	<b>\$3,000,000</b>

**AUTHORIZED POSITIONS**

	FTE
Classified	—
Unclassified	—
<b>TOTAL AUTHORIZED T.O. POSITIONS</b>	<b>—</b>
<b>TOTAL AUTHORIZED OTHER CHARGES POSITIONS</b>	<b>—</b>
<b>TOTAL NON-T.O. FTE POSITIONS</b>	<b>—</b>

**Statutory Dedications**

	Amount
<b>Total:</b>	<b>—</b>

Question	Narrative Response
<b>Explain the need for this IT request.</b>	Back in the late 1990ís, DPS-IT created the Motor Carrier Lotus Notes Application. This application is still in use today. Due to the size constraints of the database and legacy coding, this application is experiencing system issues and doesnít have the robustness of newer technology to assist LSP in motor carrier inspections and enforcement. This project will completely replace the Legacy Lotus Notes system, and it needs to be completed before the current system issues result in total system failure. The project will be accomplished via an IT Modernization project using Agile and IT Staff Augmentation. Once the new solution is fully implemented, the department will sunset the old Lotus Notes application. Additionally, the reporting and analytics associated with the inspection and enforcement activities will be greatly enhanced with the new application.
<b>Provide details related to this request.</b>	According to the Office of Technology Services, the project is estimated to take 12 months to complete and costs approximately \$3,000,000. Annual maintenance cost after implementation is expected to be \$90,000, annually. Since this is an IT project, the IAT category is used (payment would be sent to OTS).
<b>Cite performance indicators for the adjustment.</b>	This request is directly related to Traffic Goal 2: To reduce the number of fatal commercial motor vehicle-related crashes by 2% by June 30, 2028. The Commercial Vehicle Enforcement unit needs this database to conduct motor carrier safety inspections, conduct new entrant safety audits, and cite motor vehicle safety violations that will contribute to the annual percentage reduction in fatal motor vehicle crashes.
<b>What would the impact be if this is not funded?</b>	If this request is unfunded, the project to completely replace the Legacy Lotus Notes system before current system inadequacies result in total system failure will not be realized. The Lotus Notes system is no longer serviceable and has not been for many years. If the system crashes, LSP - TSS Commercial Vehicle Enforcement will lose all data, which would result in LSP being non-compliant with state and federal records retention standards. The sudden loss of the system would prevent Motor Carrier troopers and officers from performing their duties because there would be no mechanism to submit or approve reports. LSP would not be compliant with the MCSAP Grant funded by the Federal Motor Carrier Safety Administration.
<b>Is revenue a fixed amount or can it be adjusted?</b>	The requested revenue is the minimum that is required for this application.
<b>Is the expenditure of these revenues restricted?</b>	The requested revenue is the minimum that is required for this application.



**Form 28412 — 419300T - Air Support**

**4193 - Operational Support**

**MEANS OF FINANCING**

	Amount
STATE GENERAL FUND (Direct)	423,040
STATE GENERAL FUND BY:	—
INTERAGENCY TRANSFERS	—
FEES & SELF-GENERATED	—
STATUTORY DEDICATIONS	—
FEDERAL FUNDS	—
<b>TOTAL MEANS OF FINANCING</b>	<b>\$423,040</b>

**EXPENDITURES**

	Amount
Salaries	—
Other Compensation	—
Related Benefits	—
<b>TOTAL PERSONAL SERVICES</b>	<b>—</b>
Travel	—
Operating Services	—
Supplies	—
<b>TOTAL OPERATING EXPENSES</b>	<b>—</b>
<b>PROFESSIONAL SERVICES</b>	<b>—</b>
Other Charges	—
Debt Service	—
Interagency Transfers	423,040
<b>TOTAL OTHER CHARGES</b>	<b>\$423,040</b>
Acquisitions	—
Major Repairs	—
<b>TOTAL ACQ. &amp; MAJOR REPAIRS</b>	<b>—</b>
<b>TOTAL EXPENDITURES</b>	<b>\$423,040</b>

**AUTHORIZED POSITIONS**

	FTE
Classified	—
Unclassified	—
<b>TOTAL AUTHORIZED T.O. POSITIONS</b>	<b>—</b>
<b>TOTAL AUTHORIZED OTHER CHARGES POSITIONS</b>	<b>—</b>
<b>TOTAL NON-T.O. FTE POSITIONS</b>	<b>—</b>

**Statutory Dedications**

	Amount
<b>Total:</b>	<b>—</b>

Question	Narrative Response
<b>Explain the need for this IT request.</b>	Funding is being requested in the IAT category for three forward-looking infrared camera systems (FLIR) with mapping systems and searchlights and yearly maintenance of an updated aviation tracking system since it is a data-related item that the Office of Technology Services will handle.
<b>Provide details related to this request.</b>	Funding is being requested to replace the old, non-repairable FLIR cameras and aviation tracking system. New FLIR cameras are needed due to the high maintenance costs, obsolete replacement parts, and poor picture quality. An updated tracking system is needed to replace the outdated and inefficient tracking of important inspections and maintenance. Funding is being requested in the IAT category since this is a data-related item handled by the Office of Technology Services. Digital Airware Aviation Software Yearly Maintenance Fee - \$45,040 3 FLIR cameras - annual cost \$378,000 (See Attachment A)
<b>Cite performance indicators for the adjustment.</b>	This request is related to State Police Agency Goal II, 'Ensure the department is adequately staffed, equipped, and trained to accomplish its mission.
<b>What would the impact be if this is not funded?</b>	If this initiative is not funded, the department will continue to operate with outdated tracking system and obsolete equipment.
<b>Is revenue a fixed amount or can it be adjusted?</b>	State General Fund Direct. The revenue can be adjusted based on the recommended level of expenditures.
<b>Is the expenditure of these revenues restricted?</b>	The expenditure of this revenue source is not limited/restricted.

OFFICE OF STATE POLICE  
 AIR SUPPORT  
 FLIR PURCHASE  
 ATTACHMENT A

COST PER FLIR	\$600,000
QUANTITY	3
SUB-TOTAL	\$1,800,000

INSTALLATION	Included
--------------	----------

TOTAL	\$1,800,000
-------	-------------

INTEREST	5%
	\$90,000

AMOUNT TO BE FINANCED	\$1,890,000
FINANCE TERM (YEARS)	5
ANNUAL COST	\$378,000

**Form 28421 — 419300CB8T - Internal Affairs**

**4193 - Operational Support**

**MEANS OF FINANCING**

	Amount
STATE GENERAL FUND (Direct)	670,000
STATE GENERAL FUND BY:	—
INTERAGENCY TRANSFERS	—
FEES & SELF-GENERATED	—
STATUTORY DEDICATIONS	—
FEDERAL FUNDS	—
<b>TOTAL MEANS OF FINANCING</b>	<b>\$670,000</b>

**EXPENDITURES**

	Amount
Salaries	—
Other Compensation	—
Related Benefits	—
<b>TOTAL PERSONAL SERVICES</b>	<b>—</b>
Travel	—
Operating Services	—
Supplies	—
<b>TOTAL OPERATING EXPENSES</b>	<b>—</b>
<b>PROFESSIONAL SERVICES</b>	<b>—</b>
Other Charges	—
Debt Service	—
Interagency Transfers	670,000
<b>TOTAL OTHER CHARGES</b>	<b>\$670,000</b>
Acquisitions	—
Major Repairs	—
<b>TOTAL ACQ. &amp; MAJOR REPAIRS</b>	<b>—</b>
<b>TOTAL EXPENDITURES</b>	<b>\$670,000</b>

**AUTHORIZED POSITIONS**

	FTE
Classified	—
Unclassified	—
<b>TOTAL AUTHORIZED T.O. POSITIONS</b>	<b>—</b>
<b>TOTAL AUTHORIZED OTHER CHARGES POSITIONS</b>	<b>—</b>
<b>TOTAL NON-T.O. FTE POSITIONS</b>	<b>—</b>

**Statutory Dedications**

	Amount
<b>Total:</b>	<b>—</b>

Question	Narrative Response
<b>Explain the need for this IT request.</b>	Funding is being requested in the IAT category annually for Executive Information System (EIS) software since it is a data-related item that the Office of Technology Services will handle.
<b>Provide details related to this request.</b>	Funding is being requested to purchase EIS software. LSP does not have the necessary system to meet the Department of Justice (DOJ) standards. EIS software is a single-source solution with full workflow management capabilities to identify important data to ensure the integrity and safety of all police officers, units, and supervisors. Funding is being requested in the IAT category since this is a data-related item handled by the Office of Technology Services. EIS software - \$670,000 annually (includes annual software license fee, testing, training material, ongoing maintenance, and support)
<b>Cite performance indicators for the adjustment.</b>	This request is related to State Police Agency Goals II, 'Ensure the department is adequately staffed, equipped, and trained to accomplish its mission, and IV, improve and strengthen workforce effectiveness through planning, forecasting, training, coordination, and accountability.'
<b>What would the impact be if this is not funded?</b>	If this initiative is not funded, the department will continue to operate in non-compliance with the DOJ.
<b>Is revenue a fixed amount or can it be adjusted?</b>	State General Fund Direct. The revenue requested cannot be adjusted based on the recommended level of expenditures. This is the amount required for the EIS software.
<b>Is the expenditure of these revenues restricted?</b>	The expenditure of this revenue source is not limited/restricted.

**Form 28423 — 419300CB8T - TBS**

**4193 - Operational Support**

**MEANS OF FINANCING**

	Amount
STATE GENERAL FUND (Direct)	198,000
STATE GENERAL FUND BY:	—
INTERAGENCY TRANSFERS	—
FEES & SELF-GENERATED	—
STATUTORY DEDICATIONS	—
FEDERAL FUNDS	—
<b>TOTAL MEANS OF FINANCING</b>	<b>\$198,000</b>

**EXPENDITURES**

	Amount
Salaries	—
Other Compensation	—
Related Benefits	—
<b>TOTAL PERSONAL SERVICES</b>	<b>—</b>
Travel	—
Operating Services	—
Supplies	—
<b>TOTAL OPERATING EXPENSES</b>	<b>—</b>
<b>PROFESSIONAL SERVICES</b>	<b>—</b>
Other Charges	—
Debt Service	—
Interagency Transfers	198,000
<b>TOTAL OTHER CHARGES</b>	<b>\$198,000</b>
Acquisitions	—
Major Repairs	—
<b>TOTAL ACQ. &amp; MAJOR REPAIRS</b>	<b>—</b>
<b>TOTAL EXPENDITURES</b>	<b>\$198,000</b>

**AUTHORIZED POSITIONS**

	FTE
Classified	—
Unclassified	—
<b>TOTAL AUTHORIZED T.O. POSITIONS</b>	<b>—</b>
<b>TOTAL AUTHORIZED OTHER CHARGES POSITIONS</b>	<b>—</b>
<b>TOTAL NON-T.O. FTE POSITIONS</b>	<b>—</b>

**Statutory Dedications**

	Amount
<b>Total:</b>	<b>—</b>

Question	Narrative Response
<b>Explain the need for this IT request.</b>	Funding is being requested in the IAT category annually for AirWatch Mobile Device Manager since it is a data-related item that the Office of Technology Services will handle.
<b>Provide details related to this request.</b>	Funding is being requested for Airwatch Mobile Device Manager Software to manage, control, and secure data and software on a cellular device. Funding is being requested in the IAT category since this is a data-related item handled by the Office of Technology Services. AirWatch Mobile Device Manager Software - \$198,000 annually
<b>Cite performance indicators for the adjustment.</b>	This request is related to State Police Agency Goal II, ensure the Department is adequately staffed, equipped, and trained to accomplish its mission and Goal VII. The Technology and Business Support section will provide support to all sections of LSP and to the Command Staff by researching, maintaining, and upgrading technological solutions and by proposing and implementing best business practices to streamline related LSP processes.
<b>What would the impact be if this is not funded?</b>	This request is related to State Police Agency Goal II, ensure the Department is adequately staffed, equipped, and trained to accomplish its mission and Goal VII. The Technology and Business Support section will provide support to all sections of LSP and to the Command Staff by researching, maintaining, and upgrading technological solutions and by proposing and implementing best business practices to streamline related LSP processes.
<b>Is revenue a fixed amount or can it be adjusted?</b>	State General Fund Direct. The revenue requested cannot be adjusted based on the recommended level of expenditures. The devices are needed by all enforcement personnel and the cost is not negotiable with DOA/OTS.
<b>Is the expenditure of these revenues restricted?</b>	The expenditure of this revenue source is not limited/restricted.

**Form 28434 — 419300CB8T - Crime Lab**

**4193 - Operational Support**

**MEANS OF FINANCING**

	Amount
STATE GENERAL FUND (Direct)	661,670
STATE GENERAL FUND BY:	—
INTERAGENCY TRANSFERS	—
FEES & SELF-GENERATED	—
STATUTORY DEDICATIONS	—
FEDERAL FUNDS	—
<b>TOTAL MEANS OF FINANCING</b>	<b>\$661,670</b>

**EXPENDITURES**

	Amount
Salaries	—
Other Compensation	—
Related Benefits	—
<b>TOTAL PERSONAL SERVICES</b>	<b>—</b>
Travel	—
Operating Services	—
Supplies	—
<b>TOTAL OPERATING EXPENSES</b>	<b>—</b>
<b>PROFESSIONAL SERVICES</b>	<b>—</b>
Other Charges	—
Debt Service	—
Interagency Transfers	661,670
<b>TOTAL OTHER CHARGES</b>	<b>\$661,670</b>
Acquisitions	—
Major Repairs	—
<b>TOTAL ACQ. &amp; MAJOR REPAIRS</b>	<b>—</b>
<b>TOTAL EXPENDITURES</b>	<b>\$661,670</b>

**AUTHORIZED POSITIONS**

	FTE
Classified	—
Unclassified	—
<b>TOTAL AUTHORIZED T.O. POSITIONS</b>	<b>—</b>
<b>TOTAL AUTHORIZED OTHER CHARGES POSITIONS</b>	<b>—</b>
<b>TOTAL NON-T.O. FTE POSITIONS</b>	<b>—</b>

**Statutory Dedications**

	Amount
<b>Total:</b>	<b>—</b>



Question	Narrative Response
<b>Explain the need for this IT request.</b>	Funding is being requested in the IAT category for Firearms Automatic Ballistics Identification software, high-resolution latent prints scanners, and two Case AFIS latent print workstations since these are data-related items that the Office of Technology Services will handle.
<b>Provide details related to this request.</b>	This request for Firearms Automatic Ballistics software includes 3D scanning technology for imaging fired ammunition components to aid in comparing and identifying known source weapons. This technology would allow the firearms unit to pre-screen and conduct analyses using intelligence gained by computer algorithms before comparing items on an optical microscope. The request for high-resolution latent print scanners is to update outdated equipment with a more efficient model. The request for two Case AFIS workstation software would assist Latent Print Examiners with manual comparisons by quickly importing exemplar prints associated with a case and searching latent prints against them. Case AFIS includes case management and documentation features to support the analysis, comparison, and evaluation of complex latent prints, especially those with ambiguous location and orientation. The request for high-resolution latent prints scanners is to update outdated equipment with a more efficient scanner. Funding is being requested in the IAT category since these are data-related items handled by the Office of Technology Services. Firearms Automatic Ballistics Identification System - \$605,495 (10) High-Resolution Latent Print Scanners - \$12,175 (2) Case AFIS latent print workstations - \$44,000 TOTAL - \$661,670
<b>Cite performance indicators for the adjustment.</b>	The request is related to Operational Support's Goal I which states, 'The Operational Support Program will develop innovative initiatives through which the State Police will maintain and improve its effectiveness and quality through accountability.' This request also supports the agency's goal to improve and strengthen the effectiveness of management through planning, forecasting, training, coordinating, and accountability. As outlined in Objective I. 2, The Crime Laboratory will analyze 95% of requests received for analysis and Objective I. 3, The Crime Laboratory will maintain an overall (of all forensic disciplines) analysis average turnaround time of 30 calendar days on requests for analysis received. Technology, equipment and software will assist the Crime Lab in ensuring the quality of analysis will not decrease and current turn around times will not increase.
<b>What would the impact be if this is not funded?</b>	If this initiative is not funded, the department will continue to operate with outdated equipment and software.
<b>Is revenue a fixed amount or can it be adjusted?</b>	State General Fund Direct. The revenue can be adjusted based on the recommended level of expenditures.
<b>Is the expenditure of these revenues restricted?</b>	The expenditure of this revenue source is not limited/restricted.

**Form 28435 — 419300CB8T - PLS Netsuite**

**4193 - Operational Support**

**MEANS OF FINANCING**

	Amount
STATE GENERAL FUND (Direct)	330,000
STATE GENERAL FUND BY:	—
INTERAGENCY TRANSFERS	—
FEES & SELF-GENERATED	—
STATUTORY DEDICATIONS	—
FEDERAL FUNDS	—
<b>TOTAL MEANS OF FINANCING</b>	<b>\$330,000</b>

**EXPENDITURES**

	Amount
Salaries	—
Other Compensation	—
Related Benefits	—
<b>TOTAL PERSONAL SERVICES</b>	<b>—</b>
Travel	—
Operating Services	—
Supplies	—
<b>TOTAL OPERATING EXPENSES</b>	<b>—</b>
<b>PROFESSIONAL SERVICES</b>	<b>—</b>
Other Charges	—
Debt Service	—
Interagency Transfers	330,000
<b>TOTAL OTHER CHARGES</b>	<b>\$330,000</b>
Acquisitions	—
Major Repairs	—
<b>TOTAL ACQ. &amp; MAJOR REPAIRS</b>	<b>—</b>
<b>TOTAL EXPENDITURES</b>	<b>\$330,000</b>

**AUTHORIZED POSITIONS**

	FTE
Classified	—
Unclassified	—
<b>TOTAL AUTHORIZED T.O. POSITIONS</b>	<b>—</b>
<b>TOTAL AUTHORIZED OTHER CHARGES POSITIONS</b>	<b>—</b>
<b>TOTAL NON-T.O. FTE POSITIONS</b>	<b>—</b>

**Statutory Dedications**

	Amount
<b>Total:</b>	<b>—</b>

Question	Narrative Response
<b>Explain the need for this IT request.</b>	Funding is being requested in the IAT category for NetSuite inventory software since this is a data-related item that will be handled by the Office of Technology Services.
<b>Provide details related to this request.</b>	This request is for NetSuite consumable inventory management software application and yearly software maintenance fee. The NetSuite software will enable Police Supply to order and track inventory properly. Police Logistical Services is comprised of Fleet Operations and Police Supply. Fleet Operations oversees all aspects of Department of Public Safety (DPS) vehicles. Police Supply has oversight of the Department's consumable supply warehouse and armory inventory. This includes inventory management of over 500 consumable supply uniform warehouse items, with a total value of over \$1M (DPS and LSP uniforms, holsters, duty belts, collar brass, hats, etc.), over 7,000 armory items (handguns, rifles, shotguns, TASERS, and ballistic vests), and over 500 consumable items for vehicle repair and up-fit. Police Supply uses the inefficient and outdated LaGov platform for consumable inventory management. Funding is being requested in the IAT category since this is a data-related item handled by the Office of Technology Services. One Time Startup Application Fee of NetSuite consumable inventory management software - \$220,000 Yearly Maintenance Fee - \$110,000
<b>Cite performance indicators for the adjustment.</b>	This request is related to State Police Agency Goal II, 'Ensure the department is adequately staffed, equipped, and trained to accomplish its mission.
<b>What would the impact be if this is not funded?</b>	If this initiative is not funded, the department will continue to spend unnecessary dollars by over-ordering or losing consumable items to expiration.
<b>Is revenue a fixed amount or can it be adjusted?</b>	The revenue requested cannot be adjusted based on the recommended level of expenditures. This is the amount required for the inventory management software.
<b>Is the expenditure of these revenues restricted?</b>	State General Fund Direct. The expenditure of this revenue source is not limited/restricted.

**Form 28439 — 419300CB8T - AFIS**

**4193 - Operational Support**

**MEANS OF FINANCING**

	Amount
STATE GENERAL FUND (Direct)	1,480,884
STATE GENERAL FUND BY:	—
INTERAGENCY TRANSFERS	—
FEES & SELF-GENERATED	—
STATUTORY DEDICATIONS	—
FEDERAL FUNDS	—
<b>TOTAL MEANS OF FINANCING</b>	<b>\$1,480,884</b>

**EXPENDITURES**

	Amount
Salaries	—
Other Compensation	—
Related Benefits	—
<b>TOTAL PERSONAL SERVICES</b>	<b>—</b>
Travel	—
Operating Services	—
Supplies	—
<b>TOTAL OPERATING EXPENSES</b>	<b>—</b>
<b>PROFESSIONAL SERVICES</b>	<b>—</b>
Other Charges	—
Debt Service	—
Interagency Transfers	1,480,884
<b>TOTAL OTHER CHARGES</b>	<b>\$1,480,884</b>
Acquisitions	—
Major Repairs	—
<b>TOTAL ACQ. &amp; MAJOR REPAIRS</b>	<b>—</b>
<b>TOTAL EXPENDITURES</b>	<b>\$1,480,884</b>

**AUTHORIZED POSITIONS**

	FTE
Classified	—
Unclassified	—
<b>TOTAL AUTHORIZED T.O. POSITIONS</b>	<b>—</b>
<b>TOTAL AUTHORIZED OTHER CHARGES POSITIONS</b>	<b>—</b>
<b>TOTAL NON-T.O. FTE POSITIONS</b>	<b>—</b>

**Statutory Dedications**

	Amount
<b>Total:</b>	<b>—</b>

Question	Narrative Response
<b>Explain the need for this IT request.</b>	Funding is being requested in the IAT category annually for upgrades to the current Automated Fingerprint Identification System (AFIS) since it is a data-related item that the Office of Technology Services will handle.
<b>Provide details related to this request.</b>	Funding is being requested for upgrades to the existing AFIS Fingerprint System, including all hardware, software, and cloud storage. Funding is being requested in the IAT category since this is a data-related item handled by the Office of Technology Services. AFIS Hardware cost - \$1,447,774 x 5% financing - \$72,388 Subtotal - \$1,520,162 5 years financing TOTAL IPM - \$304,032 Additional amount requested for Software, Project Management, and Cloud Storage - \$2,402,226 Total AFIS upgrade amount - \$2,706,258 Current maintenance contract amount - (\$1,225,374) TOTAL OTS REQUESTED AMOUNT - \$1,480,884
<b>Cite performance indicators for the adjustment.</b>	This request is related to State Police Agency Goal II, ensure the Department is adequately staffed, equipped, and trained to accomplish its mission and Goal VII.
<b>What would the impact be if this is not funded?</b>	If this initiative is not funded, the department will continue to operate with outdated, slow, and inaccurate equipment.
<b>Is revenue a fixed amount or can it be adjusted?</b>	State General Fund Direct. The revenue requested cannot be adjusted based on the recommended level of expenditures.
<b>Is the expenditure of these revenues restricted?</b>	The expenditure of this revenue source is not limited/restricted.



This page has been intentionally left blank

# Technical and Other Adjustments

## AGENCY SUMMARY STATEMENT

### Total Agency

Means of Financing	Existing Operating Budget as of 10/01/2023	FY2024-2025 Requested Continuation Adjustment	FY2024-2025 Requested in this Adjustment Package	FY2024-2025 Requested Realignment
STATE GENERAL FUND (Direct)	60,618,694	34,292,026	—	94,910,720
STATE GENERAL FUND BY:	—	—	—	—
INTERAGENCY TRANSFERS	30,739,249	2,506,555	—	33,245,804
FEES & SELF-GENERATED	204,602,564	(694,333)	—	203,908,231
STATUTORY DEDICATIONS	102,322,905	—	—	102,322,905
FEDERAL FUNDS	14,134,908	(240,750)	—	13,894,158
<b>TOTAL MEANS OF FINANCING</b>	<b>\$412,418,320</b>	<b>\$35,863,498</b>	<b>—</b>	<b>\$448,281,818</b>
Salaries	151,927,484	16,211,065	—	168,138,549
Other Compensation	4,870,161	3,144,520	—	8,014,681
Related Benefits	109,740,186	6,373,751	—	116,113,937
<b>TOTAL PERSONAL SERVICES</b>	<b>\$266,537,831</b>	<b>\$25,729,336</b>	<b>—</b>	<b>\$292,267,167</b>
Travel	1,700,421	390,966	—	2,091,387
Operating Services	23,038,567	10,956,942	—	33,995,509
Supplies	15,754,111	1,096,783	—	16,850,894
<b>TOTAL OPERATING EXPENSES</b>	<b>\$40,493,099</b>	<b>\$12,444,691</b>	<b>—</b>	<b>\$52,937,790</b>
<b>PROFESSIONAL SERVICES</b>	<b>\$3,023,293</b>	<b>\$(2,164,250)</b>	<b>—</b>	<b>\$859,043</b>
Other Charges	42,513,673	4,143,501	—	46,657,174
Debt Service	—	—	—	—
Interagency Transfers	42,011,235	7,542,597	—	49,553,832
<b>TOTAL OTHER CHARGES</b>	<b>\$84,524,908</b>	<b>\$11,686,098</b>	<b>—</b>	<b>\$96,211,006</b>
Acquisitions	17,839,189	(14,058,362)	—	3,780,827
Major Repairs	—	2,225,985	—	2,225,985
<b>TOTAL ACQ. &amp; MAJOR REPAIRS</b>	<b>\$17,839,189</b>	<b>\$(11,832,377)</b>	<b>—</b>	<b>\$6,006,812</b>
<b>TOTAL EXPENDITURES</b>	<b>\$412,418,320</b>	<b>\$35,863,498</b>	<b>—</b>	<b>\$448,281,818</b>
Classified	1,769	24	—	1,793
Unclassified	12	—	—	12
<b>TOTAL AUTHORIZED T.O. POSITIONS</b>	<b>1,781</b>	<b>24</b>	<b>—</b>	<b>1,805</b>
<b>TOTAL AUTHORIZED OTHER CHARGES POSITIONS</b>	<b>—</b>	<b>—</b>	<b>—</b>	<b>—</b>
<b>TOTAL NON-T.O. FTE POSITIONS</b>	<b>43</b>	<b>—</b>	<b>—</b>	<b>43</b>



**PROGRAM BREAKOUT**

Means of Financing	Requested in this Adjustment Package	4191 Traffic Enforcement	4192 Criminal Investigation	4193 Operational Support	4194 Gaming Enforcement
STATE GENERAL FUND (Direct)	—	—	—	—	—
STATE GENERAL FUND BY:	—	—	—	—	—
INTERAGENCY TRANSFERS	—	—	—	—	—
FEES & SELF-GENERATED	—	—	—	—	—
STATUTORY DEDICATIONS	—	—	—	—	—
FEDERAL FUNDS	—	—	—	—	—
<b>TOTAL MEANS OF FINANCING</b>	<b>—</b>	<b>—</b>	<b>—</b>	<b>—</b>	<b>—</b>
Salaries	—	—	—	—	—
Other Compensation	—	—	—	—	—
Related Benefits	—	—	—	—	—
<b>TOTAL SALARIES</b>	<b>—</b>	<b>—</b>	<b>—</b>	<b>—</b>	<b>—</b>
Travel	—	—	—	—	—
Operating Services	—	—	—	—	—
Supplies	—	—	—	—	—
<b>TOTAL OPERATING EXPENSES</b>	<b>—</b>	<b>—</b>	<b>—</b>	<b>—</b>	<b>—</b>
<b>PROFESSIONAL SERVICES</b>	<b>—</b>	<b>—</b>	<b>—</b>	<b>—</b>	<b>—</b>
Other Charges	—	—	—	—	—
Debt Service	—	—	—	—	—
Interagency Transfers	—	—	—	—	—
<b>TOTAL OTHER CHARGES</b>	<b>—</b>	<b>—</b>	<b>—</b>	<b>—</b>	<b>—</b>
Acquisitions	—	—	—	—	—
Major Repairs	—	—	—	—	—
<b>TOTAL ACQ. &amp; MAJOR REPAIRS</b>	<b>—</b>	<b>—</b>	<b>—</b>	<b>—</b>	<b>—</b>
<b>TOTAL EXPENDITURES &amp; REQUEST</b>	<b>—</b>	<b>—</b>	<b>—</b>	<b>—</b>	<b>—</b>
Classified	—	—	—	—	—
Unclassified	—	—	—	—	—
<b>TOTAL AUTHORIZED T.O. POSITIONS</b>	<b>—</b>	<b>—</b>	<b>—</b>	<b>—</b>	<b>—</b>
<b>TOTAL AUTHORIZED OTHER CHARGES POSITIONS</b>	<b>—</b>	<b>—</b>	<b>—</b>	<b>—</b>	<b>—</b>
<b>TOTAL NON-T.O. FTE POSITIONS</b>	<b>—</b>	<b>—</b>	<b>—</b>	<b>—</b>	<b>—</b>

**PROGRAM SUMMARY STATEMENT**

**4191 - Traffic Enforcement**

Means of Financing	Existing Operating Budget as of 10/01/2023	FY2024-2025 Requested Continuation Adjustment	FY2024-2025 Requested in this Adjustment Package	FY2024-2025 Requested Realignment
STATE GENERAL FUND (Direct)	30,151,511	22,048,833	—	52,200,344
STATE GENERAL FUND BY:	—	—	—	—
INTERAGENCY TRANSFERS	10,021,954	(42,870)	—	9,979,084
FEES & SELF-GENERATED	71,252,411	(58,723)	—	71,193,688
STATUTORY DEDICATIONS	55,827,723	—	—	55,827,723
FEDERAL FUNDS	6,390,560	(240,750)	—	6,149,810
<b>TOTAL MEANS OF FINANCING</b>	<b>\$173,644,159</b>	<b>\$21,706,490</b>	<b>—</b>	<b>\$195,350,649</b>
Salaries	86,178,785	9,989,705	—	96,168,490
Other Compensation	2,159,172	1,004,667	—	3,163,839
Related Benefits	55,046,716	4,276,216	—	59,322,932
<b>TOTAL PERSONAL SERVICES</b>	<b>\$143,384,673</b>	<b>\$15,270,588</b>	<b>—</b>	<b>\$158,655,261</b>
Travel	457,900	10,308	—	468,208
Operating Services	2,952,340	627,751	—	3,580,091
Supplies	2,271,838	582,308	—	2,854,146
<b>TOTAL OPERATING EXPENSES</b>	<b>\$5,682,078</b>	<b>\$1,220,367</b>	<b>—</b>	<b>\$6,902,445</b>
<b>PROFESSIONAL SERVICES</b>	<b>\$205,050</b>	<b>\$72,964</b>	<b>—</b>	<b>\$278,014</b>
Other Charges	17,036,816	(291,470)	—	16,745,346
Debt Service	—	—	—	—
Interagency Transfers	5,077,597	3,772,873	—	8,850,470
<b>TOTAL OTHER CHARGES</b>	<b>\$22,114,413</b>	<b>\$3,481,403</b>	<b>—</b>	<b>\$25,595,816</b>
Acquisitions	2,257,945	431,063	—	2,689,008
Major Repairs	—	1,230,105	—	1,230,105
<b>TOTAL ACQ. &amp; MAJOR REPAIRS</b>	<b>\$2,257,945</b>	<b>\$1,661,168</b>	<b>—</b>	<b>\$3,919,113</b>
<b>TOTAL EXPENDITURES</b>	<b>\$173,644,159</b>	<b>\$21,706,490</b>	<b>—</b>	<b>\$195,350,649</b>
Classified	956	1	—	957
Unclassified	3	—	—	3
<b>TOTAL AUTHORIZED T.O. POSITIONS</b>	<b>959</b>	<b>1</b>	<b>—</b>	<b>960</b>
<b>TOTAL AUTHORIZED OTHER CHARGES POSITIONS</b>	<b>—</b>	<b>—</b>	<b>—</b>	<b>—</b>
<b>TOTAL NON-T.O. FTE POSITIONS</b>	<b>17</b>	<b>—</b>	<b>—</b>	<b>17</b>

4192 - Criminal Investigation

Means of Financing	Existing Operating Budget as of 10/01/2023	FY2024-2025 Requested Continuation Adjustment	FY2024-2025 Requested in this Adjustment Package	FY2024-2025 Requested Realignment
STATE GENERAL FUND (Direct)	3,828,714	1,448,900	—	5,277,614
STATE GENERAL FUND BY:	—	—	—	—
INTERAGENCY TRANSFERS	849,949	—	—	849,949
FEES & SELF-GENERATED	15,608,736	—	—	15,608,736
STATUTORY DEDICATIONS	16,938,379	—	—	16,938,379
FEDERAL FUNDS	1,456,157	—	—	1,456,157
<b>TOTAL MEANS OF FINANCING</b>	<b>\$38,681,935</b>	<b>\$1,448,900</b>	<b>—</b>	<b>\$40,130,835</b>
Salaries	19,192,751	1,069,176	—	20,261,927
Other Compensation	841,685	332,773	—	1,174,458
Related Benefits	14,063,030	332,636	—	14,395,666
<b>TOTAL PERSONAL SERVICES</b>	<b>\$34,097,466</b>	<b>\$1,734,585</b>	<b>—</b>	<b>\$35,832,051</b>
Travel	665,300	54,972	—	720,272
Operating Services	1,104,671	102,859	—	1,207,530
Supplies	380,388	13,061	—	393,449
<b>TOTAL OPERATING EXPENSES</b>	<b>\$2,150,359</b>	<b>\$170,892</b>	<b>—</b>	<b>\$2,321,251</b>
<b>PROFESSIONAL SERVICES</b>	<b>\$22,000</b>	<b>\$495</b>	<b>—</b>	<b>\$22,495</b>
Other Charges	837,606	—	—	837,606
Debt Service	—	—	—	—
Interagency Transfers	937,182	17,250	—	954,432
<b>TOTAL OTHER CHARGES</b>	<b>\$1,774,788</b>	<b>\$17,250</b>	<b>—</b>	<b>\$1,792,038</b>
Acquisitions	637,322	(602,322)	—	35,000
Major Repairs	—	128,000	—	128,000
<b>TOTAL ACQ. &amp; MAJOR REPAIRS</b>	<b>\$637,322</b>	<b>\$(474,322)</b>	<b>—</b>	<b>\$163,000</b>
<b>TOTAL EXPENDITURES</b>	<b>\$38,681,935</b>	<b>\$1,448,900</b>	<b>—</b>	<b>\$40,130,835</b>
Classified	201	15	—	216
Unclassified	—	—	—	—
<b>TOTAL AUTHORIZED T.O. POSITIONS</b>	<b>201</b>	<b>15</b>	<b>—</b>	<b>216</b>
<b>TOTAL AUTHORIZED OTHER CHARGES POSITIONS</b>	<b>—</b>	<b>—</b>	<b>—</b>	<b>—</b>
<b>TOTAL NON-T.O. FTE POSITIONS</b>	<b>1</b>	<b>—</b>	<b>—</b>	<b>1</b>

4193 - Operational Support

Means of Financing	Existing Operating Budget as of 10/01/2023	FY2024-2025 Requested Continuation Adjustment	FY2024-2025 Requested in this Adjustment Package	FY2024-2025 Requested Realignment
STATE GENERAL FUND (Direct)	25,388,469	7,797,261	—	33,185,730
STATE GENERAL FUND BY:	—	—	—	—
INTERAGENCY TRANSFERS	19,867,346	2,549,425	—	22,416,771
FEES & SELF-GENERATED	107,587,382	(635,610)	—	106,951,772
STATUTORY DEDICATIONS	8,565,004	—	—	8,565,004
FEDERAL FUNDS	6,288,191	—	—	6,288,191
<b>TOTAL MEANS OF FINANCING</b>	<b>\$167,696,392</b>	<b>\$9,711,076</b>	<b>—</b>	<b>\$177,407,468</b>
Salaries	31,319,651	3,431,840	—	34,751,491
Other Compensation	1,468,798	1,821,000	—	3,289,798
Related Benefits	27,999,706	512,135	—	28,511,841
<b>TOTAL PERSONAL SERVICES</b>	<b>\$60,788,155</b>	<b>\$5,764,975</b>	<b>—</b>	<b>\$66,553,130</b>
Travel	478,285	323,458	—	801,743
Operating Services	17,850,791	10,200,889	—	28,051,680
Supplies	12,912,153	497,144	—	13,409,297
<b>TOTAL OPERATING EXPENSES</b>	<b>\$31,241,229</b>	<b>\$11,021,491</b>	<b>—</b>	<b>\$42,262,720</b>
<b>PROFESSIONAL SERVICES</b>	<b>\$2,533,873</b>	<b>\$(2,243,612)</b>	<b>—</b>	<b>\$290,261</b>
Other Charges	24,336,451	4,434,971	—	28,771,422
Debt Service	—	—	—	—
Interagency Transfers	33,852,762	3,752,474	—	37,605,236
<b>TOTAL OTHER CHARGES</b>	<b>\$58,189,213</b>	<b>\$8,187,445</b>	<b>—</b>	<b>\$66,376,658</b>
Acquisitions	14,943,922	(13,887,103)	—	1,056,819
Major Repairs	—	867,880	—	867,880
<b>TOTAL ACQ. &amp; MAJOR REPAIRS</b>	<b>\$14,943,922</b>	<b>\$(13,019,223)</b>	<b>—</b>	<b>\$1,924,699</b>
<b>TOTAL EXPENDITURES</b>	<b>\$167,696,392</b>	<b>\$9,711,076</b>	<b>—</b>	<b>\$177,407,468</b>
Classified	401	8	—	409
Unclassified	9	—	—	9
<b>TOTAL AUTHORIZED T.O. POSITIONS</b>	<b>410</b>	<b>8</b>	<b>—</b>	<b>418</b>
<b>TOTAL AUTHORIZED OTHER CHARGES POSITIONS</b>	<b>—</b>	<b>—</b>	<b>—</b>	<b>—</b>
<b>TOTAL NON-T.O. FTE POSITIONS</b>	<b>25</b>	<b>—</b>	<b>—</b>	<b>25</b>

4194 - Gaming Enforcement

Means of Financing	Existing Operating Budget as of 10/01/2023	FY2024-2025 Requested Continuation Adjustment	FY2024-2025 Requested in this Adjustment Package	FY2024-2025 Requested Realignment
STATE GENERAL FUND (Direct)	1,250,000	2,997,032	—	4,247,032
STATE GENERAL FUND BY:	—	—	—	—
INTERAGENCY TRANSFERS	—	—	—	—
FEES & SELF-GENERATED	10,154,035	—	—	10,154,035
STATUTORY DEDICATIONS	20,991,799	—	—	20,991,799
FEDERAL FUNDS	—	—	—	—
<b>TOTAL MEANS OF FINANCING</b>	<b>\$32,395,834</b>	<b>\$2,997,032</b>	<b>—</b>	<b>\$35,392,866</b>
Salaries	15,236,297	1,720,344	—	16,956,641
Other Compensation	400,506	(13,920)	—	386,586
Related Benefits	12,630,734	1,252,764	—	13,883,498
<b>TOTAL PERSONAL SERVICES</b>	<b>\$28,267,537</b>	<b>\$2,959,188</b>	<b>—</b>	<b>\$31,226,725</b>
Travel	98,936	2,228	—	101,164
Operating Services	1,130,765	25,443	—	1,156,208
Supplies	189,732	4,270	—	194,002
<b>TOTAL OPERATING EXPENSES</b>	<b>\$1,419,433</b>	<b>\$31,941</b>	<b>—</b>	<b>\$1,451,374</b>
<b>PROFESSIONAL SERVICES</b>	<b>\$262,370</b>	<b>\$5,903</b>	<b>—</b>	<b>\$268,273</b>
Other Charges	302,800	—	—	302,800
Debt Service	—	—	—	—
Interagency Transfers	2,143,694	—	—	2,143,694
<b>TOTAL OTHER CHARGES</b>	<b>\$2,446,494</b>	<b>—</b>	<b>—</b>	<b>\$2,446,494</b>
Acquisitions	—	—	—	—
Major Repairs	—	—	—	—
<b>TOTAL ACQ. &amp; MAJOR REPAIRS</b>	<b>—</b>	<b>—</b>	<b>—</b>	<b>—</b>
<b>TOTAL EXPENDITURES</b>	<b>\$32,395,834</b>	<b>\$2,997,032</b>	<b>—</b>	<b>\$35,392,866</b>
Classified	211	—	—	211
Unclassified	—	—	—	—
<b>TOTAL AUTHORIZED T.O. POSITIONS</b>	<b>211</b>	<b>—</b>	<b>—</b>	<b>211</b>
<b>TOTAL AUTHORIZED OTHER CHARGES POSITIONS</b>	<b>—</b>	<b>—</b>	<b>—</b>	<b>—</b>
<b>TOTAL NON-T.O. FTE POSITIONS</b>	<b>—</b>	<b>—</b>	<b>—</b>	<b>—</b>



This page has been intentionally left blank

# New or Expanded Requests

## AGENCY SUMMARY STATEMENT

### Total Agency

Means of Financing and Expenditures	Existing Operating Budget as of 10/01/2023	FY2024-2025 Requested Continuation Adjustment	FY2024-2025 Requested in Technical/Other Package	FY2024-2025 Requested New/Expanded	FY2024-2025 Requested Realignment
STATE GENERAL FUND (Direct)	60,618,694	34,292,026	—	—	94,910,720
STATE GENERAL FUND BY:	—	—	—	—	—
INTERAGENCY TRANSFERS	30,739,249	2,506,555	—	—	33,245,804
FEES & SELF-GENERATED	204,602,564	(694,333)	—	—	203,908,231
STATUTORY DEDICATIONS	102,322,905	—	—	—	102,322,905
FEDERAL FUNDS	14,134,908	(240,750)	—	—	13,894,158
<b>TOTAL MEANS OF FINANCING</b>	<b>\$412,418,320</b>	<b>\$35,863,498</b>	<b>—</b>	<b>—</b>	<b>\$448,281,818</b>
Salaries	151,927,484	16,211,065	—	—	168,138,549
Other Compensation	4,870,161	3,144,520	—	—	8,014,681
Related Benefits	109,740,186	6,373,751	—	—	116,113,937
<b>TOTAL PERSONAL SERVICES</b>	<b>\$266,537,831</b>	<b>\$25,729,336</b>	<b>—</b>	<b>—</b>	<b>\$292,267,167</b>
Travel	1,700,421	390,966	—	—	2,091,387
Operating Services	23,038,567	10,956,942	—	—	33,995,509
Supplies	15,754,111	1,096,783	—	—	16,850,894
<b>TOTAL OPERATING EXPENSES</b>	<b>\$40,493,099</b>	<b>\$12,444,691</b>	<b>—</b>	<b>—</b>	<b>\$52,937,790</b>
<b>PROFESSIONAL SERVICES</b>	<b>\$3,023,293</b>	<b>\$(2,164,250)</b>	<b>—</b>	<b>—</b>	<b>\$859,043</b>
Other Charges	42,513,673	4,143,501	—	—	46,657,174
Debt Service	—	—	—	—	—
Interagency Transfers	42,011,235	7,542,597	—	—	49,553,832
<b>TOTAL OTHER CHARGES</b>	<b>\$84,524,908</b>	<b>\$11,686,098</b>	<b>—</b>	<b>—</b>	<b>\$96,211,006</b>
Acquisitions	17,839,189	(14,058,362)	—	—	3,780,827
Major Repairs	—	2,225,985	—	—	2,225,985
<b>TOTAL ACQ. &amp; MAJOR REPAIRS</b>	<b>\$17,839,189</b>	<b>\$(11,832,377)</b>	<b>—</b>	<b>—</b>	<b>\$6,006,812</b>
<b>TOTAL EXPENDITURES</b>	<b>\$412,418,320</b>	<b>\$35,863,498</b>	<b>—</b>	<b>—</b>	<b>\$448,281,818</b>
Classified	1,769	24	—	—	1,793
Unclassified	12	—	—	—	12
TOTAL AUTHORIZED T.O. POSITIONS	1,781	24	—	—	1,805
TOTAL AUTHORIZED OTHER CHARGES POSITIONS	—	—	—	—	—
TOTAL NON-T.O. FTE POSITIONS	43	—	—	—	43



**Fees and Self-Generated**

Description	Existing Operating Budget as of 10/01/2023	FY2024-2025 Requested Continuation Adjustment	FY2024-2025 Requested in Technical/Other Package	FY2024-2025 Requested New/Expanded	FY2024-2025 Requested Realignment
Concealed Handgun Permit Fund	4,400,000	—	—	—	4,400,000
Criminal Identification and Information	6,500,000	—	—	—	6,500,000
Explosives Trust Fund	251,182	—	—	—	251,182
Fees & Self-generated	156,057,589	(722,146)	—	—	155,335,443
Insurance Fraud Investigation Fund	5,187,785	—	—	—	5,187,785
Insurance Verification System Fund	29,334,065	—	—	—	29,334,065
Louisiana Towing and Storage Fund	300,000	—	—	—	300,000
Motorcycle Safety & Operator Train. Prog	292,000	27,813	—	—	319,813
Public Safety DWI Testing	440,825	—	—	—	440,825
Right to Know Fund	26,069	—	—	—	26,069
Sex Offender Registry Technology Fund	25,000	—	—	—	25,000
Unified Carrier Registration Agreement	1,788,049	—	—	—	1,788,049
<b>Total:</b>	<b>\$204,602,564</b>	<b>\$(694,333)</b>	<b>—</b>	<b>—</b>	<b>\$203,908,231</b>

**Statutory Dedications**

Description	Existing Operating Budget as of 10/01/2023	FY2024-2025 Requested Continuation Adjustment	FY2024-2025 Requested in Technical/Other Package	FY2024-2025 Requested New/Expanded	FY2024-2025 Requested Realignment
DPS Peace Officers Fund	249,000	—	—	—	249,000
Hazardous Materials Emergency Response	106,453	—	—	—	106,453
Louisiana State Police Salary Fund	29,800,000	—	—	—	29,800,000
Natural Resource Restoration Trust Fund	2,175,000	—	—	—	2,175,000
Oil Spill Contingency Fund	7,506,563	—	—	—	7,506,563
Pari-mutuel Live Racing Facility Gaming	1,952,084	—	—	—	1,952,084
Riverboat Gaming Enforcement Fund	49,858,645	—	—	—	49,858,645
Sports Wagering Enforcement Fund	1,700,000	—	—	—	1,700,000
Tobacco Tax Health Care Fund	3,662,986	—	—	—	3,662,986
Underground Damages Prevention Fund	15,000	—	—	—	15,000
Video Draw Poker Device Fund	5,297,174	—	—	—	5,297,174
<b>Total:</b>	<b>\$102,322,905</b>	<b>—</b>	<b>—</b>	<b>—</b>	<b>\$102,322,905</b>

**PROGRAM SUMMARY STATEMENT**

**4191 - Traffic Enforcement**

Means of Financing and Expenditures	Existing Operating Budget as of 10/01/2023	FY2024-2025 Requested Continuation Adjustment	FY2024-2025 Requested in Technical/Other Package	FY2024-2025 Requested New/Expanded	FY2024-2025 Requested Realignment
STATE GENERAL FUND (Direct)	30,151,511	22,048,833	—	—	52,200,344
STATE GENERAL FUND BY:	—	—	—	—	—
INTERAGENCY TRANSFERS	10,021,954	(42,870)	—	—	9,979,084
FEES & SELF-GENERATED	71,252,411	(58,723)	—	—	71,193,688
STATUTORY DEDICATIONS	55,827,723	—	—	—	55,827,723
FEDERAL FUNDS	6,390,560	(240,750)	—	—	6,149,810
<b>TOTAL MEANS OF FINANCING</b>	<b>\$173,644,159</b>	<b>\$21,706,490</b>	<b>—</b>	<b>—</b>	<b>\$195,350,649</b>
Salaries	86,178,785	9,989,705	—	—	96,168,490
Other Compensation	2,159,172	1,004,667	—	—	3,163,839
Related Benefits	55,046,716	4,276,216	—	—	59,322,932
<b>TOTAL PERSONAL SERVICES</b>	<b>\$143,384,673</b>	<b>\$15,270,588</b>	<b>—</b>	<b>—</b>	<b>\$158,655,261</b>
Travel	457,900	10,308	—	—	468,208
Operating Services	2,952,340	627,751	—	—	3,580,091
Supplies	2,271,838	582,308	—	—	2,854,146
<b>TOTAL OPERATING EXPENSES</b>	<b>\$5,682,078</b>	<b>\$1,220,367</b>	<b>—</b>	<b>—</b>	<b>\$6,902,445</b>
<b>PROFESSIONAL SERVICES</b>	<b>\$205,050</b>	<b>\$72,964</b>	<b>—</b>	<b>—</b>	<b>\$278,014</b>
Other Charges	17,036,816	(291,470)	—	—	16,745,346
Debt Service	—	—	—	—	—
Interagency Transfers	5,077,597	3,772,873	—	—	8,850,470
<b>TOTAL OTHER CHARGES</b>	<b>\$22,114,413</b>	<b>\$3,481,403</b>	<b>—</b>	<b>—</b>	<b>\$25,595,816</b>
Acquisitions	2,257,945	431,063	—	—	2,689,008
Major Repairs	—	1,230,105	—	—	1,230,105
<b>TOTAL ACQ. &amp; MAJOR REPAIRS</b>	<b>\$2,257,945</b>	<b>\$1,661,168</b>	<b>—</b>	<b>—</b>	<b>\$3,919,113</b>
<b>TOTAL EXPENDITURES</b>	<b>\$173,644,159</b>	<b>\$21,706,490</b>	<b>—</b>	<b>—</b>	<b>\$195,350,649</b>
Classified	956	1	—	—	957
Unclassified	3	—	—	—	3
TOTAL AUTHORIZED T.O. POSITIONS	959	1	—	—	960
TOTAL AUTHORIZED OTHER CHARGES POSITIONS	—	—	—	—	—
TOTAL NON-T.O. FTE POSITIONS	17	—	—	—	17

**Fees and Self-Generated**

Description	Existing Operating Budget as of 10/01/2023	FY2024-2025 Requested Continuation Adjustment	FY2024-2025 Requested in Technical/Other Package	FY2024-2025 Requested New/Expanded	FY2024-2025 Requested Realignment
Explosives Trust Fund	251,182	—	—	—	251,182
Fees & Self-generated	52,410,460	(86,536)	—	—	52,323,924
Insurance Verification System Fund	16,184,651	—	—	—	16,184,651
Louisiana Towing and Storage Fund	300,000	—	—	—	300,000
Motorcycle Safety & Operator Train. Prog	292,000	27,813	—	—	319,813
Right to Know Fund	26,069	—	—	—	26,069
Unified Carrier Registration Agreement	1,788,049	—	—	—	1,788,049
<b>Total:</b>	<b>\$71,252,411</b>	<b>\$(58,723)</b>	<b>—</b>	<b>—</b>	<b>\$71,193,688</b>

**Statutory Dedications**

Description	Existing Operating Budget as of 10/01/2023	FY2024-2025 Requested Continuation Adjustment	FY2024-2025 Requested in Technical/Other Package	FY2024-2025 Requested New/Expanded	FY2024-2025 Requested Realignment
Hazardous Materials Emergency Response	106,453	—	—	—	106,453
Louisiana State Police Salary Fund	10,190,033	—	—	—	10,190,033
Natural Resource Restoration Trust Fund	2,175,000	—	—	—	2,175,000
Oil Spill Contingency Fund	7,506,563	—	—	—	7,506,563
Riverboat Gaming Enforcement Fund	35,272,815	—	—	—	35,272,815
Tobacco Tax Health Care Fund	561,859	—	—	—	561,859
Underground Damages Prevention Fund	15,000	—	—	—	15,000
<b>Total:</b>	<b>\$55,827,723</b>	<b>—</b>	<b>—</b>	<b>—</b>	<b>\$55,827,723</b>

4192 - Criminal Investigation

Means of Financing and Expenditures	Existing Operating Budget as of 10/01/2023	FY2024-2025 Requested Continuation Adjustment	FY2024-2025 Requested in Technical/Other Package	FY2024-2025 Requested New/Expanded	FY2024-2025 Requested Realignment
STATE GENERAL FUND (Direct)	3,828,714	1,448,900	—	—	5,277,614
STATE GENERAL FUND BY:	—	—	—	—	—
INTERAGENCY TRANSFERS	849,949	—	—	—	849,949
FEES & SELF-GENERATED	15,608,736	—	—	—	15,608,736
STATUTORY DEDICATIONS	16,938,379	—	—	—	16,938,379
FEDERAL FUNDS	1,456,157	—	—	—	1,456,157
<b>TOTAL MEANS OF FINANCING</b>	<b>\$38,681,935</b>	<b>\$1,448,900</b>	<b>—</b>	<b>—</b>	<b>\$40,130,835</b>
Salaries	19,192,751	1,069,176	—	—	20,261,927
Other Compensation	841,685	332,773	—	—	1,174,458
Related Benefits	14,063,030	332,636	—	—	14,395,666
<b>TOTAL PERSONAL SERVICES</b>	<b>\$34,097,466</b>	<b>\$1,734,585</b>	<b>—</b>	<b>—</b>	<b>\$35,832,051</b>
Travel	665,300	54,972	—	—	720,272
Operating Services	1,104,671	102,859	—	—	1,207,530
Supplies	380,388	13,061	—	—	393,449
<b>TOTAL OPERATING EXPENSES</b>	<b>\$2,150,359</b>	<b>\$170,892</b>	<b>—</b>	<b>—</b>	<b>\$2,321,251</b>
<b>PROFESSIONAL SERVICES</b>	<b>\$22,000</b>	<b>\$495</b>	<b>—</b>	<b>—</b>	<b>\$22,495</b>
Other Charges	837,606	—	—	—	837,606
Debt Service	—	—	—	—	—
Interagency Transfers	937,182	17,250	—	—	954,432
<b>TOTAL OTHER CHARGES</b>	<b>\$1,774,788</b>	<b>\$17,250</b>	<b>—</b>	<b>—</b>	<b>\$1,792,038</b>
Acquisitions	637,322	(602,322)	—	—	35,000
Major Repairs	—	128,000	—	—	128,000
<b>TOTAL ACQ. &amp; MAJOR REPAIRS</b>	<b>\$637,322</b>	<b>\$(474,322)</b>	<b>—</b>	<b>—</b>	<b>\$163,000</b>
<b>TOTAL EXPENDITURES</b>	<b>\$38,681,935</b>	<b>\$1,448,900</b>	<b>—</b>	<b>—</b>	<b>\$40,130,835</b>
Classified	201	15	—	—	216
Unclassified	—	—	—	—	—
TOTAL AUTHORIZED T.O. POSITIONS	201	15	—	—	216
TOTAL AUTHORIZED OTHER CHARGES POSITIONS	—	—	—	—	—
TOTAL NON-T.O. FTE POSITIONS	1	—	—	—	1

**Fees and Self-Generated**

Description	Existing Operating Budget as of 10/01/2023	FY2024-2025 Requested Continuation Adjustment	FY2024-2025 Requested in Technical/Other Package	FY2024-2025 Requested New/Expanded	FY2024-2025 Requested Realignment
Fees & Self-generated	4,414,112	—	—	—	4,414,112
Insurance Fraud Investigation Fund	4,807,802	—	—	—	4,807,802
Insurance Verification System Fund	6,386,822	—	—	—	6,386,822
<b>Total:</b>	<b>\$15,608,736</b>	<b>—</b>	<b>—</b>	<b>—</b>	<b>\$15,608,736</b>

**Statutory Dedications**

Description	Existing Operating Budget as of 10/01/2023	FY2024-2025 Requested Continuation Adjustment	FY2024-2025 Requested in Technical/Other Package	FY2024-2025 Requested New/Expanded	FY2024-2025 Requested Realignment
Louisiana State Police Salary Fund	14,513,884	—	—	—	14,513,884
Riverboat Gaming Enforcement Fund	2,424,495	—	—	—	2,424,495
<b>Total:</b>	<b>\$16,938,379</b>	<b>—</b>	<b>—</b>	<b>—</b>	<b>\$16,938,379</b>

4193 - Operational Support

Means of Financing and Expenditures	Existing Operating Budget as of 10/01/2023	FY2024-2025 Requested Continuation Adjustment	FY2024-2025 Requested in Technical/Other Package	FY2024-2025 Requested New/Expanded	FY2024-2025 Requested Realignment
STATE GENERAL FUND (Direct)	25,388,469	7,797,261	—	—	33,185,730
STATE GENERAL FUND BY:	—	—	—	—	—
INTERAGENCY TRANSFERS	19,867,346	2,549,425	—	—	22,416,771
FEES & SELF-GENERATED	107,587,382	(635,610)	—	—	106,951,772
STATUTORY DEDICATIONS	8,565,004	—	—	—	8,565,004
FEDERAL FUNDS	6,288,191	—	—	—	6,288,191
<b>TOTAL MEANS OF FINANCING</b>	<b>\$167,696,392</b>	<b>\$9,711,076</b>	<b>—</b>	<b>—</b>	<b>\$177,407,468</b>
Salaries	31,319,651	3,431,840	—	—	34,751,491
Other Compensation	1,468,798	1,821,000	—	—	3,289,798
Related Benefits	27,999,706	512,135	—	—	28,511,841
<b>TOTAL PERSONAL SERVICES</b>	<b>\$60,788,155</b>	<b>\$5,764,975</b>	<b>—</b>	<b>—</b>	<b>\$66,553,130</b>
Travel	478,285	323,458	—	—	801,743
Operating Services	17,850,791	10,200,889	—	—	28,051,680
Supplies	12,912,153	497,144	—	—	13,409,297
<b>TOTAL OPERATING EXPENSES</b>	<b>\$31,241,229</b>	<b>\$11,021,491</b>	<b>—</b>	<b>—</b>	<b>\$42,262,720</b>
<b>PROFESSIONAL SERVICES</b>	<b>\$2,533,873</b>	<b>\$(2,243,612)</b>	<b>—</b>	<b>—</b>	<b>\$290,261</b>
Other Charges	24,336,451	4,434,971	—	—	28,771,422
Debt Service	—	—	—	—	—
Interagency Transfers	33,852,762	3,752,474	—	—	37,605,236
<b>TOTAL OTHER CHARGES</b>	<b>\$58,189,213</b>	<b>\$8,187,445</b>	<b>—</b>	<b>—</b>	<b>\$66,376,658</b>
Acquisitions	14,943,922	(13,887,103)	—	—	1,056,819
Major Repairs	—	867,880	—	—	867,880
<b>TOTAL ACQ. &amp; MAJOR REPAIRS</b>	<b>\$14,943,922</b>	<b>\$(13,019,223)</b>	<b>—</b>	<b>—</b>	<b>\$1,924,699</b>
<b>TOTAL EXPENDITURES</b>	<b>\$167,696,392</b>	<b>\$9,711,076</b>	<b>—</b>	<b>—</b>	<b>\$177,407,468</b>
Classified	401	8	—	—	409
Unclassified	9	—	—	—	9
TOTAL AUTHORIZED T.O. POSITIONS	410	8	—	—	418
TOTAL AUTHORIZED OTHER CHARGES POSITIONS	—	—	—	—	—
TOTAL NON-T.O. FTE POSITIONS	25	—	—	—	25

**Fees and Self-Generated**

Description	Existing Operating Budget as of 10/01/2023	FY2024-2025 Requested Continuation Adjustment	FY2024-2025 Requested in Technical/Other Package	FY2024-2025 Requested New/Expanded	FY2024-2025 Requested Realignment
Concealed Handgun Permit Fund	4,400,000	—	—	—	4,400,000
Criminal Identification and Information	6,500,000	—	—	—	6,500,000
Fees & Self-generated	92,431,297	(635,610)	—	—	91,795,687
Insurance Fraud Investigation Fund	379,983	—	—	—	379,983
Insurance Verification System Fund	3,410,277	—	—	—	3,410,277
Public Safety DWI Testing	440,825	—	—	—	440,825
Sex Offender Registry Technology Fund	25,000	—	—	—	25,000
<b>Total:</b>	<b>\$107,587,382</b>	<b>\$(635,610)</b>	<b>—</b>	<b>—</b>	<b>\$106,951,772</b>

**Statutory Dedications**

Description	Existing Operating Budget as of 10/01/2023	FY2024-2025 Requested Continuation Adjustment	FY2024-2025 Requested in Technical/Other Package	FY2024-2025 Requested New/Expanded	FY2024-2025 Requested Realignment
DPS Peace Officers Fund	249,000	—	—	—	249,000
Louisiana State Police Salary Fund	3,938,946	—	—	—	3,938,946
Pari-mutuel Live Racing Facility Gaming	620,277	—	—	—	620,277
Riverboat Gaming Enforcement Fund	655,654	—	—	—	655,654
Tobacco Tax Health Care Fund	3,101,127	—	—	—	3,101,127
<b>Total:</b>	<b>\$8,565,004</b>	<b>—</b>	<b>—</b>	<b>—</b>	<b>\$8,565,004</b>

4194 - Gaming Enforcement

Means of Financing and Expenditures	Existing Operating Budget as of 10/01/2023	FY2024-2025 Requested Continuation Adjustment	FY2024-2025 Requested in Technical/Other Package	FY2024-2025 Requested New/Expanded	FY2024-2025 Requested Realignment
STATE GENERAL FUND (Direct)	1,250,000	2,997,032	—	—	4,247,032
STATE GENERAL FUND BY:	—	—	—	—	—
INTERAGENCY TRANSFERS	—	—	—	—	—
FEES & SELF-GENERATED	10,154,035	—	—	—	10,154,035
STATUTORY DEDICATIONS	20,991,799	—	—	—	20,991,799
FEDERAL FUNDS	—	—	—	—	—
<b>TOTAL MEANS OF FINANCING</b>	<b>\$32,395,834</b>	<b>\$2,997,032</b>	<b>—</b>	<b>—</b>	<b>\$35,392,866</b>
Salaries	15,236,297	1,720,344	—	—	16,956,641
Other Compensation	400,506	(13,920)	—	—	386,586
Related Benefits	12,630,734	1,252,764	—	—	13,883,498
<b>TOTAL PERSONAL SERVICES</b>	<b>\$28,267,537</b>	<b>\$2,959,188</b>	<b>—</b>	<b>—</b>	<b>\$31,226,725</b>
Travel	98,936	2,228	—	—	101,164
Operating Services	1,130,765	25,443	—	—	1,156,208
Supplies	189,732	4,270	—	—	194,002
<b>TOTAL OPERATING EXPENSES</b>	<b>\$1,419,433</b>	<b>\$31,941</b>	<b>—</b>	<b>—</b>	<b>\$1,451,374</b>
<b>PROFESSIONAL SERVICES</b>	<b>\$262,370</b>	<b>\$5,903</b>	<b>—</b>	<b>—</b>	<b>\$268,273</b>
Other Charges	302,800	—	—	—	302,800
Debt Service	—	—	—	—	—
Interagency Transfers	2,143,694	—	—	—	2,143,694
<b>TOTAL OTHER CHARGES</b>	<b>\$2,446,494</b>	<b>—</b>	<b>—</b>	<b>—</b>	<b>\$2,446,494</b>
Acquisitions	—	—	—	—	—
Major Repairs	—	—	—	—	—
<b>TOTAL ACQ. &amp; MAJOR REPAIRS</b>	<b>—</b>	<b>—</b>	<b>—</b>	<b>—</b>	<b>—</b>
<b>TOTAL EXPENDITURES</b>	<b>\$32,395,834</b>	<b>\$2,997,032</b>	<b>—</b>	<b>—</b>	<b>\$35,392,866</b>
Classified	211	—	—	—	211
Unclassified	—	—	—	—	—
TOTAL AUTHORIZED T.O. POSITIONS	211	—	—	—	211
TOTAL AUTHORIZED OTHER CHARGES POSITIONS	—	—	—	—	—
TOTAL NON-T.O. FTE POSITIONS	—	—	—	—	—



**Fees and Self-Generated**

Description	Existing Operating Budget as of 10/01/2023	FY2024-2025 Requested Continuation Adjustment	FY2024-2025 Requested in Technical/Other Package	FY2024-2025 Requested New/Expanded	FY2024-2025 Requested Realignment
Fees & Self-generated	6,801,720	—	—	—	6,801,720
Insurance Verification System Fund	3,352,315	—	—	—	3,352,315
<b>Total:</b>	<b>\$10,154,035</b>	<b>—</b>	<b>—</b>	<b>—</b>	<b>\$10,154,035</b>

**Statutory Dedications**

Description	Existing Operating Budget as of 10/01/2023	FY2024-2025 Requested Continuation Adjustment	FY2024-2025 Requested in Technical/Other Package	FY2024-2025 Requested New/Expanded	FY2024-2025 Requested Realignment
Louisiana State Police Salary Fund	1,157,137	—	—	—	1,157,137
Pari-mutuel Live Racing Facility Gaming	1,331,807	—	—	—	1,331,807
Riverboat Gaming Enforcement Fund	11,505,681	—	—	—	11,505,681
Sports Wagering Enforcement Fund	1,700,000	—	—	—	1,700,000
Video Draw Poker Device Fund	5,297,174	—	—	—	5,297,174
<b>Total:</b>	<b>\$20,991,799</b>	<b>—</b>	<b>—</b>	<b>—</b>	<b>\$20,991,799</b>



This page has been intentionally left blank

# Total Request Summary

## AGENCY SUMMARY STATEMENT

### Total Agency

#### Means of Financing

Description	FY2022-2023 Actuals	Existing Operating Budget as of 10/01/2023	FY2024-2025 Requested Continuation Adjustments	FY2024-2025 Requested in Technical/Other Adjustments	FY2024-2025 Requested New or Expanded Adjustments	FY2024-2025 Total Request	Over/Under EOB
STATE GENERAL FUND (Direct)	12,468,207	60,618,694	34,292,026	—	—	94,910,720	34,292,026
STATE GENERAL FUND BY:	—	—	—	—	—	—	—
INTERAGENCY TRANSFERS	27,107,548	30,739,249	2,506,555	—	—	33,245,804	2,506,555
FEES & SELF-GENERATED	196,851,138	204,602,564	(694,333)	—	—	203,908,231	(694,333)
STATUTORY DEDICATIONS	97,213,479	102,322,905	—	—	—	102,322,905	—
FEDERAL FUNDS	7,308,610	14,134,908	(240,750)	—	—	13,894,158	(240,750)
<b>TOTAL MEANS OF FINANCING</b>	<b>\$340,948,981</b>	<b>\$412,418,320</b>	<b>\$35,863,498</b>	<b>—</b>	<b>—</b>	<b>\$448,281,818</b>	<b>\$35,863,498</b>

Statutory Dedications

Description	FY2022-2023 Actuals	Existing Operating Budget as of 10/01/2023	FY2024-2025 Requested Continuation Adjustments	FY2024-2025 Requested in Technical/Other Adjustments	FY2024-2025 Requested New or Expanded Adjustments	FY2024-2025 Total Request	Over/Under EOB
DPS Peace Officers Fund	249,000	249,000	—	—	—	249,000	—
Hazardous Materials Emergency Response	106,453	106,453	—	—	—	106,453	—
Louisiana State Police Salary Fund	15,600,000	29,800,000	—	—	—	29,800,000	—
Natural Resource Restoration Trust Fund	—	2,175,000	—	—	—	2,175,000	—
Oil Spill Contingency Fund	2,849,238	7,506,563	—	—	—	7,506,563	—
Pari-mutuel Live Racing Facility Gaming	1,952,084	1,952,084	—	—	—	1,952,084	—
Riverboat Gaming Enforcement Fund	65,816,018	49,858,645	—	—	—	49,858,645	—
Sports Wagering Enforcement Fund	1,700,000	1,700,000	—	—	—	1,700,000	—
Tobacco Tax Health Care Fund	3,643,512	3,662,986	—	—	—	3,662,986	—
Underground Damages Prevention Fund	—	15,000	—	—	—	15,000	—
Video Draw Poker Device Fund	5,297,174	5,297,174	—	—	—	5,297,174	—
<b>Total:</b>	<b>\$97,213,479</b>	<b>\$102,322,905</b>	<b>—</b>	<b>—</b>	<b>—</b>	<b>\$102,322,905</b>	<b>—</b>

Expenditures and Positions

Description	FY2022-2023 Actuals	Existing Operating Budget as of 10/01/2023	FY2024-2025 Requested Continuation Adjustments	FY2024-2025 Requested in Technical/Other Adjustments	FY2024-2025 Requested New or Expanded Adjustments	FY2024-2025 Total Request	Over/Under EOB
Salaries	136,976,786	151,927,484	16,211,065	—	—	168,138,549	16,211,065
Other Compensation	7,220,066	4,870,161	3,144,520	—	—	8,014,681	3,144,520
Related Benefits	94,562,279	109,740,186	6,373,751	—	—	116,113,937	6,373,751
<b>TOTAL PERSONAL SERVICES</b>	<b>\$238,759,131</b>	<b>\$266,537,831</b>	<b>\$25,729,336</b>	<b>—</b>	<b>—</b>	<b>\$292,267,167</b>	<b>\$25,729,336</b>
Travel	1,081,480	1,700,421	390,966	—	—	2,091,387	390,966
Operating Services	12,661,684	23,038,567	10,956,942	—	—	33,995,509	10,956,942
Supplies	14,857,796	15,754,111	1,096,783	—	—	16,850,894	1,096,783
<b>TOTAL OPERATING EXPENSES</b>	<b>\$28,600,961</b>	<b>\$40,493,099</b>	<b>\$12,444,691</b>	<b>—</b>	<b>—</b>	<b>\$52,937,790</b>	<b>\$12,444,691</b>
<b>PROFESSIONAL SERVICES</b>	<b>\$760,566</b>	<b>\$3,023,293</b>	<b>\$(2,164,250)</b>	<b>—</b>	<b>—</b>	<b>\$859,043</b>	<b>\$(2,164,250)</b>
Other Charges	39,432,321	42,513,673	4,143,501	—	—	46,657,174	4,143,501
Debt Service	—	—	—	—	—	—	—
Interagency Transfers	36,649,696	42,011,235	7,542,597	—	—	49,553,832	7,542,597
<b>TOTAL OTHER CHARGES</b>	<b>\$76,082,017</b>	<b>\$84,524,908</b>	<b>\$11,686,098</b>	<b>—</b>	<b>—</b>	<b>\$96,211,006</b>	<b>\$11,686,098</b>
Acquisitions	(3,253,694)	17,839,189	(14,058,362)	—	—	3,780,827	(14,058,362)
Major Repairs	—	—	2,225,985	—	—	2,225,985	2,225,985
<b>TOTAL ACQ. &amp; MAJOR REPAIRS</b>	<b>\$(3,253,694)</b>	<b>\$17,839,189</b>	<b>\$(11,832,377)</b>	<b>—</b>	<b>—</b>	<b>\$6,006,812</b>	<b>\$(11,832,377)</b>
<b>TOTAL EXPENDITURES</b>	<b>\$340,948,981</b>	<b>\$412,418,320</b>	<b>\$35,863,498</b>	<b>—</b>	<b>—</b>	<b>\$448,281,818</b>	<b>\$35,863,498</b>
Classified	1,759	1,769	24	—	—	1,793	24
Unclassified	12	12	—	—	—	12	—
<b>TOTAL AUTHORIZED T.O. POSITIONS</b>	<b>1,771</b>	<b>1,781</b>	<b>24</b>	<b>—</b>	<b>—</b>	<b>1,805</b>	<b>24</b>
<b>TOTAL AUTHORIZED OTHER CHARGES POSITIONS</b>	<b>—</b>	<b>—</b>	<b>—</b>	<b>—</b>	<b>—</b>	<b>—</b>	<b>—</b>
<b>TOTAL NON-T.O. FTE POSITIONS</b>	<b>43</b>	<b>43</b>	<b>—</b>	<b>—</b>	<b>—</b>	<b>43</b>	<b>—</b>

**PROGRAM SUMMARY STATEMENT**

**4191 - Traffic Enforcement**

**Means of Financing**

Description	FY2022-2023 Actuals	Existing Operating Budget as of 10/01/2023	FY2024-2025 Requested Continuation Adjustments	FY2024-2025 Requested in Technical/Other Adjustments	FY2024-2025 Requested New or Expanded Adjustments	FY2024-2025 Total Request	Over/Under EOB
STATE GENERAL FUND (Direct)	7,326,215	30,151,511	22,048,833	—	—	52,200,344	22,048,833
STATE GENERAL FUND BY:	—	—	—	—	—	—	—
INTERAGENCY TRANSFERS	9,176,598	10,021,954	(42,870)	—	—	9,979,084	(42,870)
FEES & SELF-GENERATED	77,225,242	71,252,411	(58,723)	—	—	71,193,688	(58,723)
STATUTORY DEDICATIONS	57,652,425	55,827,723	—	—	—	55,827,723	—
FEDERAL FUNDS	5,335,719	6,390,560	(240,750)	—	—	6,149,810	(240,750)
<b>TOTAL MEANS OF FINANCING</b>	<b>\$156,716,199</b>	<b>\$173,644,159</b>	<b>\$21,706,490</b>	<b>—</b>	<b>—</b>	<b>\$195,350,649</b>	<b>\$21,706,490</b>

Statutory Dedications

Description	FY2022-2023 Actuals	Existing Operating Budget as of 10/01/2023	FY2024-2025 Requested Continuation Adjustments	FY2024-2025 Requested in Technical/Other Adjustments	FY2024-2025 Requested New or Expanded Adjustments	FY2024-2025 Total Request	Over/Under EOB
Hazardous Materials Emergency Response	106,453	106,453	—	—	—	106,453	—
Louisiana State Police Salary Fund	1,024,382	10,190,033	—	—	—	10,190,033	—
Natural Resource Restoration Trust Fund	—	2,175,000	—	—	—	2,175,000	—
Oil Spill Contingency Fund	2,849,238	7,506,563	—	—	—	7,506,563	—
Riverboat Gaming Enforcement Fund	53,110,493	35,272,815	—	—	—	35,272,815	—
Tobacco Tax Health Care Fund	561,859	561,859	—	—	—	561,859	—
Underground Damages Prevention Fund	—	15,000	—	—	—	15,000	—
<b>Total:</b>	<b>\$57,652,425</b>	<b>\$55,827,723</b>	<b>—</b>	<b>—</b>	<b>—</b>	<b>\$55,827,723</b>	<b>—</b>



Expenditures and Positions

Description	FY2022-2023 Actuals	Existing Operating Budget as of 10/01/2023	FY2024-2025 Requested Continuation Adjustments	FY2024-2025 Requested in Technical/Other Adjustments	FY2024-2025 Requested New or Expanded Adjustments	FY2024-2025 Total Request	Over/Under EOB
Salaries	77,154,605	86,178,785	9,989,705	—	—	96,168,490	9,989,705
Other Compensation	2,759,172	2,159,172	1,004,667	—	—	3,163,839	1,004,667
Related Benefits	47,288,330	55,046,716	4,276,216	—	—	59,322,932	4,276,216
<b>TOTAL PERSONAL SERVICES</b>	<b>\$127,202,107</b>	<b>\$143,384,673</b>	<b>\$15,270,588</b>	<b>—</b>	<b>—</b>	<b>\$158,655,261</b>	<b>\$15,270,588</b>
Travel	247,918	457,900	10,308	—	—	468,208	10,308
Operating Services	1,840,539	2,952,340	627,751	—	—	3,580,091	627,751
Supplies	4,488,565	2,271,838	582,308	—	—	2,854,146	582,308
<b>TOTAL OPERATING EXPENSES</b>	<b>\$6,577,023</b>	<b>\$5,682,078</b>	<b>\$1,220,367</b>	<b>—</b>	<b>—</b>	<b>\$6,902,445</b>	<b>\$1,220,367</b>
<b>PROFESSIONAL SERVICES</b>	<b>\$139,316</b>	<b>\$205,050</b>	<b>\$72,964</b>	<b>—</b>	<b>—</b>	<b>\$278,014</b>	<b>\$72,964</b>
Other Charges	20,246,672	17,036,816	(291,470)	—	—	16,745,346	(291,470)
Debt Service	—	—	—	—	—	—	—
Interagency Transfers	5,920,924	5,077,597	3,772,873	—	—	8,850,470	3,772,873
<b>TOTAL OTHER CHARGES</b>	<b>\$26,167,597</b>	<b>\$22,114,413</b>	<b>\$3,481,403</b>	<b>—</b>	<b>—</b>	<b>\$25,595,816</b>	<b>\$3,481,403</b>
Acquisitions	(3,369,844)	2,257,945	431,063	—	—	2,689,008	431,063
Major Repairs	—	—	1,230,105	—	—	1,230,105	1,230,105
<b>TOTAL ACQ. &amp; MAJOR REPAIRS</b>	<b>\$(3,369,844)</b>	<b>\$2,257,945</b>	<b>\$1,661,168</b>	<b>—</b>	<b>—</b>	<b>\$3,919,113</b>	<b>\$1,661,168</b>
<b>TOTAL EXPENDITURES</b>	<b>\$156,716,199</b>	<b>\$173,644,159</b>	<b>\$21,706,490</b>	<b>—</b>	<b>—</b>	<b>\$195,350,649</b>	<b>\$21,706,490</b>
Classified	956	956	1	—	—	957	1
Unclassified	3	3	—	—	—	3	—
<b>TOTAL AUTHORIZED T.O. POSITIONS</b>	<b>959</b>	<b>959</b>	<b>1</b>	<b>—</b>	<b>—</b>	<b>960</b>	<b>1</b>
<b>TOTAL AUTHORIZED OTHER CHARGES POSITIONS</b>	<b>—</b>	<b>—</b>	<b>—</b>	<b>—</b>	<b>—</b>	<b>—</b>	<b>—</b>
<b>TOTAL NON-T.O. FTE POSITIONS</b>	<b>17</b>	<b>17</b>	<b>—</b>	<b>—</b>	<b>—</b>	<b>17</b>	<b>—</b>

4192 - Criminal Investigation

Means of Financing

Description	FY2022-2023 Actuals	Existing Operating Budget as of 10/01/2023	FY2024-2025 Requested Continuation Adjustments	FY2024-2025 Requested in Technical/Other Adjustments	FY2024-2025 Requested New or Expanded Adjustments	FY2024-2025 Total Request	Over/Under EOB
STATE GENERAL FUND (Direct)	1,595	3,828,714	1,448,900	—	—	5,277,614	1,448,900
STATE GENERAL FUND BY:	—	—	—	—	—	—	—
INTERAGENCY TRANSFERS	848,949	849,949	—	—	—	849,949	—
FEES & SELF-GENERATED	15,697,830	15,608,736	—	—	—	15,608,736	—
STATUTORY DEDICATIONS	15,031,021	16,938,379	—	—	—	16,938,379	—
FEDERAL FUNDS	1,065,894	1,456,157	—	—	—	1,456,157	—
<b>TOTAL MEANS OF FINANCING</b>	<b>\$32,645,290</b>	<b>\$38,681,935</b>	<b>\$1,448,900</b>	<b>—</b>	<b>—</b>	<b>\$40,130,835</b>	<b>\$1,448,900</b>

Statutory Dedications

Description	FY2022-2023 Actuals	Existing Operating Budget as of 10/01/2023	FY2024-2025 Requested Continuation Adjustments	FY2024-2025 Requested in Technical/Other Adjustments	FY2024-2025 Requested New or Expanded Adjustments	FY2024-2025 Total Request	Over/Under EOB
Louisiana State Police Salary Fund	12,560,206	14,513,884	—	—	—	14,513,884	—
Riverboat Gaming Enforcement Fund	2,470,815	2,424,495	—	—	—	2,424,495	—
<b>Total:</b>	<b>\$15,031,021</b>	<b>\$16,938,379</b>	<b>—</b>	<b>—</b>	<b>—</b>	<b>\$16,938,379</b>	<b>—</b>

Expenditures and Positions

Description	FY2022-2023 Actuals	Existing Operating Budget as of 10/01/2023	FY2024-2025 Requested Continuation Adjustments	FY2024-2025 Requested in Technical/Other Adjustments	FY2024-2025 Requested New or Expanded Adjustments	FY2024-2025 Total Request	Over/Under EOB
Salaries	17,074,717	19,192,751	1,069,176	—	—	20,261,927	1,069,176
Other Compensation	1,096,293	841,685	332,773	—	—	1,174,458	332,773
Related Benefits	11,817,712	14,063,030	332,636	—	—	14,395,666	332,636
<b>TOTAL PERSONAL SERVICES</b>	<b>\$29,988,722</b>	<b>\$34,097,466</b>	<b>\$1,734,585</b>	<b>—</b>	<b>—</b>	<b>\$35,832,051</b>	<b>\$1,734,585</b>
Travel	294,536	665,300	54,972	—	—	720,272	54,972
Operating Services	726,202	1,104,671	102,859	—	—	1,207,530	102,859
Supplies	482,055	380,388	13,061	—	—	393,449	13,061
<b>TOTAL OPERATING EXPENSES</b>	<b>\$1,502,792</b>	<b>\$2,150,359</b>	<b>\$170,892</b>	<b>—</b>	<b>—</b>	<b>\$2,321,251</b>	<b>\$170,892</b>
<b>PROFESSIONAL SERVICES</b>	<b>\$31,521</b>	<b>\$22,000</b>	<b>\$495</b>	<b>—</b>	<b>—</b>	<b>\$22,495</b>	<b>\$495</b>
Other Charges	810,580	837,606	—	—	—	837,606	—
Debt Service	—	—	—	—	—	—	—
Interagency Transfers	311,675	937,182	17,250	—	—	954,432	17,250
<b>TOTAL OTHER CHARGES</b>	<b>\$1,122,255</b>	<b>\$1,774,788</b>	<b>\$17,250</b>	<b>—</b>	<b>—</b>	<b>\$1,792,038</b>	<b>\$17,250</b>
Acquisitions	—	637,322	(602,322)	—	—	35,000	(602,322)
Major Repairs	—	—	128,000	—	—	128,000	128,000
<b>TOTAL ACQ. &amp; MAJOR REPAIRS</b>	<b>—</b>	<b>\$637,322</b>	<b>\$(474,322)</b>	<b>—</b>	<b>—</b>	<b>\$163,000</b>	<b>\$(474,322)</b>
<b>TOTAL EXPENDITURES</b>	<b>\$32,645,290</b>	<b>\$38,681,935</b>	<b>\$1,448,900</b>	<b>—</b>	<b>—</b>	<b>\$40,130,835</b>	<b>\$1,448,900</b>
Classified	194	201	15	—	—	216	15
Unclassified	—	—	—	—	—	—	—
<b>TOTAL AUTHORIZED T.O. POSITIONS</b>	<b>194</b>	<b>201</b>	<b>15</b>	<b>—</b>	<b>—</b>	<b>216</b>	<b>15</b>
<b>TOTAL AUTHORIZED OTHER CHARGES POSITIONS</b>	<b>—</b>	<b>—</b>	<b>—</b>	<b>—</b>	<b>—</b>	<b>—</b>	<b>—</b>
<b>TOTAL NON-T.O. FTE POSITIONS</b>	<b>1</b>	<b>1</b>	<b>—</b>	<b>—</b>	<b>—</b>	<b>1</b>	<b>—</b>

4193 - Operational Support

Means of Financing

Description	FY2022-2023 Actuals	Existing Operating Budget as of 10/01/2023	FY2024-2025 Requested Continuation Adjustments	FY2024-2025 Requested in Technical/Other Adjustments	FY2024-2025 Requested New or Expanded Adjustments	FY2024-2025 Total Request	Over/Under EOB
STATE GENERAL FUND (Direct)	5,136,355	25,388,469	7,797,261	—	—	33,185,730	7,797,261
STATE GENERAL FUND BY:	—	—	—	—	—	—	—
INTERAGENCY TRANSFERS	17,082,000	19,867,346	2,549,425	—	—	22,416,771	2,549,425
FEES & SELF-GENERATED	93,990,794	107,587,382	(635,610)	—	—	106,951,772	(635,610)
STATUTORY DEDICATIONS	6,621,012	8,565,004	—	—	—	8,565,004	—
FEDERAL FUNDS	906,997	6,288,191	—	—	—	6,288,191	—
<b>TOTAL MEANS OF FINANCING</b>	<b>\$123,737,159</b>	<b>\$167,696,392</b>	<b>\$9,711,076</b>	<b>—</b>	<b>—</b>	<b>\$177,407,468</b>	<b>\$9,711,076</b>

Statutory Dedications

Description	FY2022-2023 Actuals	Existing Operating Budget as of 10/01/2023	FY2024-2025 Requested Continuation Adjustments	FY2024-2025 Requested in Technical/Other Adjustments	FY2024-2025 Requested New or Expanded Adjustments	FY2024-2025 Total Request	Over/Under EOB
DPS Peace Officers Fund	249,000	249,000	—	—	—	249,000	—
Louisiana State Police Salary Fund	2,015,412	3,938,946	—	—	—	3,938,946	—
Pari-mutuel Live Racing Facility Gaming	620,277	620,277	—	—	—	620,277	—
Riverboat Gaming Enforcement Fund	304,105	655,654	—	—	—	655,654	—
Tobacco Tax Health Care Fund	3,081,653	3,101,127	—	—	—	3,101,127	—
Video Draw Poker Device Fund	350,566	—	—	—	—	—	—
<b>Total:</b>	<b>\$6,621,012</b>	<b>\$8,565,004</b>	<b>—</b>	<b>—</b>	<b>—</b>	<b>\$8,565,004</b>	<b>—</b>

Expenditures and Positions

Description	FY2022-2023 Actuals	Existing Operating Budget as of 10/01/2023	FY2024-2025 Requested Continuation Adjustments	FY2024-2025 Requested in Technical/Other Adjustments	FY2024-2025 Requested New or Expanded Adjustments	FY2024-2025 Total Request	Over/Under EOB
Salaries	29,025,574	31,319,651	3,431,840	—	—	34,751,491	3,431,840
Other Compensation	2,745,626	1,468,798	1,821,000	—	—	3,289,798	1,821,000
Related Benefits	24,593,882	27,999,706	512,135	—	—	28,511,841	512,135
<b>TOTAL PERSONAL SERVICES</b>	<b>\$56,365,082</b>	<b>\$60,788,155</b>	<b>\$5,764,975</b>	<b>—</b>	<b>—</b>	<b>\$66,553,130</b>	<b>\$5,764,975</b>
Travel	450,539	478,285	323,458	—	—	801,743	323,458
Operating Services	8,989,917	17,850,791	10,200,889	—	—	28,051,680	10,200,889
Supplies	9,697,719	12,912,153	497,144	—	—	13,409,297	497,144
<b>TOTAL OPERATING EXPENSES</b>	<b>\$19,138,175</b>	<b>\$31,241,229</b>	<b>\$11,021,491</b>	<b>—</b>	<b>—</b>	<b>\$42,262,720</b>	<b>\$11,021,491</b>
<b>PROFESSIONAL SERVICES</b>	<b>\$565,021</b>	<b>\$2,533,873</b>	<b>\$(2,243,612)</b>	<b>—</b>	<b>—</b>	<b>\$290,261</b>	<b>\$(2,243,612)</b>
Other Charges	18,199,187	24,336,451	4,434,971	—	—	28,771,422	4,434,971
Debt Service	—	—	—	—	—	—	—
Interagency Transfers	29,353,545	33,852,762	3,752,474	—	—	37,605,236	3,752,474
<b>TOTAL OTHER CHARGES</b>	<b>\$47,552,731</b>	<b>\$58,189,213</b>	<b>\$8,187,445</b>	<b>—</b>	<b>—</b>	<b>\$66,376,658</b>	<b>\$8,187,445</b>
Acquisitions	116,150	14,943,922	(13,887,103)	—	—	1,056,819	(13,887,103)
Major Repairs	—	—	867,880	—	—	867,880	867,880
<b>TOTAL ACQ. &amp; MAJOR REPAIRS</b>	<b>\$116,150</b>	<b>\$14,943,922</b>	<b>\$(13,019,223)</b>	<b>—</b>	<b>—</b>	<b>\$1,924,699</b>	<b>\$(13,019,223)</b>
<b>TOTAL EXPENDITURES</b>	<b>\$123,737,159</b>	<b>\$167,696,392</b>	<b>\$9,711,076</b>	<b>—</b>	<b>—</b>	<b>\$177,407,468</b>	<b>\$9,711,076</b>
Classified	398	401	8	—	—	409	8
Unclassified	9	9	—	—	—	9	—
<b>TOTAL AUTHORIZED T.O. POSITIONS</b>	<b>407</b>	<b>410</b>	<b>8</b>	<b>—</b>	<b>—</b>	<b>418</b>	<b>8</b>
<b>TOTAL AUTHORIZED OTHER CHARGES POSITIONS</b>	<b>—</b>	<b>—</b>	<b>—</b>	<b>—</b>	<b>—</b>	<b>—</b>	<b>—</b>
<b>TOTAL NON-T.O. FTE POSITIONS</b>	<b>25</b>	<b>25</b>	<b>—</b>	<b>—</b>	<b>—</b>	<b>25</b>	<b>—</b>

**4194 - Gaming Enforcement**

**Means of Financing**

Description	FY2022-2023 Actuals	Existing Operating Budget as of 10/01/2023	FY2024-2025 Requested Continuation Adjustments	FY2024-2025 Requested in Technical/Other Adjustments	FY2024-2025 Requested New or Expanded Adjustments	FY2024-2025 Total Request	Over/Under EOB
STATE GENERAL FUND (Direct)	4,042	1,250,000	2,997,032	—	—	4,247,032	2,997,032
STATE GENERAL FUND BY:	—	—	—	—	—	—	—
INTERAGENCY TRANSFERS	—	—	—	—	—	—	—
FEEES & SELF-GENERATED	9,937,272	10,154,035	—	—	—	10,154,035	—
STATUTORY DEDICATIONS	17,909,021	20,991,799	—	—	—	20,991,799	—
FEDERAL FUNDS	—	—	—	—	—	—	—
<b>TOTAL MEANS OF FINANCING</b>	<b>\$27,850,334</b>	<b>\$32,395,834</b>	<b>\$2,997,032</b>	<b>—</b>	<b>—</b>	<b>\$35,392,866</b>	<b>\$2,997,032</b>



Statutory Dedications

Description	FY2022-2023 Actuals	Existing Operating Budget as of 10/01/2023	FY2024-2025 Requested Continuation Adjustments	FY2024-2025 Requested in Technical/Other Adjustments	FY2024-2025 Requested New or Expanded Adjustments	FY2024-2025 Total Request	Over/Under EOB
Louisiana State Police Salary Fund	—	1,157,137	—	—	—	1,157,137	—
Pari-mutuel Live Racing Facility Gaming	1,331,807	1,331,807	—	—	—	1,331,807	—
Riverboat Gaming Enforcement Fund	9,930,605	11,505,681	—	—	—	11,505,681	—
Sports Wagering Enforcement Fund	1,700,000	1,700,000	—	—	—	1,700,000	—
Video Draw Poker Device Fund	4,946,608	5,297,174	—	—	—	5,297,174	—
<b>Total:</b>	<b>\$17,909,021</b>	<b>\$20,991,799</b>	<b>—</b>	<b>—</b>	<b>—</b>	<b>\$20,991,799</b>	<b>—</b>

Expenditures and Positions

Description	FY2022-2023 Actuals	Existing Operating Budget as of 10/01/2023	FY2024-2025 Requested Continuation Adjustments	FY2024-2025 Requested in Technical/Other Adjustments	FY2024-2025 Requested New or Expanded Adjustments	FY2024-2025 Total Request	Over/Under EOB
Salaries	13,721,891	15,236,297	1,720,344	—	—	16,956,641	1,720,344
Other Compensation	618,975	400,506	(13,920)	—	—	386,586	(13,920)
Related Benefits	10,862,355	12,630,734	1,252,764	—	—	13,883,498	1,252,764
<b>TOTAL PERSONAL SERVICES</b>	<b>\$25,203,221</b>	<b>\$28,267,537</b>	<b>\$2,959,188</b>	<b>—</b>	<b>—</b>	<b>\$31,226,725</b>	<b>\$2,959,188</b>
Travel	88,488	98,936	2,228	—	—	101,164	2,228
Operating Services	1,105,026	1,130,765	25,443	—	—	1,156,208	25,443
Supplies	189,457	189,732	4,270	—	—	194,002	4,270
<b>TOTAL OPERATING EXPENSES</b>	<b>\$1,382,971</b>	<b>\$1,419,433</b>	<b>\$31,941</b>	<b>—</b>	<b>—</b>	<b>\$1,451,374</b>	<b>\$31,941</b>
<b>PROFESSIONAL SERVICES</b>	<b>\$24,708</b>	<b>\$262,370</b>	<b>\$5,903</b>	<b>—</b>	<b>—</b>	<b>\$268,273</b>	<b>\$5,903</b>
Other Charges	175,883	302,800	—	—	—	302,800	—
Debt Service	—	—	—	—	—	—	—
Interagency Transfers	1,063,552	2,143,694	—	—	—	2,143,694	—
<b>TOTAL OTHER CHARGES</b>	<b>\$1,239,435</b>	<b>\$2,446,494</b>	<b>—</b>	<b>—</b>	<b>—</b>	<b>\$2,446,494</b>	<b>—</b>
Acquisitions	—	—	—	—	—	—	—
Major Repairs	—	—	—	—	—	—	—
<b>TOTAL ACQ. &amp; MAJOR REPAIRS</b>	<b>—</b>	<b>—</b>	<b>—</b>	<b>—</b>	<b>—</b>	<b>—</b>	<b>—</b>
<b>TOTAL EXPENDITURES</b>	<b>\$27,850,334</b>	<b>\$32,395,834</b>	<b>\$2,997,032</b>	<b>—</b>	<b>—</b>	<b>\$35,392,866</b>	<b>\$2,997,032</b>
Classified	211	211	—	—	—	211	—
Unclassified	—	—	—	—	—	—	—
<b>TOTAL AUTHORIZED T.O. POSITIONS</b>	<b>211</b>	<b>211</b>	<b>—</b>	<b>—</b>	<b>—</b>	<b>211</b>	<b>—</b>
<b>TOTAL AUTHORIZED OTHER CHARGES POSITIONS</b>	<b>—</b>	<b>—</b>	<b>—</b>	<b>—</b>	<b>—</b>	<b>—</b>	<b>—</b>
<b>TOTAL NON-T.O. FTE POSITIONS</b>	<b>—</b>	<b>—</b>	<b>—</b>	<b>—</b>	<b>—</b>	<b>—</b>	<b>—</b>

# Addenda

# SUNSET REVIEW

Department: 08B - Public Safety Services  
 Agency: 4193 OSP OPERATIONAL SUPPORT PROGRAM

**STATE OF LOUISIANA**  
**Sunset Review**

SUNSET1  
 Fiscal Year 2024 - 2025  
 Report Date: 10/19/23

**4193 - Operational Support**

27864 - 419300SunsetReview

**Question and Narrative Response**

**Activity: Provide the name and brief description.**

Support Services: Purchase vest for all commissioned law enforcement officers in the state of Louisiana. Provides relative to the registration of persons convicted of terrorism and any offense under the laws of another state, or under any military, territorial, foreign, tribal, or federal law, that is equivalent to the present law crime of terrorism or aiding others in terrorism offenses and offenses against peace officers. Medical and Security Window Tint Waivers - No funds are collected for approximately 2000 annually issued security exemptions. Annually, approximately 360 medical exemptions are issued with charges of \$10 for fingerprinting and \$45.25 for State and FBI background checks. Requires LSP BII-LCJIS to create case management system to track final dispositions for individuals eligible for expungements. Beginning 1/1/25, LCJIS must receive expungement requests through an automated process and send Case Management records to the LA Supreme Court. The Act states that the Act is subject to the appropriate funding necessary to implement the Act. Requires LSP BCII LCJIS to create a Child Abuse and Neglect Registry. LCJIS must receive information about registered offenders, including renewal information from local law enforcement. LCJIS must provide public access to information in the registry by creating a website.

**Legal Citation & Year-Example: R.S. 99:1234(1999)**

La. R.S. 40:2405.1 (1990). 2019 Act 298 (was HB 185). 32:361.2 & 32:361.3 Year 1993. SB 111/ACT 454 of the 2023 Regular Legislative Session. SB 217/ACT 460 of the 2023 Regular Legislative Session.

**If funded before, when & why was funding removed?**

Vests - Funded in 1990. One time purchase. Registration for persons convicted of terrorism - Never funded. This law has not been fully implemented. Would require at least \$65K initially, then \$25K per year for maintenance.

**Funding requested in prior years? Yes/No, Explain**

Vests - No. Registration of persons convicted of terrorism - LSP submitted a fiscal note, which was revised/reduced from \$300K during the 2019 regular session. Medical and Security Window Tint Waivers - This request has been on previous Sunset reviews. Total does not include cost of benefits.

Estimated Cost by Means of Financing	First Year Cost	Second Year Cost
STATE GENERAL FUND (Direct)	\$12,476,607	\$11,173,367
STATE GENERAL FUND BY:		
INTERAGENCY TRANSFERS	\$0	\$0
FEES & SELF-GENERATED	\$0	\$0
STATUTORY DEDICATIONS	\$0	\$0
FEDERAL FUNDS	\$0	\$0
<b>TOTAL MEANS OF FINANCING</b>	<b>\$12,476,607</b>	<b>\$11,173,367</b>

Department: 08B - Public Safety Services

Agency: 4193 OSP OPERATIONAL SUPPORT PROGRAM

**STATE OF LOUISIANA**  
**Sunset Review**

SUNSET1

Fiscal Year 2024 - 2025

Report Date: 10/19/23

# GENERAL ADDENDA

**FY25 DPS Interagency Agreement**

Interagency Agreement between the:

**Office of State Police (08-419)**

and the

**Louisiana Highway Safety Commission (08-425)**

(Recipient Agency)

(Sending Agency)

For Fiscal Year 2024-2025 (FY25), the Recipient Agency is budgeted and authorized to receive revenue in the amount(s) specified below, from the Sending Agency, by Interagency Transfer (IAT) of funding which has been appropriated to the Sending Agency for such purpose.

<u>Explanation of IAT between agencies:</u>	<u>Total</u>
IAT crash reduction grant between LHSC and OSP will fund initiatives in high traffic areas with high crash rates	\$1,054,192.73
<b>Total</b>	<b>\$1,054,192.73</b>

Both agencies must submit copies of this agreement with their Budget Request (and any subsequent BA-7s as documentation for IAT revenue and IAT expense). Please provide and/or attach coding below.

\*This amount is based on the existing budgeted amount, and will be adjusted by the Office of Planning and Budget.

  
 Recipient Agency Fiscal Officer

  
 Date

  
 Sending Agency Fiscal Officer

  
 Date

Amount	Agy. Bus. Area	GL	Cost Center	Fund	Grant/WBS	Internal Order	Funct. Area

Billing Preference  Annual  Bi-Annually  Quarterly

Once signed and coded, please return this agreement to DPS Budget Services by email [Budget.Section@la.gov]



**FY25 DPS Interagency Agreement**

Interagency Agreement between the:

**Office of State Police (08-419)**

and the

**Dept. of Environmental Quality (13-856)**

(Recipient Agency)

(Sending Agency)

For Fiscal Year 2024-2025 (FY25), the Recipient Agency is budgeted and authorized to receive revenue in the amount(s) specified below, from the Sending Agency, by Interagency Transfer (IAT) of funding which has been appropriated to the Sending Agency for such purpose.

<u>Explanation of IAT between agencies:</u>	<u>Total</u>
IAT Grant - Motor Vehicle Inspection Program	\$240,000.00
<b>Total</b>	<b>\$240,000.00</b>

Both agencies must submit copies of this agreement with their Budget Request (and any subsequent BA-7s as documentation for IAT revenue and IAT expense). Please provide and/or attach coding below.

\*This amount is based on the existing budgeted amount, and will be adjusted by the Office of Planning and Budget.

  
 Recipient Agency Fiscal Officer

10/13/23  
 Date

\_\_\_\_\_  
 Sending Agency Fiscal Officer

\_\_\_\_\_  
 Date

Amount	Agy. Bus. Area	GL	Cost Center	Fund	Grant/WBS	Internal Order	Funct. Area

Billing Preference  Annual  Bi-Annually  Quarterly

*Once signed and coded, please return this agreement to DPS Budget Services by email [Budget.Section@la.gov]*

FY25 DPS Interagency Agreement

Interagency Agreement between the:

Office of State Police (08-419)

and the

GOHSEP (01-111)

(Recipient Agency)

(Sending Agency)

For Fiscal Year 2024-2025 (FY25), the Recipient Agency is budgeted and authorized to receive revenue in the amount(s) specified below, from the Sending Agency, by Interagency Transfer (IAT) of funding which has been appropriated to the Sending Agency for such purpose.

Explanation of IAT between agencies:	Total
To cover costs associated with (2) T.O. LSP LA SAFE positions in support of School Safety.	\$256,310.00
<b>Total</b>	<b>\$256,310.00</b>

Both agencies must submit copies of this agreement with their Budget Request (and any subsequent BA-7s as documentation for IAT revenue and IAT expense). Please provide and/or attach coding below.

\*This amount is based on the existing budgeted amount, and will be adjusted by the Office of Planning and Budget.

  
 Recipient Agency Fiscal Officer

10/13/23  
 Date

  
 Sending Agency Fiscal Officer

10/25/23  
 Date

Amount	Agy. Bus. Area	GL	Cost Center	Fund	Grant/WBS	Internal Order	Funct. Area

Billing Preference  Annual  Bi-Annually  Quarterly

Once signed and coded, please return this agreement to DPS Budget Services by email [Budget.Section@la.gov]

**FY25 DPS Interagency Agreement**

Interagency Agreement between the:

**Office of State Police (08-419)**

and the

**GOHSEP (01-111)**

(Recipient Agency)

(Sending Agency)

For Fiscal Year 2024-2025 (FY25), the Recipient Agency is budgeted and authorized to receive revenue in the amount(s) specified below, from the Sending Agency, by Interagency Transfer (IAT) of funding which has been appropriated to the Sending Agency for such purpose.

Explanation of IAT between agencies:	Total
IAT Grant - State Homeland Security Protection	\$345,187.00
Urban Area Security Initiative	\$175,000.00
<b>Total</b>	<b>\$520,187.00</b>

Both agencies must submit copies of this agreement with their Budget Request (and any subsequent BA-7s as documentation for IAT revenue and IAT expense). Please provide and/or attach coding below.

\*This amount is based on the existing budgeted amount, and will be adjusted by the Office of Planning and Budget.

  
 Recipient Agency Fiscal Officer

10/13/23  
 Date

  
 Sending Agency Fiscal Officer

10/25/23  
 Date

Amount	Agy. Bus. Area	GL	Cost Center	Fund	Grant/WBS	Internal Order	Funct. Area

Billing Preference  Annual  Bi-Annually  Quarterly

Once signed and coded, please return this agreement to DPS Budget Services by email [Budget.Section@la.gov]

BR-19B  
(9/99)

### INTERAGENCY AGREEMENT

Interagency Agency Agreement between Office of State Police (08B-419) and DCFS - Office of Disability Determination Services (10-360)  
 (Recipient Agency and #) (Sending Agency and #)

For Fiscal Year 2024-2025 Office of State Police (08B-419) is budgeted to receive the following revenue from  
 (Agency Name and #)

DCFS - Office of Disability Determination Services (10-360) by Interagency Transfer for the following reason(s):  
 (Agency Name and #)

Cooperative Disability Investigations Unit	
Salaries	\$208,250
Other Compensation	\$63,750
Related Benefits	\$105,000
<b>TOTAL CRIMINAL INVESTIGATIONS</b>	<b>\$375,000</b>

LTC  
 Recipient Agency Fiscal Officer

Eric W  
 Sending Agency Fiscal Officer

10/9/2023  
 Date

10.12.23  
 Date

**NOTE:**  
 It is the Receiving Agency's responsibility to ensure the execution of this Agreement.  
 Both Agencies must submit copies of this Agreement with their Budget Request (and any subsequent BA-7's as documentation for I.A.T. revenues and I.A.T. expense).

INTERAGENCY AGREEMENT

BR-19B  
(8/08)

Interagency Agreement Between Coastal Protection & Restoration Authority (109) and Louisiana Oil Spill Coordinator's Office  
(Recipient Agency and #) (Sending Agency and #)

For Fiscal Year 2024-2025, Coastal Protection & Restoration Authority (109) is budgeted to receive the following revenue  
(Agency Name and #)

from Louisiana Oil Spill Coordinator's Office by Interagency Transfer for the following reason(s):  
(Agency Name and #)

**The purpose for the Interagency Agreement is :**  
 To reimburse Coastal Protection and Restoration Authority's cost on oil spills.

Louisiana Oil Spill Coordinator's Office	140,400
--	---------

Janice Lansing  
Recipient Agency Fiscal Officer - Janice Lansing

10/16/23  
Date

[Signature]  
Sending Agency Fiscal Officer

10/23/2023  
Date

It is the Receiving Agency's responsibility to ensure the execution of this Agreement.  
Both Agencies must submit copies of this Agreement with their Budget Request (and any subsequent BA-7s as documentation for I.A.T. revenues and I.A.T. expense.  
Page

INTERAGENCY AGREEMENT

Interagency Agreement between The Louisiana Department of Justice (141) and LA Department of Public Safety (08-419) for Fiscal Year 2024-2025 The Louisiana Department of Justice (141) is budgeted to receive the following revenue (s) from LA Department of Public Safety (08-419) by Interagency Transfer for the following reason (s):

Description of Services: To provide specialized legal services related to Indian Gaming matters.

Percentage of Salary & Related Benefits not to exceed: \$50,000

**Total Request for FY 24-25** \$50,000

Melisse Hannuch 10/4/23  
Recipient Agency Fiscal Officer Date

[Signature] 10/9/2023  
Sending Agency Fiscal Officer Date

Note: It is the receiving agency's responsibility to ensure the execution of this agreement. Both agencies must submit copies of this Agreement with their budget request (and any subsequent BA-7's) as documentation for I.A.I. revenues and I.A.T. expenses.

September 22, 2023


INTERAGENCY AGREEMENT

BR-19B  
(08/18)

Interagency Agreement Between Department of Public Safety and the Department of Justice for **Fiscal Year 24-25**, the Department of Public Safety  
(08-418) (04-141)

is budgeted to receive the following revenue from the Department of Justice by Interagency Transfer for the following reason(s): **\$5,000**

**The reason for the Interagency Agreement is :** Pursuant to HB268 of the 2017 Regular Session, to provide fingerprinting and background checks for DOJ full time equivlanets, wage, and temporary employees and new hires.

  
\_\_\_\_\_  
Recipient Agency Fiscal Officer      Date 10/2/2023

  
\_\_\_\_\_  
Sending Agency Fiscal Officer      Date 10/4/23

**NOTE:**  
It is the Receiving Agency's responsibility to ensure the execution of this Agreement.  
Both Agencies must submit copies of this Agreement with their Budget Request (and any subsequent BA-7s as documentation for I.A.T. revenues and I.A.T. expense).

10/4/2023

INTERAGENCY AGREEMENT


BR-19B  
(09/23)

Interagency Agreement Between State Police Commission (17-563) and Office of State Police (08B-419)  
(Recipient Agency and #) (Sending Agency and #)

For Fiscal Year 2024 - 2025, State Police Commission (17-563) is budgeted to receive the following revenue  
(Agency Name and #)

from Office of State Police (08B-419) by Interagency Transfer for the following reason(s):  
(Agency Name and #)

The reason for the Interagency Agreement is: that \$55,000 from the Office of State Police is to be transferred to the State Police Commission to apply toward expenditures related to the development and administration of cadet and promotional exams for the classified state police service.

	<u>9/25/2023</u>
Recipient Agency Fiscal Officer	Date
LTC Gregory Graphia	
<small>Digitally signed by LTC Gregory Graphia Date: 2023.09.25 13:18:27 -05'00'</small>	<u>9/25/23</u>
Sending Agency Fiscal Officer	Date

NOTE:  
It is the Receiving Agency's responsibility to ensure the execution of this Agreement.  
Both Agencies must submit copies of this Agreement with their Budget Request (and any subsequent BA-7s as documentation for I.A.T. revenues and I.A.T. expense).



INTERAGENCY AGREEMENT



BR-19B  
(8/08)

Interagency Agreement Between Dept. of Transportation and Development-Administration (07-273) and Office of State Police (08-419)  
(Recipient Agency and #) (Sending Agency and #)

For Fiscal Year 2024 - 2025, Dept. of Transportation and Development-Engineering and Operations (07-276) is budgeted to receive the following revenue  
(Agency Name and #)

from Office of State Police (08B-419) by Interagency Transfer for the following reason(s):  
(Agency Name and #)

The reason for this Interagency Agreement is : To cover Agency's annual cost of \$432 associated with the Statewide Topographic Mapping Program established in R.S. 48:36.

 10/3/2023  
Recipient Agency Fiscal Officer Date  
 10/9/2023  
Sending Agency Fiscal Officer Date

NOTE:  
It is the Receiving Agency's responsibility to ensure the execution of this Agreement.  
Both Agencies must submit copies of this Agreement with their Budget Request (and any subsequent BA-7s as documentation for I.A.T. revenues and I.A.T. expense).

INTERAGENCY AGREEMENT

BR-19B  
(8/08)

Interagency Agreement Between Dept. of Transportation and Development-Engineering and Operations (07-276) and Office of State Police (08-419)  
(Recipient Agency and #) (Sending Agency and #)

For Fiscal Year 2024 - 2025, Dept. of Transportation and Development-Engineering and Operations (07-276) is budgeted to receive the following revenue  
(Agency Name and #)

from Office of State Police (08B-419) by Interagency Transfer for the following reason(s):  
(Agency Name and #)

The reason for this interagency agreement is : To cover Agency's annual cost of \$26,275 associated with the Statewide Topographic Mapping Program established in R.S. 48:36.

 \_\_\_\_\_  
Date 10/3/2023

 \_\_\_\_\_  
Date 10/9/2023

NOTE:  
It is the Receiving Agency's responsibility to ensure the execution of this Agreement.  
Both Agencies must submit copies of this Agreement with their Budget Request (and any subsequent BA-7s as documentation for I.A.T. revenues and I.A.T. expense).

INTERAGENCY AGREEMENT

BR-19B  
(8/08)

Interagency Agreement Between Coastal Protection & Restoration Authority (109) and Louisiana Oil Spill Coordinator's Office  
(Recipient Agency and #) (Sending Agency and #)

For Fiscal Year 2024-2025, Louisiana Oil Spill Coordinator's Office is budgeted to receive the following revenue  
(Agency Name and #)

from Coastal Protection & Restoration Authority (109) by Interagency Transfer for the following reason(s):  
(Agency Name and #)

The purpose for the Interagency Agreement is :  
To provide funding for the Natural Resources Damage Assessment (NRDA) projects.

LOSCO NRDA - Administrative	\$10,404
-----------------------------	----------

  
\_\_\_\_\_  
Recipient Agency Fiscal Officer

10/23/2023  
Date

  
\_\_\_\_\_  
Sending Agency Fiscal Officer - Janice Lansing

10/18/23  
Date

NOTE:  
It is the Receiving Agency's responsibility to ensure the execution of this Agreement.  
Both Agencies must submit copies of this Agreement with their Budget Request (and any subsequent BA-7s as documentation for I.A.T. revenues and I.A.T. expense.  
Page

**FY25 DPS Interagency Agreement**

Interagency Agreement between the:

Office of Aircraft Services (21-829)

and the

Office of State Police (08-419)

(Recipient Agency)

(Sending Agency)

For Fiscal Year 2024-2025 (FY25), the Recipient Agency is budgeted and authorized to receive revenue in the amount(s) specified below, from the Sending Agency, by Interagency Transfer (IAT) of funding which has been appropriated to the Sending Agency for such purpose.

<u>Explanation of IAT between agencies:</u>	<u>Total</u>
Rentals and Maintenance	\$2,079,275.00
<b>Total</b>	<b>\$2,079,275.00</b>

Both agencies must submit copies of this agreement with their Budget Request (and any subsequent BA-7s as documentation for IAT revenue and IAT expense). Please provide and/or attach coding below.

\*This amount is based on the existing budgeted amount

_____ Recipient Agency Fiscal Officer	_____ Date	 _____ Sending Agency Fiscal Officer	<u>10/27/2023</u> Date
--	---------------	--	---------------------------

Amount	Agy. Bus. Area	GL	Cost Center	Fund	Grant/WBS	Internal Order	Funct. Area

Billing Preference                                                  
                                  Annual                      Bi-Annually                      Quarterly

*Once signed and coded, please return this agreement to DPS Budget Services by email [Budget.Section@la.gov]*

**FY25 DPS Interagency Agreement**

Interagency Agreement between the:

**Office of Risk Management (21-804)**

and the

**Office of State Police (08-419)**

(Recipient Agency)

(Sending Agency)

For Fiscal Year 2024-2025 (FY25), the Recipient Agency is budgeted and authorized to receive revenue in the amount(s) specified below, from the Sending Agency, by Interagency Transfer (IAT) of funding which has been appropriated to the Sending Agency for such purpose.

<u>Explanation of IAT between agencies:</u>	<u>Total</u>
Risk Management Insurance Premiums	\$14,810,982.00
<b><u>Total</u></b>	<b>\$14,810,982.00</b>

Both agencies must submit copies of this agreement with their Budget Request (and any subsequent BA-7s as documentation for IAT revenue and IAT expense). Please provide and/or attach coding below.

\*This amount is based on the existing budgeted amount, and will be adjusted by the Office of Planning and Budget.

_____ Recipient Agency Fiscal Officer	_____ Date	 _____ Sending Agency Fiscal Officer	<u>10/27/2023</u> Date
--	---------------	--	---------------------------

Amount	Agy. Bus. Area	GL	Cost Center	Fund	Grant/WBS	Internal Order	Funct. Area

Billing Preference                                                  
                                  Annual                      Bi-Annually                      Quarterly

*Once signed and coded, please return this agreement to DPS Budget Services by email [Budget.Section@la.gov]*

**FY25 DPS Interagency Agreement**

Interagency Agreement between the:

OSUP (01-107)

and the

Office of State Police (08-419)

(Recipient Agency)

(Sending Agency)

For Fiscal Year 2024-2025 (FY25), the Recipient Agency is budgeted and authorized to receive revenue in the amount(s) specified below, from the Sending Agency, by Interagency Transfer (IAT) of funding which has been appropriated to the Sending Agency for such purpose.

<u>Explanation of IAT between agencies:</u>	<u>Total</u>
OSUP Fees	\$117,097.00
<b>Total</b>	<b>\$117,097.00</b>

Both agencies must submit copies of this agreement with their Budget Request (and any subsequent BA-7s as documentation for IAT revenue and IAT expense). Please provide and/or attach coding below.

\*This amount is based on the existing budgeted amount, and will be adjusted by the Office of Planning and Budget.

_____ Recipient Agency Fiscal Officer	_____ Date	 _____ Sending Agency Fiscal Officer	10/27/2023 _____ Date
--	---------------	--	-----------------------------

Amount	Agy. Bus. Area	GL	Cost Center	Fund	Grant/WBS	Internal Order	Funct. Area

Billing Preference                                                  
                                  Annual                      Bi-Annually                      Quarterly

*Once signed and coded, please return this agreement to DPS Budget Services by email [Budget.Section@la.gov]*

**FY25 DPS Interagency Agreement**

Interagency Agreement between the:

OTS (21-815)

and the

Office of State Police (08-419)

(Recipient Agency)

(Sending Agency)

For Fiscal Year 2024-2025 (FY25), the Recipient Agency is budgeted and authorized to receive revenue in the amount(s) specified below, from the Sending Agency, by Interagency Transfer (IAT) of funding which has been appropriated to the Sending Agency for such purpose.

<u>Explanation of IAT between agencies:</u>	<u>Total</u>
IT Support Services	\$27,627,040.00
Telephone Services / Network Services	\$2,992,440.00
Postage	\$117,275.00
State Mail Services	\$115,000.00
<b>Total</b>	<b>\$30,851,755.00</b>

Both agencies must submit copies of this agreement with their Budget Request (and any subsequent BA-7s as documentation for IAT revenue and IAT expense). Please provide and/or attach coding below.

\*This amount is based on the existing budgeted amount & CB7 and/or CB-8 Technology requests, and will be adjusted by the Office of Planning and Budget.

_____ Recipient Agency Fiscal Officer	_____ Date	 Sending Agency Fiscal Officer	<u>10/27/2023</u> Date
--	---------------	---	---------------------------

Amount	Agy. Bus. Area	GL	Cost Center	Fund	Grant/WBS	Internal Order	Funct. Area

Billing Preference                                                  
                                  Annual                      Bi-Annually                      Quarterly

*Once signed and coded, please return this agreement to DPS Budget Services by email [Budget.Section@la.gov]*

**FY25 DPS Interagency Agreement**

Interagency Agreement between the:

SCS (17-560)

and the

Office of State Police (08-419)

(Recipient Agency)

(Sending Agency)

For Fiscal Year 2024-2025 (FY25), the Recipient Agency is budgeted and authorized to receive revenue in the amount(s) specified below, from the Sending Agency, by Interagency Transfer (IAT) of funding which has been appropriated to the Sending Agency for such purpose.

<u>Explanation of IAT between agencies:</u>	<u>Total</u>
SCS and CPTP Fees	\$268,687.00
<b>Total</b>	<b>\$268,687.00</b>

Both agencies must submit copies of this agreement with their Budget Request (and any subsequent BA-7s as documentation for IAT revenue and IAT expense). Please provide and/or attach coding below.

\*This amount is based on the existing budgeted amount, and will be adjusted by the Office of Planning and Budget.

_____ Recipient Agency Fiscal Officer	_____ Date	 _____ Sending Agency Fiscal Officer	<u>10/27/2023</u> Date
--	---------------	--	---------------------------

Amount	Agy. Bus. Area	GL	Cost Center	Fund	Grant/WBS	Internal Order	Funct. Area

Billing Preference                                                  
                                  Annual                      Bi-Annually                      Quarterly

*Once signed and coded, please return this agreement to DPS Budget Services by email [Budget.Section@la.gov]*



**FY25 DPS Interagency Agreement**

Interagency Agreement between the:

**Office of State Procurement (21-820)**

and the

**Office of State Police (08-419)**

(Recipient Agency)

(Sending Agency)

For Fiscal Year 2024-2025 (FY25), the Recipient Agency is budgeted and authorized to receive revenue in the amount(s) specified below, from the Sending Agency, by Interagency Transfer (IAT) of funding which has been appropriated to the Sending Agency for such purpose.

<u>Explanation of IAT between agencies:</u>	<u>Total</u>
Procurement	\$193,066.00
<b><u>Total</u></b>	<b>\$193,066.00</b>

Both agencies must submit copies of this agreement with their Budget Request (and any subsequent BA-7s as documentation for IAT revenue and IAT expense). Please provide and/or attach coding below.

\*This amount is based on the existing budgeted amount, and will be adjusted by the Office of Planning and Budget.

_____ Recipient Agency Fiscal Officer	_____ Date	 _____ Sending Agency Fiscal Officer	10/27/2023 _____ Date
--	---------------	--	-----------------------------

Amount	Agy. Bus. Area	GL	Cost Center	Fund	Grant/WBS	Internal Order	Funct. Area

Billing Preference                                                  
                                  Annual                      Bi-Annually                      Quarterly

*Once signed and coded, please return this agreement to DPS Budget Services by email [Budget.Section@la.gov]*

**FY25 DPS Interagency Agreement**

Interagency Agreement between the:

Dept of Treasury (04-147)

and the

Office of State Police (08-419)

(Recipient Agency)

(Sending Agency)

For Fiscal Year 2024-2025 (FY25), the Recipient Agency is budgeted and authorized to receive revenue in the amount(s) specified below, from the Sending Agency, by Interagency Transfer (IAT) of funding which has been appropriated to the Sending Agency for such purpose.

<u>Explanation of IAT between agencies:</u>	<u>Total</u>
State Treasury Fees	\$38,566.00
<b>Total</b>	<b>\$38,566.00</b>

Both agencies must submit copies of this agreement with their Budget Request (and any subsequent BA-7s as documentation for IAT revenue and IAT expense). Please provide and/or attach coding below.

\*This amount is based on the existing budgeted amount, and will be adjusted by the Office of Planning and Budget.

_____ Recipient Agency Fiscal Officer	_____ Date	 _____ Sending Agency Fiscal Officer	10/27/2023 Date
--	---------------	--	--------------------

Amount	Agy. Bus. Area	GL	Cost Center	Fund	Grant/WBS	Internal Order	Funct. Area

Billing Preference                                                  
                                  Annual                      Bi-Annually                      Quarterly

*Once signed and coded, please return this agreement to DPS Budget Services by email [Budget.Section@la.gov]*



This page has been intentionally left blank

