

Office of Statewide Reporting and Accounting Policy

State of Louisiana

Division of Administration

JOHN BEL EDWARDS
GOVERNOR




JAY DARDENNE
COMMISSIONER OF ADMINISTRATION

July 13, 2020

MEMORANDUM

TO: Fiscal Officers

FROM: Lindsay Schexnayder, CPA 
Director

SUBJECT: Cost Allocation – 2020 SWCAP

Enclosed is a copy of the negotiated agreement between the U.S. Department of Health & Human Services and the State of Louisiana for the 2020 Statewide Cost Allocation Plan (SWCAP), which is based on the actual costs for the fiscal year ended June 30, 2018. Also enclosed, as an addendum, is the maximum amount that federal programs may be charged for building space per square foot in the listed buildings for each year. Additional worksheets are included for agencies that utilized the Galvez or LaSalle parking garages in FY 2018. These provide the number of parking spaces occupied and the total allowable costs which may be recovered.

I hope this information will be useful in the preparation of your own proposals. If you have questions concerning the attached, please contact Mr. Sean Langlois at (225) 342-5509 (email: Sean.Langlois@la.gov) or Ms. Yuchi Fong at (225) 219-4444 (email: Yuchi.Fong@la.gov).

LS:sl

Enclosure



DEPARTMENT OF HEALTH & HUMAN SERVICES

Program Support Center
Financial Management Portfolio
Cost Allocation Services

1301 Young Street, Room 732
Dallas, TX 75202
PHONE: (214) 767-3261
FAX: (214) 767-3264
EMAIL: CAS-NY@psc.hhs.gov

June 19, 2020

Mr. Afranie Adomako, CPA
Director of Management and Finance
State of Louisiana Division of Administration
Claiborne Building
P.O. Box 94095
Baton Rouge, LA 70804-9095

Dear Mr. Adomako:

The Cost Allocation Agreement approving your state-wide central service costs are enclosed for the fiscal year ending June 30, 2020. The Agreement reflects an understanding reached between your organization and a member of my staff concerning the central service costs that may be included in the costs of your departments and agencies for further allocation to Federal grants and contracts performed by those departments and agencies. Please have the Agreement signed by a duly authorized representative of your organization and return it to me, retaining a copy for your files. We will reproduce and distribute the Agreement to the appropriate awarding agencies of the Federal Government for their use.

The fixed costs for the fiscal year ending June 30, 2020 are based on actual costs for the fiscal year ended June 30, 2018. The Fixed costs for fiscal year ended June 30, 2018 are considered final.

During our review of your central service cost allocation plan, it was disclosed that the State's actuarially determined pension contributions exceeded the Governmental Accounting Standards Board (GASB) Statement No. 68 calculated pension expense. However, 2 CFR 200.431(g) (3) only allows pension plan costs determined in accordance with GAAP (i.e., GASB 68). The Office of Management and Budget (OMB) is aware of the issue and is currently considering revising the regulations. Therefore, we reserve the right to make an adjustment to the billed pension costs to disallow the pension contributions in excess of the GASB 68 calculated pension expense, if OMB does not revise the regulation or issue an exception.

We have received your next SWCAP based on fiscal year ending June 30, 2019. To complete the negotiation of your plan timely, it must be prepared in accordance with 2 CFR Part 200, Uniform Administrative Requirements, Cost Principles, and Audit Requirements for Federal Awards; Final Rule issued by the Office of Management and Budget (OMB) on December 26, 2013. The website for these new regulations is: <https://www.gpo.gov/fdsys/granule/CFR-2014-title2-vol1/CFR-2014-title2-vol1-part200>.

Page 2
Mr. Adomako

Thank you for your cooperation. If you have any questions, please call Katherine Tang at (214) 767-5362.

Sincerely,


Darryl W.
Mayes -S

Digitally signed by Darryl W. Mayes-S
DN: c=US, o=U.S. Government,
ou=HHS, ou=PSC, ou=People,
b.9.2342.19200300.100.1.1=200013166
9, cn=Darryl W. Mayes -S
Date: 2020.07.07 09:57:07 -04'00'

Darryl Mayes
Deputy Director
Cost Allocation Services

Enclosure

Concurrence



Name

DIRECTOR OF MANAGEMENT & FIN - DOA

Title

7/8/20

Date

**COST ALLOCATION AGREEMENT
STATE AND LOCAL GOVERNMENTS**

EIN #: 1726000720A1

DATE: June 19, 2020

STATE/LOCALITY:

State of Louisiana
Division of Administration
State Capitol Annex
P.O. Box 94095
Baton Rouge, LA 70804-9095

FILING REF: The preceding
agreement was dated
December 21, 2018

SECTION I: ALLOCATED COSTS

The central service costs listed in Exhibit A, attached, are approved on a Fixed basis and may be included as part of the costs of the State/local departments and agencies indicated during the fiscal year ending June 30, 2020 for further allocation to Federal grants, contracts, and other agreements performed at those departments and agencies.

SECTION II: BILLED COSTS

In addition to Section I, which provides for services furnished but not billed, the services listed below are furnished and billed to departments and agencies:

1. Unemployment Compensation
2. Office of Risk Management
3. Administrative Services
4. Office of Telecommunications Management (OTM)
5. Office of Aircraft Services (OAS)
6. DOA - Uniform Payroll System
7. Office of State Buildings
8. Reserved for Future Use (Formerly OCS)
9. Treasury – Central Banking Services
10. Department of Civil Service
11. Division of Administrative Law
12. Office of Group Benefits (OGB)
13. State Employees Retirement System
14. Reserved for Future Use (Formerly LPAA)
15. Reserved for Future Use (Formerly HCM)
16. Office of State Procurement
17. Office of Technology Services (OTS)

STATE/LOCALITY: State of Louisiana

DATE: June 19, 2020

SECTION III: CONDITIONS

The amounts approved in Section I and the billings for the services listed in Section II are subject to the following conditions:

- A. **LIMITATIONS:** (1) Charges resulting from this Agreement are subject to any statutory or administrative limitations and apply to a given grant, contract, or other agreement only to the extent that funds are available. (2) Such charges represent costs incurred by the State/locality which are legal obligations of the State/locality and are allowable under OMB Uniform Guidance (2 CFR 200). (3) The same costs that are treated as indirect costs are not claimed as direct costs. (4) Similar type of costs is accorded consistent accounting treatment. (5) The information provided by the State/locality which was used to establish this Agreement is not later found to be materially incomplete or inaccurate.
- B. **ACCOUNTING CHANGES:** This Agreement is based on the accounting system purported by the State/locality to be in effect during the Agreement period. Changes to the method of accounting for costs which affect the amount of reimbursement resulting from the use of this Agreement require prior approval of the authorized representative of the Cognizant Agency. Such changes include, but are not limited to, changes in the charging of a particular type of cost from an allocated cost to a billed cost. Failure to obtain such approval may result in cost disallowances.
- C. **FIXED AMOUNTS:** If fixed amounts are approved in Section I of this Agreement, they are based on an estimate of the costs for the period covered by the Agreement. When the actual costs for this period are determined, adjustments will be made to the amounts of a future year to compensate for the difference between the costs used to establish the fixed amounts and actual costs.
- D. **BILLED COSTS:** Charges for the services listed in Section II will be billed in accordance with rates established by the State/locality. These rates will be based on the estimated costs of providing the services. Adjustments for variances between billed costs and the actual allowable costs of providing the services, as defined by OMB Uniform Guidance (2 CFR 200), will be made in accordance with procedures agreed to between the State/locality and the Cognizant Agency.
- E. **USE BY OTHER FEDERAL AGENCIES:** This Agreement was executed in accordance with the authority in OMB Uniform Guidance (2 CFR 200), and should be applied to grants, contracts and other agreements covered by this Circular, subject to any limitations in Paragraph A above. The State/locality may provide copies of this Agreement to other Federal Agencies to give them early notification of the Agreement.
- F. **SPECIAL REMARKS:**
As required by 2 CFR 200, State Agencies treat the payments for unused leave for separating employees as general administrative expense that is allocated to all activities of the agency.

Equipment Definition - Equipment means an article of nonexpendable, tangible personal property having a useful life of more than one year and an acquisition cost of \$5,000.00 or more per unit.

STATE/LOCALITY: State of Louisiana

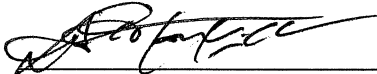
DATE: June 19, 2020

ACCEPTANCE:

BY THE STATE/LOCALITY:

STATE OF LOUISIANA

(STATE/LOCALITY)



(SIGNATURE)

Afranie Adomako, CPA

(NAME)

Director of Management and Finance

(TITLE)

7/8/20

(DATE)

BY THE COGNIZANT AGENCY ON
BEHALF OF THE FEDERAL GOVERNMENT:

DEPARTMENT OF HEALTH AND HUMAN SERVICES

(AGENCY)

Darryl W. Mayes -S

Digitally signed by Darryl W. Mayes -S
DN: c=US, o=U.S. Government, ou=HHS, ou=PSC,
ou=People, 0.9.2342.19200300.100.1.1=2000131669,
cn=Darryl W. Mayes -S
Date: 2020.07.07 09:56:20 -0400'

(SIGNATURE)

Darryl W. Mayes

(NAME)

Deputy Director, Cost Allocation Services

(TITLE)

June 19, 2020

(DATE)

HHS Representative: Katherine Tang

Telephone: 214-767-5362

STATE OF LOUISIANA
STATEWIDE COST ALLOCATION PLAN
CALCULATION OF FIXED COSTS
FOR FISCAL YEAR 2020

Summary by Department - Exhibit A

CAP Code	Department / Budget Account	Equipment Depreciation	DOA-Genl Counsel	DOA-Commissioner	DOA-Human Resources	DOA-Fin & Support Svcs	DOA-Plan & Budget	DOA-Reptg & Accounting	DOA-Internal Audit
15	100 Executive Office	-	-	(250,000)	39,881	14,466	29,890	914	-
16	101 Office of Indian Affairs	-	-	-	1,525	817	18,913	1	-
17	102 Office of Inspector General	-	-	-	10,862	13,690	22,903	127	-
18	103 Mental Health Advocacy Svc	-	-	-	19,420	69,314	27,822	316	-
19	107 Office of Computing Svcs	-	-	-	-	-	-	-	-
20	107 State Register	-	-	6,480	7,623	54,450	-	866	-
21	107 Planning & Budget Other	-	-	-	-	-	98,371	-	-
22	107 CDBG	-	-	11,547	16,771	12,826	-	1,741	(63,340)
23	107 CDBG-Disaster Recovery	18,556	-	94,605	111,296	(407,041)	-	-	(500)
24	107 Local Govt Asst Prog	-	-	3,888	4,574	32,683	-	519	-
25	107 ERP	-	-	-	-	-	-	-	-
26	107 State Land	-	-	22,031	25,918	185,091	-	2,944	(4,402)
27	107 State Buildings	-	-	137,372	161,608	1,075,127	-	18,354	419
28	107 Facility Planning	-	-	-	-	-	-	-	-
29	107 DOA-OSUP	-	-	29,807	35,066	336,668	-	3,982	(14,104)
30	107 LEAF	-	-	-	-	-	-	-	-
31	107 Travel Mgmt	-	-	11,664	13,721	97,995	-	1,558	356
32	107 E Services	-	-	-	-	-	-	-	-
33	107 Office of the CIO	-	-	-	-	-	-	-	-
34	107 TANF	-	-	-	-	-	-	-	-
35	107 CO Special Projects	-	-	-	-	58,917	-	-	-
36	107 SGMO	-	-	-	-	-	-	-	-
37	107 DOA Federal Funds Office	-	-	(2,708)	-	(17,511)	-	(163)	-
38	814 Patients Compensation	-	-	-	-	-	-	-	-
39	109 Office of Coastal Protection & Restor	-	-	-	-	-	54,959	3,554	41
40	110 Louisiana Recovery Authority	-	-	-	-	-	-	-	-
41	111 Homeland Security & Emg Prep	-	-	-	-	-	43,936	34,819	140
42	112 Dept of Military Affairs	-	-	-	-	-	40,317	7,172	-
43	116 LA Public Defender Board	-	-	-	8,780	30,536	46,141	2,646	32,595
44	124 LA Stadium	-	-	-	-	-	7,832	-	-
45	565 Board of Tax Appeals	-	-	-	-	-	2,614	115	-
46	129 LA Comm Law Enforce Adm	-	-	-	-	-	39,348	4,007	93
47	133 Office of Elderly Affairs	-	(110,439)	-	-	-	27,070	3,700	17,536
48	254 LA State Racing commission	-	-	-	-	-	19,572	877	-
49	255 Office of Financial Institutions	-	-	-	-	-	11,746	936	-
50	259 LA State Board of Cosmetology	-	-	-	-	-	-	-	-
51	130 Dept of Veterans Affairs	-	-	-	-	-	60,970	874	(105)
52	131 LA War Veterans Home	-	-	-	-	-	3,492	765	-
53	132 NE LA War Veterans Home	-	-	-	-	-	8,412	940	-
54	134 SW LA War Veterans home	-	-	-	-	-	8,874	1,044	-
55	135 NW LA War Veterans Home	-	-	-	-	-	14,028	956	-
56	136 SE LA War Veterans Home	-	-	-	-	-	10,178	1,017	-
57	139 Secretary of State	-	-	-	-	-	-	-	-
58	141 Office of Attorney General	-	-	-	-	-	77,892	4,919	-
59	146 L.T. Governor	-	-	-	-	-	10,189	662	-
60	147 Treasury	-	-	-	-	-	-	-	-
61	Treasury Banking	-	-	-	-	-	-	-	-
62	158 Public Service Commission	-	-	-	-	-	6,784	635	-
63	160 Agriculture & Forestry	-	-	-	-	-	78,941	5,672	-
64	165 Commissioner of Insurance	-	-	-	-	-	33,700	2,407	279
65	170 Supreme Court	-	-	-	-	-	12,044	10,342	-

STATE OF LOUISIANA
STATEWIDE COST ALLOCATION PLAN
CALCULATION OF FIXED COSTS
FOR FISCAL YEAR 2020

Summary by Department - Exhibit A

CAP Code	Department / Budget Account	Equipment Depreciation	DOA-Genl Counsel	DOA-Commissioner	DOA-Human Resources	DOA-Fin & Support Svcs	DOA-Plan & Budget	DOA-Reptg & Accounting	DOA-Internal Audit
66	171 Appeals Court	-	-	-	-	-	-	2,957	-
67	251 Econ Dev-Office of Secretary	-	-	-	-	-	(374)	1,127	-
68	252 Office of Business Development	-	-	-	-	-	2,153	1,251	-
69	261 Culture Rec Tourism Office of Sec	-	-	-	-	-	12,200	349	-
70	262 CRT Library	-	-	-	-	-	8,698	478	-
71	263 CRT Museum	-	-	-	-	-	9,137	436	-
72	264 CRT Parks	-	-	-	-	-	57,418	1,993	-
73	265 CRT Cultural Development	-	-	-	-	-	10,038	470	-
74	267 CRT Tourism	-	-	-	-	-	46,361	2,015	-
75	273 DOT-Administration	-	-	-	-	-	5,826	3,569	(105)
76	274 DOT-Public Improvements	-	-	-	-	-	42,737	-	-
77	276 DOT-Engineering & Operations	-	-	-	-	-	86,069	43,113	-
78	813 Sabine River Authority	-	-	-	-	-	-	-	-
79	400 Corrections Admin	-	-	-	-	-	11,732	8,121	1,065
80	401 Phelps Correctional Center	-	-	-	-	-	-	-	-
81	402 LA State Penitentiary	-	-	-	-	-	12,430	12,006	-
82	405 Raymond Laborde Correctional Center	-	-	-	-	-	12,475	2,302	-
83	406 LA Correctional Inst Women	-	-	-	-	-	10,937	2,045	-
84	407 Winn Correctional Center	-	-	-	-	-	10,937	604	-
85	408 Allen Correctional Center	-	-	-	-	-	10,937	614	-
86	409 Dixon Correctional Institute	-	-	-	-	-	10,937	3,594	-
87	413 Hunt Correctional Center	-	-	-	-	-	10,937	5,441	-
88	414 Wade Correctional Cneter	-	-	-	-	-	10,937	2,178	-
89	415 Adult Probation & Parole	-	-	-	-	-	10,981	5,789	-
90	416 Rayburn Correctional Center	-	-	-	-	-	10,981	1,990	-
91	451 Local Housing Adult Offender	-	-	-	-	-	14,430	15,247	-
92	418 Public Safety Office of Mgmt & Fin	-	-	-	-	-	2,904	1,332	652
93	419 Office of State Police	-	-	-	-	-	15,675	24,042	-
94	420 Office of Motor Vehicles	-	-	-	-	-	6,600	3,984	-
95	421 Office of Legal Affairs	-	-	-	-	-	-	-	-
96	422 State Fire Marshal	-	-	-	-	-	1,094	1,793	-
97	423 LA Gaming Control Board	-	-	-	-	-	(672)	62	-
98	424 Liquefied Petroleum Gas Comm	-	-	-	-	-	(672)	148	-
99	425 LA Highway Safety Comm	-	-	-	-	-	(716)	(436)	-
100	403 Office of Juvenile Justice	-	-	-	-	-	297,095	8,963	47
101	452 Local Housing juvenile Offender	-	-	-	-	-	100,369	(25)	-
102	300 LDH-JPHSA	-	-	-	-	-	279	829	-
103	301 LDH-FLAHS	-	-	-	-	-	2,936	323	-
104	302 LDH-CAHSA	-	-	-	-	-	4,640	209	-
105	303 LDH-Developmental Disability Council	-	-	-	-	-	12,228	167	-
106	304 LDH-Metro HSD	-	-	-	-	-	4,355	1,222	-
107	305 LDH-Medical Vendor Admin	-	-	-	-	-	19,623	37,130	-
108	306 LDH-Medical Vendor Payments	-	-	-	-	-	118,205	1,209,516	-
109	307 LDH-Office of Secretary	-	-	-	-	-	36,190	4,385	(209)
110	309 LDH-SC LA Human Svcs Authority	-	-	-	-	-	9,391	552	-
111	310 LDH-NE Delta HSA	-	-	-	-	-	9,259	391	-
112	320 LDH-Office of Aging & Adult Svcs	-	-	-	-	-	70,042	3,484	-
113	324 LDH-LA Emergency Response Network	-	-	-	-	-	16,410	103	-
114	325 LDH-Acadiana Area HSD	-	-	-	-	-	14,763	883	-
115	326 LDH-Office of Public Health	-	-	-	-	-	47,596	24,433	-
116	330 LDH-Office of Behavioral Health	-	-	-	-	-	66,052	17,632	-

STATE OF LOUISIANA
STATEWIDE COST ALLOCATION PLAN
CALCULATION OF FIXED COSTS
FOR FISCAL YEAR 2020

Summary by Department - Exhibit A

CAP Code	Department / Budget Account	Equipment Depreciation	DOA-Genl Counsel	DOA-Commissioner	DOA-Human Resources	DOA-Fin & Support Svcs	DOA-Plan & Budget	DOA-Reptg & Accounting	DOA-Internal Audit
117	340 LDH-Office of Citizen's Dev Disb	-	-	-	-	-	36,508	11,702	-
118	360 Office for Children/Family Svcs	-	-	-	-	-	230,966	47,770	(128)
119	375 LDH-Imperial Calcasieu HSA	-	-	-	-	-	10,137	384	-
120	376 LDH-Central Louisiana HSD	-	-	-	-	-	10,049	276	-
121	377 LDH-Northwest Louisiana HSD	-	-	-	-	-	8,960	(98)	-
122	431 Natural Resources-Secretary	-	-	-	-	-	8,019	273	(11)
123	432 Office of Conservation	-	-	-	-	-	25,007	1,716	-
124	434 Office of Mineral Resources	-	-	-	-	-	12,550	324	-
125	435 Office of Coastal Management	-	-	-	-	-	926	456	-
126	440 Office of Revenue	-	-	42,927	-	-	63,322	7,568	(52)
127	106 Tax Commission	-	-	-	20,461	-	28,531	344	-
128	856 DEQ-Office of Environmental Quality	-	-	-	-	-	42,586	9,257	(157)
129	474 Workforce Support & Training	-	-	-	-	-	41,375	16,629	693
130	511 Wildlife & Fisheries-Mgmt & Fin	-	-	-	-	-	40,237	837	-
131	512 Wildlife & Fisheries-Secretary	-	-	-	-	-	42,458	3,035	-
132	513 Office of Wildlife	-	-	-	-	-	42,458	1,845	-
133	514 Office of Fisheries	-	-	-	-	-	42,413	2,566	-
134	560 State Civil Service	-	-	-	-	-	24,645	899	-
135	561 Munic Fire Police Civil Service	-	-	-	-	-	11,097	179	-
136	562 Ethics Administration	-	-	-	-	-	9,484	343	-
137	563 State Police Commission	-	-	-	-	-	21,690	47	-
138	571 School Employee Retirement System	-	-	-	-	-	(2,208)	16,146	-
139	572 LASER	-	-	-	-	-	30,304	114,006	-
140	573 Teacher Retirement System	-	-	-	-	-	4,270	180,949	47
141	575 State Police Retirement System	-	-	-	-	-	3,917	4,423	-
142	583 Fire Retirement System	-	-	-	-	-	-	-	-
143	584 Municipal Police Retirement System	-	-	-	-	-	-	-	-
144	585 LA St Emp Ret Sys - St Cont	-	-	-	-	-	-	-	-
145	586 Teacher Retirement Sys-State	-	-	-	-	-	-	-	-
146	600 LSU Board	-	-	-	-	-	(1,987)	-	-
147	601 LSU Baton Rouge	-	-	-	-	-	69,580	76,463	134
148	602 LSU Alexandria	-	-	-	-	-	311	2,815	-
149	603 Univ of New Orleans	-	-	-	-	-	12,246	13,124	-
150	604 LSUHSC-New Orleans	-	-	-	-	-	14,469	50,212	-
151	605 LSU Eunice	-	-	-	-	-	(499)	1,912	-
152	606 LSU Shreveport	-	-	-	-	-	1,594	4,665	-
153	607 LSU Agriculture Center	-	-	-	-	-	9,400	9,901	(11)
154	608 Hebert Law Center	-	-	-	-	-	(1,263)	-	-
155	609 Penn Biomed Research Center	-	-	-	-	-	600	4,112	-
156	610 LSUHSC-Hlth Sci	-	-	-	-	-	6,532	185	47
157	611 LSUHSC-Shreveport	-	-	-	-	-	(2,067)	36,439	-
158	612 Baton Rouge Comm College	-	-	-	-	-	3,753	3,614	-
159	614 Southern-Law Center	-	-	-	-	-	(603)	1,175	-
160	615 Southern-Board of Supvrs	-	-	-	-	-	(2,076)	605	-
161	616 Southern-Baton Rouge	-	-	-	-	-	6,864	10,030	-
162	617 Southern-New Orleans	-	-	-	-	-	400	2,900	-
163	618 Southern-Shreveport	-	-	-	-	-	(361)	2,238	-
164	619 Southern-AG Center	-	-	-	-	-	(522)	917	-
165	620 Board of Supv ULA Systme	-	-	-	-	-	(10,539)	226	134
166	621 Nichols State University	-	-	-	-	-	3,973	6,478	-
167	623 Grambling State University	-	-	-	-	-	2,444	7,967	-

STATE OF LOUISIANA
STATEWIDE COST ALLOCATION PLAN
CALCULATION OF FIXED COSTS
FOR FISCAL YEAR 2020

Summary by Department - Exhibit A

CAP Code	Department / Budget Account	Equipment Depreciation	DOA-Genl Counsel	DOA-Commissioner	DOA-Human Resources	DOA-Fin & Support Svcs	DOA-Plan & Budget	DOA-Reptg & Accounting	DOA-Internal Audit
168	625 LA Tech University	-	-	-	-	-	19,927	13,265	-
169	627 McNeese State University	-	-	-	-	-	5,080	6,876	62,116
170	629 University of LA-Monroe	-	-	-	-	-	12,405	11,404	227
171	631 Northwestern State University	-	-	-	-	-	9,794	9,120	-
172	634 Southeastern LA University	-	-	-	-	-	16,763	12,250	-
173	640 University of LA-Lafayette	-	-	-	-	-	25,469	29,302	-
174	641 Delgado Community College	-	-	-	-	-	9,666	7,593	-
175	643 Nunez Community College	-	-	-	-	-	763	1,215	-
176	644 Bossier Community College	-	-	-	-	-	3,381	3,145	-
177	645 South LA Community College	-	-	-	-	-	2,875	4,313	-
178	646 RiverPrh Community College	-	-	-	-	-	309	850	-
179	647 LA Delta Community College	-	-	-	-	-	1,745	2,273	-
180	648 LA Technical College	-	-	-	-	-	(2,372)	-	-
181	649 LCTCS	-	-	-	-	-	1,795	4,757	-
182	731 Fletcher Tech Comm College	-	-	-	-	-	498	766	-
183	751 SOWELA Tech Comm College	-	-	-	-	-	2,059	2,344	-
184	653 School for Deaf & Visually Impaired	-	-	-	-	-	25,923	1,797	-
185	655 LA Special Education Ctr	-	-	-	-	-	25,455	1,648	-
186	657 LA School Math Science & Arts	-	-	-	-	-	23,738	689	-
187	658 Thrive Academy	-	-	-	-	-	22,134	379	-
188	662 Educational TV Authority	-	-	-	-	-	25,258	566	-
189	666 BR Elem & Secondary Education	-	-	-	6,845	(331)	21,512	1,654	-
190	671 Board of Regents	-	-	-	-	(223,002)	54,551	38,889	693
191	673 NO Center for Creative Arts	-	-	-	-	-	20,463	617	-
192	678 DOE-State Activities	-	-	-	-	-	74,295	10,797	879
193	681 Subgrantee Assistance	-	-	-	-	-	99,118	95,553	-
194	682 Recovery School District	-	-	-	-	-	33,746	(2,968)	-
195	695 Minimum Foundation Program	-	-	-	-	-	97,485	286,095	-
196	697 Non-Public Educational Assistance	-	-	-	-	-	9,280	965	-
197	699 Special School Districts	-	-	-	-	-	22,407	537	-
198	710 Capital Area Technical College	-	-	-	-	-	-	-	-
199	730 South Central LA Technical College	-	-	-	-	-	-	725	-
200	734 SCLTC-River Parish Campus	-	-	-	-	-	-	-	-
201	740 Acadiana Technical College	-	-	-	-	-	-	-	-
202	760 Central LA Technical Community College	-	-	-	-	-	511	1,750	-
203	770 Northwest LA Technical College	-	-	-	-	-	-	28	-
204	780 Northeast LA Technical College	-	-	-	-	-	-	-	-
205	787 LCTCS Online	-	-	-	-	-	(2,031)	67	-
206	788 Northshore Technical Community College	-	-	-	-	-	1,234	1,960	-
207	790 Thibodaux Training Academy	-	-	-	-	-	-	-	-
208	860 Clean Water State Rev Fund	-	-	-	-	-	77,882	(6,720)	-
209	861 Safe Drinking Water	-	-	-	-	-	(3,400)	(2,391)	-
210	862 LA Gulf Opportunity	-	-	-	-	-	-	-	-
211	796 Central Regional Laundry	-	-	-	-	-	-	-	-
212	800 Office of Group Benefits	-	(223,552)	(59,551)	25,518	674,106	20,034	65,817	(232,409)
213	804 Office of Risk Mgmt	-	(62,129)	(64,008)	21,502	(185,221)	26,947	17,545	32,463
214	805 Administrative Services	-	-	-	-	70,620	(795)	-	-
215	806 LA Property Assistance Agency	-	(45,000)	50,542	19,903	41,145	8,778	661	(92)
216	807 Federal Property Assistance	-	-	11,664	4,352	(42,614)	12,399	39	(14,849)
217	808 Office of Telecommunications Mgmt	-	-	-	-	(179,628)	(839)	-	-
218	811 Prison Enterprises	-	-	-	-	-	12,399	2,060	-

STATE OF LOUISIANA
STATEWIDE COST ALLOCATION PLAN
CALCULATION OF FIXED COSTS
FOR FISCAL YEAR 2020

Summary by Department - Exhibit A

CAP Code	Department / Budget Account	Equipment Depreciation	DOA-Genl Counsel	DOA-Commissioner	DOA-Human Resources	DOA-Fin & Support Svcs	DOA-Plan & Budget	DOA-Reptg & Accounting	DOA-Internal Audit
219	815 Office of Technology Svcs	-	(97,695)	712,861	616,364	2,078,398	23,691	31,976	129,902
220	816 Administrative Law	-	-	-	-	-	6,513	521	-
221	820 DOA State Procurement	-	84,488	(249,626)	61,151	(133,129)	21,946	1,939	(28,103)
222	821 DOA Human Capital Management	-	86,613	(430,592)	-	(41,768)	(9,185)	(2,286)	-
223	829 Office of Aircraft Services	-	-	3,888	4,574	(46,702)	14,726	96	233
224	906 District Attorney	-	-	-	-	22,795	22,586	2,289	-
225	933 Governor Conference	-	-	-	-	182	940	36	-
226	977 DOA Debt Service	-	-	-	-	28,731	3,976	6,965	-
227	ARRA	-	-	-	-	-	-	-	-
228	OTHER	-	863,709	-	-	47	88,839	348,263	115,787
Total		18,556	495,995	82,792	1,237,713	3,621,655	3,984,124	3,253,913	37,998

STATE OF LOUISIANA
STATEWIDE COST ALLOCATION PLAN
CALCULATION OF FIXED COSTS
FOR FISCAL YEAR 2020

Summary by Department - Exhibit A

CAP Code	Department / Budget Account	DOA-Facility Planning	Sec of State (139)	Legislative Auditor	Unemp Comp Claims Admin	Dept of Treasury (147)	Total
15	100 Executive Office	4,131	(13,631)	322,180	(1,304)	3,274	149,801
16	101 Office of Indian Affairs	-	-	-	-	8	21,264
17	102 Office of Inspector General	1,377	-	-	-	808	49,767
18	103 Mental Health Advocacy Svc	5,508	-	-	-	1,820	124,200
19	107 Office of Computing Svcs	-	-	-	-	-	-
20	107 State Register	-	-	-	-	322	69,740
21	107 Planning & Budget Other	-	-	-	-	-	98,371
22	107 CDBG	-	-	-	-	570	(19,885)
23	107 CDBG-Disaster Recovery	-	-	-	-	4,699	(178,386)
24	107 Local Govt Asst Prog	-	-	-	-	193	41,857
25	107 ERP	-	-	-	-	-	-
26	107 State Land	-	-	-	-	1,094	232,676
27	107 State Buildings	-	-	-	-	6,822	1,399,701
28	107 Facility Planning	1,453,964	-	-	-	-	1,453,964
29	107 DOA-OSUP	-	-	-	-	24,312	415,731
30	107 LEAF	-	-	-	-	-	-
31	107 Travel Mgmt	-	-	-	-	579	125,874
32	107 E Services	-	-	-	-	-	-
33	107 Office of the CIO	-	-	-	-	-	-
34	107 TANF	-	-	-	-	-	-
35	107 CO Special Projects	-	-	-	-	1,708	60,625
36	107 SGMO	-	-	-	-	-	-
37	107 DOA Federal Funds Office	-	-	-	-	(138)	(20,520)
38	814 Patients Compensation	-	1,385	-	-	(2)	1,383
39	109 Office of Coastal Protection & Restor	9,429	-	1,545,769	-	11,619	1,625,370
40	110 Louisiana Recovery Authority	-	-	-	-	-	-
41	111 Homeland Security & Emg Prep	1,377	-	966,647	(377)	38,852	1,085,394
42	112 Dept of Military Affairs	-	-	(72,333)	(1,067)	22,631	(3,280)
43	116 LA Public Defender Board	1,377	-	-	(357)	744	122,461
44	124 LA Stadium	-	-	152,886	-	13	160,732
45	565 Board of Tax Appeals	1,377	-	-	-	957	5,063
46	129 LA Comm Law Enforce Adm	2,754	6,201	121,476	(813)	6,386	179,453
47	133 Office of Elderly Affairs	6,464	-	2,461	-	5,755	(47,454)
48	254 LA State Racing commission	1,377	-	102,439	256	6,326	130,847
49	255 Office of Financial Institutions	8,262	61,977	78,495	13	4,485	165,914
50	259 LA State Board of Cosmetology	-	-	(18,275)	-	(1)	(18,276)
51	130 Dept of Veterans Affairs	211	-	223,154	(502)	5,645	290,247
52	131 LA War Veterans Home	-	-	-	911	5,652	10,820
53	132 NE LA War Veterans Home	-	-	-	533	4,980	14,865
54	134 SW LA War Veterans home	-	-	-	(228)	6,320	16,011
55	135 NW LA War Veterans Home	-	-	-	(140)	5,343	20,187
56	136 SE LA War Veterans Home	-	-	-	530	3,819	15,545
57	139 Secretary of State	-	3,419,884	-	-	-	3,419,884
58	141 Office of Attorney General	8,684	33,336	192,121	120	29,936	347,007
59	146 L.T. Governor	1,377	-	-	-	1,700	13,928
60	147 Treasury	-	-	-	-	2,081,843	2,081,843
61	Treasury Banking	-	-	-	-	516,137	516,137
62	158 Public Service Commission	12,604	-	30,855	102	4,300	55,281
63	160 Agriculture & Forestry	1,377	-	(23,387)	(1,531)	31,706	92,777
64	165 Commissioner of Insurance	2,754	-	(341)	(533)	11,184	49,450
65	170 Supreme Court	-	-	(4,120)	(178)	16	18,103

STATE OF LOUISIANA
STATEWIDE COST ALLOCATION PLAN
CALCULATION OF FIXED COSTS
FOR FISCAL YEAR 2020

Summary by Department - Exhibit A

CAP Code	Department / Budget Account	DOA-Facility Planning	Sec of State (139)	Legislative Auditor	Unemp Comp Claims Admin	Dept of Treasury (147)	Total
66	171 Appeals Court	-	-	(1,377)	(359)	-	1,221
67	251 Econ Dev-Office of Secretary	2,754	10,975	(224,067)	(13)	2,921	(206,679)
68	252 Office of Business Development	1,377	-	-	(765)	4,759	8,775
69	261 Culture Rec Tourism Office of Sec	2,754	25,175	254,801	-	2,377	297,656
70	262 CRT Library	-	-	-	(416)	3,234	11,995
71	263 CRT Museum	-	-	-	(675)	7,292	16,190
72	264 CRT Parks	1,377	-	-	(2,626)	11,538	69,701
73	265 CRT Cultural Development	4,131	-	-	-	2,752	17,391
74	267 CRT Tourism	1,377	-	-	(39)	6,482	56,196
75	273 DOT-Administration	-	-	(148,702)	30	16,019	(123,362)
76	274 DOT-Public Improvements	-	-	-	-	305	43,042
77	276 DOT-Engineering & Operations	1,377	-	-	125	44,208	174,891
78	813 Sabine River Authority	-	-	-	-	-	-
79	400 Corrections Admin	(1,166)	57,034	127,518	(15)	9,087	213,375
80	401 Phelps Correctional Center	-	-	-	-	-	-
81	402 LA State Penitentiary	-	-	-	142	25,276	49,853
82	405 Raymond Laborde Correctional Center	-	-	-	(408)	6,542	20,911
83	406 LA Correctional Inst Women	-	-	-	(337)	6,737	19,382
84	407 Winn Correctional Center	-	-	-	-	23	11,564
85	408 Allen Correctional Center	-	-	-	7	3,542	15,100
86	409 Dixon Correctional Institute	-	-	-	(901)	8,329	21,959
87	413 Hunt Correctional Center	-	-	-	(2,872)	10,532	24,038
88	414 Wade Correctional Cneter	-	-	-	10	5,696	18,821
89	415 Adult Probation & Parole	28,918	-	-	(190)	10,737	56,235
90	416 Rayburn Correctional Center	-	-	-	49	5,360	18,380
91	451 Local Housing Adult Offender	-	-	-	-	173	29,851
92	418 Public Safety Office of Mgmt & Fin	-	11,517	676,544	(1,295)	6,527	698,181
93	419 Office of State Police	26,796	-	-	-	73,533	140,046
94	420 Office of Motor Vehicles	27,752	-	-	-	38,060	76,396
95	421 Office of Legal Affairs	-	-	-	-	1	1
96	422 State Fire Marshal	8,052	-	-	-	10,535	21,473
97	423 LA Gaming Control Board	1,377	-	-	-	573	1,340
98	424 Liquefied Petroleum Gas Comm	-	-	-	-	675	151
99	425 LA Highway Safety Comm	-	-	-	13	2,205	1,066
100	403 Office of Juvenile Justice	13,981	-	225,684	582	15,956	562,307
101	452 Local Housing juvenile Offender	-	-	-	-	11	100,356
102	300 LDH-JPHSA	-	-	-	(503)	7,948	8,553
103	301 LDH-FLAHS	-	-	72,798	344	17,147	93,549
104	302 LDH-CAHSA	211	-	63	1,032	8,563	14,718
105	303 LDH-Developmental Disability Council	1,377	-	-	45	1,135	14,952
106	304 LDH-Metro HSD	-	-	-	(1,107)	(4)	4,466
107	305 LDH-Medical Vendor Admin	13,447	-	-	855	21,530	92,585
108	306 LDH-Medical Vendor Payments	-	-	-	-	29,192	1,356,912
109	307 LDH-Office of Secretary	15,682	184,072	2,842,032	1,154	14,981	3,098,287
110	309 LDH-SC LA Human Svcs Authority	211	-	22,969	(196)	7,437	40,364
111	310 LDH-NE Delta HSA	(956)	-	(6,133)	164	5,530	8,255
112	320 LDH-Office of Aging & Adult Svcs	10,806	-	-	94	14,978	99,403
113	324 LDH-LA Emergency Response Network	1,377	-	-	-	441	18,331
114	325 LDH-Acadiana Area HSD	1,272	-	47,000	4	4,475	68,396
115	326 LDH-Office of Public Health	49,040	-	114,297	(256)	114,877	349,988
116	330 LDH-Office of Behavioral Health	1,588	-	49,449	23,253	38,390	196,364

STATE OF LOUISIANA
STATEWIDE COST ALLOCATION PLAN
CALCULATION OF FIXED COSTS
FOR FISCAL YEAR 2020

Summary by Department - Exhibit A

CAP Code	Department / Budget Account	DOA-Facility Planning	Sec of State (139)	Legislative Auditor	Unemp Comp Claims Admin	Dept of Treasury (147)	Total
117	340 LDH-Office of Citizen's Dev Disb	1,588	-	72,396	2,864	23,439	148,497
118	360 Office for Children/Family Svcs	78,688	83,675	(30,873)	(2,558)	95,838	503,379
119	375 LDH-Imperial Calcasieu HSA	-	-	-	7	6,460	16,989
120	376 LDH-Central Louisiana HSD	(2,333)	-	99,711	225	4,510	112,438
121	377 LDH-Northwest Louisiana HSD	(2,122)	-	(8,324)	-	3,051	1,468
122	431 Natural Resources-Secretary	2,754	(1,395)	430,863	(6)	2,368	442,863
123	432 Office of Conservation	12,393	-	-	(50)	6,722	45,788
124	434 Office of Mineral Resources	1,377	-	-	-	2,499	16,751
125	435 Office of Coastal Management	5,508	-	-	62	2,093	9,045
126	440 Office of Revenue	4,342	-	610,049	58	35,984	764,196
127	106 Tax Commission	1,377	14,478	-	-	2,059	67,250
128	856 DEQ-Office of Environmental Quality	17,902	-	177,583	208	16,954	264,334
129	474 Workforce Support & Training	24,983	-	604,581	(933)	35,318	722,646
130	511 Wildlife & Fisheries-Mgmt & Fin	1,377	-	(173,177)	(25)	3,196	(127,555)
131	512 Wildlife & Fisheries-Secretary	11,761	-	-	(208)	8,619	65,666
132	513 Office of Wildlife	20,769	-	-	-	11,382	76,454
133	514 Office of Fisheries	12,928	-	-	-	9,445	67,352
134	560 State Civil Service	1,377	-	(5,820)	-	4,861	25,962
135	561 Munic Fire Police Civil Service	1,377	-	-	48	1,270	13,971
136	562 Ethics Administration	1,377	-	-	(176)	1,265	12,293
137	563 State Police Commission	1,272	-	27,637	210	257	51,113
138	571 School Employee Retirement System	-	-	177,658	-	-	191,596
139	572 LASER	-	-	-	-	-	144,310
140	573 Teacher Retirement System	-	-	-	51	-	185,317
141	575 State Police Retirement System	-	-	(8,136)	-	-	203
142	583 Fire Retirement System	-	-	-	-	-	-
143	584 Municipal Police Retirement System	-	-	-	-	-	-
144	585 LA St Emp Ret Sys - St Cont	-	-	-	-	3	3
145	586 Teacher Retirement Sys-State	-	-	-	-	3	3
146	600 LSU Board	-	-	181,170	(3,068)	29	176,144
147	601 LSU Baton Rouge	-	19,423	668,897	(3,394)	-	831,102
148	602 LSU Alexandria	-	-	-	477	-	3,602
149	603 Univ of New Orleans	-	-	169,667	(4,293)	-	190,745
150	604 LSUHSC-New Orleans	-	-	183,426	(3,322)	-	244,784
151	605 LSU Eunice	-	-	40,084	465	-	41,962
152	606 LSU Shreveport	-	-	82,068	(62)	-	88,265
153	607 LSU Agriculture Center	5,298	-	-	(1,334)	-	23,252
154	608 Hebert Law Center	-	-	-	(2)	-	(1,265)
155	609 Penn Biomed Research Center	-	-	-	-	-	4,712
156	610 LSUHSC-Hlth Sci	8,052	144,459	277,582	6,231	27	443,114
157	611 LSUHSC-Shreveport	4,342	-	253,318	(3,254)	-	288,779
158	612 Baton Rouge Comm College	(956)	-	114,010	(1,738)	-	118,683
159	614 Southern-Law Center	-	-	-	-	-	572
160	615 Southern-Board of Supvrs	1,377	-	(44,592)	-	13	(44,672)
161	616 Southern-Baton Rouge	-	-	137,554	(1,085)	-	153,363
162	617 Southern-New Orleans	1,377	(4,889)	-	(795)	-	(1,008)
163	618 Southern-Shreveport	2,754	-	-	(316)	-	4,314
164	619 Southern-AG Center	-	-	-	-	-	395
165	620 Board of Supv ULA System	9,218	-	205,403	-	1,438	205,880
166	621 Nichols State University	-	-	53,173	130	-	63,755
167	623 Grambling State University	-	-	333,200	(1,558)	-	342,053

STATE OF LOUISIANA
STATEWIDE COST ALLOCATION PLAN
CALCULATION OF FIXED COSTS
FOR FISCAL YEAR 2020

Summary by Department - Exhibit A

CAP Code	Department / Budget Account	DOA-Facility Planning	Sec of State (139)	Legislative Auditor	Unemp Comp Claims Admin	Dept of Treasury (147)	Total
168	625 LA Tech University	-	-	160,657	(1,207)	-	192,642
169	627 McNeese State University	-	-	84,747	840	-	159,659
170	629 University of LA-Monroe	1,377	-	36,218	(1,572)	-	60,059
171	631 Northwestern State University	1,377	-	85,093	296	-	105,680
172	634 Southeastern LA University	2,754	-	73,851	28	-	105,647
173	640 University of LA-Lafayette	211	-	321,020	(1,704)	-	374,298
174	641 Delgado Community College	1,798	-	228,561	(778)	-	246,841
175	643 Nunez Community College	1,377	-	(49,882)	496	-	(46,031)
176	644 Bossier Community College	-	4,856	177,618	-	-	189,000
177	645 South LA Community College	2,754	-	189,369	404	-	199,715
178	646 RiverPrh Community College	-	-	(623)	(66)	-	470
179	647 LA Delta Community College	1,377	-	33,750	(648)	-	38,497
180	648 LA Technical College	(1,166)	-	-	-	-	(3,538)
181	649 LCTCS	-	512	201,012	(650)	39	207,464
182	731 Fletcher Tech Comm College	-	-	(39,187)	212	-	(37,711)
183	751 SOWELA Tech Comm College	-	-	(626)	(146)	-	3,631
184	653 School for Deaf & Visually Impaired	-	6,326	(9,450)	630	10,420	35,645
185	655 LA Special Education Ctr	-	-	(1,939)	389	9,627	35,180
186	657 LA School Math Science & Arts	-	-	(2,378)	(122)	2,883	24,810
187	658 Thrive Academy	1,272	-	62,026	-	1,091	86,902
188	662 Educational TV Authority	-	-	-	-	2,175	27,999
189	666 BR Elem & Secondary Education	1,377	1,377	(294)	-	1,072	33,213
190	671 Board of Regents	5,508	(441)	60,800	(306)	12,250	(51,058)
191	673 NO Center for Creative Arts	1,377	-	(10,130)	(13)	2,447	14,762
192	678 DOE-State Activities	3,920	15,147	180,853	503	38,643	325,038
193	681 Subgrantee Assistance	-	-	-	-	5,078	199,749
194	682 Recovery School District	-	-	(20,220)	(3,053)	4,708	12,212
195	695 Minimum Foundation Program	-	-	-	-	604	384,184
196	697 Non-Public Educational Assistance	-	-	-	-	30	10,274
197	699 Special School Districts	-	-	-	(82)	4,766	27,628
198	710 Capital Area Technical College	-	-	-	-	-	-
199	730 South Central LA Technical College	-	-	134,161	(1,016)	-	133,871
200	734 SCLTC-River Parish Campus	-	-	-	-	-	-
201	740 Acadiana Technical College	-	-	-	-	-	-
202	760 Central LA Technical Community College	-	-	(116,492)	(1,967)	-	(116,198)
203	770 Northwest LA Technical College	-	-	6,611	988	-	7,626
204	780 Northeast LA Technical College	-	-	-	-	-	-
205	787 LCTCS Online	-	-	-	-	-	(1,964)
206	788 Northshore Technical Community College	-	-	174,844	705	-	178,743
207	790 Thibodaux Training Academy	-	-	-	-	(1)	(1)
208	860 Clean Water State Rev Fund	-	-	-	-	39	71,201
209	861 Safe Drinking Water	-	-	-	-	123	(5,668)
210	862 LA Gulf Opportunity	-	-	-	-	-	-
211	796 Central Regional Laundry	-	-	-	-	-	-
212	800 Office of Group Benefits	-	-	219,363	43	4,015	493,385
213	804 Office of Risk Mgmt	-	-	157,481	58	3,685	(51,678)
214	805 Administrative Services	-	-	-	-	(42)	69,783
215	806 LA Property Assistance Agency	-	-	-	(55)	2,532	78,414
216	807 Federal Property Assistance	-	-	-	23	202	(28,785)
217	808 Office of Telecommunications Mgmt	-	-	-	-	(299)	(180,766)
218	811 Prison Enterprises	-	-	-	104	2,325	16,888

STATE OF LOUISIANA
STATEWIDE COST ALLOCATION PLAN
CALCULATION OF FIXED COSTS
FOR FISCAL YEAR 2020

Summary by Department - Exhibit A

CAP Code	Department / Budget Account	DOA-Facility Planning	Sec of State (139)	Legislative Auditor	Unemp Comp Claims Admin	Dept of Treasury (147)	Total
219	815 Office of Technology Svcs	5,298	-	(12,329)	89	68,015	3,556,568
220	816 Administrative Law	2,754	46,166	-	394	1,103	57,449
221	820 DOA State Procurement	-	-	-	40	3,117	(238,177)
222	821 DOA Human Capital Management	-	-	-	9	(8,767)	(405,976)
223	829 Office of Aircraft Services	-	-	-	-	241	(22,944)
224	906 District Attorney	-	-	-	-	757	48,428
225	933 Governor Conference	-	-	-	-	5	1,163
226	977 DOA Debt Service	-	-	-	-	68	39,740
227	ARRA	-	-	2,587	-	-	2,587
228	OTHER	36,435	163,041	6,716,970	(1,103)	2,629	8,334,618
Total		2,039,272	4,290,659	21,346,051	(15,016)	3,935,720	44,329,431

2020 MAXIMUM ALLOWABLE RATES FOR CHARGING FEDERAL PROGRAMS

The following are the maximum allowable per square foot rates for federal programs:

1. Bienville	\$11.630
2. Iberville	\$11.314
3. DHH/Office of Public Health Lab (formerly DEQ Lab)	\$25.895
4. Galvez	\$11.137
5. Livingston	\$11.567
6. Claiborne	\$11.475
7. LaSalle	\$9.615
8. Information Services Building	\$16.751
9. New Supreme Court (400 Royal Street)	\$19.546
10. First Circuit (Legislative Auditor)	\$11.481
11. Harvey State Office Building – New Orleans	\$8.167
12. Mental Health – Champion	\$8.185
13. Mary Allen Shreveport State Office Building	\$7.425
14. Second Circuit	\$18.421
15. Capitol Building	\$14.563
16. Capitol Annex	\$8.930
17. Pentagon Courts	\$11.010
18. Library	\$7.483
19. Lafayette Brandywine	\$8.852
20. Poydras	\$10.139
21. Alexandria State Office Building	\$10.373

2020 MAXIMUM ALLOWABLE RATES FOR CHARGING FEDERAL PROGRAMS

22. Northeast Louisiana State Office Building \$5.108

The following are the maximum allowable rates per parking spot for federal programs:

23. Galvez Parking Garage \$550.980

24. LaSalle Parking Garage \$445.205

State of Louisiana
 Federal Allowable Cost Based on Number of Parking Spots Occupied
 FY 2018 Actuals for use in FY 2020

Galvez Garage

Agency	Adjusted Daily Average	Federal Rate per Parking Space (Annual)	Federal Rate per Parking Space (Monthly)	Allowable Costs Eligible for Federal Recovery
DHH - 307	542	550.980	45.915	298,631
Env Quality - 850	368	550.980	45.915	202,761
DNR - 431	1	550.980	45.915	551
Public Svc Comm - 158	37	550.980	45.915	20,386
LACLE - 129	24	550.980	45.915	13,224
La Public Defend Bd - 116	0	550.980	45.915	-
Inspector General - 102	2	550.980	45.915	1,102
State Museum - 263	0	550.980	45.915	-
Legislative Auditor	25	550.980	45.915	13,775
LOSFA - 661	50	550.980	45.915	27,549
Veteran's Affairs - 130	18	550.980	45.915	9,918
Office of Technology Services - 815	61	550.980	45.915	33,610
Public/Other	672	550.980	45.915	370,260
	1,800			991,765

State of Louisiana
 Federal Allowable Cost Based on Number of Parking Spots Occupied
 FY 2018 Actuals for use in FY 2020

LaSalle Garage

Agency	Adjusted Daily Average	Federal Rate per Parking Space (Annual)	Federal Rate per Parking Space (Monthly)	Allowable Costs Eligible for Federal Recovery
DNR - 431	144	445.205	37.100	64,110
Revenue - 440	303	445.205	37.100	134,897
DCFS - 360	229	445.205	37.100	101,952
State Library (CRT) - 262	1	445.205	37.100	445
Board of Tax Appeals - 126	7	445.205	37.100	3,116
Gaming Control Board - 423	2	445.205	37.100	890
DOA/DRU (CDBG)	46	445.205	37.100	20,479
Mental Health Advocacy Svcs - 103	4	445.205	37.100	1,781
Office of Technology Services - 815	68	445.205	37.100	30,274
Board of Ethics - 562	31	445.205	37.100	13,801
Economic Development - 251	90	445.205	37.100	40,068
La Public Defend Bd - 116	5	445.205	37.100	2,226
Public/Other	879	445.205	37.100	391,335
	1,809			805,376