


State of Louisiana  
Supplementary Information  
to the Comprehensive Annual Financial Report  
for the Year Ended June 30, 2004



DIVISION OF ADMINISTRATION  
JERRY LUKE LEBLANC  
Commissioner of Administration

**STATE OF LOUISIANA  
 SUPPLEMENTARY INFORMATION TO THE  
 COMPREHENSIVE ANNUAL FINANCIAL REPORT  
 FOR THE YEAR ENDED JUNE 30, 2004**

	<u>Page</u>
General Fund:	
Balance Sheet.....	1
Schedule of Revenues, Expenditures, and Changes in Fund Balances-Budget and Actual (Non-GAAP Basis) .....	4
Combined General Fund and Bond Security and Redemption Fund:	
Comparative Balance Sheet for Years Ended June 30, 2000-2004 .....	19
Statement of Revenues, Expenditures, and Changes in Fund Balance for the Years Ended June 30, 2000-2004 .....	20
Combining Balance Sheet and Combining Statement of Revenues, Expenditures, and Changes in Fund Balances-Parish and Municipalities Funds - Shown as Special Revenue Funds .....	22
Boards and Commissions – Shown as Enterprise Funds:	
Statement of Net Assets, Statement of Revenues, Expenditures, and Changes in Fund Net Assets .....	34
Statement of Cash Flows.....	44
Boards and Commissions – Shown as Component Units:	
Combining Statement of Net Assets .....	58
Combining Statement of Activities.....	60
Levee Districts – Shown as Component Units:	
Combining Statement of Net Assets .....	62
Combining Statement of Activities.....	67
Schedule of Transfers To and Due To.....	68
Schedule of Transfers From and Due From.....	84
Revenues by Source and Distribution .....	104
Major State Revenue Excluding Agency INA, Bond Security, and General Fund-Actual and Budget Comparison .....	116
Appropriated Federal Funds-Actual and Budget Comparison .....	122
Interagency Transfers (BSRF only)-Actual and Budget Comparison .....	124
Interagency Transfers Which Were Reclassified as Self-Generated .....	127
Self-Generated-Actual and Budget Comparison.....	128
Income Not Available-Actual and Budget Comparison (BSRF only) .....	134
Summary of All Revenues All Funds by Organization and Type .....	138
Schedule of Revenues by Organization and Type.....	140
Summary of All Expenditures by Organization .....	150

**STATE OF LOUISIANA  
SUPPLEMENTARY INFORMATION TO THE  
COMPREHENSIVE ANNUAL FINANCIAL REPORT  
FOR THE YEAR ENDED JUNE 30, 2004**

	<u>Page</u>
Revised Budget and Actual Expenditures by Organization and Program .....	152
Schedule of Bonded Indebtedness.....	163
Debt Service Requirements to Maturity--General Obligation Bonds To Be Paid From Bond Security and Redemption Fund-Total Principal and Interest.....	171
Debt Service Requirements to Maturity--Non-General Obligation Bonds Which are Self-Supporting or Paid From Special Taxes-Total Principal and Interest .....	172
Debt Service Requirements to Maturity--Non-General Obligation Bonds Which are Self-Supporting Paid from Special Taxes Discrete Presentation-Total Principal and Interest.....	173
Notes Payable Requirements to Maturity for Discrete Entities.....	174
Combining Schedule of Revenues, Expenses, and Changes in Retained Earnings- Internal Service Funds—Budget and Actual (Non-GAAP Basis).....	176
Combining Schedule of Revenues and Expenses-Enterprise Funds- Budget and Actual (Non-GAAP Basis) .....	180

STATE OF LOUISIANA  
GENERAL FUND  
BALANCE SHEET  
JUNE 30, 2004

(EXPRESSED IN THOUSANDS)

2004

**ASSETS**

CASH AND CASH EQUIVALENTS	\$	147,002
INVESTMENTS		22,946
ACCOUNTS RECEIVABLE		156,168
DUE FROM ACADEMIC IMPROVEMENT FUND		1,500
DUE FROM ADMINISTRATIVE FUND OF THE DEPT. OF INSURANCE		229
DUE FROM AQUATICS PLANT CONTROL		20
DUE FROM ADMINISTRATIVE SERVICES		400
DUE FROM AGRICULTURAL COMMODITY DEALERS & WAREHOUSE		46
DUE FROM APIARY FUND		2
DUE FROM ARTIFICIAL REEF DEVELOPMENT		116
DUE FROM AVOYELLES PARISH LOCAL GOVERNMENT		459
DUE FROM BATTERED WOMEN'S SHELTER FUND		3
DUE FROM BOLL WEEVIL ERADICATION		2,000
DUE FROM BOND SECURITY AND REDEMPTION FUND		667,813
DUE FROM CAPITAL OUTLAY ESCROW		2,149
DUE FROM CASINO GAMING PROCEEDS		124
DUE FROM CHILDREN'S TRUST FUND		457
DUE FROM COASTAL RESOURCES TRUST FUND		70
DUE FROM CROP PESTS AND DISEASES		3
DUE FROM DEFICIT ELIMINATION/CAPITAL OUTLAY ESCROW REPLENISHMENT		6
DUE FROM DISABILITY AFFAIRS TRUST		6
DUE FROM DNA TESTING POST CONVICTION RELIEF FOR INDIGENTS		2
DUE FROM DONALD J. THIBODEAUX TRAINING COMPLEX		7
DUE FROM DRUG ABUSE EDUCATION AND TREATMENT		4
DUE FROM ECONOMICS AND RATE ANALYSIS DIV. AND HEARING EXAMINERS		36
DUE FROM EMPLOYMENT SECURITY ADMINISTRATIVE ACCOUNT		4,437
DUE FROM FIRE SPRINKLER		23
DUE FROM FOREST PROTECTION FUND		3
DUE FROM FRAUD DETECTION		72
DUE FROM GREATER NEW ORLEANS EXPRESSWAY COMMISSION ADDITIONAL COST		5
DUE FROM HAZARDOUS WASTE SITE CLEANUP		127
DUE FROM HEALTH EXCELLENCE		9
DUE FROM JACKSON REGIONAL LAUNDRY		100
DUE FROM KEEP LOUISIANA BEAUTIFUL		1
DUE FROM LABOR PENALTY AND INTEREST ACCOUNT		161
DUE FROM LABOR WORKFORCE DEVELOPMENT TRAINING		5,778
DUE FROM LEAD HAZARD REDUCTION FUND		55
DUE FROM LIQUEFIED PETROLEUM GAS COMMISSION RAINY DAY FUND		9
DUE FROM LA. ALARM REGULATORY TRUST		178
DUE FROM LA. ALLIGATOR RESOURCE		74
DUE FROM LA. CHARTER SCHOOL START-UP LOAN		70
DUE FROM LA. DUCK STAMP FUND		54
DUE FROM LA. ECONOMIC DEVELOPMENT		5,335
DUE FROM LOUISIANA FUND		28
DUE FROM LA. FUR AND ALLIGATOR PUBLIC EDUCATION AND MARKETING FUND		16
DUE FROM LA. OPPORTUNITY LOAN FUND		2,250
DUE FROM LA. QUALITY EDUCATION SUPPORT FUND		8,127
DUE FROM LA. STATE POLICE SALARY		27
DUE FROM LA TECHNOLOGY INNOVATIONS FUND		39
DUE FROM LA. TOURISM PROMOTION DISTRICT		2,918
DUE FROM LA. TOWING AND STORAGE FUND		197
DUE FROM MARKETING FUND		734
DUE FROM MARSH ISLAND OPERATING		27
DUE FROM MEDICAID SCHOOL BASED TRAINING		519
DUE FROM MEDICAID TRUST FUND FOR THE ELDERLY		4,350
DUE FROM MINERAL RESOURCES AUDIT AND COLLECTION FUND		90
DUE FROM MOTOR CARRIER REGULATION FUND		43
DUE FROM MOTOR FUELS UNDERGROUND STORAGE TANK TRUST		1,086
DUE FROM MOTORCYCLE SAFETY AWARENESS AND OPERATOR		20
DUE FROM MUNICIPAL FACILITIES REVOLVING LOAN FUND		79
DUE FROM MUNICIPAL FIRE AND POLICE CIVIL SERVICE		27
DUE FROM OFFICE OF MOTOR VEHICLE CUSTOMER SERVICE AND TECHNOLOGY		1,130
DUE FROM OFFICE OF TELECOMMUNICATIONS		4
DUE FROM OFFICE OF WORKER'S COMPENSATION ADMINISTRATIVE FUND		314
DUE FROM OIL AND GAS REGULATORY FUND		6
DUE FROM OIL SPILL CONTINGENCY FUND		157
DUE FROM OYSTER DEVELOPMENT ACCOUNT		12
DUE FROM OYSTER SANITATION		19
DUE FROM PARI-MUTUEL LIVE RACING FACILITY GAMING CONTROL		2,275

**STATE OF LOUISIANA  
GENERAL FUND  
BALANCE SHEET  
JUNE 30, 2004**

(EXPRESSED IN THOUSANDS)

2004

DUE FROM PARISH AND MUNICIPALITIES EXCELLENCE	198
DUE FROM PARISH AND MUNICIPALITIES FUND	7,841
DUE FROM PATIENTS COMPENSATION FUND	1,241
DUE FROM PUBLIC SAFETY SERVICES CAFETERIA	1
DUE FROM REHABILITATION FOR THE BLIND AND VISUALLY IMPAIRED	750
DUE FROM RIGHT TO KNOW FUND	1
DUE FROM RIVERBOAT GAMING ENFORCEMENT FUND	392
DUE FROM ROCKEFELLER REFUGE FUND	66
DUE FROM RURAL DEVELOPMENT FUND	1,142
DUE FROM SCHOOL AND DISTRICT ACCOUNTABILITY	265
DUE FROM SEAFOOD PROMOTION AND MARKETING	24
DUE FROM SEED COMMISSION	3
DUE FROM SEVERANCE TAX FUND	79
DUE FROM SHRIMP MARKETING AND PROMOTION ACCOUNT	72
DUE FROM SMALL BUSINESS SURETY BONDING FUND	1
DUE FROM SPORTS FACILITY ASSISTANCE	56
DUE FROM SUPPORT EDUCATION IN LOUISIANA FIRST	1,738
DUE FROM SWEET POTATO PESTS AND DISEASES	4
DUE FROM TELECOMMUNICATIONS FOR THE DEAF FUND	453
DUE FROM TELEPHONE COMPANY PROPERTY ASSESSMENT RELIEF	26,034
DUE FROM TOBACCO TAX HEALTH CARE	2,311
DUE FROM TOPS	9
DUE FROM TRANSPORTATION TRUST FUND	15,960
DUE FROM TRAUMATIC HEAD AND SPINAL CORD INJURY TRUST	273
DUE FROM VIDEO POKER DEVICE FUND	15,070
DUE FROM WASTE TIRE MANAGEMENT FUND	636
DUE FROM WEIGHTS AND MEASURES	43
DUE FROM YOUTHFULL OFFENDER MANAGEMENT	5
AMOUNT DUE FROM COMPONENT UNITS	2,379
DUE FROM FEDERAL GOVERNMENT	653,661
INVENTORIES	58,747
OTHER ASSETS	4,057
TOTAL ASSETS	\$ 1,836,065

**LIABILITIES AND FUND BALANCES**

ACCOUNTS PAYABLE AND ACCRUALS	\$ 966,409
DUE TO FEDERAL GOVERNMENT	88,890
DUE TO AGRICULTURAL COMMODITY COMMISSION SELF INSURANCE	112
DUE TO BLIND VENDORS TRUST	7
DUE TO BOLL WEEVIL ERADICATION FUND	72
DUE TO BOND SECURITY AND REDEMPTION FUND	314,372
DUE TO BUDGET STABILIZATION FUND	5,757
DUE TO CAPITAL OUTLAY ESCROW FUND	497
DUE TO CONCEALED HANDGUN PERMIT	68
DUE TO COMPULSIVE AND PROBLEM GAMING FUND	127
DUE TO CONSERVATION FUND	546
DUE TO CRIME VICTIMS' REPARATION FUND	176
DUE TO ENVIRONMENTAL TRUST FUND	2,122
DUE TO FEDERAL ENERGY SETTLEMENT	204
DUE TO FORESTRY PRODUCTIVITY FUND	625
DUE TO INSURANCE FRAUD INVESTIGATION	136
DUE TO LABOR PENALTY AND INTEREST ACCOUNT	24
DUE TO LABOR WORKFORCE DEVELOPMENT TRAINING	174
DUE TO LOTTERY PROCEEDS	860
DUE TO LA FIRE MARSHALL FUND	368
DUE TO LOUISIANA MANUFACTURED HOUSING COMMISSION	3
DUE TO LA. MEDICAL ASSISTANCE TRUST FUND	13,490
DUE TO LA. TOURISM PROMOTION DISTRICT	2,001
DUE TO LA. WORKER'S COMPENSATION SECOND INJURY FUND	52
DUE TO MOTOR CARRIER REGULATION	2
DUE TO MUNICIPAL FIRE AND POLICE CIVIL SERVICE OPERATING FUND	27
DUE TO OIL AND GAS REGULATORY FUND	206
DUE TO PARI-MUTUEL LIVE RACING FACILITY GAMING CONTROL	10
DUE TO PATIENT'S COMPENSATION	23
DUE TO SEVERANCE TAX FUND	11,242
DUE TO WETLANDS CONSERVATION AND RESTORATION FUND	3,366
OTHER PAYABLES	1,721
DEFERRED REVENUES	29,381
AMOUNT DUE TO COMPONENT UNITS	22,130

STATE OF LOUISIANA  
GENERAL FUND  
BALANCE SHEET  
JUNE 30, 2004

(EXPRESSED IN THOUSANDS)

	<b>2004</b>
ESTIMATED LIABILITY FOR CLAIMS	<u>83,725</u>
TOTAL LIABILITIES	<u>1,548,925</u>
<b><u>FUND BALANCES</u></b>	
RESERVED FOR INVENTORY	58,747
RESERVED FOR ENCUMBRANCES	41,919
RESERVED FOR OTHER SPECIFICS PURPOSES	197,472
UNRESERVED-UNDESIGNATED	<u>(10,998)</u>
TOTAL FUND BALANCES	<u>287,140</u>
TOTAL LIABILITIES AND FUND BALANCE	<u>\$ 1,836,065</u>

STATE OF LOUISIANA  
SCHEDULE OF REVENUES, EXPENDITURES,  
AND CHANGES IN FUND BALANCES  
BUDGET AND ACTUAL (NON-GAAP BASIS)  
GENERAL FUND  
FOR THE YEAR ENDED JUNE 30, 2004

(EXPRESSED IN THOUSANDS)

	BUDGET	ACTUAL	VARIANCE FAVORABLE (UNFAVORABLE)
<b>REVENUES:</b>			
INTERGOVERNMENTAL REVENUES:			
EXECUTIVE OFFICE	4,689	2,624	(2,065)
LA. MANUFACTURED HOUSING COMMISSION	95	68	(27)
DIVISION OF ADMINISTRATION	59,610	62,308	2,698
DEPARTMENT OF THE MILITARY	101,119	58,467	(42,652)
WORKFORCE COMMISSION OFFICE	1,661	352	(1,309)
OFFICE ON WOMEN'S POLICY	1,468	1,396	(72)
LOUISIANA COMMISSION ON LAW ENFORCEMENT	26,673	34,376	7,703
DEPARTMENT OF VETERANS AFFAIRS	167	180	13
LOUISIANA WAR VETERANS CENTER	3,407	3,834	427
NORTHEAST LOUISIANA WAR VETERANS	2,937	3,294	357
OFFICE OF ELDERLY AFFAIRS	21,297	20,613	(684)
DEPARTMENT OF JUSTICE-ATTORNEY GENERAL	1,927	1,855	(72)
LIEUTENANT GOVERNOR	4,328	1,543	(2,785)
DEPARTMENT OF THE TREASURY	1	4,054	4,053
DEPARTMENT OF AGRICULTURE	9,904	9,744	(160)
DEPARTMENT OF INSURANCE	223	222	(1)
DED-OFFICE OF THE SECRETARY	710	60	(650)
CRT OFFICE OF THE SECRETARY	497	497	-
STATE LIBRARY	3,229	3,092	(137)
OFFICE OF STATE PARKS	1,349	1,353	4
CULTURAL DEVELOPMENT	1,852	1,330	(522)
DOTD-PUBLIC WORKS AND INTERMODAL TRANS.	14,780	5,729	(9,051)
TRANSPORTATION AND DEVELOPMENT- ENGINEERING	500	1,542	1,042
CORRECTIONS - ADMINISTRATION	6,298	3,453	(2,845)
CORRECTIONS - OFFICE OF YOUTH DEVELOPMENT	388	415	27
PUBLIC SAFETY - OFFICE OF STATE POLICE	14,802	12,202	(2,600)
PUBLIC SAFETY - OFFICE OF MOTOR VEHICLES	387	234	(153)
PUBLIC SAFETY - LA HIGHWAY SAFETY COMMISSION	29,316	12,115	(17,201)
CAPITAL AREA HUMAN SERVICES	159	159	-
DEVELOPMENTAL DISABILITIES	1,606	1,498	(108)
HEALTH AND HOSPITALS - MEDICAL VENDOR ADMINISTRATION	108,734	109,938	1,204
MEDICAL VENDOR PAYMENTS	3,727,220	3,699,925	(27,295)
OFFICE OF THE SECRETARY	14,110	10,231	(3,879)
NEW ORLEANS HOME AND REHABILITATION	324	97	(227)
VILLA FELICIANA CHRONIC DISEASE HOSPITAL	577	403	(174)
OFFICE OF PUBLIC HEALTH	192,560	188,863	(3,697)
COMMUNITY MENTAL HEALTH	9,837	7,196	(2,641)
MENTAL HEALTH AREA C	373	265	(108)
MENTAL HEALTH AREA B	1,388	976	(412)
MENTAL HEALTH AREA A	783	476	(307)
PINECREST STATE SCHOOL	289	296	7
OFFICE OF SUBSTANCE ABUSE	35,767	28,913	(6,854)
FAMILY SUPPORT	576,452	440,142	(136,310)
OFFICE OF COMMUNITY SERVICES	145,768	145,719	(49)
DIVISION OF REHABILITATION SERVICES	51,671	46,951	(4,720)
NATURAL RESOURCES - SECRETARY	1,899	1,895	(4)
NATURAL RESOURCES - CONSERVATION	1,660	1,474	(186)
NATURAL RESOURCES - MINERAL RESOURCES	127	76	(51)
NATURAL RESOURCES - COASTAL RESTORATION	44,334	16,715	(27,619)
DEPARTMENT OF REVENUE	365	321	(44)
ENVIRONMENTAL QUALITY - OFFICE OF THE SECRETARY	140	64	(76)
OFFICE OF ENVIRONMENTAL COMPLIANCE	2,830	2,418	(412)
OFFICE OF ENVIRONMENTAL SERVICES	2,905	2,905	-
OFFICE OF ENVIRONMENTAL ASSESSMENTS	9,824	8,947	(877)
DEQ - MANAGEMENT AND FINANCE	320	320	-
EMPLOYMENT AND TRAINING - WORKFORCE DEVELOPMENT	137,233	128,222	(9,011)
EMPLOYMENT AND TRAINING - WORKER'S COMPENSATION	849	849	-
WILDLIFE AND FISHERIES - MANAGEMENT AND FINANCE	8,745	7,691	(1,054)
WILDLIFE AND FISHERIES - SECRETARY	3,285	1,902	(1,383)
WILDLIFE AND FISHERIES - WILDLIFE	7,556	5,025	(2,531)
WILDLIFE AND FISHERIES - FISHERIES	9,730	5,262	(4,468)
COLLEGES	119,537	113,334	(6,203)

**STATE OF LOUISIANA  
SCHEDULE OF REVENUES, EXPENDITURES,  
AND CHANGES IN FUND BALANCES  
BUDGET AND ACTUAL (NON-GAAP BASIS)  
GENERAL FUND  
FOR THE YEAR ENDED JUNE 30, 2004**

(EXPRESSED IN THOUSANDS)

	BUDGET	ACTUAL	VARIANCE FAVORABLE (UNFAVORABLE)
OFFICE OF STUDENT FINANCIAL ASSISTANCE	37,878	35,485	(2,393)
LOUISIANA SYSTEMIC INITIATIVE PROGRAM	3,258	2,129	(1,129)
LOUISIANA UNIVERSITY MARINE CONSORTIUM	5,035	4,639	(396)
EDUCATION - MANAGEMENT AND FINANCE	43,415	32,523	(10,892)
EDUCATION - SUBGRANTEE ASSISTANCE	761,033	724,467	(36,566)
EDUCATION-MINIMUM FOUNDATION PROGRAM	142,568	75,823	(66,745)
<b>SUBTOTAL INTERGOVERNMENTAL REVENUES</b>	<b>6,525,758</b>	<b>6,101,486</b>	<b>(424,272)</b>
USE OF MONEY AND PROPERTY:			
OFFICE OF STUDENT FINANCIAL ASSISTANCE	710	-	(710)
COUNCIL FOR THE DEVELOPMENT OF FRENCH	-	453	453
SUPREME COURT	-	120	120
STATE TREASURER	-	(38,819)	(38,819)
<b>SUBTOTAL USE OF MONEY AND PROPERTY</b>	<b>710</b>	<b>(38,246)</b>	<b>(38,956)</b>
LICENSES, PERMITS AND FEES:			
CAPITAL AREA HUMAN SERVICES DISTRICT	47	-	(47)
<b>SUBTOTAL LICENSES, PERMITS AND FEES</b>	<b>47</b>	<b>-</b>	<b>(47)</b>
SALES OF COMMODITIES AND SERVICES:			
COLLEGES	634,410	613,063	(21,347)
<b>SUBTOTAL SALES OF COMMODITIES AND SERVICES</b>	<b>634,410</b>	<b>613,063</b>	<b>(21,347)</b>
OTHER:			
COLLEGES	139,653	111,447	(28,206)
LEGISLATIVE AUDITORS	8,914	6,829	(2,085)
STATE POLICE		1,186	1,186
STUDENT FINANCIAL ASSISTANCE	648	-	(648)
CAPITAL AREA HUMAN SERVICES DISTRICT	81	3,071	2,990
<b>SUBTOTAL OTHER</b>	<b>149,296</b>	<b>122,533</b>	<b>(26,763)</b>
INTERAGENCY RECEIPTS:			
COLLEGES	304,059	308,685	4,626
CAPITAL AREA HUMAN SERVICES DISTRICT	17,214	19,012	1,798
<b>SUBTOTAL INTERAGENCY RECEIPTS</b>	<b>321,273</b>	<b>327,697</b>	<b>6,424</b>
<b>TOTAL REVENUES</b>	<b>7,631,494</b>	<b>7,126,533</b>	<b>(504,961)</b>
<b>EXPENDITURES:</b>			
GENERAL GOVERNMENT:			
EXECUTIVE OFFICE			
ADMINISTRATIVE	51,760	38,508	13,252
LOUISIANA INDIGENT DEFENDERS BOARD	7,880	7,880	-
TOTAL EXECUTIVE OFFICE	59,640	46,388	13,252
GOVERNOR'S COMMISSION ON INDIAN AFFAIRS			
ADMINISTRATIVE	3,192	1,896	1,296
MENTAL HEALTH ADVOCACY SERVICE			
ADMINISTRATIVE	942	899	43
LOUISIANA MANUFACTURED HOUSING			
ADMINISTRATIVE	408	380	28
DIVISION OF ADMINISTRATION			
EXECUTIVE ADMINISTRATIVE	106,120	90,661	15,459
INSPECTOR GENERAL	1,054	1,054	-
COMMUNITY DEVELOPMENT BLOCK GRANT	61,102	41,571	19,531



**STATE OF LOUISIANA  
SCHEDULE OF REVENUES, EXPENDITURES,  
AND CHANGES IN FUND BALANCES  
BUDGET AND ACTUAL (NON-GAAP BASIS)  
GENERAL FUND  
FOR THE YEAR ENDED JUNE 30, 2004**

(EXPRESSED IN THOUSANDS)

	BUDGET	ACTUAL	VARIANCE FAVORABLE (UNFAVORABLE)
AUXILIARY PROGRAM	37,537	12,387	25,150
TOTAL DIVISION OF ADMINISTRATION	205,813	145,673	60,140
PATIENTS COMPENSATION ADMINISTRATIVE	2,199	2,011	188
DEPARTMENT OF MILITARY AFFAIRS			
MILITARY AFFAIRS	38,688	36,507	2,181
EMERGENCY PREPAREDNESS	72,137	28,361	43,776
EDUCATION	17,344	16,574	770
AUXILIARY ACCOUNT	170	169	1
TOTAL DEPARTMENT OF MILITARY AFFAIRS	128,339	81,611	46,728
WORKFORCE COMMISSION OFFICE ADMINISTRATIVE	19,333	14,467	4,866
OFFICE OF WOMEN SERVICES ADMINISTRATIVE	8,595	7,331	1,264
BOARD OF TAX APPEALS ADMINISTRATIVE	270	262	8
LA COMMISSION ON LAW ENFORCEMENT/CRIMINAL JUSTICE			
FEDERAL PROGRAMS	27,381	25,628	1,753
STATE PROGRAMS	9,996	8,284	1,712
TOTAL LA COMMISSION ON LAW ENFORCEMENT/CRIMINAL JUSTICE	37,377	33,912	3,465
DEPARTMENT OF VETERANS AFFAIRS			
ADMINISTRATIVE	1,110	1,106	4
CLAIMS	371	371	-
ST. APPROVED AGENCY PROGRAM	167	154	13
CONTACT ASSISTANCE	2,219	2,214	5
TOTAL DEPARTMENT OF VETERANS AFFAIRS	3,867	3,845	22
LOUISIANA WAR VETERANS HOME ADMINISTRATIVE	7,229	6,652	577
NORTHEAST LA WAR VETERANS HOME ADMINISTRATIVE	6,406	6,339	67
SOUTHWEST LA WAR VETERANS HOME ADMINISTRATIVE	400	374	26
OFFICE OF ELDERLY AFFAIRS			
ADMINISTRATIVE	5,196	5,158	38
TITLE III, V, USDA	29,683	28,897	786
ACTION MATCH	407	407	-
PARISH COUNCILS ON AGING	1,791	1,787	4
SENIOR CENTERS	4,377	4,376	1
TOTAL OFFICE OF ELDERLY AFFAIRS	41,454	40,625	829
DOA - UNEMPLOYMENT INSURANCES PAYMENTS			-
SPECIAL ACTS ADMINISTRATIVE	36,720	29,056	7,664
HOUSE OF REPRESENTATIVES ADMINISTRATIVE	23,683	23,676	7
SENATE ADMINISTRATIVE	15,718	14,437	1,281
SPECIAL ACTS - LEGISLATIVE AUDITOR ADMINISTRATIVE	14,914	14,529	385

STATE OF LOUISIANA  
SCHEDULE OF REVENUES, EXPENDITURES,  
AND CHANGES IN FUND BALANCES  
BUDGET AND ACTUAL (NON-GAAP BASIS)  
GENERAL FUND  
FOR THE YEAR ENDED JUNE 30, 2004

(EXPRESSED IN THOUSANDS)

	BUDGET	ACTUAL	VARIANCE FAVORABLE (UNFAVORABLE)
LEGISLATIVE FISCAL OFFICE ADMINISTRATIVE	1,818	1,815	3
LEGISLATIVE BUDGETARY CONTROL COUNCIL ADMINISTRATIVE	7,953	7,078	875
LOUISIANA LAW INSTITUTE ADMINISTRATIVE	854	813	41
DISTRICT ATTORNEYS & ASSISTANTS	19,293	19,082	211
LOUISIANA JUDICIARY	110,691	115,749	(5,058)
SECRETARY OF STATE ADMINISTRATIVE	4,418	4,391	27
ELECTIONS	29,479	2,870	26,609
ARCHIVES AND RECORDS	3,133	3,021	112
MUSEUM/OTHER OPERATIONS	2,490	2,431	59
COMMERCIAL	3,890	3,863	27
TOTAL SECRETARY OF STATE	43,410	16,576	26,834
OFFICE OF THE ATTORNEY GENERAL ADMINISTRATIVE	5,137	4,995	142
CIVIL LAW	10,935	7,331	3,604
CRIMINAL LAW AND MEDICAID FRAUD	5,255	5,175	80
GAMING	5,502	4,919	583
RISK LITIGATION	11,975	11,718	257
TOTAL OFFICE OF THE ATTORNEY GENERAL	38,804	34,138	4,666
COMMISSIONER OF ELECTIONS ADMINISTRATIVE	1,104	1,091	13
MANAGEMENT AND FINANCE	6,602	6,590	12
INFORMATION TECHNOLOGY	21,057	20,883	174
VOTER REGISTRATION	736	719	17
ELECTIONS	2,848	2,388	460
TOTAL COMMISSIONER OF ELECTIONS	32,347	31,671	676
LIEUTENANT GOVERNOR ADMINISTRATIVE	2,367	1,095	1,272
GRANTS	3,944	1,878	2,066
TOTAL LIEUTENANT GOVERNOR	6,311	2,973	3,338
STATE TREASURER DEPARTMENT OF TREASURY - FEDERAL ADMINISTRATIVE	1,000	-	1,000
FINANCIAL ACCOUNTABILITY & CONTROL	6,890	6,890	-
DEBT MANAGEMENT	2,777	2,698	79
INVESTMENT MANAGEMENT	1,868	1,543	325
TOTAL STATE TREASURER	2,896	849	2,047
PUBLIC SERVICE COMMISSION ADMINISTRATIVE	15,431	11,980	3,451
SUPPORT SERVICES	2,925	2,909	16
MOTOR CARRIERS	1,671	1,665	6
DISTRICT OFFICES	1,452	1,449	3
TOTAL PUBLIC SERVICE COMMISSION	1,874	1,873	1
DEPARTMENT OF AGRICULTURE & FORESTRY OFFICE OF MANAGEMENT AND FINANCE	7,922	7,896	26
OFFICE OF MARKETING	17,197	10,966	6,231
OFFICE OF AGRICULTURE AND ENVIRONMENTAL SCIENCES	2,524	2,461	63
OFFICE OF ANIMAL HEALTH SERVICES	41,111	32,094	9,017
OFFICE OF AGRO-CONSUMER SERVICES	9,386	9,325	61
OFFICE OF FORESTRY	5,654	4,968	686
	18,940	18,467	473

**STATE OF LOUISIANA  
SCHEDULE OF REVENUES, EXPENDITURES,  
AND CHANGES IN FUND BALANCES  
BUDGET AND ACTUAL (NON-GAAP BASIS)  
GENERAL FUND  
FOR THE YEAR ENDED JUNE 30, 2004**

(EXPRESSED IN THOUSANDS)

	BUDGET	ACTUAL	VARIANCE FAVORABLE (UNFAVORABLE)
OFFICE OF SOIL AND WATER CONSERVATION	3,952	3,672	280
AUXILIARY PROGRAM	4,665	1,553	3,112
TOTAL DEPARTMENT OF AGRICULTURE & FORESTRY	103,429	83,506	19,923
COMMISSIONER OF INSURANCE			
ADMINISTRATION/FISCAL	5,483	5,423	60
MARKET COMPLIANCE	18,946	18,626	320
TOTAL COMMISSIONER OF INSURANCE	24,429	24,049	380
ECONOMIC DEVELOPMENT - OFFICE OF THE SECRETARY			
ADMINISTRATION	4,259	3,669	590
OFFICE OF COMMERCE & INDUSTRY			
BUSINESS RECRUITMENT PROGRAM	37,448	26,868	10,580
CLUSTER SERVICES	56,029	28,757	27,272
RESOURCE SERVICES	2,308	2,036	272
TOTAL OFFICE OF COMMERCE & INDUSTRY	95,785	57,661	38,124
LOUISIANA STATE RACING COMMISSION			
RACING COMMISSION	8,874	8,537	337
OFFICE OF FINANCIAL INSTITUTIONS			
FINANCIAL INSTITUTIONS PROGRAM	8,693	8,308	385
LOUISIANA STATE BOARD OF COSMETOLOGY	1,666	1,322	344
OFFICE OF REVENUE			
TAX COLLECTION	72,638	71,789	849
OFFICE OF CHARITABLE GAMING	5,606	5,373	233
ALCOHOLIC BEVERAGE CONTROL & TAXATION	1,109	1,109	-
TOTAL OFFICE OF REVENUE	79,353	78,271	1,082
LA TAX COMMISSION			
PROPERTY TAXATION REGULATORY/OVERSIGHT	2,554	2,367	187
SUPR AND ASSIST OF LOCAL ASSESSORS	50	50	-
TOTAL LA TAX COMMISSION	2,604	2,417	187
OFFICE OF EMPLOYMENT SECURITY			
ADMINISTRATION	3,612	1,347	2,265
UNEMPLOYMENT BENEFITS PROGRAM	20,404	13,283	7,121
JOB TRAINING PROGRAM	132,444	130,316	2,128
COMMUNITY BASED SERVICES	14,090	13,339	751
WORKER PROTECTION PROGRAM	1,151	1,111	40
MANAGEMENT AND FINANCE PROGRAM	12,917	10,820	2,097
OCCUPATIONAL INFORMATION SYSTEM PROGRAM	9,878	8,675	1,203
TOTAL OFFICE OF EMPLOYMENT SECURITY	194,496	178,891	15,605
OFFICE OF WORKERS COMPENSATION			
INJURED WORKER'S BENEFIT PROTECTION PROGRAM	12,144	11,109	1,035
INJURED WORKER REEMPLOYMENT PROGRAM	36,000	35,238	762
TOTAL OFFICE OF EMPLOYMENT SECURITY	48,144	46,347	1,797
OFFICE OF STATE CIVIL SERVICE			
ADMINISTRATION	3,767	3,759	8
HUMAN RESOURCES MANAGEMENT	3,758	3,758	-
TOTAL OFFICE OF STATE CIVIL SERVICE	7,525	7,517	8
MUNICIPAL FIRE & POLICE CIVIL SERVICE			
ADMINISTRATION	1,170	1,144	26
ETHICS ADMINISTRATION			
ADMINISTRATION	1,521	1,500	21
STATE POLICE COMMISSION			
ADMINISTRATION	514	504	10

STATE OF LOUISIANA  
SCHEDULE OF REVENUES, EXPENDITURES,  
AND CHANGES IN FUND BALANCES  
BUDGET AND ACTUAL (NON-GAAP BASIS)  
GENERAL FUND  
FOR THE YEAR ENDED JUNE 30, 2004

(EXPRESSED IN THOUSANDS)

	BUDGET	ACTUAL	VARIANCE FAVORABLE (UNFAVORABLE)
DIVISION OF ADMINISTRATION LAW ADMINISTRATION	2,331	2,276	55
RETIREMENT SYSTEMS STATE AID	1,066	1,066	-
<b>SUBTOTAL GENERAL GOVERNMENT</b>	<b>1,487,192</b>	<b>1,231,119</b>	<b>256,073</b>
CULTURE RECREATION AND TOURISM: OFFICE OF SECRETARY ADMINISTRATION	2,899	2,768	131
MANAGEMENT AND FINANCE	2,179	2,157	22
TOTAL OFFICE OF SECRETARY	5,078	4,925	153
OFFICE OF THE STATE LIBRARY LIBRARY SERVICES	9,553	9,476	77
OFFICE OF THE STATE MUSEUM MUSEUM	4,868	4,864	4
AUXILIARY - CABILDO FIRE INSURANCE			-
TOTAL OFFICE OF THE STATE MUSEUM	4,868	4,864	4
OFFICE OF STATE PARKS PARKS AND RECREATION	22,946	22,210	736
TOTAL OFFICE OF STATE PARKS	22,946	22,210	736
OFFICE OF CULTURAL DEVELOPMENT CULTURAL DEVELOPMENT	2,727	2,362	365
ARTS PROGRAM	5,867	5,440	427
TOTAL OFFICE OF CULTURAL DEVELOPMENT	8,594	7,802	792
OFFICE OF TOURISM ADMINISTRATION	992	946	46
MARKETING	12,688	10,837	1,851
WELCOME CENTERS	2,142	1,978	164
CONSUMER INFORMATION SERVICES	1,436	1,354	82
TOTAL OFFICE OF TOURISM	17,258	15,115	2,143
<b>SUBTOTAL CULTURE RECREATION AND TOURISM</b>	<b>68,297</b>	<b>64,392</b>	<b>3,905</b>
TRANSPORTATION AND DEVELOPMENT: ADMINISTRATION OFFICE OF THE SECRETARY	1,520	1,464	56
OFFICE OF MANAGEMENT AND FINANCE	25,997	23,832	2,165
TOTAL ADMINISTRATION	27,517	25,296	2,221
PUBLIC WORKS AND INTERMODAL TRANSPORT INTERMODAL	5,708	5,447	261
AVIATION	1,194	1,147	47
PUBLIC TRANSPORTATION	16,649	12,291	4,358
TOTAL PUBLIC WORKS AND INTERMODAL TRANSPORT	23,551	18,885	4,666
OFFICE OF ENGINEERING HIGHWAYS	77,205	72,221	4,984
BRIDGE TRUST	15,995	12,813	3,182
PLANNING AND PROGRAMMING	20,131	11,008	9,123
DISTRICT OPERATIONS	241,679	233,474	8,205
MARINE OPERATIONS	8,406	7,634	772
TOTAL OFFICE OF ENGINEERING	363,416	337,150	26,266
<b>SUBTOTAL TRANSPORTATION AND DEVELOPMENT</b>	<b>414,484</b>	<b>381,331</b>	<b>33,153</b>
PUBLIC SAFETY: P/S MANAGEMENT AND FINANCE MANAGEMENT AND FINANCE	32,093	30,047	2,046

STATE OF LOUISIANA  
SCHEDULE OF REVENUES, EXPENDITURES,  
AND CHANGES IN FUND BALANCES  
BUDGET AND ACTUAL (NON-GAAP BASIS)  
GENERAL FUND  
FOR THE YEAR ENDED JUNE 30, 2004

(EXPRESSED IN THOUSANDS)

	BUDGET	ACTUAL	VARIANCE FAVORABLE (UNFAVORABLE)
TOTAL MANAGEMENT AND FINANCE	32,093	30,047	2,046
OFFICE OF STATE POLICE			
TRAFFIC ENFORCEMENT PROGRAM	93,796	79,006	14,790
CRIMINAL INVESTIGATION PROGRAM	15,930	15,003	927
OPERATIONAL SUPPORT PROGRAM	61,226	59,391	1,835
GAMING ENFORCEMENT PROGRAM	23,532	20,282	3,250
AUXILIARY PROGRAM	4,030	3,794	236
TOTAL OFFICE OF STATE POLICE	198,514	177,476	21,038
OFFICE OF MOTOR VEHICLE			
LICENSING PROGRAM	60,730	51,671	9,059
TOTAL OFFICE OF MOTOR VEHICLE	60,730	51,671	9,059
OFFICE OF LEGAL AFFAIRS	2,374	2,373	1
OFFICE OF STATE FIRE MARSHALL			
FIRE PREVENTION PROGRAM	12,051	11,247	804
TOTAL OFFICE OF STATE FIRE MARSHALL	12,051	11,247	804
LOUISIANA GAMING CONTROL BOARD			
ADMINISTRATIVE PROGRAM	1,164	840	324
TOTAL LOUISIANA GAMING CONTROL BOARD	1,164	840	324
LIQUEFIED PETROLEUM GAS COMMISSION			
ADMINISTRATIVE PROGRAM	695	630	65
LOUISIANA HIGHWAY SAFETY COMMISSION			
ADMINISTRATIVE	30,956	13,055	17,901
<b>SUBTOTAL PUBLIC SAFETY</b>	<b>338,577</b>	<b>287,339</b>	<b>51,238</b>
HEALTH AND WELFARE:			
DEVELOPMENTAL DISABILITIES COUNCIL	2,393	2,247	146
MEDICAL VENDOR ADMINISTRATION			
MEDICAL VENDOR ADMINISTRATION	166,011	164,315	1,696
TOTAL MEDICAL VENDOR ADMINISTRATION	166,011	164,315	1,696
MEDICAL VENDOR PAYMENTS			
PAYMENTS TO PRIVATE PROVIDERS	3,229,305	3,193,155	36,150
PAYMENTS TO PUBLIC PROVIDERS	651,682	650,859	823
MEDICARE BUY-INS AND SUPPLEMENTS	116,801	116,289	512
UNCOMPENSATED CARE COSTS	1,021,862	1,021,862	-
IGT PAYMENT PROGRAM	6,999	1,624	5,375
TOTAL MEDICAL VENDOR PAYMENTS	5,026,649	4,983,789	42,860
OFFICE OF THE SECRETARY			
MANAGEMENT AND FINANCE	47,724	45,777	1,947
AUXILIARY PROGRAM	302	257	45
GRANTS PROGRAM	10,442	8,909	1,533
TOTAL OFFICE OF THE SECRETARY	58,468	54,943	3,525
NEW ORLEANS HOME & REHABILITATION CENTER			
ADMINISTRATION AND GENERAL SUPPORT	1,319	1,245	74
PATIENT SERVICES	5,829	5,240	589
AUXILIARY - NEW ORLEANS HOME & REHABILITATION REC.	2	2	-
TOTAL NEW ORLEANS HOME & REHABILITATION CENTER	7,150	6,487	663
VILLA FELICIANA HOSPITAL			
ADMINISTRATION AND GENERAL SUPPORT	5,825	5,813	12
PATIENT SERVICES	11,832	11,569	263
AUXILIARY - VILLA FELICIANA GERIATRIC HOSPITAL	50	27	23

**STATE OF LOUISIANA  
SCHEDULE OF REVENUES, EXPENDITURES,  
AND CHANGES IN FUND BALANCES  
BUDGET AND ACTUAL (NON-GAAP BASIS)  
GENERAL FUND  
FOR THE YEAR ENDED JUNE 30, 2004**

(EXPRESSED IN THOUSANDS)

	BUDGET	ACTUAL	VARIANCE FAVORABLE (UNFAVORABLE)
TOTAL VILLA FELICIANA HOSPITAL	17,707	17,409	298
OFFICE OF PUBLIC HEALTH			
VITAL RECORDS AND STATISTICS	3,776	3,587	189
PERSONAL HEALTH SERVICES	267,648	272,932	(5,284)
ENVIRONMENTAL HEALTH SERVICES	27,863	27,196	667
TOTAL OFFICE OF PUBLIC HEALTH	299,287	303,715	(4,428)
OFFICE OF MENTAL HEALTH			
ADMINISTRATION AND SUPPORT	8,169	7,250	919
COMMUNITY BASED PROGRAMS	12,792	10,713	2,079
TOTAL OFFICE OF MENTAL HEALTH	20,961	17,963	2,998
CENTRAL LOUISIANA STATE HOSPITAL			
ADMINISTRATION AND SUPPORT	7,766	7,616	150
PATIENT CARE	40,620	40,143	477
TOTAL CENTRAL LOUISIANA STATE HOSPITAL	48,386	47,759	627
EASTERN LA MEDICAL HEALTH SYSTEM			
ADMINISTRATION AND SUPPORT	14,307	14,070	237
PATIENT CARE-FORENSIC	87,143	86,700	443
AUXILIARY	75	11	64
TOTAL EAST LOUISIANA STATE HOSPITAL	101,525	100,781	744
SOUTHEAST LOUISIANA HOSPITAL			
ADMINISTRATION AND SUPPORT	12,965	12,467	498
AUXILIARY	74,845	73,082	1,763
PATIENT CARE	10	9	1
TOTAL SOUTHEAST LOUISIANA HOSPITAL	87,820	85,558	2,262
CITIZENS WITH DEVELOPMENT DISABILITIES			
ADMINISTRATION	1,628	1,622	6
COMMUNITY SUPPORT	34,606	33,570	1,036
TOTAL CITIZENS WITH DEVELOPMENT DISABILITIES	36,234	35,192	1,042
METROPOLITAN DEVELOPMENT CENTER			
ADMINISTRATION AND SUPPORT	6,704	6,645	59
PATIENT CARE	24,888	24,760	128
AUXILIARY PROGRAM	210	89	121
TOTAL METROPOLITAN DEVELOPMENT CENTER	31,802	31,494	308
HAMMOND DEVELOPMENT CENTER			
ADMINISTRATION AND SUPPORT	7,465	7,464	1
PATIENT CARE	30,892	30,891	1
AUXILIARY	155	155	-
TOTAL HAMMOND DEVELOPMENT CENTER	38,512	38,510	2
NORTHWEST DEVELOPMENT CENTER			
ADMINISTRATION AND SUPPORT	3,464	3,298	166
PATIENT CARE	12,464	12,278	186
AUXILIARY PROGRAM	20	13	7
TOTAL NORTHWEST DEVELOPMENT CENTER	15,948	15,589	359
PINECREST DEVELOPMENT CENTER			
ADMINISTRATION AND SUPPORT	21,563	21,169	394
PATIENT CARE	72,116	71,508	608
AUXILIARY PROGRAM	359	340	19
TOTAL PINECREST DEVELOPMENT CENTER	94,038	93,017	1,021
RUSTON DEVELOPMENT CENTER			
ADMINISTRATION AND SUPPORT	2,142	2,142	-
PATIENT CARE	6,716	6,715	1
AUXILIARY PROGRAM	75	39	36
TOTAL RUSTON DEVELOPMENT CENTER	8,933	8,896	37
SOUTHWEST DEVELOPMENT CENTER			

STATE OF LOUISIANA  
SCHEDULE OF REVENUES, EXPENDITURES,  
AND CHANGES IN FUND BALANCES  
BUDGET AND ACTUAL (NON-GAAP BASIS)  
GENERAL FUND  
FOR THE YEAR ENDED JUNE 30, 2004

(EXPRESSED IN THOUSANDS)

	BUDGET	ACTUAL	VARIANCE FAVORABLE (UNFAVORABLE)
ADMINISTRATION AND SUPPORT	2,715	2,582	133
PATIENT CARE	8,855	8,099	756
AUXILIARY PROGRAM	300	264	36
TOTAL SOUTHWEST DEVELOPMENT CENTER	11,870	10,945	925
OFFICE OF SUBSTANCE ABUSE			
ADMINISTRATION	2,246	2,138	108
PREVENTION AND TREATMENT SERVICES	67,024	55,619	11,405
AUXILIARY PROGRAM	145	54	91
TOTAL OFFICE OF SUBSTANCE ABUSE	69,415	57,811	11,604
JEFFERSON PARISH HUMAN SERVICE DISTRICT	16,134	24,025	(7,891)
CAPITAL AREA HUMAN SERVICE DISTRICT	22,756	24,403	(1,647)
OFFICE OF FAMILY SUPPORT			
EXECUTIVE AND ADMINISTRATION SUPPORT	57,687	44,825	12,862
CLIENT SERVICES	207,524	184,649	22,875
CLIENT PAYMENTS	448,244	304,196	144,048
TOTAL OFFICE OF FAMILY SUPPORT	713,455	533,670	179,785
OFFICE OF THE SECRETARY			
EXECUTIVE AND ADMINISTRATIVE SUPPORT	60,987	49,445	11,542
OFFICE OF COMMUNITY SERVICES			
ADMINISTRATION	17,017	15,289	1,728
CHILD WELFARE SERVICES	212,812	208,558	4,254
COMMUNITY BASED SERVICES	4,124	2,867	1,257
TOTAL OFFICE OF COMMUNITY SERVICES	233,953	226,714	7,239
REHABILITATION SERVICES			
ADMINISTRATION	6,292	5,979	313
VOCATIONAL REHABILITATION SERVICES	57,656	46,168	11,488
SPECIALIZED REHABILITATION SERVICES	7,224	4,592	2,632
TOTAL REHABILITATION SERVICES	71,172	56,739	14,433
<b>SUBTOTAL HEALTH AND WELFARE</b>	<b>7,261,566</b>	<b>6,991,416</b>	<b>270,150</b>
CORRECTIONS:			
CORRECTIONS - ADMINISTRATION			
OFFICE OF THE SECRETARY	5,988	3,554	2,434
MANAGEMENT AND FINANCE	33,997	29,474	4,523
ADULT SERVICES	2,054	2,033	21
PARDON BOARD	344	330	14
PAROLE BOARD	696	671	25
TOTAL CORRECTIONS - ADMINISTRATION	43,079	36,062	7,017
C. PAUL PHELPS CORRECTIONAL CENTER			
ADMINISTRATION	1,830	1,830	-
INCARCERATION	12,217	12,185	32
REHABILITATION	169	158	11
HEALTH SERVICES	1,393	1,376	17
AUXILIARY - CANTEEN OPERATIONS	752	561	191
TOTAL C. PAUL PHELPS CORRECTIONAL CENTER	16,361	16,110	251
LOUISIANA STATE PENITENTIARY			
ADMINISTRATION	10,891	10,788	103
INCARCERATION	67,949	67,901	48
REHABILITATION	1,038	866	172
HEALTH SERVICES	14,148	13,935	213
AUXILIARY - CANTEEN OPERATIONS	4,102	3,228	874
TOTAL LOUISIANA STATE PENITENTIARY	98,128	96,718	1,410
OFFICE OF YOUTH DEVELOPMENT			

**STATE OF LOUISIANA  
SCHEDULE OF REVENUES, EXPENDITURES,  
AND CHANGES IN FUND BALANCES  
BUDGET AND ACTUAL (NON-GAAP BASIS)  
GENERAL FUND  
FOR THE YEAR ENDED JUNE 30, 2004**

(EXPRESSED IN THOUSANDS)

	BUDGET	ACTUAL	VARIANCE FAVORABLE (UNFAVORABLE)
ADMINISTRATION	19,533	19,016	517
SWANSON CORRECTIONAL CENTER FOR YOUTH	32,469	31,056	1,413
JETSON CORRECTIONAL CENTER FOR YOUTH	23,200	23,062	138
LTI - BRIDGE CITY	8,332	8,182	150
FIELD SERVICES	15,296	15,259	37
CONTRACT SERVICES	28,466	27,958	508
TOTAL OFFICE OF YOUTH DEVELOPMENT	<u>127,296</u>	<u>124,533</u>	<u>2,763</u>
AVOYELLES CORRECTIONAL FACILITY			
ADMINISTRATION	2,167	2,166	1
INCARCERATION	14,024	14,006	18
REHABILITATION	223	223	-
HEALTH SERVICES	1,931	1,911	20
AUXILIARY - CANTEEN OPERATIONS	1,151	1,146	5
TOTAL AVOYELLES CORRECTIONAL FACILITY	<u>19,496</u>	<u>19,452</u>	<u>44</u>
LOUISIANA CORRECTIONAL INSTITUTE FOR WOMEN			
ADMINISTRATION	2,000	1,992	8
INCARCERATION	10,546	10,431	115
REHABILITATION	312	310	2
HEALTH SERVICES	3,353	3,313	40
AUXILIARY - CANTEEN OPERATIONS	1,114	710	404
TOTAL LOUISIANA CORRECTIONAL INSTITUTE FOR WOMEN	<u>17,325</u>	<u>16,756</u>	<u>569</u>
WINN CORRECTIONAL CENTER			
ADMINISTRATION	215	172	43
PURCHASE OF CORRECTIONAL SERVICES	15,924	15,859	65
TOTAL WINN CORRECTIONAL CENTER	<u>16,139</u>	<u>16,031</u>	<u>108</u>
ALLEN CORRECTIONAL CENTER			
ADMINISTRATION	215	178	37
PURCHASE OF CORRECTIONAL SERVICES	15,946	15,787	159
TOTAL ALLEN CORRECTIONAL CENTER	<u>16,161</u>	<u>15,965</u>	<u>196</u>
DIXON CORRECTIONAL INSTITUTE			
ADMINISTRATION	2,653	2,630	23
INCARCERATION	20,357	20,338	19
REHABILITATION	729	689	40
HEALTH SERVICE	2,711	2,700	11
AUXILIARY - CANTEEN OPERATIONS	1,602	927	675
TOTAL DIXON CORRECTIONAL INSTITUTE	<u>28,052</u>	<u>27,284</u>	<u>768</u>
WORK TRAINING FACILITY - NORTH			
ADMINISTRATION	895	879	16
INCARCERATION	5,551	5,527	24
HEALTH SERVICE	558	539	19
AUXILIARY - CANTEEN OPERATIONS	475	354	121
TOTAL WORK TRAINING FACILITY - NORTH	<u>7,479</u>	<u>7,299</u>	<u>180</u>
ELAYN HUNT CORRECTIONAL CENTER			
ADMINISTRATION	4,636	4,629	7
INCARCERATION	23,696	23,644	52
REHABILITATION	442	434	8
HEALTH SERVICE	5,782	5,782	-
DIAGNOSTIC	4,390	4,370	20
AUXILIARY - CANTEEN OPERATIONS	1,800	1,277	523
TOTAL ELAYN HUNT CORRECTIONAL CENTER	<u>40,746</u>	<u>40,136</u>	<u>610</u>
DAVID WADE CORRECTIONAL CENTER			
ADMINISTRATION	3,205	3,155	50
INCARCERATION	21,787	21,730	57
REHABILITATION	250	240	10
HEALTH SERVICES	3,562	3,546	16



**STATE OF LOUISIANA  
SCHEDULE OF REVENUES, EXPENDITURES,  
AND CHANGES IN FUND BALANCES  
BUDGET AND ACTUAL (NON-GAAP BASIS)  
GENERAL FUND  
FOR THE YEAR ENDED JUNE 30, 2004**

(EXPRESSED IN THOUSANDS)

	BUDGET	ACTUAL	VARIANCE FAVORABLE (UNFAVORABLE)
AUXILIARY - CANTEEN OPERATIONS	1,503	775	728
TOTAL DAVID WADE CORRECTIONAL CENTER	30,307	29,446	861
ADULT PROBATION AND PAROLE			
ADMINISTRATION AND SUPPORT	3,173	3,060	113
FIELD SERVICES	42,032	41,368	664
TOTAL ADULT PROBATION AND PAROLE	45,205	44,428	777
WASHINGTON CORRECTIONAL FACILITY			
ADMINISTRATION	2,473	2,466	7
INCARCERATION	15,547	15,503	44
REHABILITATION	328	321	7
HEALTH SERVICES	2,255	2,237	18
AUXILIARY - CANTEEN OPERATIONS	1,001	649	352
TOTAL WASHINGTON CORRECTIONAL FACILITY	21,604	21,176	428
ADULT COMMUNITY BASED REHABILITATION PROGRAMS	2,993	2,936	57
SHERIFFS' HOUSING OF STATE INMATES	152,211	152,566	(355)
<b>SUBTOTAL CORRECTIONS</b>	<b>682,582</b>	<b>666,898</b>	<b>15,684</b>
CONSERVATION:			
NATURAL RESOURCES - OFFICE OF THE SECRETARY			
EXECUTIVE	9,590	5,402	4,188
MANAGEMENT AND FINANCE	12,626	9,410	3,216
TECHNOLOGY ASSESSMENT	7,319	2,612	4,707
ATCHAFALAYA BASIN PROGRAM	812	754	58
AUXILIARY PROGRAMS	14,037	5,376	8,661
TOTAL NATURAL RESOURCES - OFFICE OF THE SECRETARY	44,384	23,554	20,830
OFFICE OF CONSERVATION			
OIL AND GAS REGULATORY	10,502	8,525	1,977
PUBLIC SAFETY	5,005	4,565	440
TOTAL OFFICE OF CONSERVATION	15,507	13,090	2,417
OFFICE OF MINERAL RESOURCES			
MINERAL RESOURCES MANAGEMENT	9,470	8,574	896
TOTAL OFFICE OF MINERAL RESOURCES	9,470	8,574	896
COASTAL RESTORATION & MANAGEMENT			
MANAGEMENT	118,562	50,617	67,945
TOTAL COASTAL RESTORATION AND MANAGEMENT	118,562	50,617	67,945
ENVIRONMENTAL QUALITY - OFFICE OF THE SECRETARY			
ADMINISTRATIVE	6,735	5,968	767
TOTAL OFFICE OF THE SECRETARY	6,735	5,968	767
OFFICE OF ENVIRONMENTAL COMPLIANCE			
ENVIRONMENTAL COMPLIANCE	19,992	18,652	1,340
TOTAL OFFICE OF ENVIRONMENTAL COMPLIANCE	19,992	18,652	1,340
OFFICE OF ENVIRONMENTAL SERVICES			
ENVIRONMENTAL SERVICES	13,840	12,814	1,026
TOTAL OFFICE OF ENVIRONMENTAL SERVICES	13,840	12,814	1,026
OFFICE OF ENVIRONMENTAL ASSESSMENT			
ENVIRONMENTAL SERVICES	30,103	23,126	6,977
TOTAL OFFICE OF ENVIRONMENTAL ASSESSMENT	30,103	23,126	6,977
MANAGEMENT AND FINANCE			
SUPPORT SERVICES	68,089	48,569	19,520
TOTAL MANAGEMENT AND FINANCE	68,089	48,569	19,520
WILDLIFE AND FISHERIES - MANAGEMENT & FINANCE			

**STATE OF LOUISIANA  
SCHEDULE OF REVENUES, EXPENDITURES,  
AND CHANGES IN FUND BALANCES  
BUDGET AND ACTUAL (NON-GAAP BASIS)  
GENERAL FUND  
FOR THE YEAR ENDED JUNE 30, 2004**

(EXPRESSED IN THOUSANDS)

	BUDGET	ACTUAL	VARIANCE FAVORABLE (UNFAVORABLE)
MANAGEMENT AND FINANCE	17,008	15,643	1,365
AUXILIARY	315	313	2
TOTAL MANAGEMENT AND FINANCE	17,323	15,956	1,367
WILDLIFE AND FISHERIES - SECRETARY			
ADMINISTRATION	599	599	-
ENFORCEMENT	21,057	19,912	1,145
MARKETING	3,336	1,718	1,618
TOTAL WILDLIFE AND FISHERIES - SECRETARY	24,992	22,229	2,763
OFFICE OF WILDLIFE			
WILDLIFE	32,040	21,870	10,170
	32,040	21,870	10,170
COASTAL & MARINE RESOURCES			
FISHERIES	23,385	16,389	6,996
	23,385	16,389	6,996
<b>SUBTOTAL CONSERVATION</b>	<b>424,422</b>	<b>281,408</b>	<b>143,014</b>
<b>EDUCATION:</b>			
COLLEGES & UNIVERSITIES			
COLLEGES AND UNIVERSITIES	2,303,187	2,256,970	46,217
LOUISIANA SCHOOL FOR VISUALLY IMPAIRED			
ADMINISTRATION/SUPPORT SERVICES	1,342	1,213	129
INSTRUCTIONAL SERVICES	3,046	3,002	44
RESIDENTIAL SERVICES	1,466	1,376	90
TOTAL LOUISIANA SCHOOL FOR VISUALLY IMPAIRED	5,854	5,591	263
LOUISIANA SCHOOL FOR THE DEAF			
ADMINISTRATION/SUPPORT SERVICES	4,073	4,009	64
INSTRUCTIONAL SERVICES	8,683	8,532	151
RESIDENTIAL SERVICES	3,619	3,591	28
AUXILIARY PROGRAM	15	2	13
TOTAL LOUISIANA SCHOOL FOR THE DEAF	16,390	16,134	256
LOUISIANA SPECIAL EDUCATION CENTER			
ADMINISTRATION/SUPPORT SERVICES	2,043	2,038	5
INSTRUCTIONAL SERVICES	2,912	2,912	-
RESIDENTIAL SERVICES	3,917	3,648	269
TOTAL LOUISIANA SPECIAL EDUCATION CENTER	8,872	8,598	274
LOUISIANA MATH, SCIENCE, ARTS			
ADMINISTRATION/SUPPORT SERVICES	1,162	1,155	7
INSTRUCTIONAL SERVICES	3,630	3,531	99
RESIDENTIAL SERVICES	1,289	1,204	85
TELELEARNING	1,451	1,422	29
TOTAL LOUISIANA MATH, SCIENCE, ARTS	7,532	7,312	220
STUDENT FINANCIAL ASSISTANCE			
ADMINISTRATION/SUPPORT SERVICES	6,249	6,014	235
LOAN OPERATIONS	33,415	20,402	13,013
SCHOLARSHIPS/GRANTS	3,894	3,850	44
TOPS TUITION	111,921	111,921	-
TOTAL STUDENT FINANCIAL ASSISTANCE	155,479	142,187	13,292
LOUISIANA EDUCATIONAL T V AUTHORITY			
ADMINISTRATION/SUPPORT SERVICES	722	721	1
BROADCASTING	9,016	8,623	393
TOTAL LOUISIANA EDUCATIONAL T V AUTHORITY	9,738	9,344	394
COUNCIL FOR DEVELOPMENT OF FRENCH IN LOUISIANA			
ADMINISTRATION AND EDUCATION	323	299	24

**STATE OF LOUISIANA  
SCHEDULE OF REVENUES, EXPENDITURES,  
AND CHANGES IN FUND BALANCES  
BUDGET AND ACTUAL (NON-GAAP BASIS)  
GENERAL FUND  
FOR THE YEAR ENDED JUNE 30, 2004**

(EXPRESSED IN THOUSANDS)

	BUDGET	ACTUAL	VARIANCE FAVORABLE (UNFAVORABLE)
BOARD OF ELEMENTARY & SECONDARY EDUCATION			
ADMINISTRATION	4,133	1,473	2,660
LOUISIANA QUALITY EDUCATION AND SUPPORT FUND	30,940	28,378	2,562
TOTAL BOARD OF ELEMENTARY & SECONDARY EDUCATION	35,073	29,851	5,222
LOUISIANA SYSTEMIC INITIATIVE PROGRAM			
INSTRUCTION	1,533	1,104	429
SUPPORT SERVICING	3,376	2,455	921
TOTAL LOUISIANA SYSTEMIC INITIATIVE PROGRAM	4,909	3,559	1,350
NEW ORLEANS CENTER FOR CREATIVE ARTS			
ADMINISTRATION/SUPPORT SERVICES	875	860	15
INSTRUCTIONAL SERVICES	3,547	3,474	73
TOTAL NEW ORLEANS CENTER FOR CREATIVE ARTS	4,422	4,334	88
LOUISIANA UNIVERSITY MARINE CONSORTIUM			
LOUISIANA UNIVERSITY MARINE CONSORTIUM	8,091	5,821	2,270
AUXILIARY PROGRAM	1,650	1,566	84
TOTAL LOUISIANA UNIVERSITY MARINE CONSORTIUM	9,741	7,387	2,354
EDUCATION - MANAGEMENT & FINANCE			
EXECUTIVE OFFICE	2,939	2,888	51
OFFICE OF MANAGEMENT AND FINANCE	21,166	19,315	1,851
OFFICE OF STUDENT AND SCHOOL PERF	51,967	42,628	9,339
OFFICE OF QUALITY EDUCATION	9,546	7,815	1,731
OFFICE OF SCHOOL AND COMMUNITY PARTNERSHIP	14,494	11,875	2,619
LA. CENTER FOR EDUCATION TECHNOLOGY	6,322	3,580	2,742
REGIONAL SERVICE CENTERS	4,743	4,743	-
AUXILIARY	234	163	71
TOTAL EDUCATION - MANAGEMENT & FINANCE	111,411	93,007	18,404
SUBGRANTEE ASSISTANCE			
DISADVANTAGE/DISABLED STUDENT SUPPORT	428,560	408,504	20,056
QUALITY EDUCATORS	96,814	92,777	4,037
CLASSROOM TECHNOLOGY	17,223	13,016	4,207
SCHOOL ACCOUNTABILITY AND IMPROVEMENT	115,198	82,361	32,837
ADULT EDUCATION	25,431	18,130	7,301
SCHOOL AND COMMUNITY SUPPORT	319,315	313,704	5,611
TOTAL SUBGRANTEE ASSISTANCE	1,002,541	928,492	74,049
MINIMUM FOUNDATION PROGRAM	2,552,641	2,552,503	138
NON-PUBLIC EDUCATIONAL ASSISTANCE			
REQUIRED SERVICES	12,731	12,266	465
SCHOOL LUNCH SALARY SUPPLEMENTS	6,045	6,045	-
TRANSPORTATION	7,463	7,463	-
TEXTBOOKS ADMINISTRATION	209	194	15
TEXTBOOKS	3,513	3,269	244
TOTAL NON-PUBLIC EDUCATIONAL ASSISTANCE	29,961	29,237	724
SPECIAL SCHOOL DISTRICT			
ADMINISTRATION	1,544	1,259	285
DISTRICT #2 INSTRUCTION	16,146	14,787	1,359
INSTRUCTION	4,535	3,414	1,121
TOTAL SPECIAL SCHOOL DISTRICT	22,225	19,460	2,765
<b>SUBTOTAL EDUCATION</b>	<b>6,280,299</b>	<b>6,114,265</b>	<b>166,034</b>
INTERGOVERNMENTAL:			
SALES TAX DEDICATIONS			
OTHER REQUIREMENTS	30,246	26,634	3,612
PARISH TRANSPORTATION PROGRAM			

STATE OF LOUISIANA  
SCHEDULE OF REVENUES, EXPENDITURES,  
AND CHANGES IN FUND BALANCES  
BUDGET AND ACTUAL (NON-GAAP BASIS)  
GENERAL FUND  
FOR THE YEAR ENDED JUNE 30, 2004

(EXPRESSED IN THOUSANDS)

	BUDGET	ACTUAL	VARIANCE FAVORABLE (UNFAVORABLE)
PARISH TRANSPORTATION PROGRAM	31,237	31,237	-
PARISH TRANSPORTATION - MASS TRANSIT	4,963	4,963	-
PARISH TRANSPORTATION - LOCAL MATCH RR & BRIDGES	3,000	3,000	-
TOTAL PARISH TRANSPORTATION PROGRAM	39,200	39,200	-
LOUISIANA HEALTH INSURANCE ASSN. STATE AID	2,014	2,014	-
INTERIM EMERGENCY BOARD BOARD	35	31	4
VIDEO DRAW POKER - LOCAL GOV. AID STATE AID	40,600	38,046	2,554
PATIENTS' COMPENSATION FUND OTHER REQUIREMENTS	80,000	77,044	2,956
2% FIRE INSURANCE PROGRAM STATE PAYMENTS	11,570	11,570	-
GOVERNOR'S CONFERENCE & INTERSTATE COMPACTS	405	389	16
EMERGENCY MEDICAL SERVICES	150	76	74
DOA UNEMPLOYMENT INSURANCE PAYMENTS	500	126	374
SHERIFF'S SUPPLEMENTAL PAY	28,762	28,544	218
SUPPLEMENTAL PAYMENTS MUNICIPAL POLICE SUPPLEMENTAL PAY	23,240	22,187	1,053
FIREFIGHTERS SUPPLEMENTAL PAY	18,008	17,707	301
CONSTABLES AND JUSTICES OF THE PEACE	720	678	42
TOTAL SUPPLEMENTAL PAYMENTS	41,968	40,572	1,396
SPECIAL ACTS JUDGMENTS OTHER REQUIREMENTS			-
STATE REVENUE SHARING	90,000	90,000	-
SCHEDULE 20- STATE AID	10,885	713	10,172
<b>SUBTOTAL INTERGOVERNMENTAL</b>	<b>376,335</b>	<b>354,959</b>	<b>21,376</b>
DEBT SERVICE: CORRECTIONS - DEBT SERVICE DEBT SERVICE	6,000	5,936	64
DOA-HIGHER EDUCATION AND AGRICULTURE DEBT	5,045	-	5,045
DOA - DEBT SERVICE & MAINTENANCE	23,975	23,265	710
PUBLIC SAFETY AND CRESCENT CITY DIVISION BOND PAYMENTS		10,594	(10,594)
<b>SUBTOTAL DEBT SERVICE</b>	<b>35,020</b>	<b>39,795</b>	<b>(4,775)</b>
OTHER: DOA DEBT SERVICE AND MAINTENANCE OTHER CHARGES	13,491	13,276	215
CORRECTIONS-DEBT SERVICE OTHER CHARGES	810	35	775
<b>SUBTOTAL OTHER</b>	<b>14,301</b>	<b>13,311</b>	<b>990</b>

STATE OF LOUISIANA  
SCHEDULE OF REVENUES, EXPENDITURES,  
AND CHANGES IN FUND BALANCES  
BUDGET AND ACTUAL (NON-GAAP BASIS)  
GENERAL FUND  
FOR THE YEAR ENDED JUNE 30, 2004

(EXPRESSED IN THOUSANDS)

	BUDGET	ACTUAL	VARIANCE FAVORABLE (UNFAVORABLE)
<b>TOTAL EXPENDITURES</b>	<b>17,383,075</b>	<b>16,426,233</b>	<b>956,842</b>
<b>EXCESS (DEFICIENCY) OF REVENUES OVER EXPENDITURES</b>	<b>(9,751,581)</b>	<b>(9,299,700)</b>	<b>451,881</b>
OTHER FINANCING SOURCES (USES):			
TRANSFERS IN - PRIMARY GOVERNMENT	9,426,655	9,657,679	231,024
TRANSFERS OUT - PRIMARY GOVERNMENT	(155,847)	(399,762)	(243,915)
<b>TOTAL OTHER FINANCING SOURCES (USES):</b>	<b>9,270,808</b>	<b>9,257,917</b>	<b>(12,891)</b>
<b>EXCESS (DEFICIENCY) OF REVENUES AND OTHER FINANCING SOURCES OVER EXPENDITURES AND OTHER USES</b>	<b>(480,773)</b>	<b>(41,783)</b>	<b>438,990</b>

**COMBINED GENERAL FUND AND BOND SECURITY AND REDEMPTION FUND  
COMPARATIVE BALANCE SHEET AT JUNE 30, 2000-2004**

(EXPRESSED IN THOUSANDS)

	2004(1)	2003(1)	2002(1)	2001(1)	2000(1)
<b>ASSETS:</b>					
Cash and Investments	\$ 379,953	\$ 394,945	\$ 449,590	\$ 517,848	\$ 187,746
Investments	66,886	60,243	58,418	53,665	36,938
Accounts Receivable	1,160,273	1,006,882	937,131	807,695	700,918
Loan to Providers				7,571	3,945
Due from Federal Government	653,661	629,018	637,024	571,207	559,173
Due from Other Funds	133,763	147,715	120,952	165,901	203,348
Amounts due from component units	2,379	2,153			
Inventories-Regular	58,747	66,240	59,563	52,541	52,906
Other Assets	4,057	356	360	546	281
<b>Total Assets</b>	<b>\$ 2,459,719</b>	<b>\$ 2,307,552</b>	<b>\$ 2,263,038</b>	<b>\$ 2,176,974</b>	<b>\$ 1,745,255</b>
<b>LIABILITIES AND FUND BALANCE:</b>					
Accounts Payable and accruals	\$ 966,442	\$ 883,730	\$ 883,786	\$ 740,148	\$ 743,732
Other Payables	299,398	301,476	1,407	1,283	799
Refunds Payable	101,805	88,433	327,724	300,442	293,685
Deferred Revenue	327,641	222,580	173,225	18,896	20,568
Estimated Liability for Claims	83,725	78,320	82,592	123,103	88,037
Amounts due to component units	22,130	42,018			
Due to Federal Government	88,890	83,109	83,148	39,928	51,895
Due to Other Funds	282,548	261,678	320,111	614,427	252,044
<b>Total Liabilities</b>	<b>2,172,579</b>	<b>1,961,344</b>	<b>1,871,993</b>	<b>1,838,227</b>	<b>1,450,760</b>
Fund Balance:					
Reserved	298,138	327,878	424,998	310,836	375,140
Unreserved-Designated		18,330		660	
Unreserved-Undesignated	(10,998)		(33,953)	27,251	(80,645)
<b>Total Fund Balance</b>	<b>287,140</b>	<b>346,208</b>	<b>391,045</b>	<b>338,747</b>	<b>294,495</b>
<b>Total Liabilities and Fund Balance</b>	<b>\$ 2,459,719</b>	<b>\$ 2,307,552</b>	<b>\$ 2,263,038</b>	<b>\$ 2,176,974</b>	<b>\$ 1,745,255</b>

(1)As shown in CAFR of the indicated year but restated in the following year.  
Source: Louisiana Division of Administration


**COMBINED GENERAL FUND AND BOND SECURITY AND REDEMPTION FUND  
STATEMENT OF REVENUES, EXPENDITURES, AND CHANGES IN FUND BALANCE  
FOR THE YEARS ENDED JUNE 30, 2000-2004**

(EXPRESSED IN THOUSANDS)

	2003-2004	2002-2003	2001-2002	2000-2001	1999-2000
REVENUES:					
INTERGOVERNMENTAL REVENUES	\$ 6,729,896	\$ 6,277,804	\$ 5,776,688	\$ 5,020,814	\$ 4,557,004
TAXES:					
SALES TAX	2,394,526	2,497,566	2,625,455	2,664,821	2,313,475
SEVERANCE TAX	527,115	425,506	496,498	445,004	405,504
INDIVIDUAL INCOME TAX	2,187,050	1,802,778	1,779,506	1,750,261	1,582,130
CORPORATION INCOME TAX	246,746	198,716	262,897	298,785	171,658
GASOLINE/SPECIAL FUEL TAX	448,615	446,706	447,659	469,551	471,668
OTHER	790,533	791,990	824,644	713,741	745,184
GAMING	601,762	582,795	552,734	524,814	465,301
TOBACCO SETTLEMENT	56,680	66,234	1,135,519	141,262	174,735
USE OF MONEY AND PROPERTY:					
MINERAL RESOURCES	346,977	307,585	316,483	451,836	278,334
INTEREST INCOME	149,789	195,299	182,650	134,924	118,944
OTHER	67,148	101,414	29,381	77,113	48,916
LICENSES, PERMITS, AND FEES	518,594	501,462	491,526	466,002	464,265
SALE OF COMMODITIES/SERVICE	905,194	910,694	759,098	681,904	614,763
OTHER	854,924	762,651	1,188,255	787,482	329,109
<b>TOTAL REVENUE</b>	<b>16,825,549</b>	<b>15,869,200</b>	<b>16,868,993</b>	<b>14,628,314</b>	<b>12,740,990</b>
EXPENDITURES:					
GENERAL GOVERNMENT	2,172,105	2,121,596	1,872,348	1,811,091	1,641,857
CULTURE, RECREATION, TOURISM	60,370	60,647	59,745	52,033	56,715
TRANSPORTATION	330,164	323,289	303,177	301,090	289,538
PUBLIC SAFETY	256,403	221,504	223,170	193,831	187,412
HEALTH AND WELFARE	7,061,555	6,625,988	6,704,422	4,931,245	4,382,625
CORRECTIONS	623,629	611,685	594,467	569,342	578,765
CONSERVATION	240,743	234,402	219,965	182,962	203,230
EDUCATION	4,929,255	4,674,987	4,335,452	3,241,000	3,122,483
INTERGOVERNMENTAL	354,846	365,818	322,075	302,591	329,409
OTHER EXPENDITURES	14,232	5,349	2,042	4,910	3,791
DEBT SERVICE	310,377	450,562	329,360	293,209	116,239
RESIDUAL DEDICATIONS TO OTHER FUNDS	527,449	256,448	1,938,223	2,698,751	1,907,489
<b>TOTAL EXPENDITURES</b>	<b>16,881,128</b>	<b>15,952,275</b>	<b>16,904,446</b>	<b>14,582,055</b>	<b>12,819,553</b>
EXCESS(DEFICIENCY) OF REVENUES OVER EXPENDITURES	(55,579)	(83,075)	(35,453)	46,259	(78,563)
OTHER FINANCING SOURCES (USES):					
PAYMENTS TO REFUNDED BOND ESCROW AGENT				(131,440)	
BOND PROCEEDS		20,525		132,219	
INTERAGENCY TRANSFERS					
OTHER	2,475	3,654	8,093	9,281	53,938
<b>TOTAL OTHER FINANCING SOURCES (USES)</b>	<b>2,475</b>	<b>24,179</b>	<b>8,093</b>	<b>10,060</b>	<b>53,938</b>
EXCESS (DEFICIENCY) OF REVENUES AND OTHER SOURCES OVER EXPENDITURES AND OTHER USES	(53,104)	(58,896)	(27,360)	56,319	(24,625)
FUND BALANCE (DEFICIT) AT BEGINNING OF YEAR	346,208	391,045		294,495	330,183
RESTATEMENT EFFECT ON BEGINNING FUND BALANCE	1,529	7,382	411,383	(11,702)	(6,525)
EQUITY TRANSFERS					(10,163)
INCREASE/DECREASE IN RESERVE FOR INVENTORY	(7,493)	6,677	7,022	(365)	5,625
<b>FUND BALANCE(DEFICIT) AT END OF YEAR</b>	<b>\$ 287,140</b>	<b>\$ 346,208</b>	<b>\$ 391,045</b>	<b>\$ 338,747</b>	<b>\$ 294,495</b>

In all years, for the purpose of this comparison, transfers have been reclassified as revenue/expenditures with interfund elimination and the Fund Balances are restated the following year.

Source: Louisiana Division of Administration





**STATE OF LOUISIANA  
BALANCE SHEET  
PARISH AND MUNICIPALITIES FUNDS  
JUNE 30, 2004**

(EXPRESSED IN THOUSANDS)

	Acadia Parish Visitor Enterprise	Alexandria/ Pineville Area Tourism	Alexandria/ Pineville Exhibition Hall Fund	Allen Parish Capital Improvements	Ascension Parish Visitor Enterprise	Avoyelles Parish Visitor Enterprise	Baker Economic Development Fund
<b>ASSETS</b>							
CASH AND CASH EQUIVALENTS	\$ 9	\$ 22	\$ 24	\$ 65	\$ 101	\$ 12	\$ 11
DUE FROM OTHER FUNDS	6	21	21	44	39	5	11
AMOUNTS DUE FROM COMPONENT UNITS							
<b>TOTAL ASSETS</b>	<b>\$ 15</b>	<b>\$ 43</b>	<b>\$ 45</b>	<b>\$ 109</b>	<b>\$ 140</b>	<b>\$ 17</b>	<b>\$ 22</b>
<b>LIABILITIES AND FUND BALANCES</b>							
<b>LIABILITIES:</b>							
DUE TO OTHER FUNDS	\$ 15	\$ 27	\$ 42	\$ 109	\$ 140	\$ 17	\$ 22
AMOUNTS DUE TO COMPONENT UNIT							
<b>TOTAL LIABILITIES</b>	<b>15</b>	<b>27</b>	<b>42</b>	<b>109</b>	<b>140</b>	<b>17</b>	<b>22</b>
<b>FUND BALANCES:</b>							
UNDESIGNATED	0	16	3	0	(0)	0	(0)
<b>TOTAL FUND BALANCES</b>	<b>0</b>	<b>16</b>	<b>3</b>	<b>0</b>	<b>(0)</b>	<b>0</b>	<b>(0)</b>
<b>TOTAL LIABILITIES AND FUND BALANCES</b>	<b>\$ 15</b>	<b>\$ 43</b>	<b>\$ 45</b>	<b>\$ 109</b>	<b>\$ 140</b>	<b>\$ 17</b>	<b>\$ 22</b>

**STATE OF LOUISIANA  
STATEMENT OF REVENUES, EXPENDITURES,  
AND CHANGES IN FUND BALANCE  
PARISH AND MUNICIPALITIES FUNDS  
FOR THE YEAR ENDED JUNE 30, 2004**

(EXPRESSED IN THOUSANDS)

	Acadia Parish Visitor Enterprise	Alexandria/ Pineville Area Tourism	Alexandria/ Pineville Exhibition Hall Fund	Allen Parish Capital Improvements	Ascension Parish Visitor Enterprise	Avoyelles Parish Visitor Enterprise	Baker Economic Development Fund
<b>EXPENDITURES:</b>							
OTHER							
<b>TOTAL EXPENDITURES</b>	<b>0</b>	<b>0</b>	<b>0</b>	<b>0</b>	<b>0</b>	<b>0</b>	<b>0</b>
<b>EXCESS (DEFICIENCY) OF REVENUES OVER EXPENDITURES</b>	<b>0</b>	<b>0</b>	<b>0</b>	<b>0</b>	<b>0</b>	<b>0</b>	<b>0</b>
<b>OTHER FINANCING SOURCES (USES):</b>							
TRANSFERS IN	28	141	158	272	248	57	40
TRANSFERS OUT	(65)	(125)	(155)	(272)	(248)	(57)	(40)
<b>TOTAL OTHER FINANCING SOURCES (USES)</b>	<b>(37)</b>	<b>16</b>	<b>3</b>	<b>0</b>	<b>0</b>	<b>0</b>	<b>0</b>
<b>NET CHANGE IN FUND BALANCE</b>	<b>(37)</b>	<b>16</b>	<b>3</b>	<b>0</b>	<b>0</b>	<b>0</b>	<b>0</b>
<b>FUND BALANCES AT BEGINNING OF YEAR</b>	<b>37</b>	<b>0</b>	<b>0</b>	<b>0</b>	<b>(0)</b>	<b>0</b>	<b>(0)</b>
<b>ADJUSTMENTS</b>							
<b>FUND BALANCES AT END OF YEAR</b>	<b>\$ 0</b>	<b>\$ 16</b>	<b>\$ 3</b>	<b>\$ 0</b>	<b>\$ (0)</b>	<b>\$ 0</b>	<b>\$ (0)</b>

Bastrop Municipal Center	Beauregard Parish Community Improvement	Bienville Parish Tourism and Economic Development	Bossier City Riverfront and Civic Center	Calcasieu Visitor Enterprise	Caldwell Parish Economic Development	Cameron Parish Tourism Development Fund	Concordia Parish Economic Development Fund
\$ 2 6	\$ 11 11	\$ 13 3	\$ 225 223	\$ 74 55	\$ 1 0	\$ 5 3	\$ 59 17
<u>8</u>	<u>22</u>	<u>16</u>	<u>448</u>	<u>129</u>	<u>1</u>	<u>8</u>	<u>76</u>
\$	\$ 17	\$ 16	\$ 448	\$ 100	\$ 1	\$ 8	\$ 75
<u>0</u>	<u>17</u>	<u>16</u>	<u>448</u>	<u>100</u>	<u>1</u>	<u>8</u>	<u>75</u>
<u>8</u>	<u>5</u>	<u>0</u>	<u>0</u>	<u>29</u>	<u>(0)</u>	<u>0</u>	<u>1</u>
<u>8</u>	<u>5</u>	<u>0</u>	<u>0</u>	<u>29</u>	<u>(0)</u>	<u>0</u>	<u>1</u>
\$ <u>8</u>	\$ <u>22</u>	\$ <u>16</u>	\$ <u>448</u>	\$ <u>129</u>	\$ <u>1</u>	\$ <u>8</u>	\$ <u>76</u>

Bastrop Municipal Center	Beauregard Parish Community Improvement	Bienville Parish Tourism and Economic Development	Bossier City Riverfront and Civic Center	Calcasieu Visitor Enterprise	Caldwell Parish Economic Development	Cameron Parish Tourism Development Fund	Concordia Parish Economic Development Fund
<u>0</u>	<u>0</u>	<u>0</u>	<u>0</u>	<u>0</u>	<u>0</u>	<u>0</u>	<u>0</u>
<u>0</u>	<u>0</u>	<u>0</u>	<u>0</u>	<u>0</u>	<u>0</u>	<u>0</u>	<u>0</u>
33 (25)	60 (55)	24 (24)	1,072 (1,072)	306 (300)	3 (3)	18 (18)	91 (100)
<u>8</u>	<u>5</u>	<u>0</u>	<u>0</u>	<u>6</u>	<u>0</u>	<u>0</u>	<u>(9)</u>
8	5	0	0	6	0	0	(9)
\$ 0	\$ 0	\$ 0	\$ 0	\$ 23	\$ (0)	\$ 0	\$ 10
<u>8</u>	<u>5</u>	<u>0</u>	<u>0</u>	<u>29</u>	<u>(0)</u>	<u>0</u>	<u>1</u>

**STATE OF LOUISIANA  
BALANCE SHEET  
PARISH AND MUNICIPALITIES FUNDS  
JUNE 30, 2004**

(EXPRESSED IN THOUSANDS)

	Desoto Parish Visitor Enterprise	East Baton Rouge Parish Community Improvement	East Baton Rouge Parish Enhancement	East Baton Rouge Parish Riverside Centroplex Fund	East Carroll Parish Visitor Enterprise	East Feliciana Tourist Commission
<b>ASSETS</b>						
CASH AND CASH EQUIVALENTS	\$ 9	\$ 360	\$ 180	\$ 175	\$ 2	\$ 0
DUE FROM OTHER FUNDS	5	255	128	124	1	1
AMOUNTS DUE FROM COMPONENT UNITS						
<b>TOTAL ASSETS</b>	<b>\$ 14</b>	<b>\$ 615</b>	<b>\$ 308</b>	<b>\$ 299</b>	<b>\$ 3</b>	<b>\$ 1</b>
<b>LIABILITIES AND FUND BALANCES</b>						
<b>LIABILITIES:</b>						
DUE TO OTHER FUNDS	\$ 13	\$ 615	\$ 308	\$ 299	\$ 3	\$ 1
AMOUNTS DUE TO COMPONENT UNIT						
<b>TOTAL LIABILITIES</b>	<b>13</b>	<b>615</b>	<b>308</b>	<b>299</b>	<b>3</b>	<b>1</b>
<b>FUND BALANCES:</b>						
UNDESIGNATED	1	0	(0)	(0)	0	0
<b>TOTAL FUND BALANCES</b>	<b>1</b>	<b>0</b>	<b>(0)</b>	<b>(0)</b>	<b>0</b>	<b>0</b>
<b>TOTAL LIABILITIES AND FUND BALANCES</b>	<b>\$ 14</b>	<b>\$ 615</b>	<b>\$ 308</b>	<b>\$ 299</b>	<b>\$ 3</b>	<b>\$ 1</b>

**STATE OF LOUISIANA  
STATEMENT OF REVENUES, EXPENDITURES,  
AND CHANGES IN FUND BALANCE  
PARISH AND MUNICIPALITIES FUNDS  
FOR THE YEAR ENDED JUNE 30, 2004**

(EXPRESSED IN THOUSANDS)

	Desoto Parish Visitor Enterprise	East Baton Rouge Parish Community Improvement	East Baton Rouge Parish Enhancement	East Baton Rouge Parish Riverside Centroplex Fund	East Carroll Parish Visitor Enterprise	East Feliciana Tourist Commission
<b>EXPENDITURES:</b>						
OTHER						
<b>TOTAL EXPENDITURES</b>	<b>0</b>	<b>0</b>	<b>0</b>	<b>0</b>	<b>0</b>	<b>0</b>
<b>EXCESS (DEFICIENCY) OF REVENUES OVER EXPENDITURES</b>	<b>0</b>	<b>0</b>	<b>0</b>	<b>0</b>	<b>0</b>	<b>0</b>
<b>OTHER FINANCING SOURCES (USES):</b>						
TRANSFERS IN	31	1,434	717	696	10	3
TRANSFERS OUT	(30)	(1,434)	(717)	(696)	(10)	(3)
<b>TOTAL OTHER FINANCING SOURCES (USES)</b>	<b>1</b>	<b>0</b>	<b>0</b>	<b>0</b>	<b>0</b>	<b>0</b>
<b>NET CHANGE IN FUND BALANCE</b>	<b>1</b>	<b>0</b>	<b>0</b>	<b>0</b>	<b>0</b>	<b>0</b>
<b>FUND BALANCES AT BEGINNING OF YEAR</b>	<b>\$ (0)</b>	<b>\$ 0</b>	<b>\$ (0)</b>	<b>\$ (0)</b>	<b>\$ 0</b>	<b>\$ 0</b>
<b>ADJUSTMENTS</b>						
<b>FUND BALANCES AT END OF YEAR</b>	<b>\$ 1</b>	<b>\$ 0</b>	<b>\$ (0)</b>	<b>\$ (0)</b>	<b>\$ 0</b>	<b>\$ 0</b>

Evangeline Visitor Enterprise Fund	Franklin Parish Visitor Enterprise	Gretna Tourist Commission Enterprise Account	Houma Area Convention and Visitors Bureau	Iberia Parish Tourist Commission	Iberville Parish Visitor Enterprise Fund	Jackson Parish Economic Development and Tourism	Jefferson Davis Parish Visitor Enterprise	Jefferson Parish Convention Center Fund
\$ 36 4	\$ 6 4	\$ 26 12	\$ 101 40	\$ 25 41	\$ 38 2	\$ 15 1	\$ 36 21	667 314
<u>\$ 40</u>	<u>\$ 10</u>	<u>\$ 38</u>	<u>\$ 141</u>	<u>\$ 66</u>	<u>\$ 40</u>	<u>\$ 16</u>	<u>\$ 57</u>	<u>\$ 981</u>
\$	\$ 8	\$ 38	\$ 125	\$	\$ 0	\$	\$ 57	981
<u>0</u>	<u>8</u>	<u>38</u>	<u>125</u>	<u>0</u>	<u>0</u>	<u>0</u>	<u>57</u>	<u>981</u>
<u>40</u>	<u>2</u>	<u>0</u>	<u>16</u>	<u>66</u>	<u>40</u>	<u>16</u>	<u>0</u>	<u>0</u>
<u>40</u>	<u>2</u>	<u>0</u>	<u>16</u>	<u>66</u>	<u>40</u>	<u>16</u>	<u>0</u>	<u>0</u>
<u>\$ 40</u>	<u>\$ 10</u>	<u>\$ 38</u>	<u>\$ 141</u>	<u>\$ 66</u>	<u>\$ 40</u>	<u>\$ 16</u>	<u>\$ 57</u>	<u>\$ 981</u>

Evangeline Visitor Enterprise Fund	Franklin Parish Visitor Enterprise	Gretna Tourist Commission Enterprise Account	Houma Area Convention and Visitors Bureau	Iberia Parish Tourist Commission	Iberville Parish Visitor Enterprise Fund	Jackson Parish Economic Development and Tourism	Jefferson Davis Parish Visitor Enterprise	Jefferson Parish Convention Center Fund
<u>0</u>	<u>0</u>	<u>0</u>	<u>0</u>	<u>0</u>	<u>0</u>	<u>0</u>	<u>0</u>	<u>0</u>
<u>0</u>	<u>0</u>	<u>0</u>	<u>0</u>	<u>0</u>	<u>0</u>	<u>0</u>	<u>0</u>	<u>0</u>
27 (25)	27 (25)	69 (69)	241 (225)	259 (225)	44 (4)	11 (5)	135 (239)	1,843 (1,843)
<u>2</u>	<u>2</u>	<u>0</u>	<u>16</u>	<u>34</u>	<u>40</u>	<u>6</u>	<u>(104)</u>	<u>0</u>
2	2	0	16	34	40	6	(104)	0
\$ 38	\$ 0	\$ 0	\$ (0)	\$ 32	\$ 0	\$ 10	\$ 104	\$ 0
<u>\$ 40</u>	<u>\$ 2</u>	<u>\$ 0</u>	<u>\$ 16</u>	<u>\$ 66</u>	<u>\$ 40</u>	<u>\$ 16</u>	<u>\$ 0</u>	<u>\$ 0</u>

**STATE OF LOUISIANA  
BALANCE SHEET  
PARISH AND MUNICIPALITIES FUNDS  
JUNE 30, 2004**

(EXPRESSED IN THOUSANDS)

	Lafayette Parish Visitor Enterprise	Lafourche Parish Association for Retarded Citizens (ARC) Training & Development Fund	Lafourche Parish Enterprise Fund	Lake Charles Civic Center	LaSalle Economic Development District Fund	Lincoln Parish Municipalities Fund
<b>ASSETS</b>						
CASH AND CASH EQUIVALENTS	\$ 332	\$ 39	\$ 42	\$ 34	\$ 11	\$ 33
DUE FROM OTHER FUNDS	243	28	28	53	2	29
AMOUNTS DUE FROM COMPONENT UNITS						
<b>TOTAL ASSETS</b>	<b>\$ 575</b>	<b>\$ 67</b>	<b>\$ 70</b>	<b>\$ 87</b>	<b>\$ 13</b>	<b>\$ 62</b>
<b>LIABILITIES AND FUND BALANCES</b>						
<b>LIABILITIES:</b>						
DUE TO OTHER FUNDS	\$ 575	\$ 44	\$ 70	\$ 0	\$ 13	\$ 41
AMOUNTS DUE TO COMPONENT UNIT						
<b>TOTAL LIABILITIES</b>	<b>575</b>	<b>44</b>	<b>70</b>	<b>0</b>	<b>13</b>	<b>41</b>
<b>FUND BALANCES:</b>						
UNDESIGNATED	(0)	23	0	87	0	21
<b>TOTAL FUND BALANCES</b>	<b>(0)</b>	<b>23</b>	<b>0</b>	<b>87</b>	<b>0</b>	<b>21</b>
<b>TOTAL LIABILITIES AND FUND BALANCES</b>	<b>\$ 575</b>	<b>\$ 67</b>	<b>\$ 70</b>	<b>\$ 87</b>	<b>\$ 13</b>	<b>\$ 62</b>

**STATE OF LOUISIANA  
STATEMENT OF REVENUES, EXPENDITURES,  
AND CHANGES IN FUND BALANCE  
PARISH AND MUNICIPALITIES FUNDS  
FOR THE YEAR ENDED JUNE 30, 2004**

(EXPRESSED IN THOUSANDS)

	Lafayette Parish Visitor Enterprise	Lafourche Parish Association for Retarded Citizens (ARC) Training and Developmer Fund	Lafourche Parish Enterprise Fund	Lake Charles Civic Center	LaSalle Economic Development District Fund	Lincoln Parish Municipalities Fund
<b>EXPENDITURES:</b>						
OTHER						
<b>TOTAL EXPENDITURES</b>	<b>0</b>	<b>0</b>	<b>0</b>	<b>0</b>	<b>0</b>	<b>0</b>
<b>EXCESS (DEFICIENCY) OF REVENUES OVER EXPENDITURES</b>	<b>0</b>	<b>0</b>	<b>0</b>	<b>0</b>	<b>0</b>	<b>0</b>
<b>OTHER FINANCING SOURCES (USES):</b>						
TRANSFERS IN	1,387	113	116	285	15	139
TRANSFERS OUT	(1,387)	(90)	(116)	(200)	(16)	(125)
<b>TOTAL OTHER FINANCING SOURCES (USES)</b>	<b>0</b>	<b>23</b>	<b>0</b>	<b>85</b>	<b>(1)</b>	<b>14</b>
<b>NET CHANGE IN FUND BALANCE</b>	<b>0</b>	<b>23</b>	<b>0</b>	<b>85</b>	<b>(1)</b>	<b>14</b>
<b>FUND BALANCES AT BEGINNING OF YEAR</b>	<b>\$ (0)</b>	<b>\$ 0</b>	<b>\$ 0</b>	<b>\$ 2</b>	<b>\$ 1</b>	<b>\$ 7</b>
<b>ADJUSTMENTS</b>						
<b>FUND BALANCES AT END OF YEAR</b>	<b>\$ (0)</b>	<b>\$ 23</b>	<b>\$ 0</b>	<b>\$ 87</b>	<b>\$ 0</b>	<b>\$ 21</b>

Lincoln Parish Visitor Enterprise Fund	Livingston Parish Tourism & Economic Development Fund	Madison Parish Visitor Enterprise Fund	Ernest N. Morial Convention Center Phase IV Expansion Project Fund	Morehouse Parish Visitor Enterprise Fund	Natchitoches Historic District Development Fund	Natchitoches Parish Visitor Enterprise	New Orleans Area Tourism and Economic Development	New Orleans Metropolitan Convention and Visitors Bureau
\$ 33	\$ 26	\$ 21	\$	\$ 7	\$ 40	\$ 14	\$ 35	
30	22	8		6	37	12		1,446
<u>63</u>	<u>48</u>	<u>29</u>	<u>0</u>	<u>13</u>	<u>77</u>	<u>26</u>	<u>35</u>	<u>1,446</u>
\$ 47	\$ 48	\$	\$	\$ 10	\$ 44	\$ 26	\$	\$ 1,446
47	48	0	0	10	44	26	0	1,446
16	0	29	0	3	33	0	35	0
16	0	29	0	3	33	0	35	0
<u>63</u>	<u>48</u>	<u>29</u>	<u>0</u>	<u>13</u>	<u>77</u>	<u>26</u>	<u>35</u>	<u>1,446</u>

Lincoln Parish Visitor Enterprise Fund	Livingston Parish Tourism & Economic Development Fund	Madison Parish Visitor Enterprise Fund	Ernest N. Morial Convention Center Phase IV Expansion Project Fund	Morehouse Parish Visitor Enterprise Fund	Natchitoches Historic District Development Fund	Natchitoches Parish Visitor Enterprise	New Orleans Area Tourism and Economic Development	New Orleans Metropolitan Convention and Visitors Bureau
0	0	0	0	0	0	0	0	0
0	0	0	0	0	0	0	0	0
141	114	53	2,000	53	187	63	0	6,950
(125)	(114)	(35)	(2,000)	(50)	(225)	(63)	(84)	(6,950)
16	0	18	0	3	(38)	0	(84)	0
16	0	18	0	3	(38)	0	(84)	0
\$ 0	\$ 0	\$ 11	\$ 0	\$ 0	\$ 71	\$ 0	\$ 119	\$ 0
<u>16</u>	<u>0</u>	<u>29</u>	<u>0</u>	<u>3</u>	<u>33</u>	<u>0</u>	<u>35</u>	<u>0</u>

**STATE OF LOUISIANA  
BALANCE SHEET  
PARISH AND MUNICIPALITIES FUNDS  
JUNE 30, 2004**

(EXPRESSED IN THOUSANDS)

	New Orleans Sports Franchise Fund	Ouachita Parish Visitor Enterprise Fund	Pineville Economic Development	Plaquemines Parish Visitor Enterprise Fund	Pointe Coupee Parish Visitor Enterprise	Rapides Parish Coliseum
<b>ASSETS</b>						
CASH AND CASH EQUIVALENTS	\$	\$ 195	\$ 22	\$ 32	\$ 3	\$ 7
DUE FROM OTHER FUNDS	1,491	196	21	34	2	7
AMOUNTS DUE FROM COMPONENT UNITS						
<b>TOTAL ASSETS</b>	<b>\$ 1,491</b>	<b>\$ 391</b>	<b>\$ 43</b>	<b>\$ 66</b>	<b>\$ 5</b>	<b>\$ 14</b>
<b>LIABILITIES AND FUND BALANCES</b>						
<b>LIABILITIES:</b>						
DUE TO OTHER FUNDS	\$	\$ 299	\$ 27	\$ 66	\$ 5	\$ 14
AMOUNTS DUE TO COMPONENT UNIT	1,491					
<b>TOTAL LIABILITIES</b>	<b>1,491</b>	<b>299</b>	<b>27</b>	<b>66</b>	<b>5</b>	<b>14</b>
<b>FUND BALANCES:</b>						
UNDESIGNATED	0	92	16	0	0	(0)
<b>TOTAL FUND BALANCES</b>	<b>0</b>	<b>92</b>	<b>16</b>	<b>0</b>	<b>0</b>	<b>(0)</b>
<b>TOTAL LIABILITIES AND FUND BALANCES</b>	<b>\$ 1,491</b>	<b>\$ 391</b>	<b>\$ 43</b>	<b>\$ 66</b>	<b>\$ 5</b>	<b>\$ 14</b>

**STATE OF LOUISIANA  
STATEMENT OF REVENUES, EXPENDITURES,  
AND CHANGES IN FUND BALANCE  
PARISH AND MUNICIPALITIES FUNDS  
FOR THE YEAR ENDED JUNE 30, 2004**

(EXPRESSED IN THOUSANDS)

	New Orleans Sports Franchise Fund	Ouachita Parish Visitor Enterprise Fund	Pineville Economic Development	Plaquemines Parish Visitor Enterprise Fund	Pointe Coupee Parish Visitor Enterprise	Rapides Parish Coliseum
<b>EXPENDITURES:</b>						
OTHER	5,155					
<b>TOTAL EXPENDITURES</b>	<b>5,155</b>	<b>0</b>	<b>0</b>	<b>0</b>	<b>0</b>	<b>0</b>
<b>EXCESS (DEFICIENCY) OF REVENUES OVER EXPENDITURES</b>	<b>(5,155)</b>	<b>0</b>	<b>0</b>	<b>0</b>	<b>0</b>	<b>0</b>
<b>OTHER FINANCING SOURCES (USES):</b>						
TRANSFERS IN	5,155	1,003	141	149	9	47
TRANSFERS OUT	0	(1,094)	(125)	(149)	(9)	(47)
<b>TOTAL OTHER FINANCING SOURCES (USES)</b>	<b>5,155</b>	<b>(91)</b>	<b>16</b>	<b>0</b>	<b>0</b>	<b>0</b>
<b>NET CHANGE IN FUND BALANCE</b>	<b>0</b>	<b>(91)</b>	<b>16</b>	<b>0</b>	<b>0</b>	<b>0</b>
<b>FUND BALANCES AT BEGINNING OF YEAR</b>	<b>\$ 0</b>	<b>\$ 183</b>	<b>\$ 0</b>	<b>\$ 0</b>	<b>\$ 0</b>	<b>(0)</b>
<b>ADJUSTMENTS</b>						
<b>FUND BALANCES AT END OF YEAR</b>	<b>\$ 0</b>	<b>\$ 92</b>	<b>\$ 16</b>	<b>\$ 0</b>	<b>\$ 0</b>	<b>(0)</b>

Rapides Parish Economic Development	Red River Visitor Enterprise Fund	Richland Parish Visitor Enterprise Fund	River Parishes Convention, Tourist, and Visitors Commission	Sabine Parish Tourism Improvement Fund	Shreveport Bossier City Visitor Enterprise	Shreveport Riverfront and Convention Center and Independence Stadium	St. Bernard Parish Enterprise	St. Charles Parish Enterprise	St. Francisville Economic Development
\$ 36	\$ 2	\$ 27	\$ 72	\$ 64	\$ 69	\$ 277	\$ 12	\$ 45	\$ 19
35	1	14	27	29	61	202	11	55	19
<u>71</u>	<u>3</u>	<u>41</u>	<u>99</u>	<u>93</u>	<u>130</u>	<u>479</u>	<u>23</u>	<u>100</u>	<u>38</u>

\$ 71	\$ 3	\$	\$	\$	\$ 76	\$ 458	\$ 23	\$	\$ 38
71	3	0	0	0	76	458	23	0	38
0	0	41	99	93	54	21	0	100	0
0	0	41	99	93	54	21	0	100	0
<u>71</u>	<u>3</u>	<u>41</u>	<u>99</u>	<u>93</u>	<u>130</u>	<u>479</u>	<u>23</u>	<u>100</u>	<u>38</u>

Rapides Parish Economic Development	Red River Visitor Enterprise Fund	Richland Parish Visitor Enterprise Fund	River Parishes Convention, Tourist, and Visitors Commission	Sabine Parish Tourism Improvement Fund	Shreveport Bossier City Visitor Enterprise	Shreveport Riverfront and Convention Center and Independence Stadium	St. Bernard Parish Enterprise	St. Charles Parish Enterprise	St. Francisville Economic Development
0	0	0	0	0	0	0	0	0	0
0	0	0	0	0	0	0	0	0	0
234 (234)	6 (6)	66 (60)	106 (75)	139 (100)	404 (350)	1,729 (1,732)	57 (57)	150 (50)	97 (105)
0	0	6	31	39	54	(3)	0	100	(8)
0	0	6	31	39	54	(3)	0	100	(8)
\$ 0	\$ 0	\$ 35	\$ 68	\$ 54	\$ 0	\$ 24	\$ 0	\$ 0	\$ 8
<u>0</u>	<u>0</u>	<u>41</u>	<u>99</u>	<u>93</u>	<u>54</u>	<u>21</u>	<u>0</u>	<u>100</u>	<u>0</u>



**STATE OF LOUISIANA  
BALANCE SHEET  
PARISH AND MUNICIPALITIES FUNDS  
JUNE 30, 2004**

(EXPRESSED IN THOUSANDS)

	St. Helena Parish Tourist Commission	St. James Parish Enterprise	St. John the Baptist Convention Facility	St. Landry Parish Historical Development	St. Martin Parish Enterprise Fund	St. Mary Parish Visitor Enterprise
<b>ASSETS</b>						
CASH AND CASH EQUIVALENTS	\$	\$	\$ 26	\$ 156	\$ 36	\$ 53
DUE FROM OTHER FUNDS			25	35	13	45
AMOUNTS DUE FROM COMPONENT UNITS						
<b>TOTAL ASSETS</b>	<b>\$ 0</b>	<b>\$ 0</b>	<b>\$ 51</b>	<b>\$ 191</b>	<b>\$ 49</b>	<b>\$ 98</b>
<b>LIABILITIES AND FUND BALANCES</b>						
<b>LIABILITIES:</b>						
DUE TO OTHER FUNDS	\$	\$	\$	\$	\$	\$
AMOUNTS DUE TO COMPONENT UNIT						
<b>TOTAL LIABILITIES</b>	<b>0</b>	<b>0</b>	<b>0</b>	<b>0</b>	<b>0</b>	<b>0</b>
<b>FUND BALANCES:</b>						
UNDESIGNATED			51	191	49	98
<b>TOTAL FUND BALANCES</b>	<b>0</b>	<b>0</b>	<b>51</b>	<b>191</b>	<b>49</b>	<b>98</b>
<b>TOTAL LIABILITIES AND FUND BALANCES</b>	<b>\$ 0</b>	<b>\$ 0</b>	<b>\$ 51</b>	<b>\$ 191</b>	<b>\$ 49</b>	<b>\$ 98</b>

**STATE OF LOUISIANA  
STATEMENT OF REVENUES, EXPENDITURES,  
AND CHANGES IN FUND BALANCE  
PARISH AND MUNICIPALITIES FUNDS  
FOR THE YEAR ENDED JUNE 30, 2004**

(EXPRESSED IN THOUSANDS)

	St. Helena Parish Tourist Commission	St. James Parish Enterprise	St. John the Baptist Convention Facility	St. Landry Parish Historical Development	St. Martin Parish Enterprise Fund	St. Mary Parish Visitor Enterprise
<b>EXPENDITURES:</b>						
OTHER						
<b>TOTAL EXPENDITURES</b>	<b>0</b>	<b>0</b>	<b>0</b>	<b>0</b>	<b>0</b>	<b>0</b>
<b>EXCESS (DEFICIENCY) OF REVENUES OVER EXPENDITURES</b>	<b>0</b>	<b>0</b>	<b>0</b>	<b>0</b>	<b>0</b>	<b>0</b>
<b>OTHER FINANCING SOURCES (USES):</b>						
TRANSFERS IN			166	146	62	270
TRANSFERS OUT			(130)	(100)	(65)	(225)
<b>TOTAL OTHER FINANCING SOURCES (USES)</b>	<b>0</b>	<b>0</b>	<b>36</b>	<b>46</b>	<b>(3)</b>	<b>45</b>
<b>NET CHANGE IN FUND BALANCE</b>	<b>0</b>	<b>0</b>	<b>36</b>	<b>46</b>	<b>(3)</b>	<b>45</b>
<b>FUND BALANCES AT BEGINNING OF YEAR</b>	<b>\$ 0</b>	<b>\$ 0</b>	<b>\$ 15</b>	<b>\$ 145</b>	<b>\$ 52</b>	<b>\$ 53</b>
<b>ADJUSTMENTS</b>						
<b>FUND BALANCES AT END OF YEAR</b>	<b>\$ 0</b>	<b>\$ 0</b>	<b>\$ 51</b>	<b>\$ 191</b>	<b>\$ 49</b>	<b>\$ 98</b>

St. Tammany Parish Fund	Tangipahoa Parish Economic Development	Tangipahoa Parish Tourist Commission Fund	Tensas Parish Visitor Enterprise	Terrebonne Parish Visitor Enterprise	Town of Grand Isle Tourist Commission Enterprise Account	Town of Homer Economic Development Fund	Union Parish Visitor Enterprise	Vermillion Parish Visitor Enterprise
\$ 203 131	\$ 21 19	\$ 62 57	\$ 1	\$ 100 39	\$ 19 6	\$ 3 2	\$ 5 2	\$ 1 14
<u>\$ 334</u>	<u>\$ 40</u>	<u>\$ 119</u>	<u>\$ 1</u>	<u>\$ 139</u>	<u>\$ 25</u>	<u>\$ 5</u>	<u>\$ 7</u>	<u>\$ 15</u>

\$ 334	\$ 40	\$ 119	\$	\$ 127	\$	\$ 4	\$ 7	
<u>334</u>	<u>40</u>	<u>119</u>	<u>0</u>	<u>127</u>	<u>0</u>	<u>4</u>	<u>7</u>	<u>0</u>
<u>0</u>	<u>0</u>	<u>(0)</u>	<u>1</u>	<u>12</u>	<u>25</u>	<u>1</u>	<u>0</u>	<u>15</u>
<u>0</u>	<u>0</u>	<u>(0)</u>	<u>1</u>	<u>12</u>	<u>25</u>	<u>1</u>	<u>0</u>	<u>15</u>
<u>\$ 334</u>	<u>\$ 40</u>	<u>\$ 119</u>	<u>\$ 1</u>	<u>\$ 139</u>	<u>\$ 25</u>	<u>\$ 5</u>	<u>\$ 7</u>	<u>\$ 15</u>

St. Tammany Parish Fund	Tangipahoa Parish Economic Development	Tangipahoa Parish Tourist Commission Fund	Tensas Parish Visitor Enterprise	Terrebonne Parish Visitor Enterprise	Town of Grand Isle Tourist Commission Enterprise Account	Town of Homer Economic Development Fund	Union Parish Visitor Enterprise	Vermillion Parish Visitor Enterprise
<u>0</u>	<u>0</u>	<u>0</u>	<u>0</u>	<u>0</u>	<u>0</u>	<u>0</u>	<u>0</u>	<u>0</u>
<u>0</u>	<u>0</u>	<u>0</u>	<u>0</u>	<u>0</u>	<u>0</u>	<u>0</u>	<u>0</u>	<u>0</u>
758 (758)	91 (96)	270 (270)	1	237 (225)	37 (12)	13 (15)	17 (17)	161 (149)
<u>0</u>	<u>(5)</u>	<u>0</u>	<u>1</u>	<u>12</u>	<u>25</u>	<u>(2)</u>	<u>0</u>	<u>12</u>
<u>0</u>	<u>(5)</u>	<u>0</u>	<u>1</u>	<u>12</u>	<u>25</u>	<u>(2)</u>	<u>0</u>	<u>12</u>
\$ 0	\$ 5	\$ (0)	\$ 0	\$ 0	\$ 0	\$ 3	\$ 0	\$ 3
<u>\$ 0</u>	<u>\$ 0</u>	<u>\$ (0)</u>	<u>\$ 1</u>	<u>\$ 12</u>	<u>\$ 25</u>	<u>\$ 1</u>	<u>\$ 0</u>	<u>\$ 15</u>

**STATE OF LOUISIANA  
BALANCE SHEET  
PARISH AND MUNICIPALITIES FUNDS  
JUNE 30, 2004**

(EXPRESSED IN THOUSANDS)

	Vernon Parish Legislative Community Improvement	Washington Parish Economic Development and Tourism	Washington Parish Infrastructure and Park	Washington Parish Tourist Commission	Webster Parish Convention and Visitors Bureau	West Baton Rouge Parish Visitor Enterprise
<b>ASSETS</b>						
CASH AND CASH EQUIVALENTS	\$ 76	\$ 10	\$ 50	\$ 31	\$ 45	\$ 62
DUE FROM OTHER FUNDS	24	2		5	20	60
AMOUNTS DUE FROM COMPONENT UNITS						
<b>TOTAL ASSETS</b>	<b>\$ 100</b>	<b>\$ 12</b>	<b>\$ 50</b>	<b>\$ 36</b>	<b>\$ 65</b>	<b>\$ 122</b>
<b>LIABILITIES AND FUND BALANCES</b>						
<b>LIABILITIES:</b>						
DUE TO OTHER FUNDS	\$	\$	\$	\$	\$	\$ 122
AMOUNTS DUE TO COMPONENT UNIT						
<b>TOTAL LIABILITIES</b>	<b>0</b>	<b>0</b>	<b>0</b>	<b>0</b>	<b>0</b>	<b>122</b>
<b>FUND BALANCES:</b>						
UNDESIGNATED	100	12	50	36	65	0
<b>TOTAL FUND BALANCES</b>	<b>100</b>	<b>12</b>	<b>50</b>	<b>36</b>	<b>65</b>	<b>0</b>
<b>TOTAL LIABILITIES AND FUND BALANCES</b>	<b>\$ 100</b>	<b>\$ 12</b>	<b>\$ 50</b>	<b>\$ 36</b>	<b>\$ 65</b>	<b>\$ 122</b>

**STATE OF LOUISIANA  
STATEMENT OF REVENUES, EXPENDITURES,  
AND CHANGES IN FUND BALANCE  
PARISH AND MUNICIPALITIES FUNDS  
FOR THE YEAR ENDED JUNE 30, 2004**

(EXPRESSED IN THOUSANDS)

	Vernon Parish Legislative Community Improvement	Washington Parish Economic Development and Tourism	Washington Parish Infrastructure and Park	Washington Parish Tourist Commission	Webster Parish Convention and Visitors Bureau	West Baton Rouge Parish Visitor Enterprise
<b>EXPENDITURES:</b>						
OTHER						
<b>TOTAL EXPENDITURES</b>	<b>0</b>	<b>0</b>	<b>0</b>	<b>0</b>	<b>0</b>	<b>0</b>
<b>EXCESS (DEFICIENCY) OF REVENUES OVER EXPENDITURES</b>	<b>0</b>	<b>0</b>	<b>0</b>	<b>0</b>	<b>0</b>	<b>0</b>
<b>OTHER FINANCING SOURCES (USES):</b>						
TRANSFERS IN	100	10	50	29	115	271
TRANSFERS OUT	0	(10)	(50)	(39)	(50)	(271)
<b>TOTAL OTHER FINANCING SOURCES (USES)</b>	<b>100</b>	<b>0</b>	<b>0</b>	<b>(10)</b>	<b>65</b>	<b>0</b>
<b>NET CHANGE IN FUND BALANCE</b>	<b>100</b>	<b>0</b>	<b>0</b>	<b>(10)</b>	<b>65</b>	<b>0</b>
<b>FUND BALANCES AT BEGINNING OF YEAR</b>	<b>\$ 0</b>	<b>\$ 12</b>	<b>\$ 50</b>	<b>\$ 46</b>	<b>\$ 0</b>	<b>\$ 0</b>
<b>ADJUSTMENTS</b>						
<b>FUND BALANCES AT END OF YEAR</b>	<b>\$ 100</b>	<b>\$ 12</b>	<b>\$ 50</b>	<b>\$ 36</b>	<b>\$ 65</b>	<b>\$ 0</b>

West Calcasieu Community Center	West Carroll Parish Visitor Enterprise	Winn Parish Tourism Fund	TOTALS JUNE 30, 2004
--	--	-----------------------------------	-------------------------

\$ 83	\$ 1	\$ 21	\$ 4,924
76		5	6,147
			0
<u>\$ 159</u>	<u>\$ 1</u>	<u>\$ 26</u>	<u>\$ 11,071</u>

\$ 159	\$	\$	\$ 7,841
			1,491
<u>159</u>	<u>0</u>	<u>0</u>	<u>9,332</u>
<u>0</u>	<u>1</u>	<u>26</u>	<u>1,739</u>
<u>0</u>	<u>1</u>	<u>26</u>	<u>1,739</u>
<u>\$ 159</u>	<u>\$ 1</u>	<u>\$ 26</u>	<u>\$ 11,071</u>

West Calcasieu Community Center	West Carroll Parish Visitor Enterprise	Winn Parish Tourism Fund	TOTALS JUNE 30, 2004
--	--	-----------------------------------	-------------------------

			5,155
<u>0</u>	<u>0</u>	<u>0</u>	<u>5,155</u>
<u>0</u>	<u>0</u>	<u>0</u>	<u>(5,155)</u>
350		28	32,388
(350)		(25)	(26,739)
			0
			0
<u>0</u>	<u>0</u>	<u>3</u>	<u>5,649</u>
0	0	3	494
\$ 0	\$ 1	\$ 23	\$ 1,245
			0
<u>\$ 0</u>	<u>\$ 1</u>	<u>\$ 26</u>	<u>\$ 1,739</u>

**STATE OF LOUISIANA  
STATEMENT OF NET ASSETS  
BOARDS AND COMMISSIONS  
JUNE 30, 2004**

(EXPRESSED IN THOUSANDS)

	BARBER EXAMINERS BOARD	BOARD OF EXAMINERS OF CERTIFIED SHORTHAND REPT.	BOARD OF EXAMINERS OF NURSING FACILITY ADMINISTRATORS	DAIRY INDUSTRY PROMOTION BOARD
<b>ASSETS</b>				
CURRENT ASSETS:				
CASH AND CASH EQUIVALENTS	\$ 126	\$ 230	\$ 195	\$ 246
INVESTMENTS				
RECEIVABLES (NET)				75
INVENTORIES (AT COST)				
PREPAYMENTS				
OTHER CURRENT ASSETS				
TOTAL CURRENT ASSETS	<u>126</u>	<u>230</u>	<u>195</u>	<u>321</u>
NONCURRENT ASSETS:				
RESTRICTED ASSETS				
CASH				
RECEIVABLES				
CAPITAL ASSETS (NET OF ACCUMULATED DEPRECIATION)				
BUILDINGS AND IMPROVEMENTS				
MACHINERY AND EQUIPMENT	2			
INFRASTRUCTURE				
CONSTRUCTION IN PROGRESS	1			
OTHER NONCURRENT ASSETS				
TOTAL NONCURRENT ASSETS	<u>3</u>	<u>-</u>	<u>-</u>	<u>-</u>
TOTAL ASSETS	<u>\$ 129</u>	<u>\$ 230</u>	<u>\$ 195</u>	<u>\$ 321</u>
<b>LIABILITIES</b>				
CURRENT LIABILITIES:				
ACCOUNTS PAYABLE AND ACCRUALS	\$ 4	\$ 2	\$ 3	\$ 57
DEFERRED REVENUES	34			
AMOUNTS HELD IN CUSTODY FOR OTHERS				
OTHER CURRENT LIABILITIES				
COMPENSATED ABSENCES PAYABLE				
CAPITAL LEASE OBLIGATIONS				
TOTAL CURRENT LIABILITIES	<u>38</u>	<u>2</u>	<u>3</u>	<u>57</u>
NONCURRENT LIABILITIES:				
NONCURRENT PORTION OF LONG-TERM LIABILITIES:				
COMPENSATED ABSENCES PAYABLE	9		21	
OTHER LONG-TERM LIABILITIES				
TOTAL NONCURRENT LIABILITIES	<u>9</u>	<u>-</u>	<u>21</u>	<u>-</u>
TOTAL LIABILITIES	<u>47</u>	<u>2</u>	<u>24</u>	<u>57</u>
<b>NET ASSETS</b>				
INVESTED IN CAPITAL ASSETS, NET OF RELATED DEBT	3			
RESTRICTED FOR OTHER SPECIFIC PURPOSES				
UNRESTRICTED	79	228	171	264
TOTAL NET ASSETS	<u>82</u>	<u>228</u>	<u>171</u>	<u>264</u>
TOTAL LIABILITIES AND NET ASSETS	<u>\$ 129</u>	<u>\$ 230</u>	<u>\$ 195</u>	<u>\$ 321</u>

**STATE OF LOUISIANA  
STATEMENT OF REVENUES, EXPENSES,  
AND CHANGES IN FUND NET ASSETS  
BOARDS AND COMMISSIONS  
FOR THE YEAR ENDED JUNE 30, 2004**

(EXPRESSED IN THOUSANDS)

	BARBER EXAMINERS BOARD	BOARD OF EXAMINERS OF CERTIFIED SHORTHAND REPT.	BOARD OF EXAMINERS OF NURSING FACILITY ADMINISTRATORS	DAIRY INDUSTRY PROMOTION BOARD
<b>OPERATING REVENUES:</b>				
SALES OF COMMODITIES AND SERVICES	\$	\$	\$	\$
ASSESSMENTS				479
USE OF MONEY AND PROPERTY	2			
LICENSES, PERMITS, AND FEES	348	104	170	
OTHER			109	
TOTAL OPERATING REVENUES	<u>350</u>	<u>104</u>	<u>279</u>	<u>479</u>
<b>OPERATING EXPENSES:</b>				
COST OF SALES AND SERVICES		105		490
ADMINISTRATIVE	349		340	26
DEPRECIATION	1			
TOTAL OPERATING EXPENSES	<u>350</u>	<u>105</u>	<u>340</u>	<u>516</u>
OPERATING INCOME (LOSS)	<u>-</u>	<u>(1)</u>	<u>(61)</u>	<u>(37)</u>
<b>NONOPERATING REVENUES (EXPENSES):</b>				
INTERGOVERNMENTAL REVENUES (EXPENSES)				
USE OF MONEY AND PROPERTY		3		3
GAIN (LOSS) ON DISPOSAL OF FIXED ASSETS				
FEDERAL GRANTS				
INTEREST EXPENSE				
OTHER				2
TOTAL NONOPERATING REVENUES (EXPENSES)	<u>-</u>	<u>3</u>	<u>-</u>	<u>5</u>
INCOME (LOSS) BEFORE CONTRIBUTIONS AND TRANSFERS	<u>-</u>	<u>2</u>	<u>(61)</u>	<u>(32)</u>
CHANGE IN NET ASSETS	<u>-</u>	<u>2</u>	<u>(61)</u>	<u>(32)</u>
NET ASSETS - BEGINNING (as restated)	<u>82</u>	<u>226</u>	<u>232</u>	<u>296</u>
NET ASSETS - ENDING	<u>\$ 82</u>	<u>\$ 228</u>	<u>\$ 171</u>	<u>\$ 264</u>

LOUISIANA AUCTIONEERS LICENSING BOARD	LOUISIANA BOARD OF ARCHITECTURAL EXAMINERS	BOARD OF CHIROPRACTIC EXAMINERS	LOUISIANA BOARD OF EXAMINERS IN DIETETICS AND NUTRITION	LOUISIANA BOARD OF EXAMINERS OF SPEECH-LANGUAGE PATHOLOGY AND AUDIOLOGY	LOUISIANA BOARD OF MASSAGE THERAPY	LOUISIANA BOARD OF PHARMACY
\$ 261	\$ 317	\$ 156	\$ 77	\$ 223	\$ 147	159
				47	8	1,324
<u>261</u>	<u>317</u>	<u>156</u>	<u>77</u>	<u>270</u>	<u>155</u>	<u>1,483</u>
		1				62
<u>-</u>	<u>-</u>	<u>1</u>	<u>-</u>	<u>-</u>	<u>-</u>	<u>62</u>
\$ <u>261</u>	\$ <u>317</u>	\$ <u>157</u>	\$ <u>77</u>	\$ <u>270</u>	\$ <u>155</u>	\$ <u>1,545</u>

\$	\$ 3	\$ 6	\$ 5	\$ 6	\$ 14	
4						5
<u>4</u>	<u>3</u>	<u>6</u>	<u>5</u>	<u>6</u>	<u>14</u>	<u>14</u>
	12	15	1	10	16	49
<u>-</u>	<u>12</u>	<u>15</u>	<u>1</u>	<u>10</u>	<u>16</u>	<u>49</u>
<u>4</u>	<u>15</u>	<u>21</u>	<u>6</u>	<u>16</u>	<u>30</u>	<u>63</u>
		1				62
<u>257</u>	<u>302</u>	<u>135</u>	<u>71</u>	<u>254</u>	<u>125</u>	<u>1,420</u>
<u>257</u>	<u>302</u>	<u>136</u>	<u>71</u>	<u>254</u>	<u>125</u>	<u>1,482</u>
\$ <u>261</u>	\$ <u>317</u>	\$ <u>157</u>	\$ <u>77</u>	\$ <u>270</u>	\$ <u>155</u>	\$ <u>1,545</u>

LOUISIANA AUCTIONEERS LICENSING BOARD	LOUISIANA BOARD OF ARCHITECTURAL EXAMINERS	LOUISIANA BOARD OF CHIROPRACTIC EXAMINERS	BOARD OF EXAMINERS IN DIETETICS AND NUTRITION	LOUISIANA BOARD OF EXAMINERS OF SPEECH-LANGUAGE PATHOLOGY AND AUDIOLOGY	LOUISIANA BOARD OF MASSAGE THERAPY	LOUISIANA BOARD OF PHARMACY
\$	\$	\$	\$	\$	\$	\$
96	369	146	1	2	375	1,295
			77	197		
<u>96</u>	<u>369</u>	<u>146</u>	<u>78</u>	<u>199</u>	<u>375</u>	<u>1,295</u>
98	314	168	76	200	388	1,366
				1		19
<u>98</u>	<u>314</u>	<u>168</u>	<u>76</u>	<u>201</u>	<u>388</u>	<u>1,385</u>
<u>(2)</u>	<u>55</u>	<u>(22)</u>	<u>2</u>	<u>(2)</u>	<u>(13)</u>	<u>(90)</u>
1	4	3			1	(20)
		12	(2)	(8)		
<u>1</u>	<u>4</u>	<u>15</u>	<u>(2)</u>	<u>(8)</u>	<u>1</u>	<u>(20)</u>
<u>(1)</u>	<u>59</u>	<u>(7)</u>	<u>-</u>	<u>(10)</u>	<u>(12)</u>	<u>(110)</u>
(1)	59	(7)	-	(10)	(12)	(110)
<u>258</u>	<u>243</u>	<u>143</u>	<u>71</u>	<u>264</u>	<u>137</u>	<u>1,592</u>
\$ <u>257</u>	\$ <u>302</u>	\$ <u>136</u>	\$ <u>71</u>	\$ <u>254</u>	\$ <u>125</u>	\$ <u>1,482</u>

**STATE OF LOUISIANA  
STATEMENT OF NET ASSETS  
BOARDS AND COMMISSIONS  
JUNE 30, 2004**

(EXPRESSED IN THOUSANDS)

	CATFISH PROMOTION AND RESEARCH BOARD	LOUISIANA CEMETERY BOARD	LOUISIANA CRAWFISH PROMOTION AND RESEARCH PROGRAM	LOUISIANA LICENSED PROFESSIONAL COUNSELORS BOARD OF EXAMINERS
<b>ASSETS</b>				
<b>CURRENT ASSETS:</b>				
CASH AND CASH EQUIVALENTS	\$ 194	\$ 156	\$ 75	\$ 360
INVESTMENTS				27
RECEIVABLES (NET)				
INVENTORIES (AT COST)				
PREPAYMENTS				
OTHER CURRENT ASSETS				
TOTAL CURRENT ASSETS	<u>194</u>	<u>156</u>	<u>75</u>	<u>387</u>
<b>NONCURRENT ASSETS:</b>				
<b>RESTRICTED ASSETS</b>				
CASH				
RECEIVABLES				
<b>CAPITAL ASSETS (NET OF ACCUMULATED DEPRECIATION)</b>				
BUILDINGS AND IMPROVEMENTS				
MACHINERY AND EQUIPMENT		5		2
INFRASTRUCTURE				
CONSTRUCTION IN PROGRESS				
OTHER NONCURRENT ASSETS				
TOTAL NONCURRENT ASSETS	<u>-</u>	<u>5</u>	<u>-</u>	<u>2</u>
TOTAL ASSETS	<u>\$ 194</u>	<u>\$ 161</u>	<u>\$ 75</u>	<u>\$ 389</u>
<b>LIABILITIES</b>				
<b>CURRENT LIABILITIES:</b>				
ACCOUNTS PAYABLE AND ACCRUALS	\$	\$ 4	\$	\$ 2
DEFERRED REVENUES				
AMOUNTS HELD IN CUSTODY FOR OTHERS				
OTHER CURRENT LIABILITIES				
COMPENSATED ABSENCES PAYABLE				5
CAPITAL LEASE OBLIGATIONS				
TOTAL CURRENT LIABILITIES	<u>-</u>	<u>4</u>	<u>-</u>	<u>7</u>
<b>NONCURRENT LIABILITIES:</b>				
<b>NONCURRENT PORTION OF LONG-TERM LIABILITIES:</b>				
COMPENSATED ABSENCES PAYABLE		14		3
OTHER LONG-TERM LIABILITIES				
TOTAL NONCURRENT LIABILITIES	<u>-</u>	<u>14</u>	<u>-</u>	<u>3</u>
TOTAL LIABILITIES	<u>-</u>	<u>18</u>	<u>-</u>	<u>10</u>
<b>NET ASSETS</b>				
INVESTED IN CAPITAL ASSETS, NET OF RELATED DEBT		5		2
RESTRICTED FOR OTHER SPECIFIC PURPOSES				
UNRESTRICTED	<u>194</u>	<u>138</u>	<u>75</u>	<u>377</u>
TOTAL NET ASSETS	<u>194</u>	<u>143</u>	<u>75</u>	<u>379</u>
TOTAL LIABILITIES AND NET ASSETS	<u>\$ 194</u>	<u>\$ 161</u>	<u>\$ 75</u>	<u>\$ 389</u>

**STATE OF LOUISIANA  
STATEMENT OF REVENUES, EXPENSES,  
AND CHANGES IN FUND NET ASSETS  
BOARDS AND COMMISSIONS  
FOR THE YEAR ENDED JUNE 30, 2004**

(EXPRESSED IN THOUSANDS)

	CATFISH PROMOTION AND RESEARCH BOARD	LOUISIANA CEMETERY BOARD	LOUISIANA CRAWFISH PROMOTION AND RESEARCH PROGRAM	LOUISIANA LICENSED PROFESSIONAL COUNSELORS BOARD OF EXAMINERS
<b>OPERATING REVENUES:</b>				
SALES OF COMMODITIES AND SERVICES	\$	\$	\$	\$
ASSESSMENTS				
USE OF MONEY AND PROPERTY				
LICENSES, PERMITS, AND FEES		191		251
OTHER				
TOTAL OPERATING REVENUES	<u>-</u>	<u>191</u>	<u>-</u>	<u>251</u>
<b>OPERATING EXPENSES:</b>				
COST OF SALES AND SERVICES				
ADMINISTRATIVE		181		192
DEPRECIATION		1		2
TOTAL OPERATING EXPENSES	<u>-</u>	<u>182</u>	<u>-</u>	<u>194</u>
OPERATING INCOME (LOSS)	<u>-</u>	<u>9</u>	<u>-</u>	<u>57</u>
<b>NONOPERATING REVENUES (EXPENSES):</b>				
<b>INTERGOVERNMENTAL REVENUES (EXPENSES)</b>				
USE OF MONEY AND PROPERTY		1		2
GAIN (LOSS) ON DISPOSAL OF FIXED ASSETS				
FEDERAL GRANTS				
INTEREST EXPENSE				
OTHER				4
TOTAL NONOPERATING REVENUES (EXPENSES)	<u>-</u>	<u>1</u>	<u>-</u>	<u>6</u>
INCOME (LOSS) BEFORE CONTRIBUTIONS AND TRANSFERS	<u>-</u>	<u>10</u>	<u>-</u>	<u>63</u>
CHANGE IN NET ASSETS	-	10	-	63
NET ASSETS - BEGINNING (as restated)	<u>194</u>	<u>133</u>	<u>75</u>	<u>316</u>
NET ASSETS - ENDING	<u>\$ 194</u>	<u>\$ 143</u>	<u>\$ 75</u>	<u>\$ 379</u>

LOUISIANA LICENSED PROFESSIONAL VOCATIONAL REHABILITATION COUNSELORS BOARD	LOUISIANA PROFESSIONAL ENGINEERING AND LAND SURVEYING BOARD	LOUISIANA REAL ESTATE APPRAISERS STATE BOARD OF CERTIFICATION	LOUISIANA REAL ESTATE COMMISSION	LOUISIANA RICE PROMOTION BOARD	LOUISIANA RICE RESEARCH BOARD	LOUISIANA SOYBEAN AND GRAIN RESEARCH AND PROMOTION BOARD
\$ 7	\$ 507	\$ 115	\$ 2,528 559 1	\$ 41 64	\$ 1,636	\$ 1,247 26
<u>7</u>	<u>507</u>	<u>115</u>	<u>3,088</u>	<u>105</u>	<u>1,636</u>	<u>1,273</u>

	6		47			
			137			
-	6	-	382	-	-	-
\$ 7	\$ 513	\$ 115	\$ 3,470	\$ 105	\$ 1,636	\$ 1,273

\$	\$ 29	\$ 8	\$ 117	\$ 62	\$	\$ 364
			97			
	38	8	63			
-	67	16	277	62	-	364

	5	2	16			
-	5	2	16	-	-	-
-	72	18	293	62	-	364
	6		382			
7	435	97	2,395	43	1,636	909
7	441	97	3,177	43	1,636	909
\$ 7	\$ 513	\$ 115	\$ 3,470	\$ 105	\$ 1,636	\$ 1,273

LOUISIANA LICENSED PROFESSIONAL VOCATIONAL REHABILITATION COUNSELORS BOARD	LOUISIANA PROFESSIONAL ENGINEERING AND LAND SURVEYING BOARD	LOUISIANA REAL ESTATE APPRAISERS STATE BOARD OF CERTIFICATION	LOUISIANA REAL ESTATE COMMISSION	LOUISIANA RICE PROMOTION BOARD	LOUISIANA RICE RESEARCH BOARD	LOUISIANA SOYBEAN AND GRAIN RESEARCH AND PROMOTION BOARD
\$	\$	\$	\$	\$	\$	\$
				758	1,506	1,198
27	942	222	1,743		7	
27	942	222	1,743	758	1,513	1,198
27	1,157	234	1,815	751		1,143
	6		21	4	7	15
27	1,163	234	1,836	755	7	1,158
-	(221)	(12)	(93)	3	1,506	40
	8	1	26		(1,459)	15
	33	41	10			
-	41	42	36	-	(1,459)	15
-	(180)	30	(57)	3	47	55
-	(180)	30	(57)	3	47	55
7	621	55	3,246	40	1,589	854
\$ 7	\$ 441	\$ 85	\$ 3,189	\$ 43	\$ 1,636	\$ 909



**STATE OF LOUISIANA  
STATEMENT OF NET ASSETS  
BOARDS AND COMMISSIONS  
JUNE 30, 2004**

(EXPRESSED IN THOUSANDS)

	LOUISIANA STATE BOARD OF CERTIFICATION OF SUBSTANCE ABUSE COUNSELORS	LOUISIANA STATE BOARD OF DENTISTRY	LOUISIANA STATE BOARD OF ELECTROLYSIS EXAMINERS	LOUISIANA STATE BOARD OF EMBALMERS AND FUNERAL DIRECTORS
<b>ASSETS</b>				
CURRENT ASSETS:				
CASH AND CASH EQUIVALENTS	\$ 7	\$ 637	\$ 6	\$ 330
INVESTMENTS				
RECEIVABLES (NET)				
INVENTORIES (AT COST)				
PREPAYMENTS		5		
OTHER CURRENT ASSETS				
TOTAL CURRENT ASSETS	<u>7</u>	<u>642</u>	<u>6</u>	<u>330</u>
NONCURRENT ASSETS:				
RESTRICTED ASSETS				
CASH				
RECEIVABLES				
CAPITAL ASSETS (NET OF ACCUMULATED DEPRECIATION)				
BUILDINGS AND IMPROVEMENTS				
MACHINERY AND EQUIPMENT		33		4
INFRASTRUCTURE				
CONSTRUCTION IN PROGRESS				
OTHER NONCURRENT ASSETS				
TOTAL NONCURRENT ASSETS	<u>-</u>	<u>33</u>	<u>-</u>	<u>4</u>
TOTAL ASSETS	<u>\$ 7</u>	<u>\$ 675</u>	<u>\$ 6</u>	<u>\$ 334</u>
<b>LIABILITIES</b>				
CURRENT LIABILITIES:				
ACCOUNTS PAYABLE AND ACCRUALS	\$	\$ 2	\$	\$ 11
DEFERRED REVENUES			7	
AMOUNTS HELD IN CUSTODY FOR OTHERS				
OTHER CURRENT LIABILITIES				
COMPENSATED ABSENCES PAYABLE				3
CAPITAL LEASE OBLIGATIONS				
TOTAL CURRENT LIABILITIES	<u>-</u>	<u>2</u>	<u>7</u>	<u>14</u>
NONCURRENT LIABILITIES:				
NONCURRENT PORTION OF LONG-TERM LIABILITIES:				
COMPENSATED ABSENCES PAYABLE		30		15
OTHER LONG-TERM LIABILITIES				
TOTAL NONCURRENT LIABILITIES	<u>-</u>	<u>30</u>	<u>-</u>	<u>15</u>
TOTAL LIABILITIES	<u>-</u>	<u>32</u>	<u>7</u>	<u>29</u>
<b>NET ASSETS</b>				
INVESTED IN CAPITAL ASSETS, NET OF RELATED DEBT		33		4
RESTRICTED FOR OTHER SPECIFIC PURPOSES				
UNRESTRICTED	7	610	(1)	301
TOTAL NET ASSETS	<u>7</u>	<u>643</u>	<u>(1)</u>	<u>305</u>
TOTAL LIABILITIES AND NET ASSETS	<u>\$ 7</u>	<u>\$ 675</u>	<u>\$ 6</u>	<u>\$ 334</u>

**STATE OF LOUISIANA  
STATEMENT OF REVENUES, EXPENSES,  
AND CHANGES IN FUND NET ASSETS  
BOARDS AND COMMISSIONS  
FOR THE YEAR ENDED JUNE 30, 2004**

(EXPRESSED IN THOUSANDS)

	LOUISIANA STATE BOARD OF CERTIFICATION OF SUBSTANCE ABUSE COUNSELORS	LOUISIANA STATE BOARD OF DENTISTRY	LOUISIANA STATE BOARD OF ELECTROLYSIS EXAMINERS	LOUISIANA STATE BOARD OF EMBALMERS AND FUNERAL DIRECTORS
OPERATING REVENUES:				
SALES OF COMMODITIES AND SERVICES	\$	\$ 24	\$	\$
ASSESSMENTS		75		
USE OF MONEY AND PROPERTY		844	19	301
LICENSES, PERMITS, AND FEES		30		
OTHER				
TOTAL OPERATING REVENUES	<u>-</u>	<u>973</u>	<u>19</u>	<u>301</u>
OPERATING EXPENSES:				
COST OF SALES AND SERVICES		688		
ADMINISTRATIVE		152	17	314
DEPRECIATION		5		1
TOTAL OPERATING EXPENSES	<u>-</u>	<u>845</u>	<u>17</u>	<u>315</u>
OPERATING INCOME (LOSS)	<u>-</u>	<u>128</u>	<u>2</u>	<u>(14)</u>
NONOPERATING REVENUES (EXPENSES):				
INTERGOVERNMENTAL REVENUES (EXPENSES)				
USE OF MONEY AND PROPERTY				2
GAIN (LOSS) ON DISPOSAL OF FIXED ASSETS				
FEDERAL GRANTS				
INTEREST EXPENSE				
OTHER			(8)	4
TOTAL NONOPERATING REVENUES (EXPENSES)	<u>-</u>	<u>-</u>	<u>(8)</u>	<u>6</u>
INCOME (LOSS) BEFORE CONTRIBUTIONS AND TRANSFERS	<u>-</u>	<u>128</u>	<u>(6)</u>	<u>(8)</u>
CHANGE IN NET ASSETS	-	128	(6)	(8)
NET ASSETS - BEGINNING (as restated)	7	515	5	313
NET ASSETS - ENDING	<u>\$ 7</u>	<u>\$ 643</u>	<u>\$ (1)</u>	<u>\$ 305</u>

LOUISIANA STATE BOARD OF EXAMINERS FOR SANITARIANS	LOUISIANA STATE BOARD OF HEARING AID DEALERS	LOUISIANA STATE BOARD OF INTERIOR DESIGNERS	LOUISIANA STATE BOARD OF MEDICAL EXAMINERS	LOUISIANA STATE BOARD OF NURSING	LOUISIANA STATE BOARD OF OPTOMETRY EXAMINERS	LOUISIANA STATE BOARD OF PHYSICAL THERAPY EXAMINERS
\$ 32	\$ 5	\$ 57	\$ 2,024	\$ 3,007	\$ 479	\$ 598
			207	17		
			5	21	4	3
<u>32</u>	<u>5</u>	<u>57</u>	<u>2,236</u>	<u>3,045</u>	<u>483</u>	<u>601</u>
			990			
			55			
			1,294			
2			84	19	3	2
						10
			41			
<u>2</u>	<u>-</u>	<u>-</u>	<u>2,564</u>	<u>19</u>	<u>3</u>	<u>12</u>
\$ <u>34</u>	\$ <u>5</u>	\$ <u>57</u>	\$ <u>4,800</u>	\$ <u>3,064</u>	\$ <u>486</u>	\$ <u>613</u>

\$	\$	\$	\$	\$	\$	\$
	1	1	269	55	2	6
			1,420		24	
				62		1
<u>-</u>	<u>1</u>	<u>1</u>	<u>1,689</u>	<u>117</u>	<u>26</u>	<u>7</u>
			129	175		7
<u>-</u>	<u>-</u>	<u>-</u>	<u>129</u>	<u>175</u>	<u>-</u>	<u>7</u>
<u>-</u>	<u>1</u>	<u>1</u>	<u>1,818</u>	<u>292</u>	<u>26</u>	<u>14</u>
2			1,478	19	3	12
32	4	56	869			
			635	2,753	457	587
<u>34</u>	<u>4</u>	<u>56</u>	<u>2,982</u>	<u>2,772</u>	<u>460</u>	<u>599</u>
\$ <u>34</u>	\$ <u>5</u>	\$ <u>57</u>	\$ <u>4,800</u>	\$ <u>3,064</u>	\$ <u>486</u>	\$ <u>613</u>

LOUISIANA STATE BOARD OF EXAMINERS FOR SANITARIANS	LOUISIANA STATE BOARD OF HEARING AID DEALERS	LOUISIANA STATE BOARD OF INTERIOR DESIGNERS	LOUISIANA STATE BOARD OF MEDICAL EXAMINERS	LOUISIANA STATE BOARD OF NURSING	LOUISIANA STATE BOARD OF OPTOMETRY EXAMINERS	LOUISIANA STATE BOARD OF PHYSICAL THERAPY EXAMINERS
\$	\$	\$	\$	\$	\$	\$
17	15	50	3,703	2,406	116	406
		11	118	321		
<u>17</u>	<u>15</u>	<u>61</u>	<u>3,821</u>	<u>2,727</u>	<u>116</u>	<u>406</u>
		67	4,835			284
11	27		99	2,903	84	54
	1			14	1	6
<u>11</u>	<u>28</u>	<u>67</u>	<u>4,934</u>	<u>2,917</u>	<u>85</u>	<u>344</u>
<u>6</u>	<u>(13)</u>	<u>(6)</u>	<u>(1,113)</u>	<u>(190)</u>	<u>31</u>	<u>62</u>
		2	27		6	10
<u>1</u>	<u>-</u>	<u>-</u>	<u>-</u>	<u>31</u>	<u>-</u>	<u>13</u>
<u>1</u>	<u>-</u>	<u>2</u>	<u>27</u>	<u>31</u>	<u>6</u>	<u>23</u>
<u>7</u>	<u>(13)</u>	<u>(4)</u>	<u>(1,086)</u>	<u>(159)</u>	<u>37</u>	<u>85</u>
7	(13)	(4)	(1,086)	(159)	37	85
<u>27</u>	<u>17</u>	<u>60</u>	<u>4,068</u>	<u>2,931</u>	<u>423</u>	<u>514</u>
\$ <u>34</u>	\$ <u>4</u>	\$ <u>56</u>	\$ <u>2,982</u>	\$ <u>2,772</u>	\$ <u>460</u>	\$ <u>599</u>

**STATE OF LOUISIANA  
STATEMENT OF NET ASSETS  
BOARDS AND COMMISSIONS  
JUNE 30, 2004**

(EXPRESSED IN THOUSANDS)

	LOUISIANA STATE BOARD OF PRACTICAL NURSE EXAMINERS	LOUISIANA STATE BOARD OF SOCIAL WORKERS EXAMINERS	LOUISIANA STATE BOARD OF WHOLESALE DRUG DISTRIBUTORS	LOUISIANA STATE POLYGRAPH BOARD
<b>ASSETS</b>				
<b>CURRENT ASSETS:</b>				
CASH AND CASH EQUIVALENTS	\$ 1,244	\$ 659	\$ 269	\$ 10
INVESTMENTS				
RECEIVABLES (NET)	5	9		
INVENTORIES (AT COST)				
PREPAYMENTS				
OTHER CURRENT ASSETS				
<b>TOTAL CURRENT ASSETS</b>	<b>1,249</b>	<b>668</b>	<b>269</b>	<b>10</b>
<b>NONCURRENT ASSETS:</b>				
<b>RESTRICTED ASSETS</b>				
CASH			60	
RECEIVABLES				
<b>CAPITAL ASSETS (NET OF ACCUMULATED DEPRECIATION)</b>				
BUILDINGS AND IMPROVEMENTS				
MACHINERY AND EQUIPMENT	30		9	
INFRASTRUCTURE				
CONSTRUCTION IN PROGRESS				
OTHER NONCURRENT ASSETS				
<b>TOTAL NONCURRENT ASSETS</b>	<b>30</b>	<b>-</b>	<b>69</b>	<b>-</b>
<b>TOTAL ASSETS</b>	<b>\$ 1,279</b>	<b>\$ 668</b>	<b>\$ 338</b>	<b>\$ 10</b>
<b>LIABILITIES</b>				
<b>CURRENT LIABILITIES:</b>				
ACCOUNTS PAYABLE AND ACCRUALS	\$ 20	\$ 13	\$ 2	\$ -
DEFERRED REVENUES				
AMOUNTS HELD IN CUSTODY FOR OTHERS				
OTHER CURRENT LIABILITIES				
COMPENSATED ABSENCES PAYABLE				
CAPITAL LEASE OBLIGATIONS				
<b>TOTAL CURRENT LIABILITIES</b>	<b>20</b>	<b>13</b>	<b>2</b>	<b>-</b>
<b>NONCURRENT LIABILITIES:</b>				
<b>NONCURRENT PORTION OF LONG-TERM LIABILITIES:</b>				
COMPENSATED ABSENCES PAYABLE	58	17	8	
OTHER LONG-TERM LIABILITIES				
<b>TOTAL NONCURRENT LIABILITIES</b>	<b>58</b>	<b>17</b>	<b>8</b>	<b>-</b>
<b>TOTAL LIABILITIES</b>	<b>78</b>	<b>30</b>	<b>10</b>	<b>-</b>
<b>NET ASSETS</b>				
INVESTED IN CAPITAL ASSETS, NET OF RELATED DEBT	30		9	
RESTRICTED FOR OTHER SPECIFIC PURPOSES			60	
UNRESTRICTED	1,171	638	259	10
<b>TOTAL NET ASSETS</b>	<b>1,201</b>	<b>638</b>	<b>328</b>	<b>10</b>
<b>TOTAL LIABILITIES AND NET ASSETS</b>	<b>\$ 1,279</b>	<b>\$ 668</b>	<b>\$ 338</b>	<b>\$ 10</b>

**STATE OF LOUISIANA  
STATEMENT OF REVENUES, EXPENSES,  
AND CHANGES IN FUND NET ASSETS  
BOARDS AND COMMISSIONS  
FOR THE YEAR ENDED JUNE 30, 2004**

(EXPRESSED IN THOUSANDS)

	LOUISIANA STATE BOARD OF PRACTICAL NURSE EXAMINERS	LOUISIANA STATE BOARD OF SOCIAL WORKERS EXAMINERS	LOUISIANA STATE BOARD OF WHOLESALE DRUG DISTRIBUTORS	LOUISIANA STATE POLYGRAPH BOARD
<b>OPERATING REVENUES:</b>				
SALES OF COMMODITIES AND SERVICES	\$ 17	\$ -	\$ -	\$ -
ASSESSMENTS	45			
USE OF MONEY AND PROPERTY		7		
LICENSES, PERMITS, AND FEES	893	458	229	6
OTHER			4	
<b>TOTAL OPERATING REVENUES</b>	<b>955</b>	<b>465</b>	<b>233</b>	<b>6</b>
<b>OPERATING EXPENSES:</b>				
COST OF SALES AND SERVICES		377		
ADMINISTRATIVE	884		227	4
DEPRECIATION	8		3	
<b>TOTAL OPERATING EXPENSES</b>	<b>892</b>	<b>377</b>	<b>230</b>	<b>4</b>
<b>OPERATING INCOME (LOSS)</b>	<b>63</b>	<b>88</b>	<b>3</b>	<b>2</b>
<b>NONOPERATING REVENUES (EXPENSES):</b>				
<b>INTERGOVERNMENTAL REVENUES (EXPENSES)</b>				
USE OF MONEY AND PROPERTY	10		3	
GAIN (LOSS) ON DISPOSAL OF FIXED ASSETS				
FEDERAL GRANTS				
INTEREST EXPENSE				
OTHER		(13)		
<b>TOTAL NONOPERATING REVENUES (EXPENSES)</b>	<b>10</b>	<b>(13)</b>	<b>3</b>	<b>-</b>
<b>INCOME (LOSS) BEFORE CONTRIBUTIONS AND TRANSFERS</b>	<b>73</b>	<b>75</b>	<b>6</b>	<b>2</b>
<b>CHANGE IN NET ASSETS</b>	<b>73</b>	<b>75</b>	<b>6</b>	<b>2</b>
<b>NET ASSETS - BEGINNING (as restated)</b>	<b>1,128</b>	<b>563</b>	<b>322</b>	<b>8</b>
<b>NET ASSETS - ENDING</b>	<b>\$ 1,201</b>	<b>\$ 638</b>	<b>\$ 328</b>	<b>\$ 10</b>

LOUISIANA STATE RADIO AND TV TECHNICIANS BOARD	LOUISIANA STRAWBERRY MARKETING BOARD	LOUISIANA SWEET POTATO ADVERTISING AND DEVELOPMENT	LOUISIANA TAX FREE SHOPPING COMMISSION	MANCHAC PARKWAY COMMISSION	OFFICE OF THE CUSTODIAN OF NOTORIAL RECORDS OF ORLEANS PARISH	RADIOLOGIC TECHNOLOGY BOARD OF EXAMINERS
\$ 9	\$ 21	\$ 207	\$ 68	\$	2,125	\$ 446
	4	4	447 13		17	
<u>9</u>	<u>25</u>	<u>211</u>	<u>528</u>	<u>-</u>	<u>4</u> <u>2,146</u>	<u>446</u>

23			2		132	
<u>9</u>	<u>-</u>	<u>-</u>	<u>2</u>	<u>-</u>	<u>132</u>	<u>-</u>
<u>32</u>	<u>-</u>	<u>-</u>	<u>2</u>	<u>-</u>	<u>132</u>	<u>-</u>
\$ 41	\$ 25	\$ 211	\$ 530	\$ -	\$ 2,278	\$ 446

\$	\$	\$ 1	\$ 69	\$	\$ 36	\$ 3
					14	
1			41		8	13
<u>1</u>	<u>-</u>	<u>1</u>	<u>110</u>	<u>-</u>	<u>12</u> <u>70</u>	<u>16</u>
9			14		27	
<u>9</u>	<u>-</u>	<u>-</u>	<u>14</u>	<u>-</u>	<u>27</u>	<u>-</u>
<u>10</u>	<u>-</u>	<u>1</u>	<u>124</u>	<u>-</u>	<u>97</u>	<u>16</u>
21			2		120	
<u>10</u>	<u>25</u>	<u>210</u>	<u>404</u>	<u>-</u>	<u>2,061</u>	<u>430</u>
<u>31</u>	<u>25</u>	<u>210</u>	<u>406</u>	<u>-</u>	<u>2,181</u>	<u>430</u>
\$ 41	\$ 25	\$ 211	\$ 530	\$ -	\$ 2,278	\$ 446

LOUISIANA STATE RADIO AND TV TECHNICIANS BOARD	LOUISIANA STRAWBERRY MARKETING BOARD	LOUISIANA SWEET POTATO ADVERTISING AND DEVELOPMENT	LOUISIANA TAX FREE SHOPPING COMMISSION	MANCHAC PARKWAY COMMISSION	OFFICE OF THE CUSTODIAN OF NOTORIAL RECORDS OF ORLEANS PARISH	RADIOLOGIC TECHNOLOGY BOARD OF EXAMINERS
\$	\$	\$	\$ 537	\$	\$ 2,212	\$
	28	242	1			129
<u>53</u>	<u>-</u>	<u>-</u>	<u>-</u>	<u>-</u>	<u>-</u>	<u>3</u>
<u>53</u>	<u>28</u>	<u>242</u>	<u>538</u>	<u>-</u>	<u>2,212</u>	<u>132</u>
72	29	231 10	461		1,458	155
<u>72</u>	<u>29</u>	<u>241</u>	<u>461</u>	<u>-</u>	<u>32</u> <u>1,490</u>	<u>155</u>
<u>(19)</u>	<u>(1)</u>	<u>1</u>	<u>77</u>	<u>-</u>	<u>722</u>	<u>(23)</u>
1		3			10	4
<u>0</u>	<u>-</u>	<u>-</u>	<u>-</u>	<u>-</u>	<u>3</u> <u>(2)</u>	<u>-</u>
<u>1</u>	<u>-</u>	<u>(21)</u>	<u>-</u>	<u>-</u>	<u>11</u>	<u>4</u>
<u>2</u>	<u>-</u>	<u>(18)</u>	<u>-</u>	<u>-</u>	<u>11</u>	<u>4</u>
<u>(17)</u>	<u>(1)</u>	<u>(17)</u>	<u>77</u>	<u>-</u>	<u>733</u>	<u>(19)</u>
(17)	(1)	(17)	77	-	733	(19)
<u>48</u>	<u>26</u>	<u>227</u>	<u>329</u>	<u>-</u>	<u>1,448</u>	<u>449</u>
\$ 31	\$ 25	\$ 210	\$ 406	\$ -	\$ 2,181	\$ 430

**STATE OF LOUISIANA  
STATEMENT OF NET ASSETS  
BOARDS AND COMMISSIONS  
JUNE 30, 2004**

(EXPRESSED IN THOUSANDS)

	STATE BOARD OF CERTIFIED PUBLIC ACCOUNTANTS OF LOUISIANA	STATE BOARD OF EXAMINERS OF PSYCHOLOGISTS	STATE BOARD OF VETERINARY MEDICAL EXAMINERS	STATE BOXING AND WRESTLING COMMISSION
<b>ASSETS</b>				
<b>CURRENT ASSETS:</b>				
CASH AND CASH EQUIVALENTS	\$ 715	\$ 186	\$ 246	\$ 3
INVESTMENTS				
RECEIVABLES (NET)	6			
INVENTORIES (AT COST)				
PREPAYMENTS	3	1		
OTHER CURRENT ASSETS				
TOTAL CURRENT ASSETS	<u>724</u>	<u>187</u>	<u>246</u>	<u>3</u>
<b>NONCURRENT ASSETS:</b>				
<b>RESTRICTED ASSETS</b>				
CASH				
RECEIVABLES				
<b>CAPITAL ASSETS (NET OF ACCUMULATED DEPRECIATION)</b>				
BUILDINGS AND IMPROVEMENTS				
MACHINERY AND EQUIPMENT		4		
INFRASTRUCTURE				
CONSTRUCTION IN PROGRESS				
OTHER NONCURRENT ASSETS				
TOTAL NONCURRENT ASSETS	<u>-</u>	<u>4</u>	<u>-</u>	<u>-</u>
TOTAL ASSETS	<u>\$ 724</u>	<u>\$ 191</u>	<u>\$ 246</u>	<u>\$ 3</u>
<b>LIABILITIES</b>				
<b>CURRENT LIABILITIES:</b>				
ACCOUNTS PAYABLE AND ACCRUALS	\$ 7	\$ 7	\$ 3	\$ -
DEFERRED REVENUES	2	108	4	
AMOUNTS HELD IN CUSTODY FOR OTHERS				
OTHER CURRENT LIABILITIES				
COMPENSATED ABSENCES PAYABLE	1			
CAPITAL LEASE OBLIGATIONS				
TOTAL CURRENT LIABILITIES	<u>10</u>	<u>115</u>	<u>7</u>	<u>-</u>
<b>NONCURRENT LIABILITIES:</b>				
<b>NONCURRENT PORTION OF LONG-TERM LIABILITIES:</b>				
COMPENSATED ABSENCES PAYABLE	45	6	3	
OTHER LONG-TERM LIABILITIES				
TOTAL NONCURRENT LIABILITIES	<u>45</u>	<u>6</u>	<u>3</u>	<u>-</u>
TOTAL LIABILITIES	<u>55</u>	<u>121</u>	<u>10</u>	<u>-</u>
<b>NET ASSETS</b>				
INVESTED IN CAPITAL ASSETS, NET OF RELATED DEBT		4		
RESTRICTED FOR OTHER SPECIFIC PURPOSES				
UNRESTRICTED	669	66	236	3
TOTAL NET ASSETS	<u>669</u>	<u>70</u>	<u>236</u>	<u>3</u>
TOTAL LIABILITIES AND NET ASSETS	<u>\$ 724</u>	<u>\$ 191</u>	<u>\$ 246</u>	<u>\$ 3</u>

**STATE OF LOUISIANA  
STATEMENT OF REVENUES, EXPENSES,  
AND CHANGES IN FUND NET ASSETS  
BOARDS AND COMMISSIONS  
FOR THE YEAR ENDED JUNE 30, 2004**

(EXPRESSED IN THOUSANDS)

	STATE BOARD OF CERTIFIED PUBLIC ACCOUNTANTS OF LOUISIANA	STATE BOARD OF EXAMINERS OF PSYCHOLOGISTS	STATE BOARD OF VETERINARY MEDICAL EXAMINERS	STATE BOXING AND WRESTLING COMMISSION
<b>OPERATING REVENUES:</b>				
SALES OF COMMODITIES AND SERVICES	\$	\$	\$	\$
ASSESSMENTS				
USE OF MONEY AND PROPERTY				
LICENSES, PERMITS, AND FEES	570	149	245	
OTHER	33			
TOTAL OPERATING REVENUES	<u>603</u>	<u>149</u>	<u>245</u>	<u>-</u>
<b>OPERATING EXPENSES:</b>				
COST OF SALES AND SERVICES				
ADMINISTRATIVE	662	129	239	
DEPRECIATION	1	1		
TOTAL OPERATING EXPENSES	<u>663</u>	<u>130</u>	<u>239</u>	<u>-</u>
OPERATING INCOME (LOSS)	<u>(60)</u>	<u>19</u>	<u>6</u>	<u>-</u>
<b>NONOPERATING REVENUES (EXPENSES):</b>				
<b>INTERGOVERNMENTAL REVENUES (EXPENSES)</b>				
USE OF MONEY AND PROPERTY	5	1	1	
GAIN (LOSS) ON DISPOSAL OF FIXED ASSETS				
FEDERAL GRANTS				
INTEREST EXPENSE				
OTHER				
TOTAL NONOPERATING REVENUES (EXPENSES)	<u>5</u>	<u>1</u>	<u>1</u>	<u>-</u>
INCOME (LOSS) BEFORE CONTRIBUTIONS AND TRANSFERS	<u>(55)</u>	<u>20</u>	<u>7</u>	<u>-</u>
CHANGE IN NET ASSETS	(55)	20	7	-
NET ASSETS - BEGINNING (as restated)	724	50	229	3
NET ASSETS - ENDING	<u>\$ 669</u>	<u>\$ 70</u>	<u>\$ 236</u>	<u>\$ 3</u>

WATCHMAKERS BOARD FUND		TOTALS JUNE 30, 2004	
\$	1	\$	22,394
			1,883
			964
			13
			34
			12
	<u>1</u>		<u>25,300</u>
			1,050
			55
			-
			1,294
			472
			10
			138
			50
	<u>-</u>		<u>3,367</u>
\$	<u>1</u>	\$	<u>28,667</u>

\$		\$	1,194
			1,613
			97
			118
			144
			12
	<u>-</u>		<u>3,178</u>
			695
			21
	<u>-</u>		<u>716</u>
	<u>-</u>		<u>3,894</u>
			2,198
			1,329
	<u>1</u>		<u>21,246</u>
	<u>1</u>		<u>24,773</u>
\$	<u>1</u>	\$	<u>28,667</u>

WATCHMAKERS BOARD FUND		TOTALS JUNE 30, 2004	
\$		\$	2,790
			4,331
			13
			17,162
			636
	<u>-</u>		<u>24,932</u>
			11,475
			12,345
			223
	<u>-</u>		<u>24,043</u>
	<u>-</u>		<u>889</u>
			(1,459)
			132
			1
			3
			(2)
			100
	<u>-</u>		<u>(1,225)</u>
	<u>-</u>		<u>(336)</u>
	<u>-</u>		<u>(336)</u>
	<u>1</u>		<u>25,109</u>
\$	<u>1</u>	\$	<u>24,773</u>

**STATE OF LOUISIANA  
STATEMENT OF CASH FLOWS  
BOARDS AND COMMISSIONS  
FOR THE YEAR ENDED JUNE 30, 2004**

	<b>BARBER EXAMINERS BOARD</b>	<b>BOARD OF EXAMINERS OF CERTIFIED SHORTHAND REPT.</b>
<b>CASH FLOWS FROM OPERATING ACTIVITIES:</b>		
CASH RECEIVED FROM CUSTOMERS	\$ 348	\$ 104
CASH PAYMENTS TO SUPPLIERS FOR GOODS AND SERVICES	(229)	(62)
CASH PAYMENTS TO EMPLOYEES FOR SERVICES	(121)	(42)
INTERNAL ACTIVITY-PAYMENTS TO OTHER FUNDS		
OTHER OPERATING REVENUES (EXPENSES)	<u>2</u>	
NET CASH PROVIDED (USED) BY OPERATING ACTIVITIES	<u>-</u>	<u>-</u>
<b>CASH FLOWS FROM NONCAPITAL FINANCING ACTIVITIES:</b>		
STATE APPROPRIATIONS		
OTHER		
NET CASH PROVIDED (USED) BY NONCAPITAL FINANCING ACTIVITIES	<u>-</u>	<u>-</u>
<b>CASH FLOWS FROM CAPITAL AND RELATED FINANCING ACTIVITIES:</b>		
ACQUISITION/CONSTRUCTION OF CAPITAL ASSETS		
OTHER		
NET CASH (PROVIDED) USED FOR CAPITAL AND RELATED FINANCING ACTIVITIES	<u>-</u>	<u>-</u>
<b>CASH FLOWS FROM INVESTING ACTIVITIES:</b>		
PURCHASES OF INVESTMENT SECURITIES		
PROCEEDS FROM SALE OF INVESTMENT SECURITIES		
INTEREST AND DIVIDENDS EARNED ON INVESTMENT SECURITIES		<u>3</u>
NET CASH PROVIDED (USED) BY INVESTING ACTIVITIES	<u>-</u>	<u>3</u>
NET INCREASE/DECREASE IN CASH AND CASH EQUIVALENTS	-	3
CASH AND CASH EQUIVALENTS AT BEGINNING OF YEAR	<u>126</u>	<u>227</u>
CASH AND CASH EQUIVALENTS AT END OF YEAR	<u>\$ 126</u>	<u>\$ 230</u>
<b>RECONCILIATION OF OPERATING INCOME (LOSS) TO NET CASH PROVIDED (USED) BY OPERATING ACTIVITIES:</b>		
OPERATING INCOME (LOSS)	\$ _____	\$ _____ (1)
<b>ADJUSTMENTS TO RECONCILE OPERATING INCOME (LOSS) TO NET CASH PROVIDED BY OPERATING ACTIVITIES:</b>		
DEPRECIATION	1	
PROVISION FOR UNCOLLECTIBLE ACCOUNTS		
OTHER		
(INCREASE)DECREASE IN ACCOUNTS RECEIVABLE		
(INCREASE)DECREASE IN PREPAYMENTS		
(INCREASE)DECREASE IN INVENTORIES		
(INCREASE)DECREASE IN OTHER ASSETS		
INCREASE(DECREASE) IN ACCOUNTS PAYABLE	(8)	
INCREASE(DECREASE) IN ACCRUED PAYROLL AND RELATED		1
INCREASE(DECREASE) IN COMPENSATED ABSENCES PAYABLE	1	
INCREASE(DECREASE) IN DUE TO OTHER FUNDS		
INCREASE(DECREASE) IN DEFERRED REVENUES	6	
INCREASE(DECREASE) IN OTHER LIABILITIES		
NET CASH PROVIDED BY OPERATING ACTIVITIES	<u>\$ -</u>	<u>\$ -</u>

BOARD OF EXAMINERS OF NURSING FACILITY ADMINISTRATORS	DAIRY INDUSTRY PROMOTION BOARD	LOUISIANA AUCTIONEERS LICENSING BOARD	LOUISIANA BOARD OF ARCHITECTURAL EXAMINERS	LOUISIANA BOARD OF CHIROPRACTIC EXAMINERS	BOARD OF EXAMINERS IN DIETETICS AND NUTRITION
\$ 327 (145) (194)	\$ 482 (510)	\$ 96 (45) (53)	\$ 369 (176) (142)	\$ 146 (81) (84)	77 (38) (34)
(12)	(28)	(2)	51	(19)	5
	6			12	
-	6	-	-	12	-
-	-	-	-	-	-
1	3	1	4	3	
1	3	1	4	3	-
(11)	(19)	(1)	55	(4)	5
206	265	262	262	160	72
\$ <u>195</u>	\$ <u>246</u>	\$ <u>261</u>	\$ <u>317</u>	\$ <u>156</u>	\$ <u>77</u>
\$ (61)	\$ (37)	\$ (2)	\$ 55	\$ (22)	\$ 2
48 5	3		(1)		
(6)	6	(1)	(3)	3	4
		1			(1)
2					
\$ <u>(12)</u>	\$ <u>(28)</u>	\$ <u>(2)</u>	\$ <u>51</u>	\$ <u>(19)</u>	\$ <u>5</u>



**STATE OF LOUISIANA  
STATEMENT OF CASH FLOWS  
BOARDS AND COMMISSIONS  
FOR THE YEAR ENDED JUNE 30, 2004**

**LOUISIANA BOARD  
OF EXAMINERS OF  
SPEECH-LANGUAGE  
PATHOLOGY AND  
AUDIOLOGY**

**LOUISIANA  
BOARD OF  
MASSAGE  
THERAPY**

CASH FLOWS FROM OPERATING ACTIVITIES:		
CASH RECEIVED FROM CUSTOMERS	\$ 216	\$ 380
CASH PAYMENTS TO SUPPLIERS FOR GOODS AND SERVICES	(115)	(260)
CASH PAYMENTS TO EMPLOYEES FOR SERVICES	(80)	(126)
INTERNAL ACTIVITY-PAYMENTS TO OTHER FUNDS		
OTHER OPERATING REVENUES (EXPENSES)	2	
	<u>23</u>	<u>(6)</u>
NET CASH PROVIDED (USED) BY OPERATING ACTIVITIES		
CASH FLOWS FROM NONCAPITAL FINANCING ACTIVITIES:		
STATE APPROPRIATIONS		
OTHER		
	<u>-</u>	<u>-</u>
NET CASH PROVIDED (USED) BY NONCAPITAL FINANCING ACTIVITIES		
CASH FLOWS FROM CAPITAL AND RELATED FINANCING ACTIVITIES:		
ACQUISITION/CONSTRUCTION OF CAPITAL ASSETS		
OTHER		
	<u>-</u>	<u>-</u>
NET CASH (PROVIDED) USED FOR CAPITAL AND RELATED FINANCING ACTIVITIES		
CASH FLOWS FROM INVESTING ACTIVITIES:		
PURCHASES OF INVESTMENT SECURITIES		
PROCEEDS FROM SALE OF INVESTMENT SECURITIES		
INTEREST AND DIVIDENDS EARNED ON INVESTMENT SECURITIES		1
	<u>-</u>	<u>1</u>
NET CASH PROVIDED (USED) BY INVESTING ACTIVITIES		
NET INCREASE/DECREASE IN CASH AND CASH EQUIVALENTS	23	(5)
CASH AND CASH EQUIVALENTS AT BEGINNING OF YEAR	200	152
CASH AND CASH EQUIVALENTS AT END OF YEAR	<u>\$ 223</u>	<u>\$ 147</u>
RECONCILIATION OF OPERATING INCOME (LOSS) TO NET CASH PROVIDED (USED) BY OPERATING ACTIVITIES:		
OPERATING INCOME (LOSS)	\$ <u>(2)</u>	\$ <u>(13)</u>
ADJUSTMENTS TO RECONCILE OPERATING INCOME (LOSS) TO NET CASH PROVIDED BY OPERATING ACTIVITIES:		
DEPRECIATION	1	
PROVISION FOR UNCOLLECTIBLE ACCOUNTS		
OTHER		
(INCREASE)DECREASE IN ACCOUNTS RECEIVABLE	19	4
(INCREASE)DECREASE IN PREPAYMENTS		
(INCREASE)DECREASE IN INVENTORIES		
(INCREASE)DECREASE IN OTHER ASSETS		
INCREASE(DECREASE) IN ACCOUNTS PAYABLE	3	(3)
INCREASE(DECREASE) IN ACCRUED PAYROLL AND RELATED		6
INCREASE(DECREASE) IN COMPENSATED ABSENCES PAYABLE	2	
INCREASE(DECREASE) IN DUE TO OTHER FUNDS		
INCREASE(DECREASE) IN DEFERRED REVENUES		
INCREASE(DECREASE) IN OTHER LIABILITIES		
	<u>23</u>	<u>(6)</u>
NET CASH PROVIDED BY OPERATING ACTIVITIES		

LOUISIANA BOARD OF PHARMACY	CATFISH PROMOTION AND RESEARCH BOARD	LOUISIANA CEMETERY BOARD	LOUISIANA CRAWFISH PROMOTION AND RESEARCH PROGRAM	LOUISIANA LICENSED PROFESSIONAL COUNSELORS BOARD OF EXAMINERS
\$ 1,295 (710) (653)	\$	\$ 191 (57) (120)	\$	\$ 235 (100) (88)
<u>(68)</u>	<u>-</u>	<u>14</u>	<u>-</u>	<u>47</u>
<u>-</u>	<u>-</u>	<u>-</u>	<u>-</u>	<u>-</u>
<u>(16)</u>	<u>1</u>	<u>-</u>	<u>1</u>	<u>-</u>
<u>(16)</u>	<u>1</u>	<u>-</u>	<u>1</u>	<u>-</u>
<u>98</u> <u>1</u>	<u>-</u>	<u>2</u>	<u>-</u>	<u>2</u>
<u>99</u>	<u>-</u>	<u>2</u>	<u>-</u>	<u>2</u>
<u>15</u>	<u>1</u>	<u>16</u>	<u>1</u>	<u>49</u>
<u>144</u>	<u>193</u>	<u>140</u>	<u>74</u>	<u>311</u>
<u>\$ 159</u>	<u>\$ 194</u>	<u>\$ 156</u>	<u>\$ 75</u>	<u>\$ 360</u>
<u>\$ (90)</u>	<u>\$</u>	<u>\$ 9</u>	<u>\$</u>	<u>\$ 57</u>
<u>19</u> <u>(10)</u>	<u>-</u>	<u>2</u>	<u>-</u>	<u>2</u> <u>(17)</u>
<u>(8)</u> <u>3</u> <u>18</u>	<u>-</u>	<u>3</u>	<u>-</u>	<u>1</u> <u>4</u>
<u>\$ (68)</u>	<u>\$ -</u>	<u>\$ 14</u>	<u>\$ -</u>	<u>\$ 47</u>

**STATE OF LOUISIANA  
STATEMENT OF CASH FLOWS  
BOARDS AND COMMISSIONS  
FOR THE YEAR ENDED JUNE 30, 2004**

**LOUISIANA  
LICENSED  
PROFESSIONAL  
VOCATIONAL  
REHABILITATION  
COUNSELORS BOARD**

**LOUISIANA  
PROFESSIONAL  
ENGINEERING AND  
LAND SURVEYING  
BOARD**

CASH FLOWS FROM OPERATING ACTIVITIES:			
CASH RECEIVED FROM CUSTOMERS	\$	26	942
CASH PAYMENTS TO SUPPLIERS FOR GOODS AND SERVICES		(13)	(508)
CASH PAYMENTS TO EMPLOYEES FOR SERVICES		(14)	(652)
INTERNAL ACTIVITY-PAYMENTS TO OTHER FUNDS			
OTHER OPERATING REVENUES (EXPENSES)			
		<u>          </u>	<u>          </u>
NET CASH PROVIDED (USED) BY OPERATING ACTIVITIES		<u>(1)</u>	<u>(218)</u>
CASH FLOWS FROM NONCAPITAL FINANCING ACTIVITIES:			
STATE APPROPRIATIONS			
OTHER			33
		<u>          </u>	<u>          </u>
NET CASH PROVIDED (USED) BY NONCAPITAL FINANCING ACTIVITIES		<u>-</u>	<u>33</u>
CASH FLOWS FROM CAPITAL AND RELATED FINANCING ACTIVITIES:			
ACQUISITION/CONSTRUCTION OF CAPITAL ASSETS			
OTHER			
		<u>          </u>	<u>          </u>
NET CASH (PROVIDED) USED FOR CAPITAL AND RELATED FINANCING ACTIVITIES		<u>-</u>	<u>-</u>
CASH FLOWS FROM INVESTING ACTIVITIES:			
PURCHASES OF INVESTMENT SECURITIES			
PROCEEDS FROM SALE OF INVESTMENT SECURITIES			
INTEREST AND DIVIDENDS EARNED ON INVESTMENT SECURITIES			8
		<u>          </u>	<u>          </u>
NET CASH PROVIDED (USED) BY INVESTING ACTIVITIES		<u>-</u>	<u>8</u>
NET INCREASE/DECREASE IN CASH AND CASH EQUIVALENTS		(1)	(177)
CASH AND CASH EQUIVALENTS AT BEGINNING OF YEAR		8	684
CASH AND CASH EQUIVALENTS AT END OF YEAR	\$	<u>7</u>	<u>\$ 507</u>
RECONCILIATION OF OPERATING INCOME (LOSS) TO NET CASH PROVIDED (USED) BY OPERATING ACTIVITIES:			
OPERATING INCOME (LOSS)	\$	<u>-</u>	<u>(221)</u>
ADJUSTMENTS TO RECONCILE OPERATING INCOME (LOSS) TO NET CASH PROVIDED BY OPERATING ACTIVITIES:			
DEPRECIATION			6
PROVISION FOR UNCOLLECTIBLE ACCOUNTS			
OTHER			
(INCREASE)DECREASE IN ACCOUNTS RECEIVABLE			
(INCREASE)DECREASE IN PREPAYMENTS			
(INCREASE)DECREASE IN INVENTORIES			
(INCREASE)DECREASE IN OTHER ASSETS			3
INCREASE(DECREASE) IN ACCOUNTS PAYABLE		(1)	1
INCREASE(DECREASE) IN ACCRUED PAYROLL AND RELATED			5
INCREASE(DECREASE) IN COMPENSATED ABSENCES PAYABLE			(12)
INCREASE(DECREASE) IN DUE TO OTHER FUNDS			
INCREASE(DECREASE) IN DEFERRED REVENUES			
INCREASE(DECREASE) IN OTHER LIABILITIES			
		<u>          </u>	<u>          </u>
NET CASH PROVIDED BY OPERATING ACTIVITIES	\$	<u>(1)</u>	<u>(218)</u>

LOUISIANA REAL ESTATE APPRAISERS STATE BOARD OF CERTIFICATION	LOUISIANA REAL ESTATE COMMISSION	LOUISIANA RICE PROMOTION BOARD	LOUISIANA RICE RESEARCH BOARD	LOUISIANA SOYBEAN AND GRAIN RESEARCH AND PROMOTION BOARD
\$ 222 (125) (99)	\$ 1,749 (785) (1,034)	\$ 726	\$ 1,506 (7) (1,459) 7	\$ 1,187 (1,427)
<u>(2)</u>	<u>(70)</u>	<u>-</u>	<u>47</u>	<u>(240)</u>
<u>42</u>	<u>10</u>		<u>54</u>	
<u>42</u>	<u>10</u>	<u>-</u>	<u>54</u>	<u>-</u>
	<u>(142)</u>			
<u>-</u>	<u>(142)</u>	<u>-</u>	<u>-</u>	<u>-</u>
	<u>(1)</u>			
<u>1</u>	<u>27</u>			<u>15</u>
<u>1</u>	<u>26</u>	<u>-</u>	<u>-</u>	<u>15</u>
<u>41</u>	<u>(176)</u>	<u>-</u>	<u>101</u>	<u>(225)</u>
<u>74</u>	<u>2,704</u>	<u>41</u>	<u>1,535</u>	<u>1,472</u>
<u>\$ 115</u>	<u>\$ 2,528</u>	<u>\$ 41</u>	<u>\$ 1,636</u>	<u>\$ 1,247</u>
<u>\$ (12)</u>	<u>\$ (93)</u>	<u>\$ 3</u>	<u>\$ 1,506</u>	<u>\$ 40</u>
	<u>21</u>			
		<u>(32)</u>		<u>(10)</u>
<u>4</u>	<u>(5)</u> <u>9</u>	<u>29</u>		<u>(270)</u>
<u>1</u> <u>5</u>	<u>(8)</u>		<u>(1,459)</u>	
	<u>6</u>			
<u>\$ (2)</u>	<u>\$ (70)</u>	<u>\$ -</u>	<u>\$ 47</u>	<u>\$ (240)</u>

**STATE OF LOUISIANA  
STATEMENT OF CASH FLOWS  
BOARDS AND COMMISSIONS  
FOR THE YEAR ENDED JUNE 30, 2004**

**LOUISIANA  
STATE BOARD  
OF CERTIFICATION  
OF SUBSTANCE  
ABUSE  
COUNSELORS**

**LOUISIANA  
STATE  
BOARD OF  
DENTISTRY**

CASH FLOWS FROM OPERATING ACTIVITIES:		
CASH RECEIVED FROM CUSTOMERS	\$	\$ 967
CASH PAYMENTS TO SUPPLIERS FOR GOODS AND SERVICES		(461)
CASH PAYMENTS TO EMPLOYEES FOR SERVICES		(380)
INTERNAL ACTIVITY-PAYMENTS TO OTHER FUNDS		
OTHER OPERATING REVENUES (EXPENSES)		6
		<u>6</u>
NET CASH PROVIDED (USED) BY OPERATING ACTIVITIES	-	<u>132</u>
CASH FLOWS FROM NONCAPITAL FINANCING ACTIVITIES:		
STATE APPROPRIATIONS		
OTHER		
		<u></u>
NET CASH PROVIDED (USED) BY NONCAPITAL FINANCING ACTIVITIES	-	<u>-</u>
CASH FLOWS FROM CAPITAL AND RELATED FINANCING ACTIVITIES:		
ACQUISITION/CONSTRUCTION OF CAPITAL ASSETS		(2)
OTHER	(55)	
		<u>(2)</u>
NET CASH (PROVIDED) USED FOR CAPITAL AND RELATED FINANCING ACTIVITIES	(55)	<u>(2)</u>
CASH FLOWS FROM INVESTING ACTIVITIES:		
PURCHASES OF INVESTMENT SECURITIES		
PROCEEDS FROM SALE OF INVESTMENT SECURITIES		
INTEREST AND DIVIDENDS EARNED ON INVESTMENT SECURITIES		
		<u></u>
NET CASH PROVIDED (USED) BY INVESTING ACTIVITIES	-	<u>-</u>
NET INCREASE/DECREASE IN CASH AND CASH EQUIVALENTS	(55)	130
CASH AND CASH EQUIVALENTS AT BEGINNING OF YEAR	62	<u>507</u>
CASH AND CASH EQUIVALENTS AT END OF YEAR	\$ <u>7</u>	\$ <u>637</u>
RECONCILIATION OF OPERATING INCOME (LOSS) TO NET CASH PROVIDED (USED) BY OPERATING ACTIVITIES:		
OPERATING INCOME (LOSS)	\$	\$ 128
ADJUSTMENTS TO RECONCILE OPERATING INCOME (LOSS) TO NET CASH PROVIDED BY OPERATING ACTIVITIES:		
DEPRECIATION		5
PROVISION FOR UNCOLLECTIBLE ACCOUNTS		
OTHER		
(INCREASE)DECREASE IN ACCOUNTS RECEIVABLE		
(INCREASE)DECREASE IN PREPAYMENTS		(1)
(INCREASE)DECREASE IN INVENTORIES		
(INCREASE)DECREASE IN OTHER ASSETS		
INCREASE(DECREASE) IN ACCOUNTS PAYABLE		1
INCREASE(DECREASE) IN ACCRUED PAYROLL AND RELATED		
INCREASE(DECREASE) IN COMPENSATED ABSENCES PAYABLE		(1)
INCREASE(DECREASE) IN DUE TO OTHER FUNDS		
INCREASE(DECREASE) IN DEFERRED REVENUES		
INCREASE(DECREASE) IN OTHER LIABILITIES		
		<u></u>
NET CASH PROVIDED BY OPERATING ACTIVITIES	\$	\$ <u>132</u>

LOUISIANA STATE BOARD OF ELECTROLYSIS EXAMINERS	LOUISIANA STATE BOARD OF EMBALMERS AND FUNERAL DIRECTORS	LOUISIANA STATE BOARD OF EXAMINERS FOR SANITARIANS	LOUISIANA STATE BOARD OF HEARING AID DEALERS	LOUISIANA STATE BOARD OF INTERIOR DESIGNERS
\$ 19	\$ 302	\$ 17	\$ 15	\$ 61
(17)	(147)		(18)	(48)
(1)	(171)		(9)	(18)
(5)		(12)		
(4)	(16)	5	(12)	(5)
	3			
-	3	-	-	-
-	-	-	-	-
	2			2
-	2	-	-	2
(4)	(11)	5	(12)	(3)
10	341	27	17	60
\$ <u>6</u>	\$ <u>330</u>	\$ <u>32</u>	\$ <u>5</u>	\$ <u>57</u>
\$ <u>2</u>	\$ <u>(14)</u>	\$ <u>6</u>	\$ <u>(13)</u>	\$ <u>(6)</u>
1	1		1	
2		(1)		1
(5)				
(6)	(4)			
	1			
1				
1				
\$ <u>(4)</u>	\$ <u>(16)</u>	\$ <u>5</u>	\$ <u>(12)</u>	\$ <u>(5)</u>

**STATE OF LOUISIANA  
STATEMENT OF CASH FLOWS  
BOARDS AND COMMISSIONS  
FOR THE YEAR ENDED JUNE 30, 2004**

	<b>LOUISIANA STATE BOARD OF MEDICAL EXAMINERS</b>	<b>LOUISIANA STATE BOARD OF NURSING</b>
<b>CASH FLOWS FROM OPERATING ACTIVITIES:</b>		
CASH RECEIVED FROM CUSTOMERS	\$ 3,784	\$ 2,716
CASH PAYMENTS TO SUPPLIERS FOR GOODS AND SERVICES	(2,523)	(1,896)
CASH PAYMENTS TO EMPLOYEES FOR SERVICES	(2,181)	(970)
INTERNAL ACTIVITY-PAYMENTS TO OTHER FUNDS		
OTHER OPERATING REVENUES (EXPENSES)		
	<u>          </u>	<u>          </u>
NET CASH PROVIDED (USED) BY OPERATING ACTIVITIES	<u>(920)</u>	<u>(150)</u>
<b>CASH FLOWS FROM NONCAPITAL FINANCING ACTIVITIES:</b>		
STATE APPROPRIATIONS		
OTHER		29
	<u>          </u>	<u>          </u>
NET CASH PROVIDED (USED) BY NONCAPITAL FINANCING ACTIVITIES	<u>-</u>	<u>29</u>
<b>CASH FLOWS FROM CAPITAL AND RELATED FINANCING ACTIVITIES:</b>		
ACQUISITION/CONSTRUCTION OF CAPITAL ASSETS	(138)	(10)
OTHER		
	<u>          </u>	<u>          </u>
NET CASH (PROVIDED) USED FOR CAPITAL AND RELATED FINANCING ACTIVITIES	<u>(138)</u>	<u>(10)</u>
<b>CASH FLOWS FROM INVESTING ACTIVITIES:</b>		
PURCHASES OF INVESTMENT SECURITIES		
PROCEEDS FROM SALE OF INVESTMENT SECURITIES		
INTEREST AND DIVIDENDS EARNED ON INVESTMENT SECURITIES	26	
	<u>          </u>	<u>          </u>
NET CASH PROVIDED (USED) BY INVESTING ACTIVITIES	<u>26</u>	<u>-</u>
NET INCREASE/DECREASE IN CASH AND CASH EQUIVALENTS	(1,032)	(131)
CASH AND CASH EQUIVALENTS AT BEGINNING OF YEAR	<u>4,046</u>	<u>3,138</u>
CASH AND CASH EQUIVALENTS AT END OF YEAR	<u>\$ 3,014</u>	<u>\$ 3,007</u>
<b>RECONCILIATION OF OPERATING INCOME (LOSS) TO NET CASH PROVIDED (USED) BY OPERATING ACTIVITIES:</b>		
OPERATING INCOME (LOSS)	<u>\$ (1,113)</u>	<u>\$ (190)</u>
<b>ADJUSTMENTS TO RECONCILE OPERATING INCOME (LOSS) TO NET CASH PROVIDED BY OPERATING ACTIVITIES:</b>		
DEPRECIATION	99	14
PROVISION FOR UNCOLLECTIBLE ACCOUNTS	26	
OTHER		
(INCREASE)DECREASE IN ACCOUNTS RECEIVABLE	(50)	11
(INCREASE)DECREASE IN PREPAYMENTS		(16)
(INCREASE)DECREASE IN INVENTORIES		
(INCREASE)DECREASE IN OTHER ASSETS	5	
INCREASE(DECREASE) IN ACCOUNTS PAYABLE		(19)
INCREASE(DECREASE) IN ACCRUED PAYROLL AND RELATED	88	21
INCREASE(DECREASE) IN COMPENSATED ABSENCES PAYABLE	12	29
INCREASE(DECREASE) IN DUE TO OTHER FUNDS		
INCREASE(DECREASE) IN DEFERRED REVENUES	13	
INCREASE(DECREASE) IN OTHER LIABILITIES		
	<u>          </u>	<u>          </u>
NET CASH PROVIDED BY OPERATING ACTIVITIES	<u>\$ (920)</u>	<u>\$ (150)</u>

LOUISIANA STATE BOARD OF OPTOMETRY EXAMINERS	LOUISIANA STATE BOARD OF PHYSICAL THERAPY EXAMINERS	LOUISIANA STATE BOARD OF PRACTICAL NURSE EXAMINERS	LOUISIANA STATE BOARD OF SOCIAL WORKERS EXAMINERS	LOUISIANA STATE BOARD OF WHOLESALE DRUG DISTRIBUTORS	LOUISIANA STATE POLYGRAPH BOARD
\$ 112	\$ 406	\$ 955	\$ 458	\$ 233	\$ 6
(82)	(216)	(263)	(256)	(61)	
(5)	(117)	(477)	(128)	(166)	
		(117)	8		(4)
25	73	98	82	6	2
-	-	-	-	-	-
	(7)	(12)		(6)	
		(12)			
-	(7)	(24)	-	(6)	-
7	7	13		3	
7	7	13	-	3	-
32	73	87	82	3	2
447	525	1,157	577	326	8
\$ 479	\$ 598	\$ 1,244	\$ 659	\$ 329	\$ 10
\$ 31	\$ 62	\$ 63	\$ 88	\$ 3	\$ 2
1	6	8		3	
		3	(9)		
(4)					
	1	4			
	3	9	(1)		
		6		2	
		5	4	(2)	
(3)	1				
\$ 25	\$ 73	\$ 98	\$ 82	\$ 6	\$ 2



**STATE OF LOUISIANA  
STATEMENT OF CASH FLOWS  
BOARDS AND COMMISSIONS  
FOR THE YEAR ENDED JUNE 30, 2004**

	<b>LOUISIANA STATE RADIO AND TV TECHNICIANS BOARD</b>	<b>LOUISIANA STRAWBERRY MARKETING BOARD</b>
<b>CASH FLOWS FROM OPERATING ACTIVITIES:</b>		
CASH RECEIVED FROM CUSTOMERS	\$ 53	\$ 24
CASH PAYMENTS TO SUPPLIERS FOR GOODS AND SERVICES	(15)	(29)
CASH PAYMENTS TO EMPLOYEES FOR SERVICES	(57)	
INTERNAL ACTIVITY-PAYMENTS TO OTHER FUNDS		
OTHER OPERATING REVENUES (EXPENSES)		
	<hr/>	<hr/>
NET CASH PROVIDED (USED) BY OPERATING ACTIVITIES	(19)	(5)
<b>CASH FLOWS FROM NONCAPITAL FINANCING ACTIVITIES:</b>		
STATE APPROPRIATIONS		
OTHER		
	<hr/>	<hr/>
NET CASH PROVIDED (USED) BY NONCAPITAL FINANCING ACTIVITIES	-	-
<b>CASH FLOWS FROM CAPITAL AND RELATED FINANCING ACTIVITIES:</b>		
ACQUISITION/CONSTRUCTION OF CAPITAL ASSETS		
OTHER		
	<hr/>	<hr/>
NET CASH (PROVIDED) USED FOR CAPITAL AND RELATED FINANCING ACTIVITIES	-	-
<b>CASH FLOWS FROM INVESTING ACTIVITIES:</b>		
PURCHASES OF INVESTMENT SECURITIES		
PROCEEDS FROM SALE OF INVESTMENT SECURITIES		
INTEREST AND DIVIDENDS EARNED ON INVESTMENT SECURITIES		
	<hr/>	<hr/>
NET CASH PROVIDED (USED) BY INVESTING ACTIVITIES	-	-
NET INCREASE/DECREASE IN CASH AND CASH EQUIVALENTS	(19)	(5)
CASH AND CASH EQUIVALENTS AT BEGINNING OF YEAR	28	26
CASH AND CASH EQUIVALENTS AT END OF YEAR	\$ <u>9</u>	\$ <u>21</u>
<b>RECONCILIATION OF OPERATING INCOME(LOSS) TO NET CASH PROVIDED (USED) BY OPERATING ACTIVITIES:</b>		
OPERATING INCOME (LOSS)	\$ (19)	\$ (1)
<b>ADJUSTMENTS TO RECONCILE OPERATING INCOME (LOSS) TO NET CASH PROVIDED BY OPERATING ACTIVITIES:</b>		
DEPRECIATION		
PROVISION FOR UNCOLLECTIBLE ACCOUNTS		
OTHER		
(INCREASE)DECREASE IN ACCOUNTS RECEIVABLE		(4)
(INCREASE)DECREASE IN PREPAYMENTS		
(INCREASE)DECREASE IN INVENTORIES		
(INCREASE)DECREASE IN OTHER ASSETS		
INCREASE(DECREASE) IN ACCOUNTS PAYABLE		
INCREASE(DECREASE) IN ACCRUED PAYROLL AND RELATED		
INCREASE(DECREASE) IN COMPENSATED ABSENCES PAYABLE		
INCREASE(DECREASE) IN DUE TO OTHER FUNDS		
INCREASE(DECREASE) IN DEFERRED REVENUES		
INCREASE(DECREASE) IN OTHER LIABILITIES		
	<hr/>	<hr/>
NET CASH PROVIDED BY OPERATING ACTIVITIES	\$ (19)	\$ (5)

LOUISIANA SWEET POTATO ADVERTISING AND DEVELOPMENT	LOUISIANA TAX FREE SHOPPING COMMISSION	MANCHAC PARKWAY COMMISSION	OFFICE OF THE CUSTODIAN OF NOTORIAL RECORDS OF ORLEANS PARISH	RADIOLOGIC TECHNOLOGY BOARD OF EXAMINERS
\$ 239 (245)	\$ 553 (100) (300)	\$	\$ 2,223 (508) (942)	\$ 136 (58) (97)
	1			
(6)	154	-	773	(19)
	75 (251)			
-	(176)	-	-	-
	(2)		(79) (28)	
-	(2)	-	(107)	-
3			10	
3	-	-	10	-
(3)	(24)	-	676	(19)
210	92	-	1,449	465
\$ <u>207</u>	\$ <u>68</u>	\$ <u>-</u>	\$ <u>2,125</u>	\$ <u>446</u>
\$ 1	\$ 77	\$	\$ 722	\$ (23)
			33	
(3)	16		11	4
	(3)			
(4)	17		(8) 11 5	
	6		(1)	
	41			
\$ <u>(6)</u>	\$ <u>154</u>	\$ <u>-</u>	\$ <u>773</u>	\$ <u>(19)</u>

**STATE OF LOUISIANA  
STATEMENT OF CASH FLOWS  
BOARDS AND COMMISSIONS  
FOR THE YEAR ENDED JUNE 30, 2004**

	<b>STATE BOARD OF CERTIFIED PUBLIC ACCOUNTANTS OF LOUISIANA</b>	<b>STATE BOARD OF EXAMINERS OF PSYCHOLOGISTS</b>
<b>CASH FLOWS FROM OPERATING ACTIVITIES:</b>		
CASH RECEIVED FROM CUSTOMERS	\$ 7	\$ 155
CASH PAYMENTS TO SUPPLIERS FOR GOODS AND SERVICES	(231)	(45)
CASH PAYMENTS TO EMPLOYEES FOR SERVICES	(449)	(79)
INTERNAL ACTIVITY-PAYMENTS TO OTHER FUNDS		
OTHER OPERATING REVENUES (EXPENSES)	<u>603</u>	
NET CASH PROVIDED (USED) BY OPERATING ACTIVITIES	<u>(70)</u>	<u>31</u>
<b>CASH FLOWS FROM NONCAPITAL FINANCING ACTIVITIES:</b>		
STATE APPROPRIATIONS		
OTHER		
NET CASH PROVIDED (USED) BY NONCAPITAL FINANCING ACTIVITIES	<u>-</u>	<u>-</u>
<b>CASH FLOWS FROM CAPITAL AND RELATED FINANCING ACTIVITIES:</b>		
ACQUISITION/CONSTRUCTION OF CAPITAL ASSETS		
OTHER		
NET CASH (PROVIDED) USED FOR CAPITAL AND RELATED FINANCING ACTIVITIES	<u>-</u>	<u>-</u>
<b>CASH FLOWS FROM INVESTING ACTIVITIES:</b>		
PURCHASES OF INVESTMENT SECURITIES		
PROCEEDS FROM SALE OF INVESTMENT SECURITIES		
INTEREST AND DIVIDENDS EARNED ON INVESTMENT SECURITIES	<u>5</u>	<u>1</u>
NET CASH PROVIDED (USED) BY INVESTING ACTIVITIES	<u>5</u>	<u>1</u>
NET INCREASE/DECREASE IN CASH AND CASH EQUIVALENTS	(65)	32
CASH AND CASH EQUIVALENTS AT BEGINNING OF YEAR	<u>780</u>	<u>154</u>
CASH AND CASH EQUIVALENTS AT END OF YEAR	<u>\$ 715</u>	<u>\$ 186</u>
<b>RECONCILIATION OF OPERATING INCOME (LOSS) TO NET CASH PROVIDED (USED) BY OPERATING ACTIVITIES:</b>		
OPERATING INCOME (LOSS)	\$ <u>(60)</u>	\$ <u>19</u>
<b>ADJUSTMENTS TO RECONCILE OPERATING INCOME (LOSS) TO NET CASH PROVIDED BY OPERATING ACTIVITIES:</b>		
DEPRECIATION	1	1
PROVISION FOR UNCOLLECTIBLE ACCOUNTS		
OTHER		
(INCREASE)DECREASE IN ACCOUNTS RECEIVABLE	10	
(INCREASE)DECREASE IN PREPAYMENTS		
(INCREASE)DECREASE IN INVENTORIES		
(INCREASE)DECREASE IN OTHER ASSETS		
INCREASE(DECREASE) IN ACCOUNTS PAYABLE	(6)	4
INCREASE(DECREASE) IN ACCRUED PAYROLL AND RELATED	(17)	
INCREASE(DECREASE) IN COMPENSATED ABSENCES PAYABLE	5	1
INCREASE(DECREASE) IN DUE TO OTHER FUNDS		
INCREASE(DECREASE) IN DEFERRED REVENUES	(2)	6
INCREASE(DECREASE) IN OTHER LIABILITIES	<u>(1)</u>	
NET CASH PROVIDED BY OPERATING ACTIVITIES	<u>\$ (70)</u>	<u>\$ 31</u>

STATE BOARD OF VETERINARY MEDICAL EXAMINERS	STATE BOXING AND WRESTLING COMMISSION	WATCHMAKERS BOARD FUND	TOTALS JUNE 30, 2004
\$ 249	\$	\$	\$ 24,314
(197)			(12,802)
(45)			(10,135)
			(1,459)
			(235)
<u>7</u>	<u>-</u>	<u>-</u>	<u>(317)</u>
			75
			(62)
<u>-</u>	<u>-</u>	<u>-</u>	<u>13</u>
			(414)
	(7)		(100)
<u>-</u>	<u>(7)</u>	<u>-</u>	<u>(514)</u>
			(1)
			98
<u>1</u>	<u></u>	<u></u>	<u>152</u>
<u>1</u>	<u>-</u>	<u>-</u>	<u>249</u>
<u>8</u>	<u>(7)</u>	<u>-</u>	<u>(569)</u>
<u>238</u>	<u>10</u>	<u>1</u>	<u>24,013</u>
<u>\$ 246</u>	<u>\$ 3</u>	<u>\$ 1</u>	<u>\$ 23,444</u>
<u>\$ 6</u>	<u>\$</u>	<u>\$</u>	<u>\$ 889</u>
			226
			26
			(5)
			(1)
			(15)
			(3)
			3
(4)			(256)
			127
1			72
			(1,454)
4			25
			49
<u>\$ 7</u>	<u>\$ -</u>	<u>\$ -</u>	<u>\$ (317)</u>

DISCRETE-BOARDS AND COMMISSIONS  
STATE OF LOUISIANA  
COMBINING STATEMENT OF NET ASSETS  
JUNE 30, 2004

	NATCHITOCHE HISTORICAL DISTRICT DEVELOPMENT COMMISSION	STATE PLUMBING BOARD OF LOUISIANA	LOUISIANA BEEF INDUSTRY COUNCIL	LOUISIANA MOTOR VEHICLE COMMISSION	LOUISIANA STATE BOARD OF PRIVATE SECURITY EXAMINERS
<b>ASSETS</b>					
CURRENT ASSETS:					
CASH AND CASH EQUIVALENTS	\$ 41	\$ 300	\$ 387	\$ 1,052	\$ 199
RECEIVABLES (NET)	45	12	62	--	--
PREPAYMENTS	--	3	--	--	--
OTHER CURRENT ASSETS	--	--	2	--	--
TOTAL CURRENT ASSETS	<u>86</u>	<u>315</u>	<u>451</u>	<u>1,052</u>	<u>199</u>
NONCURRENT ASSETS:					
RESTRICTED ASSETS					
INVESTMENTS	--	--	--	--	--
CAPITAL ASSETS (NET OF ACCUMULATED DEPRECIATION)					
LAND	--	--	--	97	90
BUILDINGS AND IMPROVEMENTS	--	--	--	319	321
MACHINERY AND EQUIPMENT	--	13	--	72	7
TOTAL NONCURRENT ASSETS	<u>--</u>	<u>13</u>	<u>--</u>	<u>488</u>	<u>418</u>
TOTAL ASSETS	<u>\$ 86</u>	<u>\$ 328</u>	<u>\$ 451</u>	<u>\$ 1,540</u>	<u>\$ 617</u>
<b>LIABILITIES</b>					
CURRENT LIABILITIES:					
ACCOUNTS PAYABLE AND ACCRUALS	\$ 3	\$ 23	\$ 48	\$ 73	\$ 38
DEFERRED REVENUES	--	12	--	--	--
COMPENSATED ABSENCES PAYABLE	--	--	--	13	--
NOTES PAYABLE	--	--	--	--	18
TOTAL CURRENT LIABILITIES	<u>3</u>	<u>35</u>	<u>48</u>	<u>86</u>	<u>56</u>
NONCURRENT LIABILITIES:					
COMPENSATED ABSENCES PAYABLE	--	21	--	43	24
NOTES PAYABLE	--	--	--	--	172
TOTAL NONCURRENT LIABILITIES	<u>--</u>	<u>21</u>	<u>--</u>	<u>43</u>	<u>196</u>
TOTAL LIABILITIES	<u>3</u>	<u>56</u>	<u>48</u>	<u>129</u>	<u>252</u>
<b>NET ASSETS</b>					
INVESTED IN CAPITAL ASSETS, NET OF RELATED DEBT	--	13	--	488	228
UNRESTRICTED	<u>83</u>	<u>259</u>	<u>403</u>	<u>923</u>	<u>137</u>
TOTAL NET ASSETS	<u>83</u>	<u>272</u>	<u>403</u>	<u>1,411</u>	<u>365</u>
TOTAL LIABILITIES AND NET ASSETS	<u>\$ 86</u>	<u>\$ 328</u>	<u>\$ 451</u>	<u>\$ 1,540</u>	<u>\$ 617</u>


LOUISIANA USED VEHICLE AND PARTS COMMISSION	LOUISIANA EGG COMMISSION	LOUISIANA STATE BOARD OF PRIVATE INVESTIGATOR EXAMINERS	RELAY ADMINISTRATION BOARD *	COUNCIL FOR CONSERVATION AND REINVESTMENT OF OUTER CONTINENTAL SHELF REVENUES	TOTAL
\$ 1,518	\$ 84	\$ 192	\$ 1,400	\$ --	\$ 5,173
24	5	4	149	--	301
--	--	1	--	--	4
--	--	2	--	--	4
<u>1,542</u>	<u>89</u>	<u>199</u>	<u>1,549</u>	<u>--</u>	<u>5,482</u>
--	--	--	25,472	--	25,472
64	--	--	--	--	251
131	--	--	--	--	771
71	--	7	--	--	170
<u>266</u>	<u>--</u>	<u>7</u>	<u>25,472</u>	<u>--</u>	<u>26,664</u>
<u>\$ 1,808</u>	<u>\$ 89</u>	<u>\$ 206</u>	<u>\$ 27,021</u>	<u>\$ --</u>	<u>\$ 32,146</u>
\$ 68	\$ --	\$ 12	\$ 224	\$ --	\$ 489
--	--	5	--	--	17
--	--	--	--	--	13
--	--	--	--	--	18
<u>68</u>	<u>--</u>	<u>17</u>	<u>224</u>	<u>--</u>	<u>537</u>
78	--	12	--	--	178
--	--	--	--	--	172
<u>78</u>	<u>--</u>	<u>12</u>	<u>--</u>	<u>--</u>	<u>350</u>
<u>146</u>	<u>--</u>	<u>29</u>	<u>224</u>	<u>--</u>	<u>887</u>
266	--	7	--	--	1,002
<u>1,396</u>	<u>89</u>	<u>170</u>	<u>26,797</u>	<u>--</u>	<u>30,257</u>
<u>1,662</u>	<u>89</u>	<u>177</u>	<u>26,797</u>	<u>--</u>	<u>31,259</u>
<u>\$ 1,808</u>	<u>\$ 89</u>	<u>\$ 206</u>	<u>\$ 27,021</u>	<u>\$ --</u>	<u>\$ 32,146</u>

**STATE OF LOUISIANA  
COMBINING STATEMENT OF ACTIVITIES  
DISCRETE-BOARDS AND COMMISSIONS  
FOR THE YEAR ENDED JUNE 30, 2004**

(expressed in thousands)

	PROGRAM REVENUES				NET (EXPENSE) REVENUE
	EXPENSES	CHARGES FOR SERVICES	OPERATING GRANTS AND CONTRIBUTIONS	CAPITAL GRANTS AND CONTRIBUTIONS	
NATCHITOCHE HISTORICAL DISTRICT DEVELOPMENT COMMISSION	\$ 230	\$ 1	\$ --	\$ --	\$ (229)
STATE PLUMBING BOARD OF LOUISIANA	684	606	--	--	(78)
LOUISIANA BEEF INDUSTRY COUNCIL	389	454	--	--	65
LOUISIANA MOTOR VEHICLE COMMISSION	1,335	1,410	--	--	75
LOUISIANA STATE BOARD OF PRIVATE SECURITY EXAMINERS	522	527	--	--	5
LOUISIANA USED VEHICLE AND PARTS COMMISSION	1,374	1,162	--	--	(212)
LOUISIANA EGG COMMISSION	57	82	--	--	25
LOUISIANA STATE BOARD OF PRIVATE INVESTIGATOR EXAMINERS	294	252	--	--	(42)
RELAY ADMINISTRATION BOARD *	2,603	22	--	--	(2,581)
COUNCIL FOR CONSERVATION AND REINVESTMENT OF OUTER CONTINENTAL SHELF REVENUES	--	--	--	--	--
<b>TOTAL BOARDS AND COMMISSIONS</b>	<b>\$ 7,488</b>	<b>\$ 4,516</b>	<b>\$ --</b>	<b>\$ --</b>	<b>\$ (2,972)</b>

	GENERAL REVENUES			NET ASSETS BEGINNING OF YEAR	NET ASSETS END OF YEAR
	PAYMENTS FROM PRIMARY GOVERNMENT	OTHER GENERAL REVENUES	CHANGE IN NET ASSETS		
NATCHITOCHE HISTORICAL DISTRICT DEVELOPMENT COMMISSION	\$ 225	\$ --	\$ (4)	\$ 87	\$ 83
STATE PLUMBING BOARD OF LOUISIANA	--	4	(74)	346	272
LOUISIANA BEEF INDUSTRY COUNCIL	--	2	67	336	403
LOUISIANA MOTOR VEHICLE COMMISSION	--	10	85	1,326	1,411
LOUISIANA STATE BOARD OF PRIVATE SECURITY EXAMINERS	--	11	16	349	365
LOUISIANA USED VEHICLE AND PARTS COMMISSION	--	34	(178)	1,840	1,662
LOUISIANA EGG COMMISSION	--	--	25	64	89
LOUISIANA STATE BOARD OF PRIVATE INVESTIGATOR EXAMINERS	--	8	(34)	211	177
RELAY ADMINISTRATION BOARD *	--	1,306	(1,275)	28,072	26,797
COUNCIL FOR CONSERVATION AND REINVESTMENT OF OUTER CONTINENTAL SHELF REVENUES	--	--	--	--	--
<b>TOTAL BOARDS AND COMMISSIONS</b>	<b>\$ 225</b>	<b>\$ 1,375</b>	<b>\$ (1,372)</b>	<b>\$ 32,631</b>	<b>\$ 31,259</b>





LEVEE DISTRICTS - COMPONENT UNITS  
STATE OF LOUISIANA  
COMBINING STATEMENT OF NET ASSETS  
JUNE 30, 2004

	AMITE BASIN DISTRICT	ATCHAFALAYA BASIN LEVEE DISTRICT	BAYOU D'ARBONNE LAKE WATERSHED DISTRICT
<u>ASSETS</u>			
CURRENT ASSETS:			
CASH AND CASH EQUIVALENTS	\$ 212	\$ 6,034	\$ 171
INVESTMENTS		1,887	--
RECEIVABLES (NET)		27	5
INVENTORIES (AT COST)			
PREPAYMENTS			
NOTES RECEIVABLE			
OTHER CURRENT ASSETS			
TOTAL CURRENT ASSETS	<u>212</u>	<u>7,948</u>	<u>176</u>
NONCURRENT ASSETS:			
RESTRICTED ASSETS			
CASH	1,665		
CAPITAL ASSETS (NET OF ACCUMULATED DEPRECIATION)			
LAND		16	15
BUILDINGS AND IMPROVEMENTS		1,294	
MACHINERY AND EQUIPMENT	8	1,008	
INFRASTRUCTURE	4,200		
CONSTRUCTION IN PROGRESS			
OTHER NONCURRENT ASSETS			
TOTAL NONCURRENT ASSETS	<u>5,873</u>	<u>2,318</u>	<u>15</u>
TOTAL ASSETS	\$ <u>6,085</u>	\$ <u>10,266</u>	\$ <u>191</u>
<u>LIABILITIES</u>			
CURRENT LIABILITIES:			
ACCOUNTS PAYABLE AND ACCRUALS	\$ 3	\$ 5	\$
DEFERRED REVENUES		66	
OTHER CURRENT LIABILITIES	4	4	
CURRENT PORTION OF LONG-TERM LIABILITIES:			
COMPENSATED ABSENCES PAYABLE			
CAPITAL LEASE OBLIGATIONS			
LIABILITIES PAYABLE FROM RESTRICTED ASSETS	16		
BONDS PAYABLE	405		
TOTAL CURRENT LIABILITIES	<u>428</u>	<u>75</u>	<u>--</u>
NONCURRENT LIABILITIES:			
NONCURRENT PORTION OF LONG-TERM LIABILITIES:			
COMPENSATED ABSENCES PAYABLE	5	198	
CAPITAL LEASE OBLIGATIONS			
BONDS PAYABLE	2,805		
OTHER LONG-TERM LIABILITIES			
TOTAL NONCURRENT LIABILITIES	<u>2,810</u>	<u>198</u>	<u>--</u>
TOTAL LIABILITIES	<u>3,238</u>	<u>273</u>	<u>--</u>
<u>NET ASSETS</u>			
INVESTED IN CAPITAL ASSETS, NET OF RELATED DEBT	998	2,318	15
RESTRICTED FOR CAPITAL PROJECTS	1,649		
RESTRICTED FOR DEBT SERVICE			
UNRESTRICTED	200	7,675	176
TOTAL NET ASSETS	<u>2,847</u>	<u>9,993</u>	<u>191</u>
TOTAL LIABILITIES AND NET ASSETS	\$ <u>6,085</u>	\$ <u>10,266</u>	\$ <u>191</u>

BOSSIER LEVEE DISTRICT	CADDO LEVEE DISTRICT	FIFTH LOUISIANA LEVEE DISTRICT	EAST JEFFERSON LEVEE DISTRICT	WEST JEFFERSON LEVEE DISTRICT	LAFOURCHE BASIN LEVEE DISTRICT
249 \$	15,466 \$	1,007 \$	8,279 \$	4,757 \$	236
5,045			2,344		9,808
35	64	1	621	531	2,320
			313		
					31
<u>5,329</u>	<u>15,530</u>	<u>1,008</u>	<u>11,557</u>	<u>5,288</u>	<u>12,395</u>
234	1,680	56	1,591	6,545	130
959	52	268	812	604	443
223	409	666	449	645	694
			2,427	15,598	
216				24,127	
<u>1,632</u>	<u>2,141</u>	<u>990</u>	<u>5,279</u>	<u>47,519</u>	<u>1,267</u>
<u>6,961</u> \$	<u>17,671</u> \$	<u>1,998</u> \$	<u>16,836</u> \$	<u>52,807</u> \$	<u>13,662</u>
18 \$	30 \$	46 \$	3,373 \$	244 \$	207
	31				71
	11	--		118	
		78			
				185	
<u>18</u>	<u>72</u>	<u>124</u>	<u>3,373</u>	<u>547</u>	<u>278</u>
22	27	41	161		68
		131			
				195	
<u>22</u>	<u>27</u>	<u>172</u>	<u>161</u>	<u>195</u>	<u>68</u>
40	99	296	3,534	742	346
1,632	2,141	781	5,279	47,139	1,267
			4,066		
5,289	15,431	921	3,957	119	12,049
				4,807	
<u>6,921</u>	<u>17,572</u>	<u>1,702</u>	<u>13,302</u>	<u>52,065</u>	<u>13,316</u>
<u>6,961</u> \$	<u>17,671</u> \$	<u>1,998</u> \$	<u>16,836</u> \$	<u>52,807</u> \$	<u>13,662</u>

LEVEE DISTRICTS - COMPONENT UNITS  
STATE OF LOUISIANA  
COMBINING STATEMENT OF NET ASSETS  
JUNE 30, 2004

	SOUTH LAFOURCHE LEVEE DISTRICT	LAKE BORGNE BASIN LEVEE DISTRICT	NATCHITOCHES LEVEE AND DRAINAGE DISTRICT
<b>ASSETS</b>			
CURRENT ASSETS:			
CASH AND CASH EQUIVALENTS	\$ 5,231	\$ 4,374	\$ 618
INVESTMENTS	--		--
RECEIVABLES (NET)	27	45	19
INVENTORIES (AT COST)		38	
PREPAYMENTS		26	4
NOTES RECEIVABLE			
OTHER CURRENT ASSETS	26		
TOTAL CURRENT ASSETS	<u>5,284</u>	<u>4,483</u>	<u>641</u>
NONCURRENT ASSETS:			
RESTRICTED ASSETS			
CASH			
CAPITAL ASSETS (NET OF ACCUMULATED DEPRECIATION)			
LAND	132	257	1
BUILDINGS AND IMPROVEMENTS	117	234	
MACHINERY AND EQUIPMENT	116	186	91
INFRASTRUCTURE	12,754	17,049	
CONSTRUCTION IN PROGRESS	425		
OTHER NONCURRENT ASSETS		14	
TOTAL NONCURRENT ASSETS	<u>13,544</u>	<u>17,740</u>	<u>92</u>
TOTAL ASSETS	<u>\$ 18,828</u>	<u>\$ 22,223</u>	<u>\$ 733</u>
<b>LIABILITIES</b>			
CURRENT LIABILITIES:			
ACCOUNTS PAYABLE AND ACCRUALS	\$ 57	\$ 114	\$ 7
DEFERRED REVENUES			
OTHER CURRENT LIABILITIES			
CURRENT PORTION OF LONG-TERM LIABILITIES:			
COMPENSATED ABSENCES PAYABLE	5		--
CAPITAL LEASE OBLIGATIONS			
LIABILITIES PAYABLE FROM RESTRICTED ASSETS			
BONDS PAYABLE		560	
TOTAL CURRENT LIABILITIES	<u>62</u>	<u>674</u>	<u>7</u>
NONCURRENT LIABILITIES:			
NONCURRENT PORTION OF LONG-TERM LIABILITIES:			
COMPENSATED ABSENCES PAYABLE	80	119	14
CAPITAL LEASE OBLIGATIONS			
BONDS PAYABLE		2,445	
OTHER LONG-TERM LIABILITIES			
TOTAL NONCURRENT LIABILITIES	<u>80</u>	<u>2,564</u>	<u>14</u>
TOTAL LIABILITIES	<u>142</u>	<u>3,238</u>	<u>21</u>
<b>NET ASSETS</b>			
INVESTED IN CAPITAL ASSETS, NET OF RELATED DEBT	13,544	14,721	92
RESTRICTED FOR CAPITAL PROJECTS		463	
RESTRICTED FOR DEBT SERVICE		659	
UNRESTRICTED	5,142	3,142	620
TOTAL NET ASSETS	<u>18,686</u>	<u>18,985</u>	<u>712</u>
TOTAL LIABILITIES AND NET ASSETS	<u>\$ 18,828</u>	<u>\$ 22,223</u>	<u>\$ 733</u>

NINETEENTH LOUISIANA LEVEE DISTRICT	NORTH BOSSIER LEVEE DISTRICT	NORTH LAFOURCHE CONSERVATION LEVEE AND DRAINAGE DISTRICT	PONCHARTRAIN LEVEE DISTRICT	POVERTY POINT RESERVOIR DISTRICT	RED RIVER ATCHAFALAYA AND BAYOU BOUEF DISTRICT
166 \$	55 \$	1,836 \$	32,830 \$	426 \$	1,818
		--	--		--
		981	1,204	--	4
			17		6
					5
				69	
				2	
<u>166</u>	<u>55</u>	<u>2,817</u>	<u>34,051</u>	<u>497</u>	<u>1,833</u>
		219	765	2,431	409
			218	92	280
25		58	670		96
				311	
		2,809			
<u>25</u>	<u>--</u>	<u>3,086</u>	<u>1,653</u>	<u>2,834</u>	<u>785</u>
<u>191 \$</u>	<u>55 \$</u>	<u>5,903 \$</u>	<u>35,704 \$</u>	<u>3,331 \$</u>	<u>2,618</u>
1 \$	\$	314 \$	141 \$	32 \$	46
			--		
<u>1</u>	<u>--</u>	<u>314</u>	<u>141</u>	<u>32</u>	<u>46</u>
			126	3	64
			500		
<u>--</u>	<u>--</u>	<u>--</u>	<u>626</u>	<u>3</u>	<u>64</u>
<u>1</u>	<u>--</u>	<u>314</u>	<u>767</u>	<u>35</u>	<u>110</u>
25		3,086	1,653	2,834	785
				336	
<u>165</u>	<u>55</u>	<u>2,503</u>	<u>33,284</u>	<u>126</u>	<u>1,723</u>
<u>190</u>	<u>55</u>	<u>5,589</u>	<u>34,937</u>	<u>3,296</u>	<u>2,508</u>
<u>191 \$</u>	<u>55 \$</u>	<u>5,903 \$</u>	<u>35,704 \$</u>	<u>3,331 \$</u>	<u>2,618</u>

LEVEE DISTRICTS - COMPONENT UNITS  
STATE OF LOUISIANA  
COMBINING STATEMENT OF NET ASSETS  
JUNE 30, 2004

	RED RIVER LEVEE AND DRAINAGE DISTRICT	SOUTH CENTRAL REGIONAL TRANSPORTATION AUTHORITY	TENSAS BASIN LEVEE DISTRICT	TOTAL
<b>ASSETS</b>				
<b>CURRENT ASSETS:</b>				
CASH AND CASH EQUIVALENTS	\$ 42	\$	\$ 1,210	85,017
INVESTMENTS			6,987	26,071
RECEIVABLES (NET)			267	6,151
INVENTORIES (AT COST)				61
PREPAYMENTS			4	352
NOTES RECEIVABLE				100
OTHER CURRENT ASSETS				28
TOTAL CURRENT ASSETS	<u>42</u>	<u>--</u>	<u>8,468</u>	<u>117,780</u>
<b>NONCURRENT ASSETS:</b>				
<b>RESTRICTED ASSETS</b>				
CASH				1,665
<b>CAPITAL ASSETS (NET OF ACCUMULATED DEPRECIATION)</b>				
LAND			89	14,570
BUILDINGS AND IMPROVEMENTS			627	6,000
MACHINERY AND EQUIPMENT			1,091	6,435
INFRASTRUCTURE				52,339
CONSTRUCTION IN PROGRESS				27,577
OTHER NONCURRENT ASSETS				14
TOTAL NONCURRENT ASSETS	<u>--</u>	<u>--</u>	<u>1,807</u>	<u>108,600</u>
TOTAL ASSETS	<u>\$ 42</u>	<u>\$ --</u>	<u>\$ 10,275</u>	<u>\$ 226,380</u>
<b>LIABILITIES</b>				
<b>CURRENT LIABILITIES:</b>				
ACCOUNTS PAYABLE AND ACCRUALS	\$	\$	\$ 52	\$ 4,690
DEFERRED REVENUES				168
OTHER CURRENT LIABILITIES			43	51
<b>CURRENT PORTION OF LONG-TERM LIABILITIES:</b>				
COMPENSATED ABSENCES PAYABLE				134
CAPITAL LEASE OBLIGATIONS				78
LIABILITIES PAYABLE FROM RESTRICTED ASSETS				16
BONDS PAYABLE				1,150
TOTAL CURRENT LIABILITIES	<u>--</u>	<u>--</u>	<u>95</u>	<u>6,287</u>
<b>NONCURRENT LIABILITIES:</b>				
<b>NONCURRENT PORTION OF LONG-TERM LIABILITIES:</b>				
COMPENSATED ABSENCES PAYABLE			126	1,054
CAPITAL LEASE OBLIGATIONS				131
BONDS PAYABLE				5,445
OTHER LONG-TERM LIABILITIES				500
TOTAL NONCURRENT LIABILITIES	<u>--</u>	<u>--</u>	<u>126</u>	<u>7,130</u>
TOTAL LIABILITIES	<u>--</u>	<u>--</u>	<u>221</u>	<u>13,417</u>
<b>NET ASSETS</b>				
INVESTED IN CAPITAL ASSETS, NET OF RELATED DEBT			1,807	100,117
RESTRICTED FOR CAPITAL PROJECTS				6,514
RESTRICTED FOR DEBT SERVICE				778
UNRESTRICTED	<u>42</u>	<u>--</u>	<u>8,247</u>	<u>105,554</u>
TOTAL NET ASSETS	<u>42</u>	<u>--</u>	<u>10,054</u>	<u>212,963</u>
TOTAL LIABILITIES AND NET ASSETS	<u>\$ 42</u>	<u>\$ --</u>	<u>\$ 10,275</u>	<u>\$ 226,380</u>

STATE OF LOUISIANA  
 COMBINING STATEMENT OF ACTIVITIES  
 DISCRETE-LEVEE DISTRICTS  
 FOR THE YEAR ENDED JUNE 30, 2004

(EXPRESSED IN THOUSANDS)

	EXPENSES	PROGRAM REVENUES			NET (EXPENSE) REVENUE
		CHARGES FOR SERVICES	OPERATING GRANTS AND CONTRIBUTIONS	CAPITAL GRANTS AND CONTRIBUTIONS	
AMITE RIVER BASIN DRAINAGE & WATER CONSERVATION DISTRICT	\$ 367	\$ --	\$ --	\$ --	(367)
ATCHAFALAYA BASIN LEVEE DISTRICT	3,694				(3,694)
BAYOU D'ARBRONNE LAKE WATERSHED DISTRICT	91				(91)
BOSSIER LEVEE DISTRICT	1,092			590	(502)
CADDO LEVEE DISTRICT	1,522				(1,522)
EAST JEFFERSON LEVEE DISTRICT	5,172	7			(5,165)
FIFTH LA LEVEE DISTRICT	1,596				(1,596)
LAFOURCHE BASIN LEVEE DISTRICT	2,103				(2,103)
LAKE BORGNE BASIN LEVEE DISTRICT	3,445		72	952	(2,421)
NATCHITOCHEES LEVEE & DRAINAGE DISTRICT	336				(336)
NINETEENTH LA LEVEE DISTRICT	33				(33)
NORTH BOSSIER LEVEE DISTRICT					--
NORTH LAFOURCHE CONSERVATION, LEVEE & DRAINAGE DISTRICT	1,087		529	1,597	1,039
PONCHARTRAIN LEVEE DISTRICT	6,077		1,027		(5,050)
POVERTY POINT RESERVOIR DISTRICT	3,384		50	105	(3,229)
RED RIVER, ATCHAFALYA AND BAYOU BOEUF LEVEE DISTRICT	1,730		27		(1,703)
RED RIVER LEVEE & DRAINAGE DISTRICT	41				(41)
SOUTH LAFOURCHE LEVEE DISTRICT	1,616		206		(1,410)
TENSAS BASIN LEVEE DISTRICT	3,037		534		(2,503)
WEST JEFFERSON LEVEE DISTRICT	3,249	1		3,919	671
SOUTH CENTRAL REGIONAL TRANSPORTATION AUTHORITY					--
TOTAL LEVEE DISTRICTS	\$ 39,672	\$ 8	\$ 2,445	\$ 7,163	\$ (30,056)

	GENERAL REVENUES				
	PAYMENTS FROM PRIMARY GOVERNMENT	OTHER GENERAL REVENUES	CHANGE IN NET ASSETS	NET ASSETS BEGINNING OF YEAR	NET ASSETS END OF YEAR
AMITE RIVER BASIN DRAINAGE & WATER CONSERVATION DISTRICT	\$ 200	\$ 1,877	\$ 1,710	\$ 1,137	\$ 2,847
ATCHAFALAYA BASIN LEVEE DISTRICT		4,282	588	9,405	9,993
BAYOU D'ARBRONNE LAKE WATERSHED DISTRICT		121	30	161	191
BOSSIER LEVEE DISTRICT		1,421	1,080	5,841	6,921
CADDO LEVEE DISTRICT	161	1,633	140	17,432	17,572
EAST JEFFERSON LEVEE DISTRICT	29	4,599	(172)	13,474	13,302
FIFTH LA LEVEE DISTRICT	394	1,576	41	1,661	1,702
LAFOURCHE BASIN LEVEE DISTRICT	61	2,363	285	13,031	13,316
LAKE BORGNE BASIN LEVEE DISTRICT	25	3,810	1,552	17,433	18,985
NATCHITOCHEES LEVEE & DRAINAGE DISTRICT	163	348	51	661	712
NINETEENTH LA LEVEE DISTRICT	39	40	7	183	190
NORTH BOSSIER LEVEE DISTRICT			--	55	55
NORTH LAFOURCHE CONSERVATION, LEVEE & DRAINAGE DISTRICT		971	2,010	3,579	5,589
PONCHARTRAIN LEVEE DISTRICT		4,848	113	34,824	34,937
POVERTY POINT RESERVOIR DISTRICT	315	6	(3,223)	6,519	3,296
RED RIVER, ATCHAFALYA AND BAYOU BOEUF LEVEE DISTRICT		1,536	(78)	2,586	2,508
RED RIVER LEVEE & DRAINAGE DISTRICT	89	41	2	40	42
SOUTH LAFOURCHE LEVEE DISTRICT		2,606	1,196	17,490	18,686
TENSAS BASIN LEVEE DISTRICT		2,373	12	10,042	10,054
WEST JEFFERSON LEVEE DISTRICT		3,314	4,372	47,693	52,065
SOUTH CENTRAL REGIONAL TRANSPORTATION AUTHORITY			--	--	--
TOTAL LEVEE DISTRICTS	\$ 2,007	\$ 37,765	\$ 9,716	\$ 203,247	\$ 212,963

**SCHEDULE OF TRANSFERS TO AND DUE TO  
FOR THE YEAR ENDED JUNE 30,2004  
(EXPRESSED IN THOUSANDS)**

	<u>Transfers To</u>	<u>Due To</u>
<b>To.....From:</b> Academic Improvement Fund		
General Fund	\$1,500	\$1,500
	<b>Subtotal</b>	<b>\$1,500</b>
<b>To.....From:</b> Acquatic Plant Control		
General Fund	\$138	\$20
	<b>Subtotal</b>	<b>\$20</b>
<b>To.....From:</b> Administrative Fund of the Department of Insurance		
General Fund	\$530	\$229
	<b>Subtotal</b>	<b>\$229</b>
<b>To.....From:</b> Administrative Services		
General Fund		\$400
	<b>Subtotal</b>	<b>\$400</b>
<b>To.....From:</b> Agricultural Commodity Commission Self Insurance Fund		
General Fund	\$88	
	<b>Subtotal</b>	<b>\$88</b>
<b>To.....From:</b> Agriculture Commodity Dealers & Warehouse Fund		
General Fund	\$1,041	\$46
	<b>Subtotal</b>	<b>\$46</b>
<b>To.....From:</b> Apiary Fund		
General Fund	\$2	\$2
	<b>Subtotal</b>	<b>\$2</b>
<b>To.....From:</b> Artificial Reef Development Fund		
Capital Outlay Escrow Fund	\$541	
General Fund	\$667	\$116
	<b>Subtotal</b>	<b>\$116</b>
<b>To.....From:</b> Avoyelles Parish Local Government Gaming Mitigation Fund		
General Fund	\$1,824	\$459
	<b>Subtotal</b>	<b>\$459</b>
<b>To.....From:</b> Battered Women's Shelter Fund		
General Fund	\$93	\$3
	<b>Subtotal</b>	<b>\$3</b>
<b>To.....From:</b> Black Bear Account		
General Fund	\$2	
	<b>Subtotal</b>	<b>\$2</b>
<b>To.....From:</b> Blind Vendors Trust Fund		
General Fund	\$380	
	<b>Subtotal</b>	<b>\$380</b>
<b>To.....From:</b> Boll Weevil Eradication Fund		
General Fund	\$12,741	\$2,000
	<b>Subtotal</b>	<b>\$2,000</b>
<b>To.....From:</b> Bond Security and Redemption Fund		
Academic Improvement Fund	\$19	
Acquatic Plant Control	\$649	\$15
Administrative Fund of the Department of Insurance	\$747	\$742
Agricultural Commodity Commission Self Insurance Fund	\$51	

**SCHEDULE OF TRANSFERS TO AND DUE TO  
FOR THE YEAR ENDED JUNE 30,2004  
(EXPRESSED IN THOUSANDS)**

	<u>Transfers To</u>	<u>Due To</u>
Agricultural Commodity Dealers & Warehouse Fund	\$1,041	\$44
Apiary Fund	\$2	
Archaeological Curation Fund	\$30	\$5
Artificial Reef Development Fund	\$6,526	
Avoyelles Parish Local Government Gaming Mitigation Fund	\$1,824	\$459
Battered Women's Shelter Fund	\$94	\$14
Beautification/Improvements of N.O. City Park	\$1	
Black Bear Account	\$24	
Blind Vendors Trust Fund	\$376	
Boll Weevil Eradication Fund	\$10,918	\$239
Budget Stabilization Fund	\$34,476	\$32,374
Capital Outlay Escrow Fund	\$4,268	
Casino Gaming Proceeds Fund	\$124	
Children's Trust Fund	\$807	\$150
Choose Life Fund	\$2	
Coastal Mitigation Account	\$199	
Coastal Resources Trust Fund	\$763	\$10
Commercial Feed Fund	\$378	
Compulsive and Problem Gaming Fund	\$528	\$500
Concealed Handgun Permit Fund	\$191	\$6
Conservation Fund	\$47,764	\$4,254
Crime Victims' Reparation Fund	\$1,329	\$114
Criminal Identification and Information Fund	\$2,860	\$111
Crop Pests and Disease Fund	\$78	
Director of Worker's Compensation Revolving Fund	\$59	\$3
Disability Affairs Trust Fund	\$137	\$9
DOTD Right of Way Permit Processing Fund	\$354	\$14
Drug Abuse Education and Treatment Fund	\$175	\$10
Economics and Rate Analysis Div. and Hearing Examiners Supp. Fee Fund	\$636	\$162
Education Excellence Fund	\$27,114	
Emergency Medical Technical Fund	\$4	
Enforcement and Emergency Response Acct.	\$77	\$3
Environmental Trust Fund	\$51,914	\$1,814
Explosives Trust Fund	\$60	\$7
Feed Commission Fund	\$254	
Fertilizer Fund	\$407	
Fire Insurance Fund	\$13,810	
Fire Protection Trust	\$218	\$28
Fire Sprinkler Trust	\$42	\$5
Fishermen's Gear Compensation Fund	\$1,004	\$26
Forest Protection Fund	\$792	\$1
Forestry Productivity Fund	\$5	
Formosan Termite Initiative Fund	\$15	
Fraud Detection Fund	\$429	\$64
General Aviation and Reliever Airport Maintenance Grant Program Fund	\$1	
General Fund	\$7,898,966	\$667,818



**SCHEDULE OF TRANSFERS TO AND DUE TO  
FOR THE YEAR ENDED JUNE 30,2004  
(EXPRESSED IN THOUSANDS)**

	<u>Transfers To</u>	<u>Due To</u>
Greater New Orleans Expressway Commission Additional Cost Fund	\$11	
Hazardous Materials Emergency Response Fund	\$177	\$13
Hazardous Waste Site Cleanup Fund	\$12,449	\$1,928
Health Excellence Fund	\$27,313	
Health Trust Fund	\$37	
Higher Education Initiatives Fund	\$43	
Horticulture Commission Fund	\$767	
Incentive Fund	\$42	
Insurance Fraud Investigation Fund	\$2,720	
Judges' Supplemental Compensation Fund	\$4,005	
Keep Louisiana Beautiful Fund	\$1	
Lead Hazard Reduction Fund	\$84	
Lifetime License Endowment Trust Fund	\$1,284	\$33
Liquified Petroleum Gas Commission Rainy Day Fund	\$529	
Livestock Brand Commission Fund	\$10	
Lottery Proceeds Fund	\$121,819	\$10,336
Louisiana Agricultural Finance Authority Fund	\$5	
Louisiana Alarm Regulatory Trust Fund	\$286	\$33
Louisiana Alligator Market Development Fund	\$19	
Louisiana Alligator Resource Fund	\$712	
Louisiana Charter School Start-Up Loan Fund	\$104	\$33
Louisiana Duck Stamp Fund	\$728	\$2
Louisiana Economic Development Fund	\$16,268	\$1,966
Louisiana Education Quality Trust Fund	\$25,160	\$716
Louisiana Environmental Education Fund	\$671	\$18
Louisiana Fire Marshall Fund	\$9,022	
Louisiana Fund	\$14,191	
Louisiana Fur and Alligator Public Education and Marketing Fund	\$76	
Louisiana Help Our Wildlife Fund	\$12	
Louisiana Manufactured Housing Commission Fund	\$319	\$1
Louisiana Medical Assistance Trust Fund	\$95,894	\$10,921
Louisiana Quality Education Support Fund	\$65,074	\$2,148
Louisiana State Parks Improvement and Repair Fund	\$5,715	\$623
Louisiana State Police Salary Fund	\$15,600	\$2,873
Louisiana Technology Innovations Fund	\$49	
Louisiana Towing and Storage Fund	\$414	\$154
Louisiana Underwater Obstruction Removal Fund	\$1	
Louisiana Wild Turkey Stamp Fund	\$62	
Louisiana Worker's Compensation Second Injury Fund	\$35,614	
Marketing Fund	\$2,000	
Medicaid School-Based Administrative Claiming Trust Fund	\$1,891	\$377
Medicaid Trust Fund for the Elderly	\$45,502	\$4,387
Medical Assistance Programs Fraud Detection Fund	\$3,389	\$1
Mineral Resources Audit and Collection Fund	\$12,772	\$83
Mineral Revenue Audit and Settlement Fund	\$64	
Motor Carrier Regulation Fund	\$5,935	\$54
Motor Fuels Underground Storage Tank Trust Fund	\$21,591	\$1,721

**SCHEDULE OF TRANSFERS TO AND DUE TO  
FOR THE YEAR ENDED JUNE 30,2004  
(EXPRESSED IN THOUSANDS)**

	<u>Transfers To</u>	<u>Due To</u>
Motorcycle Safety Awareness & Operator Training Program Fund	\$141	\$3
Municipal Fire and Police Civil Service Operating Fund	\$1,283	
Natural Heritage Account	\$20	
Nursing Home Residents' Trust Fund	\$331	
Office of Motor Vehicle Customer Service and Technology Fund	\$6,144	\$127
Office of Worker's Compensation Administrative Fund	\$11,444	\$625
Oil and Gas Regulatory Fund	\$8,439	\$33
Oil Spill Contingency Fund		\$2
Oilfield Site Restoration Fund	\$3,306	\$53
Oyster Development Account	\$153	\$3
Oyster Sanitation Fund	\$203	
Pari-Mutuel Live Racing Facility Gaming Control Fund	\$35,296	\$2,253
Parish and Municipalities Excellence Fund	\$14	
Parish and Municipalities Funds	\$32,388	\$6,147
Patient's Compensation Fund	\$134,921	\$4,371
Pesticide Fund	\$3,697	
Petroleum and Petroleum Products Fund	\$5,229	\$882
Proprietary School Students Protection Fund		\$1
Public Oyster Seed Ground Dev.	\$121	
Public Safety DWI Testing, Maintenance, and Training Fund	\$508	\$3
Quail Account	\$2	
Reptile and Amphibian Research Fund	\$8	
Right to Know Fund	\$235	\$29
Riverboat Gaming Enforcement Fund	\$56,848	\$1,676
Rural Development Fund	\$100	
Russell Sage or Marsh Island Capital Improvement Fund	\$17	
Saltwater Fishery Enforcement Fund	\$18	
Scenic Rivers Fund	\$1	
School and District Accountability Fund	\$3	
Seafood Promotion and Marketing Fund	\$342	\$1
Seed Commission Fund	\$229	
Sex Offender Registry Technology Fund	\$352	\$12
Shrimp Marketing and Promotion Account	\$108	
Small Business Surety Bonding Fund	\$408	
Sports Facility Assistance Fund	\$900	
Structural Pest Control Commission Fund	\$791	\$109
Support Education in Louisiana First Fund	\$130,886	\$1,933
Sweet Potato Pests And Disease Fund	\$286	
Tax Commission Expense Fund	\$548	
Telecommunications for the Deaf Fund	\$1,828	\$299
Telephone Company Property Assessment Relief Fund	\$16,058	\$2,046
Tobacco Tax Health Care Fund	\$43,619	\$7,770
TOPS Fund	\$27,313	
Transportation Infrastructure Model for Economic Development	\$64,765	\$19,873
Transportation Trust Fund	\$514,669	\$81,687
Traumatic Head and Spinal Cord Injury Trust Fund	\$1,555	
Trial Court Case Management Information Fund	\$1,347	\$27

**SCHEDULE OF TRANSFERS TO AND DUE TO  
FOR THE YEAR ENDED JUNE 30,2004  
(EXPRESSED IN THOUSANDS)**

	<u>Transfers To</u>	<u>Due To</u>
Tuition Assistance Fund	\$120	
Underground Damages Prevention Fund	\$5	
Utility and Carrier Inspection and Supervision Fund	\$4,748	\$1,109
Video Draw Poker Device Fund	\$174,780	\$8,682
Video Draw Poker Purse Supplement Fund	\$2,830	\$111
Vital Records Conversion Fund	\$15	\$2
Waste Tire Management Fund	\$7,794	\$697
Waterfowl Account	\$8	
Weights and Measures Fund	\$1,683	\$22
Wetlands Conservation and Restoration Fund	\$27,880	\$20,046
White Tail Deer Account	\$2	
Wildlife Habitat and Natural Heritage Trust Fund	\$2,316	\$3
Youthful Offender Management Fund	\$252	\$5
	<b>Subtotal</b>	<b>\$908,064</b>
<b>To.....From:</b> Capital Outlay Escrow Fund		
Bond Security and Redemption Fund	\$3,643	
Deficit Elimination/Capital Outlay Escrow Replenishment Fund	\$6	
General Fund	\$8,457	\$2,149
Louisiana Duck Stamp Fund	\$31	
Louisiana Economic Development Fund	\$10,984	\$3,408
Louisiana Office Facilities Corporation	\$1,272	
	<b>Subtotal</b>	<b>\$5,557</b>
<b>To.....From:</b> Casino Gaming Proceeds Fund		
General Fund	\$1,666	\$124
	<b>Subtotal</b>	<b>\$124</b>
<b>To.....From:</b> Children's Trust Fund		
General Fund	\$923	\$457
	<b>Subtotal</b>	<b>\$457</b>
<b>To.....From:</b> Coastal Mitigation Account		
Wetlands Conservation and Restoration Fund	\$755	\$668
	<b>Subtotal</b>	<b>\$668</b>
<b>To.....From:</b> Coastal Resources Trust Fund		
General Fund	\$723	\$70
	<b>Subtotal</b>	<b>\$70</b>
<b>To.....From:</b> Commercial Feed Fund		
General Fund	\$378	
	<b>Subtotal</b>	<b>\$378</b>
<b>To.....From:</b> Compulsive and Problem Gaming Fund		
General Fund	\$2,427	
Support Education in Louisiana First Fund		\$500
	<b>Subtotal</b>	<b>\$500</b>
<b>To.....From:</b> Concealed Handgun Permit Fund		
General Fund	\$310	
	<b>Subtotal</b>	<b>\$310</b>
<b>To.....From:</b> Conservation Fund		
Capital Outlay Escrow Fund	\$430	
General Fund	\$42,835	

**SCHEDULE OF TRANSFERS TO AND DUE TO  
FOR THE YEAR ENDED JUNE 30,2004  
(EXPRESSED IN THOUSANDS)**

	<u>Transfers To</u>	<u>Due To</u>
<b>Subtotal</b>	<b>\$43,265</b>	
<b>To.....From:</b> Crime Victims' Reparation Fund		
General Fund	\$1,724	
<b>Subtotal</b>	<b>\$1,724</b>	
<b>To.....From:</b> Criminal Identification and Information Fund		
General Fund	\$2,627	
<b>Subtotal</b>	<b>\$2,627</b>	
<b>To.....From:</b> Crop Pests and Disease Fund		
General Fund	\$78	\$3
<b>Subtotal</b>	<b>\$78</b>	<b>\$3</b>
<b>To.....From:</b> Deficit Elimination/Capital Outlay Escrow Replenishment Fund		
General Fund	\$2,716	\$6
<b>Subtotal</b>	<b>\$2,716</b>	<b>\$6</b>
<b>To.....From:</b> Disability Affairs Trust Fund		
General Fund	\$233	\$6
<b>Subtotal</b>	<b>\$233</b>	<b>\$6</b>
<b>To.....From:</b> DNA Testing Post Conviction Relief for Indigents		
General Fund	\$2	\$2
<b>Subtotal</b>	<b>\$2</b>	<b>\$2</b>
<b>To.....From:</b> Donald J. Thibodeaux Training Complex		
General Fund		\$7
<b>Subtotal</b>		<b>\$7</b>
<b>To.....From:</b> DOTD Right of Way Permit Processing Fund		
General Fund	\$427	
<b>Subtotal</b>	<b>\$427</b>	
<b>To.....From:</b> Drug Abuse Education and Treatment Fund		
General Fund	\$51	\$4
<b>Subtotal</b>	<b>\$51</b>	<b>\$4</b>
<b>To.....From:</b> Economics and Rate Analysis Div. and Hearing Examiners Supp. Fee Fund		
General Fund	\$708	\$36
<b>Subtotal</b>	<b>\$708</b>	<b>\$36</b>
<b>To.....From:</b> Education Excellence Fund		
General Fund	\$30,493	
<b>Subtotal</b>	<b>\$30,493</b>	
<b>To.....From:</b> Employment Security Administrative Account		
General Fund	\$5,000	\$4,437
<b>Subtotal</b>	<b>\$5,000</b>	<b>\$4,437</b>
<b>To.....From:</b> Environmental Trust Fund		
General Fund	\$56,743	
<b>Subtotal</b>	<b>\$56,743</b>	
<b>To.....From:</b> Explosives Trust Fund		
General Fund	\$26	
<b>Subtotal</b>	<b>\$26</b>	
<b>To.....From:</b> Federal Energy Settlement Fund		
Capital Outlay Escrow Fund	\$1,273	

**SCHEDULE OF TRANSFERS TO AND DUE TO  
FOR THE YEAR ENDED JUNE 30,2004  
(EXPRESSED IN THOUSANDS)**

	<u>Transfers To</u>	<u>Due To</u>
General Fund	\$6,026	
<b>Subtotal</b>	<b>\$7,299</b>	
<b>To.....From:</b> Federal State Fiscal Assistance Trust Fund		
Transportation Trust Fund	\$688	
<b>Subtotal</b>	<b>\$688</b>	
<b>To.....From:</b> Feed Commission Fund		
General Fund	\$254	
<b>Subtotal</b>	<b>\$254</b>	
<b>To.....From:</b> Fertilizer Fund		
General Fund	\$407	
<b>Subtotal</b>	<b>\$407</b>	
<b>To.....From:</b> Fire Insurance Fund		
General Fund	\$11,866	
<b>Subtotal</b>	<b>\$11,866</b>	
<b>To.....From:</b> Fire Sprinkler Trust		
General Fund	\$39	\$23
<b>Subtotal</b>	<b>\$39</b>	<b>\$23</b>
<b>To.....From:</b> Fishermen's Gear Compensation Fund		
General Fund	\$642	
Louisiana Underwater Obstruction Removal Fund	\$250	
<b>Subtotal</b>	<b>\$892</b>	
<b>To.....From:</b> Forest Protection Fund		
General Fund	\$792	\$3
<b>Subtotal</b>	<b>\$792</b>	<b>\$3</b>
<b>To.....From:</b> Forestry Productivity Fund		
General Fund	\$2,787	
<b>Subtotal</b>	<b>\$2,787</b>	
<b>To.....From:</b> Fraud Detection Fund		
General Fund	\$1,126	\$72
Louisiana Medical Assistance Trust Fund	\$3,034	\$3,034
<b>Subtotal</b>	<b>\$4,160</b>	<b>\$3,106</b>
<b>To.....From:</b> General Fund		
Academic Improvement Fund	\$254	
Agricultural Commodity Commission Self Insurance Fund		\$112
Blind Vendors Trust Fund		\$7
Boll Weevil Eradication Fund		\$72
Bond Security and Redemption Fund	\$220	\$314,372
Budget Stabilization Fund	\$5,757	\$5,757
Capital Outlay Escrow Fund	\$23,247	\$497
Compulsive and Problem Gaming Fund		\$127
Concealed Handgun Permit Fund		\$68
Conservation Fund		\$546
Crime Victims' Reparation Fund		\$176
Criminal Identification and Information Fund	\$3,297	
DNA Testing Post Conviction Relief for Indigents	\$38	
Environmental Trust Fund		\$2,122
Federal Energy Settlement Fund		\$204

**SCHEDULE OF TRANSFERS TO AND DUE TO  
FOR THE YEAR ENDED JUNE 30,2004  
(EXPRESSED IN THOUSANDS)**

	<u>Transfers To</u>	<u>Due To</u>
Forestry Productivity Fund	\$2,926	\$625
Higher Education Initiatives Fund	\$8,200	
Insurance Fraud Investigation Fund		\$136
Labor Penalty and Interest Acct		\$24
Labor Workforce Development Training Account		\$174
Lottery Proceeds Fund		\$860
Louisiana Economic Development Fund	\$4,339	
Louisiana Fire Marshall Fund		\$368
Louisiana Manufactured Housing Commission Fund		\$3
Louisiana Medical Assistance Trust Fund	\$208,703	\$13,490
Louisiana Technology Innovations Fund	\$993	
Louisiana Tourism Promotion District	\$2,001	\$2,001
Louisiana Worker's Compensation Second Injury Fund		\$52
Motor Carrier Regulation Fund		\$2
Municipal Fire and Police Civil Service Operating Fund		\$27
Oil and Gas Regulatory Fund	\$837	\$206
Pari-Mutuel Live Racing Facility Gaming Control Fund	\$10	\$10
Patient's Compensation Fund		\$23
Rural Development Fund	\$7,587	
Severance Tax Fund	\$39,253	\$11,242
State Revenue Sharing Fund	\$90,000	
Wetlands Conservation and Restoration Fund		\$3,366
Youthful Offender Management Fund	\$2,100	
	<b>Subtotal</b>	<b>\$356,669</b>
<b>To.....From:</b> Greater New Orleans Expressway Commission Additional Cost Fund		
General Fund	\$11	\$5
	<b>Subtotal</b>	<b>\$5</b>
<b>To.....From:</b> Hazardous Materials Emergency Response Fund		
General Fund	\$115	
	<b>Subtotal</b>	<b>\$115</b>
<b>To.....From:</b> Hazardous Waste Site Cleanup Fund		
Environmental Trust Fund	\$11,049	\$2,239
General Fund	\$1,939	\$127
	<b>Subtotal</b>	<b>\$2,366</b>
<b>To.....From:</b> Health Excellence Fund		
General Fund	\$8,585	\$9
	<b>Subtotal</b>	<b>\$9</b>
<b>To.....From:</b> Health Trust Fund		
General Fund	\$14,100	
	<b>Subtotal</b>	<b>\$14,100</b>
<b>To.....From:</b> Help Louisiana Vote Fund		
Bond Security and Redemption Fund	\$19	
	<b>Subtotal</b>	<b>\$19</b>
<b>To.....From:</b> Horticulture Commission Fund		
General Fund	\$764	
	<b>Subtotal</b>	<b>\$764</b>

**SCHEDULE OF TRANSFERS TO AND DUE TO  
FOR THE YEAR ENDED JUNE 30,2004  
(EXPRESSED IN THOUSANDS)**

	<u>Transfers To</u>	<u>Due To</u>
<b>To.....From:</b> Incentive Fund		
General Fund	\$66	
Louisiana Medical Assistance Trust Fund	\$3,220	\$3,220
	<b>Subtotal</b>	<b>\$3,220</b>
<b>To.....From:</b> Insurance Fraud Investigation Fund		
General Fund	\$3,114	
Louisiana Medical Assistance Trust Fund	\$1,932	\$1,932
	<b>Subtotal</b>	<b>\$1,932</b>
<b>To.....From:</b> Jackson Regional Laundry		
General Fund		\$100
	<b>Subtotal</b>	<b>\$100</b>
<b>To.....From:</b> Judges' Supplemental Compensation Fund		
General Fund	\$4,000	
	<b>Subtotal</b>	<b>\$4,000</b>
<b>To.....From:</b> Keep Louisiana Beautiful Fund		
General Fund	\$1	\$1
	<b>Subtotal</b>	<b>\$1</b>
<b>To.....From:</b> Labor Penalty and Interest Acct		
General Fund	\$2,698	\$161
	<b>Subtotal</b>	<b>\$161</b>
<b>To.....From:</b> Labor Workforce Development Training Account		
General Fund	\$35,177	\$5,778
	<b>Subtotal</b>	<b>\$5,778</b>
<b>To.....From:</b> Lead Hazard Reduction Fund		
Environmental Trust Fund	\$12	\$12
General Fund	\$55	\$55
	<b>Subtotal</b>	<b>\$67</b>
<b>To.....From:</b> Liquefied Petroleum Gas Commission Rainy Day Fund		
Bond Security and Redemption Fund		\$121
General Fund	\$629	\$9
	<b>Subtotal</b>	<b>\$130</b>
<b>To.....From:</b> Livestock Brand Commission Fund		
General Fund	\$10	
	<b>Subtotal</b>	<b>\$10</b>
<b>To.....From:</b> Lottery Proceeds Fund		
Compulsive and Problem Gaming Fund	\$500	
General Fund	\$112,739	
	<b>Subtotal</b>	<b>\$113,239</b>
<b>To.....From:</b> Louisiana Agricultural Finance Authority Fund		
General Fund	\$12,154	
	<b>Subtotal</b>	<b>\$12,154</b>
<b>To.....From:</b> Louisiana Alarm Regulatory Trust Fund		
General Fund	\$256	\$178
	<b>Subtotal</b>	<b>\$178</b>
<b>To.....From:</b> Louisiana Alligator Market Development Fund		
General Fund	\$19	

**SCHEDULE OF TRANSFERS TO AND DUE TO  
FOR THE YEAR ENDED JUNE 30,2004  
(EXPRESSED IN THOUSANDS)**

	<b>Subtotal</b>	<b>Transfers To</b>	<b>Due To</b>
<b>To.....From:</b> Louisiana Alligator Resource Fund		<b>\$19</b>	
General Fund		\$1,076	\$74
	<b>Subtotal</b>	<b>\$1,076</b>	<b>\$74</b>
<b>To.....From:</b> Louisiana Charter School Start-Up Loan Fund			
General Fund		\$870	\$70
	<b>Subtotal</b>	<b>\$870</b>	<b>\$70</b>
<b>To.....From:</b> Louisiana Duck Stamp Fund			
General Fund		\$385	\$54
	<b>Subtotal</b>	<b>\$385</b>	<b>\$54</b>
<b>To.....From:</b> Louisiana Economic Development Fund			
Capital Outlay Escrow Fund		\$20,421	\$4,619
General Fund		\$30,988	\$5,335
	<b>Subtotal</b>	<b>\$51,409</b>	<b>\$9,954</b>
<b>To.....From:</b> Louisiana Education Quality Trust Fund			
Louisiana Quality Education Support Fund			\$21,204
	<b>Subtotal</b>		<b>\$21,204</b>
<b>To.....From:</b> Louisiana Environmental Education Fund			
General Fund		\$70	
	<b>Subtotal</b>	<b>\$70</b>	
<b>To.....From:</b> Louisiana Fire Marshall Fund			
General Fund		\$10,731	
	<b>Subtotal</b>	<b>\$10,731</b>	
<b>To.....From:</b> Louisiana Fund			
General Fund		\$9,462	\$28
	<b>Subtotal</b>	<b>\$9,462</b>	<b>\$28</b>
<b>To.....From:</b> Louisiana Fur and Alligator Public Education and Marketing Fund			
General Fund		\$91	\$16
	<b>Subtotal</b>	<b>\$91</b>	<b>\$16</b>
<b>To.....From:</b> Louisiana Investment Fund for Enhancement			
Capital Outlay Escrow Fund		\$361	
	<b>Subtotal</b>	<b>\$361</b>	
<b>To.....From:</b> Louisiana Lottery Corporation			
Bond Security and Redemption Fund		\$121,197	\$10,336
	<b>Subtotal</b>	<b>\$121,197</b>	<b>\$10,336</b>
<b>To.....From:</b> Louisiana Manufactured Housing Commission Fund			
General Fund		\$311	
	<b>Subtotal</b>	<b>\$311</b>	
<b>To.....From:</b> Louisiana Medical Assistance Trust Fund			
General Fund		\$94,739	
	<b>Subtotal</b>	<b>\$94,739</b>	
<b>To.....From:</b> Louisiana Opportunity Loan Fund			
General Fund			\$2,250
	<b>Subtotal</b>		<b>\$2,250</b>
<b>To.....From:</b> Louisiana Quality Education Support Fund			
General Fund		\$28,466	\$8,127



**SCHEDULE OF TRANSFERS TO AND DUE TO  
FOR THE YEAR ENDED JUNE 30,2004  
(EXPRESSED IN THOUSANDS)**

	<u>Transfers To</u>	<u>Due To</u>
<b>Subtotal</b>	<b>\$28,466</b>	<b>\$8,127</b>
<b>To.....From:</b> Louisiana State Parks Improvement and Repair Fund		
Capital Outlay Escrow Fund	\$4,900	
<b>Subtotal</b>	<b>\$4,900</b>	
<b>To.....From:</b> Louisiana State Police Salary Fund		
General Fund	\$14,658	\$27
<b>Subtotal</b>	<b>\$14,658</b>	<b>\$27</b>
<b>To.....From:</b> Louisiana Technology Innovations Fund		
General Fund	\$3,169	\$39
<b>Subtotal</b>	<b>\$3,169</b>	<b>\$39</b>
<b>To.....From:</b> Louisiana Tourism Promotion District		
General Fund	\$19,056	\$2,918
<b>Subtotal</b>	<b>\$19,056</b>	<b>\$2,918</b>
<b>To.....From:</b> Louisiana Towing and Storage Fund		
General Fund	\$414	\$197
<b>Subtotal</b>	<b>\$414</b>	<b>\$197</b>
<b>To.....From:</b> Louisiana Underwater Obstruction Removal Fund		
General Fund	\$122	
<b>Subtotal</b>	<b>\$122</b>	
<b>To.....From:</b> Louisiana Wild Turkey Stamp Fund		
General Fund	\$25	
<b>Subtotal</b>	<b>\$25</b>	
<b>To.....From:</b> Louisiana Worker's Compensation Second Injury Fund		
General Fund	\$35,162	
<b>Subtotal</b>	<b>\$35,162</b>	
<b>To.....From:</b> Marketing Fund		
General Fund	\$2,027	\$734
<b>Subtotal</b>	<b>\$2,027</b>	<b>\$734</b>
<b>To.....From:</b> Marsh Island Operating Fund		
General Fund	\$562	\$27
Russell Sage or Marsh Island Refuge Fund	\$552	\$552
Russell Sage Special Fund #2	\$775	\$775
<b>Subtotal</b>	<b>\$1,889</b>	<b>\$1,354</b>
<b>To.....From:</b> Medicaid School-Based Administrative Claiming Trust Fund		
General Fund	\$1,891	\$519
<b>Subtotal</b>	<b>\$1,891</b>	<b>\$519</b>
<b>To.....From:</b> Medicaid Trust Fund for the Elderly		
General Fund	\$29,548	\$4,350
Health Trust Fund	\$16,660	\$1,462
<b>Subtotal</b>	<b>\$46,208</b>	<b>\$5,812</b>
<b>To.....From:</b> Mineral Resources Audit and Collection Fund		
General Fund	\$7,746	\$90
Louisiana Medical Assistance Trust Fund	\$2,000	\$2,000
<b>Subtotal</b>	<b>\$9,746</b>	<b>\$2,090</b>
<b>To.....From:</b> Motor Carrier Regulation Fund		
General Fund	\$6,347	\$43

**SCHEDULE OF TRANSFERS TO AND DUE TO  
FOR THE YEAR ENDED JUNE 30,2004  
(EXPRESSED IN THOUSANDS)**

	<b>Subtotal</b>	<b>Transfers To</b>	<b>Due To</b>
		<u>\$6,347</u>	<u>\$43</u>
<b>To.....From:</b> Motor Fuels Underground Storage Tank Trust Fund			
Environmental Trust Fund		\$1,124	\$1,124
General Fund		\$19,201	\$1,086
Hazardous Waste Site Cleanup Fund		\$251	\$251
	<b>Subtotal</b>	<b>\$20,576</b>	<b>\$2,461</b>
<b>To.....From:</b> Motorcycle Safety Awareness & Operator Training Program Fund			
General Fund		\$141	\$20
	<b>Subtotal</b>	<b>\$141</b>	<b>\$20</b>
<b>To.....From:</b> Municipal Facilities Revolving Loan Fund			
General Fund		\$883	\$79
	<b>Subtotal</b>	<b>\$883</b>	<b>\$79</b>
<b>To.....From:</b> Municipal Fire and Police Civil Service Operating Fund			
General Fund		\$1,291	\$27
	<b>Subtotal</b>	<b>\$1,291</b>	<b>\$27</b>
<b>To.....From:</b> Office of Motor Vehicle Customer Service and Technology Fund			
General Fund		\$8,112	\$1,130
	<b>Subtotal</b>	<b>\$8,112</b>	<b>\$1,130</b>
<b>To.....From:</b> Office of Telecommunications Management			
General Fund			\$4
	<b>Subtotal</b>		<b>\$4</b>
<b>To.....From:</b> Office of Worker's Compensation Administrative Fund			
General Fund		\$10,333	\$314
	<b>Subtotal</b>	<b>\$10,333</b>	<b>\$314</b>
<b>To.....From:</b> Oil and Gas Regulatory Fund			
General Fund		\$8,380	\$6
	<b>Subtotal</b>	<b>\$8,380</b>	<b>\$6</b>
<b>To.....From:</b> Oil Spill Contingency Fund			
Bond Security and Redemption Fund		\$4,290	
General Fund		\$1,864	\$157
	<b>Subtotal</b>	<b>\$6,154</b>	<b>\$157</b>
<b>To.....From:</b> Oilfield Site Restoration Fund			
General Fund		\$4,385	
	<b>Subtotal</b>	<b>\$4,385</b>	
<b>To.....From:</b> Oyster Development Account			
General Fund		\$262	\$12
	<b>Subtotal</b>	<b>\$262</b>	<b>\$12</b>
<b>To.....From:</b> Oyster Sanitation Fund			
Bond Security and Redemption Fund			\$14
General Fund		\$204	\$19
	<b>Subtotal</b>	<b>\$204</b>	<b>\$33</b>
<b>To.....From:</b> Pari-Mutuel Live Racing Facility Gaming Control Fund			
Beautification/Improvements of N.O. City Park		\$400	
Equine Health Studies Program Fund		\$750	
General Fund		\$17,821	\$2,275

**SCHEDULE OF TRANSFERS TO AND DUE TO  
FOR THE YEAR ENDED JUNE 30,2004  
(EXPRESSED IN THOUSANDS)**

	<u>Transfers To</u>	<u>Due To</u>
Higher Education Initiatives Fund	\$50	
Louisiana Agricultural Finance Authority Fund	\$12,000	
Parish and Municipalities Excellence Fund	\$2,026	\$113
Rehabilitation for the Blind and Visually Impaired Fund	\$1,500	
Southern University Agcenter Program Fund	\$750	
<b>Subtotal</b>	<b>\$35,297</b>	<b>\$2,388</b>
<b>To.....From:</b> Parish and Municipalities Excellence Fund		
General Fund	\$1,590	\$198
<b>Subtotal</b>	<b>\$1,590</b>	<b>\$198</b>
<b>To.....From:</b> Parish and Municipalities Funds		
General Fund	\$26,739	\$7,841
<b>Subtotal</b>	<b>\$26,739</b>	<b>\$7,841</b>
<b>To.....From:</b> Patient's Compensation Fund		
General Fund	\$79,064	\$1,241
<b>Subtotal</b>	<b>\$79,064</b>	<b>\$1,241</b>
<b>To.....From:</b> Pesticide Fund		
General Fund	\$3,697	
<b>Subtotal</b>	<b>\$3,697</b>	
<b>To.....From:</b> Petroleum and Petroleum Products Fund		
General Fund	\$4,025	
<b>Subtotal</b>	<b>\$4,025</b>	
<b>To.....From:</b> Proprietary School Students Protection Fund		
Bond Security and Redemption Fund	\$3	
<b>Subtotal</b>	<b>\$3</b>	
<b>To.....From:</b> Public Oyster Seed Ground Dev.		
General Fund	\$46	
<b>Subtotal</b>	<b>\$46</b>	
<b>To.....From:</b> Public Safety Complex Fund		
Capital Outlay Escrow Fund	\$6,015	
<b>Subtotal</b>	<b>\$6,015</b>	
<b>To.....From:</b> Public Safety DWI Testing, Maintenance, and Training Fund		
General Fund	\$575	
<b>Subtotal</b>	<b>\$575</b>	
<b>To.....From:</b> Public Safety Services Cafeteria		
General Fund		\$1
<b>Subtotal</b>		<b>\$1</b>
<b>To.....From:</b> Rehabilitation for the Blind and Visually Impaired Fund		
General Fund	\$1,500	\$750
<b>Subtotal</b>	<b>\$1,500</b>	<b>\$750</b>
<b>To.....From:</b> Reptile and Amphibian Research Fund		
General Fund	\$8	
<b>Subtotal</b>	<b>\$8</b>	
<b>To.....From:</b> Right to Know Fund		
General Fund	\$200	\$1
<b>Subtotal</b>	<b>\$200</b>	<b>\$1</b>
<b>To.....From:</b> Riverboat Gaming Enforcement Fund		

**SCHEDULE OF TRANSFERS TO AND DUE TO  
FOR THE YEAR ENDED JUNE 30,2004  
(EXPRESSED IN THOUSANDS)**

	<u>Transfers To</u>	<u>Due To</u>
Compulsive and Problem Gaming Fund	\$500	
General Fund	\$53,908	\$392
<b>Subtotal</b>	<b>\$54,408</b>	<b>\$392</b>
<b>To.....From:</b> Rockefeller Refuge Fund		
Capital Outlay Escrow Fund	\$1,120	
General Fund	\$2,425	\$66
Rockefeller Wildlife Refuge Trust and Protection Fund	\$185	\$40
<b>Subtotal</b>	<b>\$3,730</b>	<b>\$106</b>
<b>To.....From:</b> Rockefeller Wildlife Refuge Trust and Protection Fund		
General Fund	\$204	
<b>Subtotal</b>	<b>\$204</b>	
<b>To.....From:</b> Rural Development Fund		
General Fund	\$8,864	\$1,142
<b>Subtotal</b>	<b>\$8,864</b>	<b>\$1,142</b>
<b>To.....From:</b> Russell Sage or Marsh Island Refuge Fund		
Marsh Island Operating Fund	\$562	
<b>Subtotal</b>	<b>\$562</b>	
<b>To.....From:</b> Saltwater Fishery Enforcement Fund		
General Fund	\$747	
<b>Subtotal</b>	<b>\$747</b>	
<b>To.....From:</b> Scenic Rivers Fund		
General Fund	\$1	
<b>Subtotal</b>	<b>\$1</b>	
<b>To.....From:</b> School and District Accountability Fund		
General Fund	\$265	\$265
<b>Subtotal</b>	<b>\$265</b>	<b>\$265</b>
<b>To.....From:</b> Seafood Promotion and Marketing Fund		
General Fund	\$410	\$24
<b>Subtotal</b>	<b>\$410</b>	<b>\$24</b>
<b>To.....From:</b> Seed Commission Fund		
General Fund	\$228	\$3
<b>Subtotal</b>	<b>\$228</b>	<b>\$3</b>
<b>To.....From:</b> Severance Tax Fund		
General Fund		\$79
<b>Subtotal</b>		<b>\$79</b>
<b>To.....From:</b> Shrimp Marketing and Promotion Account		
General Fund	\$120	\$72
<b>Subtotal</b>	<b>\$120</b>	<b>\$72</b>
<b>To.....From:</b> Small Business Surety Bonding Fund		
General Fund	\$1,167	\$1
<b>Subtotal</b>	<b>\$1,167</b>	<b>\$1</b>
<b>To.....From:</b> Sports Facility Assistance Fund		
General Fund	\$56	\$56
<b>Subtotal</b>	<b>\$56</b>	<b>\$56</b>
<b>To.....From:</b> State Revenue Sharing Fund		
General Fund	\$90,000	

**SCHEDULE OF TRANSFERS TO AND DUE TO  
FOR THE YEAR ENDED JUNE 30,2004  
(EXPRESSED IN THOUSANDS)**

	<b>Subtotal</b>	<u>Transfers To</u>	<u>Due To</u>
		<b>\$90,000</b>	
<b>To.....From:</b> Structural Pest Control Commission Fund			
General Fund		\$702	
	<b>Subtotal</b>	<b>\$702</b>	
<b>To.....From:</b> Support Education in Louisiana First Fund			
General Fund		\$96,693	\$1,738
	<b>Subtotal</b>	<b>\$96,693</b>	<b>\$1,738</b>
<b>To.....From:</b> Sweet Potato Pests And Disease Fund			
General Fund		\$286	\$4
	<b>Subtotal</b>	<b>\$286</b>	<b>\$4</b>
<b>To.....From:</b> Tax Commission Expense Fund			
General Fund		\$443	
	<b>Subtotal</b>	<b>\$443</b>	
<b>To.....From:</b> Telecommunications for the Deaf Fund			
General Fund		\$1,566	\$453
	<b>Subtotal</b>	<b>\$1,566</b>	<b>\$453</b>
<b>To.....From:</b> Telephone Company Property Assessment Relief Fund			
General Fund		\$26,034	\$26,034
	<b>Subtotal</b>	<b>\$26,034</b>	<b>\$26,034</b>
<b>To.....From:</b> Tobacco Tax Health Care Fund			
General Fund		\$15,458	\$2,311
	<b>Subtotal</b>	<b>\$15,458</b>	<b>\$2,311</b>
<b>To.....From:</b> TOPS Fund			
General Fund		\$11,932	\$9
	<b>Subtotal</b>	<b>\$11,932</b>	<b>\$9</b>
<b>To.....From:</b> Transportation Infrastructure Model for Economic Development			
Capital Outlay Escrow Fund		\$155,044	\$12,226
	<b>Subtotal</b>	<b>\$155,044</b>	<b>\$12,226</b>
<b>To.....From:</b> Transportation Trust Fund			
Capital Outlay Escrow Fund		\$590,314	\$64,728
General Fund		\$411,569	\$15,960
	<b>Subtotal</b>	<b>\$1,001,883</b>	<b>\$80,688</b>
<b>To.....From:</b> Traumatic Head and Spinal Cord Injury Trust Fund			
General Fund		\$1,262	\$273
	<b>Subtotal</b>	<b>\$1,262</b>	<b>\$273</b>
<b>To.....From:</b> Trial Court Case Management Information Fund			
General Fund		\$1,590	
	<b>Subtotal</b>	<b>\$1,590</b>	
<b>To.....From:</b> Utility and Carrier Inspection and Supervision Fund			
General Fund		\$5,328	
	<b>Subtotal</b>	<b>\$5,328</b>	
<b>To.....From:</b> Video Draw Poker Device Fund			
Compulsive and Problem Gaming Fund		\$500	
General Fund		\$174,280	\$15,070
	<b>Subtotal</b>	<b>\$174,780</b>	<b>\$15,070</b>
<b>To.....From:</b> Video Draw Poker Device Purse Supplement Fund			

**SCHEDULE OF TRANSFERS TO AND DUE TO  
FOR THE YEAR ENDED JUNE 30,2004  
(EXPRESSED IN THOUSANDS)**

	<u>Transfers To</u>	<u>Due To</u>
General Fund	\$2,810	
<b>Subtotal</b>	<b>\$2,810</b>	
<b>To.....From:</b> Waste Tire Management Fund		
Environmental Trust Fund	\$85	\$85
General Fund	\$7,765	\$636
<b>Subtotal</b>	<b>\$7,850</b>	<b>\$721</b>
<b>To.....From:</b> Weights and Measures Fund		
General Fund	\$1,683	\$43
<b>Subtotal</b>	<b>\$1,683</b>	<b>\$43</b>
<b>To.....From:</b> Wetlands Conservation and Restoration Fund		
General Fund	\$31,244	
<b>Subtotal</b>	<b>\$31,244</b>	
<b>To.....From:</b> Wildlife Habitat and Natural Heritage Trust Fund		
Capital Outlay Escrow Fund	\$48	
General Fund	\$200	
<b>Subtotal</b>	<b>\$248</b>	
<b>To.....From:</b> Youthful Offender Management Fund		
General Fund	\$854	\$5
<b>Subtotal</b>	<b>\$854</b>	<b>\$5</b>
<b>Total</b>	<b>\$13,212,319</b>	<b>\$1,522,688</b>

**SCHEDULE OF TRANSFERS FROM AND DUE FROM  
FOR THE YEAR ENDED JUNE 30,2004  
(EXPRESSED IN THOUSANDS)**

	<u>Transfer From</u>	<u>Due From</u>
<b>From.... To:</b> Academic Improvement Fund		
Bond Security and Redemption Fund	\$19	
General Fund	\$254	
	<b>Subtotal</b>	
	<b>\$273</b>	
<b>From.... To:</b> Acquatic Plant Control		
Bond Security and Redemption Fund	\$649	\$15
	<b>Subtotal</b>	<b>\$15</b>
	<b>\$649</b>	
<b>From.... To:</b> Administrative Fund of the Department of Insurance		
Bond Security and Redemption Fund	\$747	\$742
	<b>Subtotal</b>	<b>\$742</b>
	<b>\$747</b>	
<b>From.... To:</b> Agricultural Commodity Commission Self Insurance Fund		
Bond Security and Redemption Fund	\$51	
General Fund		\$112
	<b>Subtotal</b>	<b>\$112</b>
	<b>\$51</b>	
<b>From.... To:</b> Agriculture Commodity Dealers & Warehouse Fund		
Bond Security and Redemption Fund	\$1,041	\$44
	<b>Subtotal</b>	<b>\$44</b>
	<b>\$1,041</b>	
<b>From.... To:</b> Apiary Fund		
Bond Security and Redemption Fund	\$2	
	<b>Subtotal</b>	
	<b>\$2</b>	
<b>From.... To:</b> Archaeological Curation Fund		
Bond Security and Redemption Fund	\$30	\$5
	<b>Subtotal</b>	<b>\$5</b>
	<b>\$30</b>	
<b>From.... To:</b> Artificial Reef Development Fund		
Bond Security and Redemption Fund	\$6,526	
	<b>Subtotal</b>	
	<b>\$6,526</b>	
<b>From.... To:</b> Avoyelles Parish Local Government Gaming Mitigation Fund		
Bond Security and Redemption Fund	\$1,824	\$459
	<b>Subtotal</b>	<b>\$459</b>
	<b>\$1,824</b>	
<b>From.... To:</b> Battered Women's Shelter Fund		
Bond Security and Redemption Fund	\$94	\$14
	<b>Subtotal</b>	<b>\$14</b>
	<b>\$94</b>	
<b>From.... To:</b> Beautification/Improvements of N.O. City Park		
Bond Security and Redemption Fund	\$1	
Pari-Mutuel Live Racing Facility Gaming Control Fund	\$400	
	<b>Subtotal</b>	
	<b>\$401</b>	
<b>From.... To:</b> Black Bear Account		
Bond Security and Redemption Fund	\$24	
	<b>Subtotal</b>	
	<b>\$24</b>	

**SCHEDULE OF TRANSFERS FROM AND DUE FROM  
FOR THE YEAR ENDED JUNE 30,2004  
(EXPRESSED IN THOUSANDS)**

	<u>Transfer From</u>	<u>Due From</u>
<b>From.... To:</b> Blind Vendors Trust Fund		
Bond Security and Redemption Fund	\$376	
General Fund		\$7
	<b>Subtotal</b>	<b>\$7</b>
<b>From.... To:</b> Boll Weevil Eradication Fund		
Bond Security and Redemption Fund	\$10,918	\$239
General Fund		\$72
	<b>Subtotal</b>	<b>\$311</b>
<b>From.... To:</b> Bond Security and Redemption Fund		
Capital Outlay Escrow Fund	\$3,643	
General Fund	\$220	\$314,372
Help Louisiana Vote Fund	\$19	
Liquified Petroleum Gas Commission Rainy Day Fund		\$121
Louisiana Lottery Corporation	\$121,197	\$10,336
Oil Spill Contingency Fund	\$4,290	
Oyster Sanitation Fund		\$14
Proprietary School Students Protection Fund	\$3	
	<b>Subtotal</b>	<b>\$324,843</b>
<b>From.... To:</b> Budget Stabilization Fund		
Bond Security and Redemption Fund	\$34,476	\$32,374
General Fund	\$5,757	\$5,757
	<b>Subtotal</b>	<b>\$38,131</b>
<b>From.... To:</b> Capital Outlay Escrow Fund		
Artificial Reef Development Fund	\$541	
Bond Security and Redemption Fund	\$4,268	
Conservation Fund	\$430	
Federal Energy Settlement Fund	\$1,273	
General Fund	\$23,247	\$497
Louisiana Economic Development Fund	\$20,421	\$4,619
Louisiana Investment Fund for Enhancement	\$361	
Louisiana State Parks Improvement and Repair Fund	\$4,900	
Public Safety Complex Fund	\$6,015	
Rockefeller Refuge Fund	\$1,120	
Transportation Infrastructure Model for Economic Development	\$155,044	\$12,226
Transportation Trust Fund	\$590,314	\$64,728
Wildlife Habitat and Natural Heritage Trust Fund	\$48	
	<b>Subtotal</b>	<b>\$82,070</b>
<b>From.... To:</b> Casino Gaming Proceeds Fund		
Bond Security and Redemption Fund	\$124	



**SCHEDULE OF TRANSFERS FROM AND DUE FROM  
FOR THE YEAR ENDED JUNE 30,2004  
(EXPRESSED IN THOUSANDS)**

	<u>Transfer From</u>	<u>Due From</u>
	<b>Subtotal</b>	
<b>From.... To:</b> Children's Trust Fund	<b>\$124</b>	
Bond Security and Redemption Fund	\$807	\$150
	<b>Subtotal</b>	<b>\$150</b>
<b>From.... To:</b> Choose Life Fund		
Bond Security and Redemption Fund	\$2	
	<b>Subtotal</b>	<b>\$2</b>
<b>From.... To:</b> Coastal Mitigation Account		
Bond Security and Redemption Fund	\$199	
	<b>Subtotal</b>	<b>\$199</b>
<b>From.... To:</b> Coastal Resources Trust Fund		
Bond Security and Redemption Fund	\$763	\$10
	<b>Subtotal</b>	<b>\$10</b>
<b>From.... To:</b> Commercial Feed Fund		
Bond Security and Redemption Fund	\$378	
	<b>Subtotal</b>	<b>\$378</b>
<b>From.... To:</b> Compulsive and Problem Gaming Fund		
Bond Security and Redemption Fund	\$528	\$500
General Fund		\$127
Lottery Proceeds Fund	\$500	
Riverboat Gaming Enforcement Fund	\$500	
Video Draw Poker Device Fund	\$500	
	<b>Subtotal</b>	<b>\$627</b>
<b>From.... To:</b> Concealed Handgun Permit Fund		
Bond Security and Redemption Fund	\$191	\$6
General Fund		\$68
	<b>Subtotal</b>	<b>\$74</b>
<b>From.... To:</b> Conservation Fund		
Bond Security and Redemption Fund	\$47,764	\$4,254
General Fund		\$546
	<b>Subtotal</b>	<b>\$4,800</b>
<b>From.... To:</b> Crime Victims' Reparation Fund		
Bond Security and Redemption Fund	\$1,329	\$114
General Fund		\$176
	<b>Subtotal</b>	<b>\$290</b>
<b>From.... To:</b> Criminal Identification and Information Fund		
Bond Security and Redemption Fund	\$2,860	\$111
General Fund	\$3,297	
	<b>Subtotal</b>	<b>\$111</b>
<b>From.... To:</b> Crop Pests and Disease Fund		

**SCHEDULE OF TRANSFERS FROM AND DUE FROM  
FOR THE YEAR ENDED JUNE 30,2004  
(EXPRESSED IN THOUSANDS)**

	<u>Transfer From</u>	<u>Due From</u>
Bond Security and Redemption Fund	\$78	
<b>Subtotal</b>	<b>\$78</b>	
<b>From.... To:</b> Deficit Elimination/Capital Outlay Escrow Replenishment Fund		
Capital Outlay Escrow Fund	\$6	
<b>Subtotal</b>	<b>\$6</b>	
<b>From.... To:</b> Director of Worker's Compensation Revolving Fund		
Bond Security and Redemption Fund	\$59	\$3
<b>Subtotal</b>	<b>\$59</b>	<b>\$3</b>
<b>From.... To:</b> Disability Affairs Trust Fund		
Bond Security and Redemption Fund	\$137	\$9
<b>Subtotal</b>	<b>\$137</b>	<b>\$9</b>
<b>From.... To:</b> DNA Testing Post Conviction Relief for Indigents		
General Fund	\$38	
<b>Subtotal</b>	<b>\$38</b>	
<b>From.... To:</b> DOTD Right of Way Permit Processing Fund		
Bond Security and Redemption Fund	\$354	\$14
<b>Subtotal</b>	<b>\$354</b>	<b>\$14</b>
<b>From.... To:</b> Drug Abuse Education and Treatment Fund		
Bond Security and Redemption Fund	\$175	\$10
<b>Subtotal</b>	<b>\$175</b>	<b>\$10</b>
<b>From.... To:</b> Economics and Rate Analysis Div. and Hearing Examiners Su		
Bond Security and Redemption Fund	\$636	\$162
<b>Subtotal</b>	<b>\$636</b>	<b>\$162</b>
<b>From.... To:</b> Education Excellence Fund		
Bond Security and Redemption Fund	\$27,114	
<b>Subtotal</b>	<b>\$27,114</b>	
<b>From.... To:</b> Emergency Medical Technical Fund		
Bond Security and Redemption Fund	\$4	
<b>Subtotal</b>	<b>\$4</b>	
<b>From.... To:</b> Enforcement and Emergency Response Acct.		
Bond Security and Redemption Fund	\$77	\$3
<b>Subtotal</b>	<b>\$77</b>	<b>\$3</b>
<b>From.... To:</b> Environmental Trust Fund		
Bond Security and Redemption Fund	\$51,914	\$1,814
General Fund		\$2,122
Hazardous Waste Site Cleanup Fund	\$11,049	\$2,239
Lead Hazard Reduction Fund	\$12	\$12
Motor Fuels Underground Storage Tank Trust Fund	\$1,124	\$1,124
Waste Tire Management Fund	\$85	\$85
<b>Subtotal</b>	<b>\$64,184</b>	<b>\$7,396</b>

**SCHEDULE OF TRANSFERS FROM AND DUE FROM  
FOR THE YEAR ENDED JUNE 30,2004  
(EXPRESSED IN THOUSANDS)**

	<u>Transfer From</u>	<u>Due From</u>
<b>From.... To:</b> Equine Health Studies Program Fund		
Pari-Mutuel Live Racing Facility Gaming Control Fund	\$750	
	<b>Subtotal</b>	
	<b>\$750</b>	
<b>From.... To:</b> Explosives Trust Fund		
Bond Security and Redemption Fund	\$60	\$7
	<b>Subtotal</b>	<b>\$7</b>
<b>From.... To:</b> Federal Energy Settlement Fund		
General Fund		\$204
	<b>Subtotal</b>	<b>\$204</b>
<b>From.... To:</b> Feed Commission Fund		
Bond Security and Redemption Fund	\$254	
	<b>Subtotal</b>	
	<b>\$254</b>	
<b>From.... To:</b> Fertilizer Fund		
Bond Security and Redemption Fund	\$407	
	<b>Subtotal</b>	
	<b>\$407</b>	
<b>From.... To:</b> Fire Insurance Fund		
Bond Security and Redemption Fund	\$13,810	
	<b>Subtotal</b>	
	<b>\$13,810</b>	
<b>From.... To:</b> Fire Protection Trust		
Bond Security and Redemption Fund	\$218	\$28
	<b>Subtotal</b>	<b>\$28</b>
<b>From.... To:</b> Fire Sprinkler Trust		
Bond Security and Redemption Fund	\$42	\$5
	<b>Subtotal</b>	<b>\$5</b>
<b>From.... To:</b> Fishermen's Gear Compensation Fund		
Bond Security and Redemption Fund	\$1,004	\$26
	<b>Subtotal</b>	<b>\$26</b>
<b>From.... To:</b> Forest Protection Fund		
Bond Security and Redemption Fund	\$792	\$1
	<b>Subtotal</b>	<b>\$1</b>
<b>From.... To:</b> Forestry Productivity Fund		
Bond Security and Redemption Fund	\$5	
General Fund	\$2,926	\$625
	<b>Subtotal</b>	<b>\$625</b>
<b>From.... To:</b> Formosan Termite Initiative Fund		
Bond Security and Redemption Fund	\$15	
	<b>Subtotal</b>	
	<b>\$15</b>	
<b>From.... To:</b> Fraud Detection Fund		
Bond Security and Redemption Fund	\$429	\$64
	<b>Subtotal</b>	<b>\$64</b>

**SCHEDULE OF TRANSFERS FROM AND DUE FROM  
FOR THE YEAR ENDED JUNE 30,2004  
(EXPRESSED IN THOUSANDS)**

<b>From.... To:</b>	<b>Transfer From</b>	<b>Due From</b>
General Aviation and Reliever Airport Maintenance Grant Prog		
Bond Security and Redemption Fund	\$1	
	<b>Subtotal</b>	<b>\$1</b>
<b>From.... To:</b> General Fund		
Academic Improvement Fund	\$1,500	\$1,500
Acquatic Plant Control	\$138	\$20
Administrative Fund of the Department of Insurance	\$530	\$229
Administrative Services		\$400
Agricultural Commodity Commission Self Insurance Fund	\$88	
Agricultural Commodity Dealers & Warehouse Fund	\$1,041	\$46
Apiary Fund	\$2	\$2
Artificial Reef Development Fund	\$667	\$116
Avoyelles Parish Local Government Gaming Mitigation Fund	\$1,824	\$459
Battered Women's Shelter Fund	\$93	\$3
Black Bear Account	\$2	
Blind Vendors Trust Fund	\$380	
Boll Weevil Eradication Fund	\$12,741	\$2,000
Bond Security and Redemption Fund	\$7,898,966	\$667,818
Capital Outlay Escrow Fund	\$8,457	\$2,149
Casino Gaming Proceeds Fund	\$1,666	\$124
Children's Trust Fund	\$923	\$457
Coastal Resources Trust Fund	\$723	\$70
Commercial Feed Fund	\$378	
Compulsive and Problem Gaming Fund	\$2,427	
Concealed Handgun Permit Fund	\$310	
Conservation Fund	\$42,835	
Crime Victims' Reparation Fund	\$1,724	
Criminal Identification and Information Fund	\$2,627	
Crop Pests and Disease Fund	\$78	\$3
Deficit Elimination/Capital Outlay Escrow Replenishment Fund	\$2,716	\$6
Disability Affairs Trust Fund	\$233	\$6
DNA Testing Post Conviction Relief for Indigents	\$2	\$2
Donald J. Thibodeaux Training Complex		\$7
DOTD Right of Way Permit Processing Fund	\$427	
Drug Abuse Education and Treatment Fund	\$51	\$4
Economics and Rate Analysis Div. and Hearing Examiners Supp. Fee F	\$708	\$36
Education Excellence Fund	\$30,493	
Employment Security Administrative Account	\$5,000	\$4,437

**SCHEDULE OF TRANSFERS FROM AND DUE FROM  
FOR THE YEAR ENDED JUNE 30,2004  
(EXPRESSED IN THOUSANDS)**

	<u>Transfer From</u>	<u>Due From</u>
Environmental Trust Fund	\$56,743	
Explosives Trust Fund	\$26	
Federal Energy Settlement Fund	\$6,026	
Feed Commission Fund	\$254	
Fertilizer Fund	\$407	
Fire Insurance Fund	\$11,866	
Fire Sprinkler Trust	\$39	\$23
Fishermen's Gear Compensation Fund	\$642	
Forest Protection Fund	\$792	\$3
Forestry Productivity Fund	\$2,787	
Fraud Detection Fund	\$1,126	\$72
Greater New Orleans Expressway Commission Additional Cost Fund	\$11	\$5
Hazardous Materials Emergency Response Fund	\$115	
Hazardous Waste Site Cleanup Fund	\$1,939	\$127
Health Excellence Fund	\$8,585	\$9
Health Trust Fund	\$14,100	
Horticulture Commission Fund	\$764	
Incentive Fund	\$66	
Insurance Fraud Investigation Fund	\$3,114	
Jackson Regional Laundry		\$100
Judges' Supplemental Compensation Fund	\$4,000	
Keep Louisiana Beautiful Fund	\$1	\$1
Labor Penalty and Interest Acct	\$2,698	\$161
Labor Workforce Development Training Account	\$35,177	\$5,778
Lead Hazard Reduction Fund	\$55	\$55
Liquified Petroleum Gas Commission Rainy Day Fund	\$629	\$9
Livestock Brand Commission Fund	\$10	
Lottery Proceeds Fund	\$112,739	
Louisiana Agricultural Finance Authority Fund	\$12,154	
Louisiana Alarm Regulatory Trust Fund	\$256	\$178
Louisiana Alligator Market Development Fund	\$19	
Louisiana Alligator Resource Fund	\$1,076	\$74
Louisiana Charter School Start-Up Loan Fund	\$870	\$70
Louisiana Duck Stamp Fund	\$385	\$54
Louisiana Economic Development Fund	\$30,988	\$5,335
Louisiana Environmental Education Fund	\$70	
Louisiana Fire Marshall Fund	\$10,731	
Louisiana Fund	\$9,462	\$28

**SCHEDULE OF TRANSFERS FROM AND DUE FROM  
FOR THE YEAR ENDED JUNE 30,2004  
(EXPRESSED IN THOUSANDS)**

	<u>Transfer From</u>	<u>Due From</u>
Louisiana Fur and Alligator Public Education and Marketing Fund	\$91	\$16
Louisiana Manufactured Housing Commission Fund	\$311	
Louisiana Medical Assistance Trust Fund	\$94,739	
Louisiana Opportunity Loan Fund		\$2,250
Louisiana Quality Education Support Fund	\$28,466	\$8,127
Louisiana State Police Salary Fund	\$14,658	\$27
Louisiana Technology Innovations Fund	\$3,169	\$39
Louisiana Tourism Promotion District	\$19,056	\$2,918
Louisiana Towing and Storage Fund	\$414	\$197
Louisiana Underwater Obstruction Removal Fund	\$122	
Louisiana Wild Turkey Stamp Fund	\$25	
Louisiana Worker's Compensation Second Injury Fund	\$35,162	
Marketing Fund	\$2,027	\$734
Marsh Island Operating Fund	\$562	\$27
Medicaid School-Based Administrative Claiming Trust Fund	\$1,891	\$519
Medicaid Trust Fund for the Elderly	\$29,548	\$4,350
Mineral Resources Audit and Collection Fund	\$7,746	\$90
Motor Carrier Regulation Fund	\$6,347	\$43
Motor Fuels Underground Storage Tank Trust Fund	\$19,201	\$1,086
Motorcycle Safety Awareness & Operator Training Program Fund	\$141	\$20
Municipal Facilities Revolving Loan Fund	\$883	\$79
Municipal Fire and Police Civil Service Operating Fund	\$1,291	\$27
Office of Motor Vehicle Customer Service and Technology Fund	\$8,112	\$1,130
Office of Telecommunications Management		\$4
Office of Worker's Compensation Administrative Fund	\$10,333	\$314
Oil and Gas Regulatory Fund	\$8,380	\$6
Oil Spill Contingency Fund	\$1,864	\$157
Oilfield Site Restoration Fund	\$4,385	
Oyster Development Account	\$262	\$12
Oyster Sanitation Fund	\$204	\$19
Pari-Mutuel Live Racing Facility Gaming Control Fund	\$17,821	\$2,275
Parish and Municipalities Excellence Fund	\$1,590	\$198
Parish and Municipalities Funds	\$26,739	\$7,841
Patient's Compensation Fund	\$79,064	\$1,241
Pesticide Fund	\$3,697	
Petroleum and Petroleum Products Fund	\$4,025	
Public Oyster Seed Ground Dev.	\$46	
Public Safety DWI Testing, Maintenance, and Training Fund	\$575	

**SCHEDULE OF TRANSFERS FROM AND DUE FROM  
FOR THE YEAR ENDED JUNE 30,2004  
(EXPRESSED IN THOUSANDS)**

	<u>Transfer From</u>	<u>Due From</u>
Public Safety Services Cafeteria		\$1
Rehabilitation for the Blind and Visually Impaired Fund	\$1,500	\$750
Reptile and Amphibian Research Fund	\$8	
Right to Know Fund	\$200	\$1
Riverboat Gaming Enforcement Fund	\$53,908	\$392
Rockefeller Refuge Fund	\$2,425	\$66
Rockefeller Wildlife Refuge Trust and Protection Fund	\$204	
Rural Development Fund	\$8,864	\$1,142
Saltwater Fishery Enforcement Fund	\$747	
Scenic Rivers Fund	\$1	
School and District Accountability Fund	\$265	\$265
Seafood Promotion and Marketing Fund	\$410	\$24
Seed Commission Fund	\$228	\$3
Severance Tax Fund		\$79
Shrimp Marketing and Promotion Account	\$120	\$72
Small Business Surety Bonding Fund	\$1,167	\$1
Sports Facility Assistance Fund	\$56	\$56
State Revenue Sharing Fund	\$90,000	
Structural Pest Control Commission Fund	\$702	
Support Education in Louisiana First Fund	\$96,693	\$1,738
Sweet Potato Pests And Disease Fund	\$286	\$4
Tax Commission Expense Fund	\$443	
Telecommunications for the Deaf Fund	\$1,566	\$453
Telephone Company Property Assessment Relief Fund	\$26,034	\$26,034
Tobacco Tax Health Care Fund	\$15,458	\$2,311
TOPS Fund	\$11,932	\$9
Transportation Trust Fund	\$411,569	\$15,960
Traumatic Head and Spinal Cord Injury Trust Fund	\$1,262	\$273
Trial Court Case Management Information Fund	\$1,590	
Utility and Carrier Inspection and Supervision Fund	\$5,328	
Video Draw Poker Device Fund	\$174,280	\$15,070
Video Draw Poker Purse Supplement Fund	\$2,810	
Waste Tire Management Fund	\$7,765	\$636
Weights and Measures Fund	\$1,683	\$43
Wetlands Conservation and Restoration Fund	\$31,244	
Wildlife Habitat and Natural Heritage Trust Fund	\$200	
Youthful Offender Management Fund	\$854	\$5
	<b>Subtotal</b>	<b>\$791,110</b>
	<b>\$9,735,221</b>	

**SCHEDULE OF TRANSFERS FROM AND DUE FROM  
FOR THE YEAR ENDED JUNE 30,2004  
(EXPRESSED IN THOUSANDS)**

	<u>Transfer From</u>	<u>Due From</u>
<b>From.... To:</b> Greater New Orleans Expressway Commission Additional Cos		
Bond Security and Redemption Fund	\$11	
<b>Subtotal</b>	<b>\$11</b>	
<b>From.... To:</b> Hazardous Materials Emergency Response Fund		
Bond Security and Redemption Fund	\$177	\$13
<b>Subtotal</b>	<b>\$177</b>	<b>\$13</b>
<b>From.... To:</b> Hazardous Waste Site Cleanup Fund		
Bond Security and Redemption Fund	\$12,449	\$1,928
Motor Fuels Underground Storage Tank Trust Fund	\$251	\$251
<b>Subtotal</b>	<b>\$12,700</b>	<b>\$2,179</b>
<b>From.... To:</b> Health Excellence Fund		
Bond Security and Redemption Fund	\$27,313	
<b>Subtotal</b>	<b>\$27,313</b>	
<b>From.... To:</b> Health Trust Fund		
Bond Security and Redemption Fund	\$37	
Medicaid Trust Fund for the Elderly	\$16,660	\$1,462
<b>Subtotal</b>	<b>\$16,697</b>	<b>\$1,462</b>
<b>From.... To:</b> Higher Education Initiatives Fund		
Bond Security and Redemption Fund	\$43	
General Fund	\$8,200	
Pari-Mutuel Live Racing Facility Gaming Control Fund	\$50	
<b>Subtotal</b>	<b>\$8,293</b>	
<b>From.... To:</b> Horticulture Commission Fund		
Bond Security and Redemption Fund	\$767	
<b>Subtotal</b>	<b>\$767</b>	
<b>From.... To:</b> Incentive Fund		
Bond Security and Redemption Fund	\$42	
<b>Subtotal</b>	<b>\$42</b>	
<b>From.... To:</b> Insurance Fraud Investigation Fund		
Bond Security and Redemption Fund	\$2,720	
General Fund		\$136
<b>Subtotal</b>	<b>\$2,720</b>	<b>\$136</b>
<b>From.... To:</b> Judges' Supplemental Compensation Fund		
Bond Security and Redemption Fund	\$4,005	
<b>Subtotal</b>	<b>\$4,005</b>	
<b>From.... To:</b> Keep Louisiana Beautiful Fund		
Bond Security and Redemption Fund	\$1	
<b>Subtotal</b>	<b>\$1</b>	
<b>From.... To:</b> Labor Penalty and Interest Acct		
General Fund		\$24



**SCHEDULE OF TRANSFERS FROM AND DUE FROM  
FOR THE YEAR ENDED JUNE 30,2004  
(EXPRESSED IN THOUSANDS)**

	<u>Transfer From</u>	<u>Due From</u>
	<b>Subtotal</b>	<b>\$24</b>
<b>From.... To:</b> Labor Workforce Development Training Account		
General Fund		\$174
	<b>Subtotal</b>	<b>\$174</b>
<b>From.... To:</b> Lead Hazard Reduction Fund		
Bond Security and Redemption Fund	\$84	
	<b>Subtotal</b>	<b>\$84</b>
<b>From.... To:</b> Lifetime License Endowment Trust Fund		
Bond Security and Redemption Fund	\$1,284	\$33
	<b>Subtotal</b>	<b>\$33</b>
<b>From.... To:</b> Liquefied Petroleum Gas Commission Rainy Day Fund		
Bond Security and Redemption Fund	\$529	
	<b>Subtotal</b>	<b>\$529</b>
<b>From.... To:</b> Livestock Brand Commission Fund		
Bond Security and Redemption Fund	\$10	
	<b>Subtotal</b>	<b>\$10</b>
<b>From.... To:</b> Lottery Proceeds Fund		
Bond Security and Redemption Fund	\$121,819	\$10,336
General Fund		\$860
	<b>Subtotal</b>	<b>\$11,196</b>
<b>From.... To:</b> Louisiana Agricultural Finance Authority Fund		
Bond Security and Redemption Fund	\$5	
Pari-Mutuel Live Racing Facility Gaming Control Fund	\$12,000	
	<b>Subtotal</b>	<b>\$12,005</b>
<b>From.... To:</b> Louisiana Alarm Regulatory Trust Fund		
Bond Security and Redemption Fund	\$286	\$33
	<b>Subtotal</b>	<b>\$33</b>
<b>From.... To:</b> Louisiana Alligator Market Development Fund		
Bond Security and Redemption Fund	\$19	
	<b>Subtotal</b>	<b>\$19</b>
<b>From.... To:</b> Louisiana Alligator Resource Fund		
Bond Security and Redemption Fund	\$712	
	<b>Subtotal</b>	<b>\$712</b>
<b>From.... To:</b> Louisiana Charter School Start-Up Loan Fund		
Bond Security and Redemption Fund	\$104	\$33
	<b>Subtotal</b>	<b>\$33</b>
<b>From.... To:</b> Louisiana Duck Stamp Fund		
Bond Security and Redemption Fund	\$728	\$2
Capital Outlay Escrow Fund	\$31	
	<b>Subtotal</b>	<b>\$2</b>

**SCHEDULE OF TRANSFERS FROM AND DUE FROM  
FOR THE YEAR ENDED JUNE 30,2004  
(EXPRESSED IN THOUSANDS)**

	<u>Transfer From</u>	<u>Due From</u>
<b>From.... To:</b> Louisiana Economic Development Fund		
Bond Security and Redemption Fund	\$16,268	\$1,966
Capital Outlay Escrow Fund	\$10,984	\$3,408
General Fund	\$4,339	
	<b>Subtotal</b>	<b>\$5,374</b>
<b>From.... To:</b> Louisiana Education Quality Trust Fund		
Bond Security and Redemption Fund	\$25,160	\$716
	<b>Subtotal</b>	<b>\$716</b>
<b>From.... To:</b> Louisiana Environmental Education Fund		
Bond Security and Redemption Fund	\$671	\$18
	<b>Subtotal</b>	<b>\$18</b>
<b>From.... To:</b> Louisiana Fire Marshall Fund		
Bond Security and Redemption Fund	\$9,022	
General Fund		\$368
	<b>Subtotal</b>	<b>\$368</b>
<b>From.... To:</b> Louisiana Fund		
Bond Security and Redemption Fund	\$14,191	
	<b>Subtotal</b>	<b>\$14,191</b>
<b>From.... To:</b> Louisiana Fur and Alligator Public Education and Marketing F		
Bond Security and Redemption Fund	\$76	
	<b>Subtotal</b>	<b>\$76</b>
<b>From.... To:</b> Louisiana Help Our Wildlife Fund		
Bond Security and Redemption Fund	\$12	
	<b>Subtotal</b>	<b>\$12</b>
<b>From.... To:</b> Louisiana Manufactured Housing Commission Fund		
Bond Security and Redemption Fund	\$319	\$1
General Fund		\$3
	<b>Subtotal</b>	<b>\$4</b>
<b>From.... To:</b> Louisiana Medical Assistance Trust Fund		
Bond Security and Redemption Fund	\$95,894	\$10,921
Fraud Detection Fund	\$3,034	\$3,034
General Fund	\$208,703	\$13,490
Incentive Fund	\$3,220	\$3,220
Insurance Fraud Investigation Fund	\$1,932	\$1,932
Mineral Resources Audit and Collection Fund	\$2,000	\$2,000
	<b>Subtotal</b>	<b>\$34,597</b>
<b>From.... To:</b> Louisiana Office Facilities Corporation		
Capital Outlay Escrow Fund	\$1,272	
	<b>Subtotal</b>	<b>\$1,272</b>
<b>From.... To:</b> Louisiana Quality Education Support Fund		

**SCHEDULE OF TRANSFERS FROM AND DUE FROM  
FOR THE YEAR ENDED JUNE 30,2004  
(EXPRESSED IN THOUSANDS)**

	<u>Transfer From</u>	<u>Due From</u>
Bond Security and Redemption Fund	\$65,074	\$2,148
Louisiana Education Quality Trust Fund		\$21,204
<b>Subtotal</b>	<b>\$65,074</b>	<b>\$23,352</b>
<b>From.... To:</b> Louisiana State Parks Improvement and Repair Fund		
Bond Security and Redemption Fund	\$5,715	\$623
<b>Subtotal</b>	<b>\$5,715</b>	<b>\$623</b>
<b>From.... To:</b> Louisiana State Police Salary Fund		
Bond Security and Redemption Fund	\$15,600	\$2,873
<b>Subtotal</b>	<b>\$15,600</b>	<b>\$2,873</b>
<b>From.... To:</b> Louisiana Technology Innovations Fund		
Bond Security and Redemption Fund	\$49	
General Fund	\$993	
<b>Subtotal</b>	<b>\$1,042</b>	
<b>From.... To:</b> Louisiana Tourism Promotion District		
General Fund	\$2,001	\$2,001
<b>Subtotal</b>	<b>\$2,001</b>	<b>\$2,001</b>
<b>From.... To:</b> Louisiana Towing and Storage Fund		
Bond Security and Redemption Fund	\$414	\$154
<b>Subtotal</b>	<b>\$414</b>	<b>\$154</b>
<b>From.... To:</b> Louisiana Underwater Obstruction Removal Fund		
Bond Security and Redemption Fund	\$1	
Fishermen's Gear Compensation Fund	\$250	
<b>Subtotal</b>	<b>\$251</b>	
<b>From.... To:</b> Louisiana Wild Turkey Stamp Fund		
Bond Security and Redemption Fund	\$62	
<b>Subtotal</b>	<b>\$62</b>	
<b>From.... To:</b> Louisiana Worker's Compensation Second Injury Fund		
Bond Security and Redemption Fund	\$35,614	
General Fund		\$52
<b>Subtotal</b>	<b>\$35,614</b>	<b>\$52</b>
<b>From.... To:</b> Marketing Fund		
Bond Security and Redemption Fund	\$2,000	
<b>Subtotal</b>	<b>\$2,000</b>	
<b>From.... To:</b> Marsh Island Operating Fund		
Russell Sage or Marsh Island Refuge Fund	\$562	
<b>Subtotal</b>	<b>\$562</b>	
<b>From.... To:</b> Medicaid School-Based Administrative Claiming Trust Fund		
Bond Security and Redemption Fund	\$1,891	\$377
<b>Subtotal</b>	<b>\$1,891</b>	<b>\$377</b>
<b>From.... To:</b> Medicaid Trust Fund for the Elderly		

**SCHEDULE OF TRANSFERS FROM AND DUE FROM  
FOR THE YEAR ENDED JUNE 30,2004  
(EXPRESSED IN THOUSANDS)**

	<u>Transfer From</u>	<u>Due From</u>
Bond Security and Redemption Fund	\$45,502	\$4,387
<b>Subtotal</b>	<b>\$45,502</b>	<b>\$4,387</b>
<b>From.... To:</b> Medical Assistance Programs Fraud Detection Fund		
Bond Security and Redemption Fund	\$3,389	\$1
<b>Subtotal</b>	<b>\$3,389</b>	<b>\$1</b>
<b>From.... To:</b> Mineral Resources Audit and Collection Fund		
Bond Security and Redemption Fund	\$12,772	\$83
<b>Subtotal</b>	<b>\$12,772</b>	<b>\$83</b>
<b>From.... To:</b> Mineral Revenue Audit and Settlement Fund		
Bond Security and Redemption Fund	\$64	
<b>Subtotal</b>	<b>\$64</b>	
<b>From.... To:</b> Motor Carrier Regulation Fund		
Bond Security and Redemption Fund	\$5,935	\$54
General Fund		\$2
<b>Subtotal</b>	<b>\$5,935</b>	<b>\$56</b>
<b>From.... To:</b> Motor Fuels Underground Storage Tank Trust Fund		
Bond Security and Redemption Fund	\$21,591	\$1,721
<b>Subtotal</b>	<b>\$21,591</b>	<b>\$1,721</b>
<b>From.... To:</b> Motorcycle Safety Awareness & Operator Training Program F		
Bond Security and Redemption Fund	\$141	\$3
<b>Subtotal</b>	<b>\$141</b>	<b>\$3</b>
<b>From.... To:</b> Municipal Fire and Police Civil Service Operating Fund		
Bond Security and Redemption Fund	\$1,283	
General Fund		\$27
<b>Subtotal</b>	<b>\$1,283</b>	<b>\$27</b>
<b>From.... To:</b> Natural Heritage Account		
Bond Security and Redemption Fund	\$20	
<b>Subtotal</b>	<b>\$20</b>	
<b>From.... To:</b> Nursing Home Residents' Trust Fund		
Bond Security and Redemption Fund	\$331	
<b>Subtotal</b>	<b>\$331</b>	
<b>From.... To:</b> Office of Motor Vehicle Customer Service and Technology Fu		
Bond Security and Redemption Fund	\$6,144	\$127
<b>Subtotal</b>	<b>\$6,144</b>	<b>\$127</b>
<b>From.... To:</b> Office of Worker's Compensation Administrative Fund		
Bond Security and Redemption Fund	\$11,444	\$625
<b>Subtotal</b>	<b>\$11,444</b>	<b>\$625</b>
<b>From.... To:</b> Oil and Gas Regulatory Fund		
Bond Security and Redemption Fund	\$8,439	\$33
General Fund	\$837	\$206

**SCHEDULE OF TRANSFERS FROM AND DUE FROM  
FOR THE YEAR ENDED JUNE 30,2004  
(EXPRESSED IN THOUSANDS)**

	<u>Transfer From</u>	<u>Due From</u>
	<b>Subtotal</b>	<b>\$239</b>
<b>From.... To:</b> Oil Spill Contingency Fund		
Bond Security and Redemption Fund		\$2
	<b>Subtotal</b>	<b>\$2</b>
<b>From.... To:</b> Oilfield Site Restoration Fund		
Bond Security and Redemption Fund	\$3,306	\$53
	<b>Subtotal</b>	<b>\$53</b>
<b>From.... To:</b> Oyster Development Account		
Bond Security and Redemption Fund	\$153	\$3
	<b>Subtotal</b>	<b>\$3</b>
<b>From.... To:</b> Oyster Sanitation Fund		
Bond Security and Redemption Fund	\$203	
	<b>Subtotal</b>	<b>\$203</b>
<b>From.... To:</b> Pari-Mutuel Live Racing Facility Gaming Control Fund		
Bond Security and Redemption Fund	\$35,296	\$2,253
General Fund	\$10	\$10
	<b>Subtotal</b>	<b>\$2,263</b>
<b>From.... To:</b> Parish and Municipalities Excellence Fund		
Bond Security and Redemption Fund	\$14	
Pari-Mutuel Live Racing Facility Gaming Control Fund	\$2,026	\$113
	<b>Subtotal</b>	<b>\$113</b>
<b>From.... To:</b> Parish and Municipalities Funds		
Bond Security and Redemption Fund	\$32,388	\$6,147
	<b>Subtotal</b>	<b>\$6,147</b>
<b>From.... To:</b> Patient's Compensation Fund		
Bond Security and Redemption Fund	\$134,921	\$4,371
General Fund		\$23
	<b>Subtotal</b>	<b>\$4,394</b>
<b>From.... To:</b> Pesticide Fund		
Bond Security and Redemption Fund	\$3,697	
	<b>Subtotal</b>	<b>\$3,697</b>
<b>From.... To:</b> Petroleum and Petroleum Products Fund		
Bond Security and Redemption Fund	\$5,229	\$882
	<b>Subtotal</b>	<b>\$882</b>
<b>From.... To:</b> Proprietary School Students Protection Fund		
Bond Security and Redemption Fund		\$1
	<b>Subtotal</b>	<b>\$1</b>
<b>From.... To:</b> Public Oyster Seed Ground Dev.		
Bond Security and Redemption Fund	\$121	
	<b>Subtotal</b>	<b>\$121</b>

**SCHEDULE OF TRANSFERS FROM AND DUE FROM  
FOR THE YEAR ENDED JUNE 30,2004  
(EXPRESSED IN THOUSANDS)**

	<u>Transfer From</u>	<u>Due From</u>
<b>From.... To:</b> Public Safety DWI Testing, Maintenance, and Training Fund		
Bond Security and Redemption Fund	\$508	\$3
<b>Subtotal</b>	<b>\$508</b>	<b>\$3</b>
<b>From.... To:</b> Quail Account		
Bond Security and Redemption Fund	\$2	
<b>Subtotal</b>	<b>\$2</b>	
<b>From.... To:</b> Rehabilitation for the Blind and Visually Impaired Fund		
Pari-Mutuel Live Racing Facility Gaming Control Fund	\$1,500	
<b>Subtotal</b>	<b>\$1,500</b>	
<b>From.... To:</b> Reptile and Amphibian Research Fund		
Bond Security and Redemption Fund	\$8	
<b>Subtotal</b>	<b>\$8</b>	
<b>From.... To:</b> Right to Know Fund		
Bond Security and Redemption Fund	\$235	\$29
<b>Subtotal</b>	<b>\$235</b>	<b>\$29</b>
<b>From.... To:</b> Riverboat Gaming Enforcement Fund		
Bond Security and Redemption Fund	\$56,848	\$1,676
<b>Subtotal</b>	<b>\$56,848</b>	<b>\$1,676</b>
<b>From.... To:</b> Rockefeller Wildlife Refuge Trust and Protection Fund		
Rockefeller Refuge Fund	\$185	\$40
<b>Subtotal</b>	<b>\$185</b>	<b>\$40</b>
<b>From.... To:</b> Rural Development Fund		
Bond Security and Redemption Fund	\$100	
General Fund	\$7,587	
<b>Subtotal</b>	<b>\$7,687</b>	
<b>From.... To:</b> Russell Sage or Marsh Island Capital Improvement Fund		
Bond Security and Redemption Fund	\$17	
<b>Subtotal</b>	<b>\$17</b>	
<b>From.... To:</b> Russell Sage or Marsh Island Refuge Fund		
Marsh Island Operating Fund	\$552	\$552
<b>Subtotal</b>	<b>\$552</b>	<b>\$552</b>
<b>From.... To:</b> Russell Sage Special Fund #2		
Marsh Island Operating Fund	\$775	\$775
<b>Subtotal</b>	<b>\$775</b>	<b>\$775</b>
<b>From.... To:</b> Saltwater Fishery Enforcement Fund		
Bond Security and Redemption Fund	\$18	
<b>Subtotal</b>	<b>\$18</b>	
<b>From.... To:</b> Scenic Rivers Fund		
Bond Security and Redemption Fund	\$1	
<b>Subtotal</b>	<b>\$1</b>	

**SCHEDULE OF TRANSFERS FROM AND DUE FROM  
FOR THE YEAR ENDED JUNE 30,2004  
(EXPRESSED IN THOUSANDS)**

	<u>Transfer From</u>	<u>Due From</u>
<b>From.... To:</b> School and District Accountability Fund		
Bond Security and Redemption Fund	\$3	
	<b>Subtotal</b>	<b>\$3</b>
<b>From.... To:</b> Seafood Promotion and Marketing Fund		
Bond Security and Redemption Fund	\$342	\$1
	<b>Subtotal</b>	<b>\$342</b>
<b>From.... To:</b> Seed Commission Fund		
Bond Security and Redemption Fund	\$229	
	<b>Subtotal</b>	<b>\$229</b>
<b>From.... To:</b> Severance Tax Fund		
General Fund	\$39,253	\$11,242
	<b>Subtotal</b>	<b>\$39,253</b>
<b>From.... To:</b> Sex Offender Registry Technology Fund		
Bond Security and Redemption Fund	\$352	\$12
	<b>Subtotal</b>	<b>\$352</b>
<b>From.... To:</b> Shrimp Marketing and Promotion Account		
Bond Security and Redemption Fund	\$108	
	<b>Subtotal</b>	<b>\$108</b>
<b>From.... To:</b> Small Business Surety Bonding Fund		
Bond Security and Redemption Fund	\$408	
	<b>Subtotal</b>	<b>\$408</b>
<b>From.... To:</b> Southern University Agcenter Program Fund		
Pari-Mutuel Live Racing Facility Gaming Control Fund	\$750	
	<b>Subtotal</b>	<b>\$750</b>
<b>From.... To:</b> Sports Facility Assistance Fund		
Bond Security and Redemption Fund	\$900	
	<b>Subtotal</b>	<b>\$900</b>
<b>From.... To:</b> State Revenue Sharing Fund		
General Fund	\$90,000	
	<b>Subtotal</b>	<b>\$90,000</b>
<b>From.... To:</b> Structural Pest Control Commission Fund		
Bond Security and Redemption Fund	\$791	\$109
	<b>Subtotal</b>	<b>\$791</b>
<b>From.... To:</b> Support Education in Louisiana First Fund		
Bond Security and Redemption Fund	\$130,886	\$1,933
Compulsive and Problem Gaming Fund		\$500
	<b>Subtotal</b>	<b>\$130,886</b>
<b>From.... To:</b> Sweet Potato Pests And Disease Fund		
Bond Security and Redemption Fund	\$286	
	<b>Subtotal</b>	<b>\$286</b>

**SCHEDULE OF TRANSFERS FROM AND DUE FROM  
FOR THE YEAR ENDED JUNE 30,2004  
(EXPRESSED IN THOUSANDS)**

	<u>Transfer From</u>	<u>Due From</u>
<b>From.... To:</b> Tax Commission Expense Fund		
Bond Security and Redemption Fund	\$548	
	<b>Subtotal</b>	<b>\$548</b>
<b>From.... To:</b> Telecommunications for the Deaf Fund		
Bond Security and Redemption Fund	\$1,828	\$299
	<b>Subtotal</b>	<b>\$299</b>
<b>From.... To:</b> Telephone Company Property Assessment Relief Fund		
Bond Security and Redemption Fund	\$16,058	\$2,046
	<b>Subtotal</b>	<b>\$2,046</b>
<b>From.... To:</b> Tobacco Tax Health Care Fund		
Bond Security and Redemption Fund	\$43,619	\$7,770
	<b>Subtotal</b>	<b>\$7,770</b>
<b>From.... To:</b> TOPS Fund		
Bond Security and Redemption Fund	\$27,313	
	<b>Subtotal</b>	<b>\$27,313</b>
<b>From.... To:</b> Transportation Infrastructure Model for Economic Developme		
Bond Security and Redemption Fund	\$64,765	\$19,873
	<b>Subtotal</b>	<b>\$19,873</b>
<b>From.... To:</b> Transportation Trust Fund		
Bond Security and Redemption Fund	\$514,669	\$81,687
Federal State Fiscal Assistance Trust Fund	\$688	
	<b>Subtotal</b>	<b>\$81,687</b>
<b>From.... To:</b> Traumatic Head and Spinal Cord Injury Trust Fund		
Bond Security and Redemption Fund	\$1,555	
	<b>Subtotal</b>	<b>\$1,555</b>
<b>From.... To:</b> Trial Court Case Management Information Fund		
Bond Security and Redemption Fund	\$1,347	\$27
	<b>Subtotal</b>	<b>\$27</b>
<b>From.... To:</b> Tuition Assistance Fund		
Bond Security and Redemption Fund	\$120	
	<b>Subtotal</b>	<b>\$120</b>
<b>From.... To:</b> Underground Damages Prevention Fund		
Bond Security and Redemption Fund	\$5	
	<b>Subtotal</b>	<b>\$5</b>
<b>From.... To:</b> Utility and Carrier Inspection and Supervision Fund		
Bond Security and Redemption Fund	\$4,748	\$1,109
	<b>Subtotal</b>	<b>\$1,109</b>
<b>From.... To:</b> Video Draw Poker Device Fund		
Bond Security and Redemption Fund	\$174,780	\$8,682
	<b>Subtotal</b>	<b>\$8,682</b>



**SCHEDULE OF TRANSFERS FROM AND DUE FROM  
FOR THE YEAR ENDED JUNE 30,2004  
(EXPRESSED IN THOUSANDS)**

	<u>Transfer From</u>	<u>Due From</u>
<b>From.... To:</b> Video Draw Poker Device Purse Supplement Fund		
Bond Security and Redemption Fund	\$2,830	\$111
<b>Subtotal</b>	<b>\$2,830</b>	<b>\$111</b>
<b>From.... To:</b> Vital Records Conservation Fund		
Bond Security and Redemption Fund	\$15	\$2
<b>Subtotal</b>	<b>\$15</b>	<b>\$2</b>
<b>From.... To:</b> Waste Tire Management Fund		
Bond Security and Redemption Fund	\$7,794	\$697
<b>Subtotal</b>	<b>\$7,794</b>	<b>\$697</b>
<b>From.... To:</b> Waterfowl Account		
Bond Security and Redemption Fund	\$8	
<b>Subtotal</b>	<b>\$8</b>	
<b>From.... To:</b> Weights and Measures Fund		
Bond Security and Redemption Fund	\$1,683	\$22
<b>Subtotal</b>	<b>\$1,683</b>	<b>\$22</b>
<b>From.... To:</b> Wetlands Conservation and Restoration Fund		
Bond Security and Redemption Fund	\$27,880	\$20,046
Coastal Mitigation Account	\$755	\$668
General Fund		\$3,366
<b>Subtotal</b>	<b>\$28,635</b>	<b>\$24,080</b>
<b>From.... To:</b> White Tail Deer Account		
Bond Security and Redemption Fund	\$2	
<b>Subtotal</b>	<b>\$2</b>	
<b>From.... To:</b> Wildlife Habitat and Natural Heritage Trust Fund		
Bond Security and Redemption Fund	\$2,316	\$3
<b>Subtotal</b>	<b>\$2,316</b>	<b>\$3</b>
<b>From.... To:</b> Youthful Offender Management Fund		
Bond Security and Redemption Fund	\$252	\$5
General Fund	\$2,100	
<b>Subtotal</b>	<b>\$2,352</b>	<b>\$5</b>
<b>Total</b>	<b>\$13,212,319</b>	<b>\$1,522,688</b>



STATE OF LOUISIANA  
REVENUES BY SOURCE AND DISTRIBUTION  
FISCAL YEAR 2003-04

	TOTAL REVENUE BUDGET	TOTAL REVENUES AND RECEIPTS	BUDGET BOND SECURITY AND REDEMPTION	(B15) BOND SECURITY AND REDEMPTION FUND
TAXES, LICENSES, FEES COLLECTED BY:				
<b>DEPT OF REVENUE &amp; TAXATION</b>				
ALCOHOLIC BEVERAGE TAX	16,800,000	16,840,515	16,800,000	16,840,515
ALCOHOLIC-OUT OF STATE SHIPPERS		28,954		28,954
BEER TAX	38,500,000	36,583,568	38,500,000	36,583,568
CORPORATION FRANCHISE TAX	190,700,000	181,043,782	190,700,000	181,043,782
ELECTRIC COOPERATIVE FEES		29,738		29,738
GASOLINE TAX:				
TIMED-4 CENTS	89,040,000	50,211,000	89,040,000	
TRANSPORTATION-16 CENTS	861,056,000	837,528,794	356,160,000	
GIFT TAX	3,800,000	3,792,934	3,800,000	3,792,934
INCOME TAX-CORPORATE (NET)	216,900,000	246,745,878	216,900,000	246,745,878
INCOME TAX-FIDUCIARY (NET)	1,300,000	4,988,357	1,300,000	4,988,357
INCOME TAX-INDIVIDUAL (NET)	2,198,600,000	2,187,050,380	2,198,600,000	2,187,050,380
INHERITANCE TAX	36,400,000	42,189,452	36,400,000	42,189,452
MAIL ORDER SALES		3,914		3,914
NATURAL GAS FRANCHISE TAX	3,500,000	2,860,858	3,500,000	2,860,858
P & M BEER		90,573		90,573
PUBLIC UTILITIES TAX	8,000,000	8,726,643	8,000,000	8,726,643
RENTAL AUTO EXCISE	4,400,000	4,396,934	4,400,000	4,396,934
SALES TAX:				
SALES TAX-GENERAL	2,090,300,000	2,102,304,495	2,090,300,000	2,102,304,495
TOURISM PROMOTION	17,500,000	20,432,000		
SALES JET FUELS-TRANSPORTATION TRUST	6,300,000	6,300,000	6,300,000	
LA ECONOMIC DEVELOPMENT	10,900,000	7,902,507	10,900,000	
SALES TAX-HOTEL/MOTEL WITHHOLDS		1,086,966		1,086,966
SALES CONSUMER USE		17,160		17,160
SEVERANCE TAX-GENERAL	493,700,000	527,115,182	493,700,000	527,115,182
SPECIAL FUELS TAX:				
TIMED-4 CENTS	24,440,000		24,440,000	
TRANSPORTATION-16 CENTS	97,760,000	97,608,379	97,760,000	
SUPERVISION AND INSPECTION FEES	5,000,000		5,000,000	
TOBACCO TAX AND PERMITS	143,500,000	102,064,927	143,500,000	102,064,927
TOBACCO TAX HEALTH CARE		43,526,363		43,526,363
MISCELLANEOUS RECEIPTS:				
HAZARDOUS WASTE SITE CLEANUP		4,775,273		
INSPECTION/SUPERVISION ECONOMIC & RATE ANALYSIS		636,195		
MARIJUANA CONTROL		10,731		10,731
MARKETING FUND		1,647,359		
NON-RESIDENT CONTRACTORS		35,097		35,097
OILFIELD SITE RESTORATION		2,980,778		
OIL SPILL CONTINGENCY		(4,585,323)		
PARISH AND MUNICIPALITIES		32,326,571		
PETROLEUM AND PETROLEUM PRODUCTS	5,900,000	5,227,800	5,900,000	
SPORTS FACILITY		900,132		
TELEPHONE COMPANY PROPERTY		15,302,503		
TELEPHONE TAX FOR THE DEAF		1,741,574		
UTILITY AND CARRIER INSPECTION		4,606,702		
<b>TOTAL DEPARTMENT OF REVENUE</b>	<b>6,564,296,000</b>	<b>6,597,075,645</b>	<b>6,041,900,000</b>	<b>5,511,533,401</b>
<b>DEPARTMENT OF NATURAL RESOURCES</b>				
ROYALTIES:				
90%-BOND SECURITY	332,100,000	363,468,759	332,100,000	363,468,759
10% TO PARISHES	39,800,000	42,029,000		
BONUSES	19,900,000	23,036,042	19,900,000	23,036,042
RENTALS	15,900,000	11,038,338	15,900,000	11,038,338
CONSERVATION		19,123,719		
ROCKEFELLER FUND	5,427,000	3,727,000		
MARSH ISLAND FUND	988,000	1,327,000		
MINERAL REVENUE AUDIT AND COLLECTION		11,172,167		
WETLANDS	25,000,000	(588,001)	25,000,000	
COASTAL RESOURCES		763,628		
FISHERMAN'S GEAR COMPENSATION		1,004,683		
LEGAL SUPPORT	1,600,000		1,600,000	
OILFIELD SITE RESTORATION		276,797		
OIL AND GAS REGULATORY		8,428,704		
NATURAL RESOURCES-OTHER REVENUE:				
OTHER USE OF MONEY & PROPERTY		(8,730,784)		(8,730,784)
<b>TOTAL DEPARTMENT OF NATURAL RESOURCES</b>	<b>440,715,000</b>	<b>476,077,052</b>	<b>394,500,000</b>	<b>388,812,355</b>

(B10) BOND SECURITY AND REDEMPTION FUND PASS THROUGH	BUDGET FOR GENERAL FUND	GENERAL FUND	BUDGET FOR ALL OTHER FUNDS	ALL OTHER FUNDS	FUND NAME
351,006,794			504,896,000	50,211,000 486,522,000	TIMED TRANSPORTATION TRUST
6,300,000 7,902,507			17,500,000	20,432,000	TOURISM PROMOTION TRANSPORTATION TRUST
97,608,379					TIMED TRANSPORTATION TRUST
4,775,273 636,195 1,647,359					HAZARDOUS WASTE SITE CLEANUP INSPECTION/SUPERVISION ECONOMIC & RATE ANALYSIS DRUG TREATMENT CENTER MARKETING FUND
2,980,778 (4,461,323) 32,326,571 5,227,800 900,132 15,643,503 1,741,574 4,606,702				(124,000)     (341,000)	OILFIELD SITE RESTORATION OIL SPILL CONTINGENCY PARISH AND MUNICIPALITIES PETROLEUM AND PETROLEUM PRODUCTS SPORTS FACILITY TELEPHONE COMPANY PROPERTY TELECOMM. FOR THE DEAF UTILITY AND CARRIER INSPECTION
528,842,244			522,396,000	556,700,000	
			39,800,000	42,029,000	PARISH ROYALTY FUND
19,065,719			5,427,000 988,000	58,000 3,727,000 1,327,000	CONSERVATION ROCKEFELLER FUND MARSH ISLAND FUND
11,172,167 196,999 763,628 1,004,683				(785,000)	MINERAL REVENUE AUDIT AND COLLECTION WETLANDS COASTAL RESOURCES FISHERMAN'S GEAR COMPENSATION
276,797 8,428,704					OILFIELD SITE RESTORATION OIL AND GAS REGULATORY
40,908,697			46,215,000	46,356,000	

STATE OF LOUISIANA  
REVENUES BY SOURCE AND DISTRIBUTION  
FISCAL YEAR 2003-04

	TOTAL REVENUE BUDGET	TOTAL REVENUES AND RECEIPTS	BUDGET BOND SECURITY AND REDEMPTION	(B15) BOND SECURITY AND REDEMPTION FUND
<b>TREASURER'S OFFICE</b>				
INTEREST ON INVESTMENTS:				
INTEREST EARNINGS	50,000,000	43,710,560	50,000,000	43,710,560
ACADEMIC IMPROVEMENT		18,922		
ADMINISTRATION FUND- DOI		1,179		
ARCHAEOLOGICAL CURATION		695		
AGRICULTURE COMMODITY DEALERS		362		
AGRI-PRODUCTS		283		
AGRICULTURE COMMODITY		5,554		
ALARM REGULATORY		881		
APIARY FUND		13		
AQUATIC PLANT CONTROL		4,725		
ARTIFICIAL REEF DEVELOPMENT		1,242,684		
AVOYELLES PARISH LOCAL GOVERNMENT		206		
BATTERED WOMEN SHELTER		1,845		
BEAUTIFICATION/IMPROVEMENT N. O. CITY PARK		636		
BLACK BEAR ACCOUNT		1,135		
BLIND VENDORS TRUST		18,149		
BOLL WEEVIL ERADICATION		12,500		
CAPITAL OUTLAY TIMED RESERVE		4,291,268		
CHOOSE LIFE		416		
COMMERCIAL FEED		14		
COMPULSIVE AND PROBLEM GAMING	2,000,000	13,304	2,000,000	
CONCEALED HANDGUN PERMIT		1,370		
CONSERVATION		183,337		
CRIME VICTIMS REPARATION		26,166		
CROP PESTS AND DISEASES		91		
DEFICIT ELIMINATION/CAPITAL OUTLAY REPLENISHMENT		(1,014,000)		
DISABILITY AFFAIRS TRUST		1,615		
DRUG ABUSE EDUCATION		8,845		
DWI TEST MAINTENANCE		8,314		
EDUCATION EXCELLENCE FUND		12,941,001		
EMERGENCY MEDICAL TECHNICIAN		241		
ENFORCEMENT EMERGENCY RESPONSE ACCOUNT		299		
ENVIRONMENTAL TRUST		308,067		
FEED COMMISSION		56		
FERTILIZER		81		
FIRE PROTECTION		455		
FIRE SPRINKLER		108		
FOREST PRODUCTIVITY FUND		5,484		
FORMOSAN TERMITE INITIATIVE		10,905		
FRAUD DETECTION		56,957		
FUR AND ALLIGATOR EDUCATION		5,898		
FUTURE MEDICAL CARE		118,101		
GENERAL AVIATION AND RELIEVER AIRPORT		915		
GREATER NEW ORLEANS EXPRESSWAY		32		
HAZARDOUS WASTE SITE CLEANUP		80,727		
HEALTH EXCELLENCE		13,140,626		
HEALTH TRUST		37,351		
HELP LA VOTE		12,570,439		
HIGHER EDUCATION		(111,394)		
HORTICULTURE COMMISSION		293		
INCENTIVE FUND		41,540		
LEAD HAZARDOUS REDUCTION		1,503		
LIFETIME LICENSES		(50)		
LIQUEFIED PETROLEUM GAS RAINY DAY FUND		4,465		
LIVESTOCK BRAND COMMISSION		18		
LOTTERY PROCEEDS	116,400,000	110,510	116,400,000	
LOUISIANA AGRICULTURAL FINANCE AUTHORITY		5,333		
LOUISIANA ALLIGATOR RESOURCE		25,498		
LOUISIANA CHARTER SCHOOL START-UP		38,664		
LOUISIANA DUCK LICENSE, STAMP, AND PRINT		17,122		
LOUISIANA ECONOMIC DEVELOPMENT		589,778		
LOUISIANA ENVIRONMENTAL EDUCATION		6,616		
LOUISIANA FUND		(132,952)		
LOUISIANA HELP OUR WILDLIFE		1,713		
LOUISIANA MEDICAL ASSISTANCE TRUST		373,723		
LOUISIANA TECHNOLOGY INNOVATIONS		49,287		
LOUISIANA WILD TURKEY STAMP		3,215		
MEDICAID TRUST FUND FOR THE ELDERLY		37,751,205		
MEDICAL ASSISTANCE FRAUD PROTECTION		18,229		
MINERAL INTEREST		57,267		
MINERAL REVENUE AUDIT	3,500,000	64,225	3,500,000	

(B10) BOND SECURITY AND REDEMPTION FUND PASS THROUGH	BUDGET FOR GENERAL FUND	GENERAL FUND	BUDGET FOR ALL OTHER FUNDS	ALL OTHER FUNDS	FUND NAME
18,922					ACADEMIC IMPROVEMENT
1,179					ADMINISTRATION FUND DOI
695					ARCHAEOLOGICAL CURATION
362					AGRICULTURE COMMODITY DEALERS
283					AGRI-PRODUCTS
5,554					AGRICULTURE COMMODITY
881					ALARM REGULATORY
13					APIARY FUND
4,725					AQUATIC PLANT CONTROL
1,242,684					ARTIFICIAL REEF DEVELOPMENT
206					AVOYELLES PARISH LOCAL GOVERNMENT
1,845					BATTERED WOMEN SHELTER
636					BEAUTIFICATION/IMPROVEMENT N.O. CITY PARK
1,135					BLACK BEAR ACCOUNT
18,149					BLIND VENDORS TRUST
12,500					BOLL WEEVIL ERADICATION
4,291,268					TIMED
416					CHOOSE LIFE
14					COMMERCIAL FEED
13,304					COMPULSIVE AND PROBLEM GAMING
1,370					CONCEALED HANDGUN PERMIT
183,337					CONSERVATION
26,166					CRIME VICTIMS REPARATION
91					CROP PESTS AND DISEASES
			(1,014,000)		DEFICIT ELIMIN./CAPITAL OUTLAY REPLENISHMENT
1,615					DISABILITY AFFAIRS TRUST
8,845					DRUG ABUSE EDUCATION
8,314					DWI TEST MAINTENANCE
12,941,001					EDUCATION EXCELLENCE
241					EMERGENCY MEDICAL TECHNICIAN
299					ENFORCEMENT EMERGENCY RESPONSE ACCOUNT
308,067					ENVIRONMENTAL TRUST FUND
56					FEED COMMISSION
81					FERTILIZER FUND
455					FIRE PROTECTION
108					FIRE SPRINKLER
5,484					FOREST PRODUCTIVITY
10,905					FORMOSAN TERMITE INITIATIVE
56,957					FRAUD DETECTION
5,898					FUR AND ALLIGATOR EDUCATION
118,101					FUTURE MEDICAL CARE
915					GENERAL AVIATION AND RELIEVER
32					GREATER NEW ORLEANS EXPRESSWAY
80,727					HAZARDOUS WASTE SITE CLEANUP
13,140,626					HEALTH EXCELLENCE
37,351					HEALTH TRUST
(18,561)				12,589,000	HELP LA VOTE
8,606				(120,000)	HIGHER EDUCATION
293					HORTICULTURE COMMISSION
41,540					INNOVATIVE TEACHING AND LEARNING
1,503					LEAD HAZARDOUS REDUCTION
(50)					LIFETIME LICENSES
4,465					LIQUEFIED PETROLEUM GAS RAINY DAY
18					LIVESTOCK BRAND COMMISSION
622,510				(512,000)	LOTTERY
5,333					LA. AGRICULTURAL FINANCE AUTHORITY
25,498					LOUISIANA ALLIGATOR RESOURCE
38,664					LOUISIANA CHARTER SCHOOL START-UP
17,122					LA. DUCK LICENSES, STAMP, AND PRINT
589,778					LA. ECONOMIC DEVELOPMENT
6,616					LOUISIANA ENVIRONMENTAL EDUCATION
29,048				(162,000)	LOUISIANA FUND
1,713					LOUISIANA HELP OUR WILDLIFE
373,723					LA MEDICAL ASSISTANCE TRUST
49,287					LOUISIANA TECHNOLOGY INNOVATIONS
3,215					LOUISIANA WILD TURKEY STAMP
37,751,205					MEDICAID TRUST FUND FOR THE ELDERLY
18,229					MEDICAL ASSISTANCE TRUST
57,267					WILDLIFE AND FISHERIES
64,225					MINERAL REVENUE AUDIT

STATE OF LOUISIANA  
REVENUES BY SOURCE AND DISTRIBUTION  
FISCAL YEAR 2003-04

	TOTAL REVENUE BUDGET	TOTAL REVENUES AND RECEIPTS	BUDGET BOND SECURITY AND REDEMPTION	(B15) BOND SECURITY AND REDEMPTION FUND
MOTOR FUELS UNDERGROUND STORAGE TANK		30,996		
MUNICIPAL FACILITIES INTEREST		1,010,576		
NATURAL HERITAGE		3,984		
NURSING HOME RESIDENTS		13,491		
OIL AND GAS REGULATORY		9,915		
OIL SPILL CONTINGENCY		150,539		
OILFIELD SITE RESTORATION		48,242		
OYSTER DEVELOPMENT ACCOUNT		1,578		
OYSTER SANITATION		802		
OYSTER SEED GROUND DEVELOPMENT		651		
PARISH EXCELLENCE		13,190		
PATIENTS COMPENSATION		3,728,067		
PERMANENT TRUST FUND		15,852,404		
PETROLEUM AND PETROLEUM PRODUCTS		1,029		
PROPRIETARY SCHOOL STUDENT REC ADMIN.		16,900		
QUAIL ACCOUNT		237		
REPTILE AND AMPHIBIAN RESEARCH		159		
REVENUE STABILIZATION		2,101,640		
RURAL DEVELOPMENT		17,461		
RUSSELL SAGE/MARSH ISLAND		17,067		
SALTWATER FISHERY ENFORCEMENT		8,773		
SAVINGS ENHANCEMENT		394,612		
SCHOOL AND DISTRICT ACCOUNT		3,356		
SEAFOOD PROMOTION		503		
SEED COMMISSION		124		
SHRIMP MARKET AND PROMO ACCOUNT		4,816		
SMALL BUSINESS SURETY BONDING		5,631		
SUPPORT EDUCATION IN LOUISIANA FIRST		106,368		
SUPPORT FUND	62,500,000	50,386,875	62,500,000	
SWEET POTATO PESTS AND DISEASES		139		
TOBACCO TAX HEALTH CARE	43,000,000	92,436	43,000,000	
TELECOMMUNICATIONS FOR THE DEAF		86,712		
TELEPHONE COMPANY PROPERTY		414,728		
TOPS FUND		13,140,626		
TRAUMATIC HEAD AND SPINAL INJURY		72,933		
TRIAL COURT CASE MANAGEMENT		43,254		
TRANSPORTATION TRUST	3,600,000	1,791,700	3,600,000	
UNDERGROUND OBSTRUCTION REMOVAL		1,084		
VISITORS BUREAU		10,535		
VITAL RECORDS CONVERSION		311		
WASTE TIRE MANAGEMENT		7,010		
WATERFOWL ACCOUNT		649		
WEIGHTS AND MEASURES		691		
WETLANDS		970,706		
WHITE TAIL DEER		22		
WILDLIFE HABITAT AND NATURAL HERITAGE		29,534		
YOUTHFUL OFFENDER MANAGEMENT		18,478		
FEDERAL ENERGY SETTLEMENT	19,685,000	79,000		
25% NATIONAL FOREST AND FLOOD CONTROL		4,053,973		
DOTD CAPITAL OUTLAY TIMED RESERVE		60,473,828		
BOND SERVICING	13,100,000	1,932,800	13,100,000	1,932,800
PERMANENT TRUST FUND		12,743,303		
SUPPORT		29,658,028		
BUDGET STABILIZATION FUND	19,800,000	(1,729,000)	19,800,000	
ESCHEAT UNCLAIMED PROPERTY	20,500,000	19,371,827	20,500,000	19,371,827
OTHER AGENCY RECEIPTS-INCOME NOT AVAILABLE	41,100,000	17,208,111	41,100,000	17,208,111
MISCELLANEOUS RECEIPTS:				
ARCHAEOLOGICAL CURATION		28,950		
BATTERED WOMEN SHELTER		92,000		
COMPULSIVE GAMING		515,185		
DISABILITY AFFAIRS TRUST		134,954		
GREATER NEW ORLEANS EXPRESSWAY		10,825		
HIGHER EDUCATION		34,613		
KEEP LOUISIANA BEAUTIFUL		380		
LA CHARTER SCHOOL START-UP		65,071		
LPG RAINY DAY		(258,680)		
MEDICAID TRUST FUND FOR THE ELDERLY		6,134,381		
MISCELLANEOUS XB3	18,900,000	294,297	18,900,000	294,297
MISCELLANEOUS XB4		807,526		807,526
MUNICIPAL FACILITIES INTEREST		(1,010,576)		
OIL SPILL CONTINGENCY		10,041		
REVENUE STABILIZATION		1,334,315		
SEX OFFENDER		14,970		
TELECOMMUNICATIONS FOR THE DEAF		220		

(B10) BOND SECURITY AND REDEMPTION FUND PASS THROUGH	BUDGET FOR GENERAL FUND	GENERAL FUND	BUDGET FOR ALL OTHER FUNDS	ALL OTHER FUNDS	FUND NAME
176,996				(146,000)	MOTOR FUELS UNDERGROUND STORAGE TANK
1,010,576					MUNICIPAL FACILITIES
3,984					NATURAL HERITAGE
13,491					NURSING HOME RESIDENTS
9,915					OIL AND GAS REGULATORY
150,539					OIL SPILL CONTINGENCY
48,242					OILFIELD SITE RESTORATION
1,578					OYSTER DEVELOPMENT ACCOUNT
802					OYSTER SANITATION
651					OYSTER SEED GROUND DEVELOPMENT
13,190					PARISH LOCAL GOVERNMENT
3,728,067					PATIENTS COMPENSATION
12,417,404				3,435,000	PERMANENT TRUST FUND
1,029					PETROLEUM AND PETROLEUM PRODUCTS
16,900					PROPRIETARY SCHOOL STUDENT REC ADMIN.
237					QUAIL ACCOUNT
159					REPTILE AND AMPHIBIAN RESEARCH
2,101,640					REVENUE STABILIZATION
100,461				(83,000)	RURAL DEVELOPMENT
17,067					RUSSELL SAGE/MARSH ISLAND
8,773					SALTWATER FISHERY ENFORCEMENT
120,612				274,000	SAVINGS ENHANCEMENT
3,356					SCHOOL AND DISTRICT ACCOUNT
503					SEAFOOD PROMOTION
124					SEED COMMISSION
4,816					SHRIMP MARKETING AND PROMOTION
5,631					SMALL BUSINESS SURETY BONDING
600,368				(494,000)	SUPPORT EDUCATION IN LOUISIANA FIRST
35,415,875				14,971,000	LA QUALITY EDUCATION SUPPORT FUND
139					SWEET POTATO PESTS AND DISEASES
92,436					HEALTH CARE
86,712					TELECOMMUNICATIONS FOR THE DEAF
414,728					TELEPHONE COMPANY PROPERTY
13,140,626					TOPS
72,933					TRAUMATIC HEAD AND SPINAL INJURY
43,254					TRIAL COURT CASE MANAGEMENT
1,791,700					TRANSPORTATION TRUST
1,084					UNDERGROUND OBSTRUCTION REMOVAL
10,535					PARISH AND MUNICIPALITIES
311					VITAL RECORDS CONVERSION
7,010					WASTE TIRE MANAGEMENT
649					WATERFOWL ACCOUNT
691					WEIGHTS AND MEASURES
970,706					WETLANDS
22					WHITE TAIL DEER
29,534					WILDLIFE HABITAT AND NATURAL HERITAGE
18,478					YOUTHFUL OFFENDER MANAGEMENT
			19,685,000	79,000	FEDERAL ENERGY SETTLEMENT
		4,053,973			
60,473,828					TIMED
					PERMANENT TRUST FUND
12,743,303					LOUISIANA QUALITY EDUCATION SUPPORT
29,658,028				(1,729,000)	BUDGET STABILIZATION FUND
					ARCHAEOLOGICAL CURATION
28,950					BATTERED WOMEN SHELTER
92,000					COMPULSIVE GAMING
515,185					DISABILITY AFFAIRS TRUST
134,954					GREATER NEW ORLEANS EXPRESSWAY
10,825					HIGHER EDUCATION
34,613					KEEP LOUISIANA BEAUTIFUL
380					LA CHARTER SCHOOL START-UP
65,071					LPG RAINY DAY
(258,680)					MEDICAID TRUST FUND FOR THE ELDERLY
6,134,381					
					MUNICIPAL FACILITIES
(1,010,576)					OIL SPILL CONTINGENCY
10,041					REVENUE STABILIZATION
1,334,315					SEX OFFENDER
14,970					TELECOMMUNICATIONS FOR THE DEAF
220					



**STATE OF LOUISIANA  
REVENUES BY SOURCE AND DISTRIBUTION  
FISCAL YEAR 2003-04**

	TOTAL REVENUE BUDGET	TOTAL REVENUES AND RECEIPTS	BUDGET BOND SECURITY AND REDEMPTION	(B15) BOND SECURITY AND REDEMPTION FUND
TOBACCO TAX	10,600,000	56,680,448	10,600,000	
TRAUMATIC HEAD AND SPINAL INJURY		1,134		
TRIAL COURT CASE MANAGEMENT		3,074		
VISITOR BUREAU		50,987		
VITAL RECORDS CONVERSION		14,615		
WETLANDS STATE PROJECTS		1,854,143		
<b>TOTAL TREASURER'S OFFICE</b>	<b>424,685,000</b>	<b>427,950,897</b>	<b>405,000,000</b>	<b>83,325,121</b>
<b>DEPARTMENT OF PUBLIC SAFETY</b>				
SALES TAX-MOTOR VEHICLES	296,500,000	292,221,789	296,500,000	292,221,789
CERTIFICATE OF TITLE	24,400,000	24,033,276	24,400,000	24,033,276
MOTOR VEHICLE LICENSES:				
LICENSES	43,100,000	36,918,776	43,100,000	36,918,776
HIGHWAY FUND #2	10,100,000	9,802,000		
TRANSPORTATION TRUST FUND	35,000,000	41,226,954	35,000,000	
OTHER FEES-PUBLIC SAFETY:				
DRIVERS LICENSE FEES	12,800,000	8,285,853	12,800,000	8,285,853
MISCELLANEOUS:				
ALARM REGULATORY		285,475		
AQUATIC PLANT CONTROL		643,939		
BLACK BEAR ACCOUNT		22,811		
CASINO GAMING PROCEEDS		123,620		
CASINO GAMING PROCEEDS SELF FUND	59,500,000	59,540,873	59,500,000	
CHILDREN'S TRUST FUND		499		
CHOOSE LIFE FUND		1,200		
COASTAL CONSERVATION PLATE		2,100		
CRIMINAL IDENTIFICATION		2,859,727		
DWI TESTING MAINTENANCE		499,926		
EMERGENCY MEDICAL TECHNICIAN		4,506		
ENVIRONMENTAL TRUST		52,305		
EXPLOSIVE TRUST		59,400		
FIRE PROTECTION		217,217		
FIRE SPRINKLER		42,024		
CONCEALED HANDGUN PERMIT		189,605		
HAZARDOUS MATERIAL EMERGENCY RESPONSE		177,180		
LA ECONOMIC DEVELOPMENT		847,120		
LA ENVIRONMENTAL EDUCATION		612,017		
LA TOWING AND STORAGE		413,551		
LA WILD TURKEY STAMP		2,783		
LPG RAINY DAY		783,390		
MARKETING FUND		352,641		
MEDICAID TRUST FUND FOR THE ELDERLY		1,000		
MVI EMISSION TEST		352,298		
OMV CUSTOMER SERVICE AND TECHNOLOGY		6,144,057		
PARIMUTUEL LIVE RACING		35,295,571		
PET OVERPOPULATION		51		
QUAIL ACCOUNT		2,167		
RIGHT TO KNOW FUND		235,351		
RIVERBOAT GAMING	55,200,000	125,653,655	55,200,000	
RIVERBOAT FRANCHISE FEE	152,500,000	214,560,204	152,500,000	214,560,204
RIVERBOAT SELF FUND	131,200,000	1,939,599	131,200,000	
SEX OFFENDER REGISTRY		96,360		
VIDEO DRAW POKER	178,000,000	174,779,273	178,000,000	
VIDEO DRAW POKER SUPPLEMENTAL		2,830,005		
WATERFOWL ACCOUNT		7,591		
WHITE TAIL DEER ACCOUNT		1,661		
OTHER MOTOR VEHICLE FEES	33,800,000	2,919,487	33,800,000	2,919,487
OTHER DRIVER LICENSE FEES		175,233		170,733
MOTORCYCLE SAFETY FUND		140,666		
<b>TOTAL DEPARTMENT OF PUBLIC SAFETY</b>	<b>1,032,100,000</b>	<b>1,045,356,786</b>	<b>1,022,000,000</b>	<b>579,110,118</b>
<b>DEPARTMENT OF WILDLIFE AND FISHERIES</b>				
LICENSES & FEES:				
CONSERVATION		28,512,872		
ENFORCEMENT EMERGENCY RESPONSE		76,534		
LA ALLIGATOR RESOURCE		686,880		
LA DUCK STAMP FUND		711,060		
LA FUR AND ALLIGATOR		69,620		
LA HELP OUR WILDLIFE		9,789		
LA WILD TURKEY		56,179		

(B10) BOND SECURITY AND REDEMPTION FUND PASS THROUGH	BUDGET FOR GENERAL FUND	GENERAL FUND	BUDGET FOR ALL OTHER FUNDS	ALL OTHER FUNDS	FUND NAME
56,680,448					TOBACCO TAX
1,134					TRAUMATIC HEAD AND SPINAL INJURY
3,074					TRIAL COURT CASE MANAGEMENT
50,987					PARISH AND MUNICIPALITIES
14,615					VITAL RECORDS CONVERSION
1,854,143					WETLANDS
313,483,803		4,053,973	19,685,000	27,088,000	

41,226,954			10,100,000	9,802,000	STATE HIGHWAY FUND #2 TRANSPORTATION TRUST
285,475					ALARM REGULATORY FUND
643,939					AQUATIC PLANT CONTROL
22,811					BLACK BEAR ACCOUNT
123,620					CASINO GAMING
59,540,873					SELF FUND
499					CHILDREN'S TRUST
1,200					CHOOSE LIFE FUND
2,100					CONSERVATION PLATES
2,859,727					CRIMINAL IDENTIFICATION
499,926					DWI TESTING MAINTENANCE
4,506					EMERGENCY MEDICAL TECHNICIAN
52,305					ENVIRONMENTAL TRUST
59,400					EXPLOSIVES TRUST FUND
217,217					FIRE PROTECTION
42,024					FIRE SPRINKLER
189,605					CONCEALED HANDGUN PERMIT
177,180					HAZARDOUS MATERIAL EMERGENCY
847,120					LA. ECONOMIC DEVELOPMENT
612,017					LOUISIANA ENVIRONMENTAL EDUCATION
413,551					LA TOWING AND STORAGE
2,783					LA WILD TURKEY STAMP
783,390					LPG RAINY DAY FUND
352,641					MARKETING FUND
1,000					MEDICAID TRUST FUND FOR THE ELDERLY
352,298					ENVIRONMENTAL TRUST
6,144,057					OMV CUSTOMER SERVICE AND TECHNOLOGY
35,295,571					PARIMUTUEL LIVE RACING
51					PET OVERPOPULATION
2,167					QUAIL ACCOUNT
235,351					RIGHT TO KNOW FUND
125,653,655					RIVERBOAT GAMING
1,939,599					RIVERBOAT GAMING
96,360					SELF FUND
174,779,273					SEX OFFENDER REGISTRY
2,830,005					VIDEO DRAW POKER
7,591					VIDEO DRAW POKER SUPPLEMENTAL
1,661					WATERFOWL ACCOUNT
4,500					WORKFORCE DEVELOPMENT
140,666					MOTORCYCLE SAFETY & TRAINING
456,444,668			10,100,000	9,802,000	

28,512,872					CONSERVATION
76,534					ENFORCEMENT EMERGENCY RESPONSE
686,880					LA. ALLIGATOR RESOURCE
711,060					LA DUCK STAMP
69,620					LA FUR AND ALLIGATOR
9,789					LA HELP OUR WILDLIFE
56,179					LA WILD TURKEY

STATE OF LOUISIANA  
REVENUES BY SOURCE AND DISTRIBUTION  
FISCAL YEAR 2003-04

	TOTAL REVENUE BUDGET	TOTAL REVENUES AND RECEIPTS	BUDGET BOND SECURITY AND REDEMPTION	(B15) BOND SECURITY AND REDEMPTION FUND
OYSTER DEVELOPMENT ACCOUNT		151,832		
PUBLIC OYSTER SEED GROUND DEVELOPMENT		120,272		
SEAFOOD PROMOTION		341,235		
NATURAL HERITAGE		16,043		
SALTWATER FISHERY		9,400		
REPTILE AND AMPHIBIAN RESEARCH		8,117		
ROCKEFELLER WILDLIFE REFUGE TRUST AND PROTECTION		2,402,000		
RUSSELL SAGE OR MARSH ISLAND REFUGE FUND		515,000		
RUSSELL SAGE SPECIAL FUND		24,000		
SHRIMP MARKETING AND PROMOTION ACCOUNT		103,400		
LIFETIME LICENSE		1,283,458		
SCENIC RIVERS		1,800		
ARTIFICIAL REEF DEVELOPMENT		4,255,317		
WILDLIFE HABITAT		2,286,462		
<b>TOTAL WILDLIFE AND FISHERIES</b>		<b>41,641,270</b>		
<b>DEPARTMENT OF INSURANCE</b>				
EXCISE LICENSE TAX	158,800,000	192,214,178	158,800,000	192,214,178
ADMINISTRATIVE FUND OF THE DEPT. OF INSURANCE		745,312		
FIRE MARSHALL FUND	8,700,000		8,700,000	
2% FIRE INSURANCE	11,500,000		11,500,000	
INSURANCE FRAUD INVESTIGATION		2,719,969		
LSU FIREMAN TRAINING	1,700,000	9,021,867	1,700,000	
MUNICIPAL FIRE/CIVIL SERVICE		1,282,682		
STATE POLICE SALARY	15,600,000		15,600,000	
RETIREMENT SYSTEM INSURANCE PROCEEDS	39,200,000	37,885,000		
<b>TOTAL DEPARTMENT OF INSURANCE</b>	<b>235,500,000</b>	<b>243,869,008</b>	<b>196,300,000</b>	<b>192,214,178</b>
<b>DEPARTMENT OF ENVIRONMENTAL QUALITY</b>				
ENVIRONMENTAL TRUST	4,600,000	50,999,448	4,600,000	
HAZARDOUS WASTE SITE CLEANUP		7,592,703		
KEEP LOUISIANA BEAUTIFUL FUND		214		
LEAD HAZARD REDUCTION FUND		82,226		
OYSTER SANITATION		201,719		
UNDERGROUND MOTOR FUELS		21,413,601		
WASTE TIRE MANAGEMENT		7,786,807		
<b>DEPARTMENT OF ENVIRONMENTAL QUALITY</b>	<b>4,600,000</b>	<b>88,076,718</b>	<b>4,600,000</b>	
<b>OTHER AGENCIES/DEPARTMENTS</b>				
MISC MAJOR STATE REVENUE:				
GOVERNOR'S OFFICE-OIL SPILL CONTINGENCY		10,425		
INDIAN AFFAIRS-AVOYELLES PARISH LOCAL GOVERNMENT		1,823,946		
LA. MANUFACTURED HOUSING COMMISSION		318,673		
PATIENT'S COMPENSATION		127,741,530		
LACLE-CRIME VICTIM'S REPARATION		1,303,154		
LACLE-DRUG ABUSE EDUCATION		166,204		
ATTORNEY GENERAL-MEDICAL ASSISTANCE FRAUD		2,074,669		
PUBLIC SERVICE COMM-UTILITY CARRIER		141,005		
PUBLIC SERVICE COMM-MOTOR CARRIER		5,935,245		
AGRICULTURE-COMMODITIES DEALERS WAREHOUSE		1,041,108		
AGRICULTURE-APIARY FUND		1,543		
AGRICULTURE-COMMERCIAL FEED		377,658		
AGRICULTURE-CROP PESTS AND DISEASE		78,100		
AGRICULTURE-FERTILIZER COMMISSION		783,000		
AGRICULTURE-WEIGHTS AND MEASURES		1,682,295		
AGRICULTURE-FORMOSAN TERMITE INITIATIVE		3,814		
AGRICULTURE-SWEET POTATO PESTS AND DISEASE		286,342		
AGRICULTURE-LIVESTOCK BRAND COMMISSION		10,470		

(B10) BOND SECURITY AND REDEMPTION FUND PASS THROUGH	BUDGET FOR GENERAL FUND	GENERAL FUND	BUDGET FOR ALL OTHER FUNDS	ALL OTHER FUNDS	FUND NAME
151,832					OYSTER DEVELOPMENT ACCOUNT
120,272					PUBLIC OYSTER SEED GROUND DEVELOPMENT
341,235					SEAFOOD PROMOTION & MARKET
16,043					NATURAL HERITAGE
9,400					SALTWATER FISHERY
8,117					REPTILE AND AMPHIBIAN RESEARCH
				2,402,000	ROCKEFELLER WILDLIFE REFUGE TRUST & PROTECTION
				515,000	RUSSELL SAGE OR MARSH ISLAND REFUGE FUND
				24,000	RUSSELL SAGE SPECIAL FUND
103,400					SHRIMP MARKETING AND PROMOTION
1,283,458					LIFETIME LICENSE ENDOWMENT
1,800					SCENIC RIVERS
5,283,317				(1,028,000)	ARTIFICIAL REEF DEVELOPMENT
2,286,462					WILDLIFE HABITAT
<hr/>					
39,728,270				1,913,000	
<hr/>					
745,312					FIRE INSURANCE
					ADMINISTRATIVE FUND OF THE DEPT OF INS
					LA. FIRE MARSHALL
					2% FIRE INSURANCE
2,719,969					INSURANCE FRAUD INVESTIGATION
9,021,867					LSU FIREMAN TRAINING
1,282,682					MUNICIPAL FIRE/CIVIL SERVICE
					STATE POLICE SALARY
					RETIREMENT SYSTEM INSURANCE
<hr/>					
13,769,830			39,200,000	37,885,000	
<hr/>					
51,253,448				(254,000)	ENVIRONMENTAL TRUST
7,592,703					HAZARDOUS WASTE SITE CLEANUP
214					KEEP LOUISIANA BEAUTIFUL FUND
82,226					LEAD HAZARD REDUCTION FUND
201,719					OYSTER SANITATION
21,413,601					UNDERGROUND MOTOR FUELS
7,786,807					WASTE TIRE MANAGEMENT
<hr/>					
88,330,718				(254,000)	
<hr/>					
10,425					OIL SPILL CONTINGENCY
1,823,946					AVOYELLES GAMING MITIGATION
318,673					LA. MANUFACTURED HOUSING COMMISSION
131,193,530				(3,452,000)	PATIENT'S COMPENSATION
1,303,154					CRIME VICTIM'S REPARATION
166,204					DRUG ABUSE EDUCATION
2,074,669					CLAIMS RECOVERY
141,005					UTILITY CARRIER
5,935,245					MOTOR CARRIER
1,041,108					COMMODITIES DEALERS WAREHOUSE
1,543					APIARY FUND
377,658					COMMERCIAL FEED
78,100					CROP PESTS AND DISEASE
407,000				376,000	FERTILIZER COMMISSION
1,682,295					WEIGHTS AND MEASURES
3,814					FORMOSAN TERMITE INITIATIVE
286,342					SWEET POTATO PESTS AND DISEASE
10,470					LIVESTOCK BRAND COMMISSION

STATE OF LOUISIANA  
REVENUES BY SOURCE AND DISTRIBUTION  
FISCAL YEAR 2003-04

	TOTAL REVENUE BUDGET	TOTAL REVENUES AND RECEIPTS	BUDGET BOND SECURITY AND REDEMPTION	(B15) BOND SECURITY AND REDEMPTION FUND
AGRICULTURE-SEED COMMISSION		228,689		
AGRICULTURE-HORTICULTURE COMMISSION		766,361		
AGRICULTURE-FOREST PROTECTION	3,000,000	791,568	3,000,000	
AGRICULTURE-PESTICIDE FUND		4,698,119		
AGRICULTURE-FEED COMMISSION		821,362		
AGRICULTURE-STRUCTURAL PEST CONTROL		791,372		
AGRICULTURE-AG COMMODITIES SELF-INS.		45,113		
AGRICULTURE-BOLL WEEVIL		10,905,221		
AGRICULTURE-LA ALLIGATOR MARKET DEVELOPMENT		19,350		
ECONOMIC DEVELOPMENT-SMALL BUSINESS		402,997		
ECONOMIC DEVELOPMENT-LEDCE		6,443,322		
CRT-PARKS IMPROVEMENT		5,715,255		
DOTD-RIGHT OF WAY		354,411		
DOTD-48 HOUR PERMITS		367,175		367,175
DOTD-TRANSPORTATION TRUST		16,736,980		
CORRECTIONS-YOUTHFUL OFFENDER MANAGEMENT		233,931		
CORRECTIONS-SEX OFFENDER REGISTRY FUND		241,167		
DHH-MEDICAID SCHOOL-BASED ADMINISTRATIVE CLAIMING		1,890,180		
DHH-PROVIDER FEES	96,900,000	95,212,731	96,900,000	
DHH-NURSING HOME RESIDENTS		317,300		
DHH-MEDICAL ASSISTANCE PROGRAMS FRAUD DETECT		1,297,316		
DHH-MEDICAID TRUST FUND FOR THE ELDERLY		(32,569,157)		
DSS-BLIND TRUST FUND		358,302		
DHH AND DSS-CHILDREN'S TRUST		806,193		
DSS-FRAUD DETECTION		371,730		
DSS-TRAUMATIC HEAD AND SPINAL CORD		1,455,144		
LA TAX COMMISSION-EXPENSE FUND		548,142		
EDUCATION-PROPRIETARY SCHOOL PROTECT.		(20,204)		
TOBACCO SETTLEMENT FINANCING CORPORATION		90,100,000		
LA WORKMEN'S COMPENSATION 2ND INJURY		35,613,604		
EMPLOYMENT-WORKER'S COMP-DIRECTOR		59,426		
EMPLOYMENT-WORKFORCE DEVELOPMENT TRAINING	41,290,000	43,707,000		
EMPLOYMENT-WORKERS' COMP ADMIN		11,443,573		
EMPLOYMENT-EMPLOYMENT SECURITY ADMIN		3,665,000		
EMPLOYMENT-LABOR PENALTY AND INTEREST ACCOUNT		6,290,000		
JUDICIARY-JUDGES SUPPLEMENTAL COMPENSATION		4,005,616		
JUDICIARY-TRAIL COURT CASE MANAGEMENT		1,300,747		
TOTAL OTHER AGENCIES/DEPARTMENTS	141,190,000	459,194,217	99,900,000	367,175
TOTAL MAJOR STATE REVENUE	8,843,086,000	9,379,241,593	8,164,200,000	6,755,362,348
SELF-GENERATED-RETAINED FOR OPERATIONS		1,522,868,393		1,545,990,483
FEDERAL GRANTS		6,794,864,402		
SUBTOTAL	8,843,086,000	17,696,974,388	8,164,200,000	8,301,352,831
PERMANENT TRUST FUNDS		634,000		
TOTAL PRIMARY GOVERNMENT	8,843,086,000	17,697,608,388	8,164,200,000	8,301,352,831
PENSION AND INVESTMENT TRUST FUNDS		5,625,537,000		
INTERNAL SERVICE FUNDS		66,222,000		
ENTERPRISE FUNDS		733,605,000		
PRIVATE PURPOSE TRUST FUNDS		21,337,000		
TOTAL PROPRIETARY AND SIMILAR TRUST		6,446,701,000		
GAAP GRAND TOTAL	8,843,086,000	24,144,309,388	8,164,200,000	8,301,352,831
COMPONENT UNITS		4,989,615,000		

(B10) BOND SECURITY AND REDEMPTION FUND PASS THROUGH	BUDGET FOR GENERAL FUND	GENERAL FUND	BUDGET FOR ALL OTHER FUNDS	ALL OTHER FUNDS	FUND NAME
228,689					SEED COMMISSION
766,361					HORTICULTURE COMMISSION
791,568					FOREST PROTECTION
3,697,119				1,001,000	PESTICIDE FUND
254,362				567,000	FEED COMMISSION
791,372					STRUCTURAL PEST CONTROL
45,113					AGRICULTURE COMMODITIES
10,905,221					BOLL WEEVIL ERADICATION
19,350					LA ALLIGATOR MARKET DEVELOPMENT
402,997					SMALL BUSINESS
6,928,322				(485,000)	LA. ECONOMIC DEVELOPMENT FUND
5,715,255					PARKS IMPROVEMENT
354,411					RIGHT OF WAY PERMITS
					DOTD 48 HOUR PERMITS
16,736,980					TRANSPORTATION TRUST
233,931					YOUTHFUL OFFENDER MANAGEMENT
241,167					SEX OFFENDER REGISTRY
1,890,180					MEDICAID SCHOOL-BASED ADMINISTRATIVE
95,519,731				(307,000)	LA MEDICAL ASSISTANCE TRUST
317,300					NURSING HOME RESIDENTS
1,297,316					MEDICAL ASSISTANCE PROGRAMS FRAUD DETECT
1,615,843				(34,185,000)	MEDICAID TRUST FUND FOR THE ELDERLY
358,302					BLIND TRUST FUND
806,193					CHILDREN'S TRUST FUND
371,730					FRAUD DETECTION
1,455,144					TRAUMATIC HEAD AND SPINAL CORD
548,142					TAX COMMISSION EXPENSE
(20,204)					PROPRIETARY SCHOOL PROTECTION
				90,100,000	TOBACCO SETTLEMENT FINANCING CORPORATION
35,613,604					LA WORKMEN'S COMPENSATION 2ND
59,426					DIRECTOR OF WORKERS COMP.
			41,290,000	43,707,000	LABOR WORKFORCE DEVELOPMENT TRAINING
11,443,573					WORKER'S COMPENSATION ADMIN
				3,665,000	EMPLOYMENT SECURITY ADMINISTRATIVE
				6,290,000	LABOR PENALTY AND INTEREST ACCOUNT
4,005,616					JUDGES SUPPLEMENTAL COMPENSATION
1,300,747					TRIAL COURT CASE MANAGEMENT
<u>351,550,042</u>			<u>41,290,000</u>	<u>107,277,000</u>	
<u>1,833,058,272</u>		<u>4,053,973</u>	<u>678,886,000</u>	<u>786,767,000</u>	
		(24,448,090)		1,326,000	
		<u>6,711,532,402</u>		<u>83,332,000</u>	CAPITAL OUTLAY
<u>1,833,058,272</u>		<u>6,691,138,285</u>	<u>678,886,000</u>	<u>871,425,000</u>	
				20,172,000	EDUCATION EXCELLENCE
				2,000	FULLER-EDWARDS ARBORETUM TRUST FUND
				(10,357,000)	HEALTH EXCELLENCE
				1,271,000	W.R. IRBY BEQUEST FUND
				(10,356,000)	TOPS FUND
				(98,000)	LIFETIME LICENSE ENDOWMENT
<u>1,833,058,272</u>		<u>6,691,138,285</u>	<u>678,886,000</u>	<u>872,059,000</u>	
				5,625,537,000	
				66,222,000	
				733,605,000	
				21,337,000	
				<u>6,446,701,000</u>	
<u>1,833,058,272</u>		<u>6,691,138,285</u>	<u>678,886,000</u>	<u>7,318,760,000</u>	

STATE OF LOUISIANA  
**ACTUAL RECEIPTS & BUDGET COMPARISON**  
**MAJOR STATE REVENUE EXCLUDING AGENCY INA**  
**BOND SECURITY AND GENERAL FUND**  
**FISCAL YEAR 2003-04**

SCHEDULE NUMBER	BUDGET UNIT NAME	ACTUAL		TOTAL		FINAL	VARIANCE
		RECEIPTS MAJOR STATE	RECEIVABLES MAJOR STATE	RECEIPTS MAJOR STATE	RECEIVABLES MAJOR STATE	BUDGET MAJOR STATE	(UNFAVORABLE)
<b>OFFICE OF THE GOVERNOR</b>							
01-100	EXECUTIVE OFFICE	\$ 10,425	\$ -	\$ 10,425	\$ -	\$ -	10,425
01-101	OFFICE OF INDIAN AFFAIRS	1,365,054	458,892	1,823,946	-	-	1,823,946
01-105	LA MANUFACTURED HOUSING COMM	317,464	1,209	318,673	-	-	318,673
01-108	PATIENT'S COMPENSATION	128,929,344	2,264,186	131,193,530	-	-	131,193,530
01-129	LA COMMISSION ON LAW ENFORCEMENT	1,344,825	124,533	1,469,358	-	-	1,469,358
01-254	OFFICE OF LOUISIANA RACING	-	-	-	33,800,000	33,800,000	(33,800,000)
	<b>SUBTOTAL 01</b>	<b>131,967,112</b>	<b>2,848,820</b>	<b>134,815,932</b>	<b>33,800,000</b>	<b>33,800,000</b>	<b>101,015,932</b>
<b>REVENUE BY TYPE</b>							
	INTERGOVERNMENTAL RECEIPTS	1,325,807	124,483	1,450,290	-	-	1,450,290
	TAXES	-	-	-	-	-	-
	GAMING REVENUE	-	-	-	33,800,000	33,800,000	(33,800,000)
	USE OF MONEY AND PROPERTY	-	-	-	-	-	-
	LICENSES, PERMITS AND FEES	317,464	1,209	318,673	-	-	318,673
	SALES OF COMMODITIES AND SERVICES	131,646,138	2,264,186	133,910,324	-	-	133,910,324
	OTHER RECEIPTS	(1,322,297)	458,942	(863,355)	-	-	(863,355)
	<b>TOTAL REVENUE TYPE</b>	<b>131,967,112</b>	<b>2,848,820</b>	<b>134,815,932</b>	<b>33,800,000</b>	<b>33,800,000</b>	<b>101,015,932</b>
<b>JUDICIARY</b>							
	VARIOUS	5,306,363	-	5,306,363	-	-	5,306,363
	<b>SUBTOTAL 03</b>	<b>5,306,363</b>	<b>-</b>	<b>5,306,363</b>	<b>-</b>	<b>-</b>	<b>5,306,363</b>
<b>REVENUE BY TYPE</b>							
	INTERGOVERNMENTAL RECEIPTS	-	-	-	-	-	-
	TAXES	-	-	-	-	-	-
	GAMING REVENUE	-	-	-	-	-	-
	USE OF MONEY AND PROPERTY	-	-	-	-	-	-
	LICENSES, PERMITS AND FEES	5,306,363	-	5,306,363	-	-	5,306,363
	SALES OF COMMODITIES AND SERVICES	-	-	-	-	-	-
	OTHER RECEIPTS	-	-	-	-	-	-
	<b>TOTAL REVENUE TYPE</b>	<b>5,306,363</b>	<b>-</b>	<b>5,306,363</b>	<b>-</b>	<b>-</b>	<b>5,306,363</b>
<b>ELECTED OFFICIALS</b>							
04-141	ATTORNEY GENERAL	2,073,560	1,109	2,074,669	-	-	2,074,669
04-158	PUBLIC SERVICE COMMISSION	6,021,799	54,451	6,076,250	-	-	6,076,250
04-160	DEPT OF AGRICULTURE	20,972,232	415,253	21,387,485	-	-	21,387,485
04-165	COMMISSIONER OF INSURANCE	207,576,482	(1,592,474)	205,984,008	196,300,000	196,300,000	9,684,008
04-148	OFFICE OF STATE TREASURER	-	-	-	18,900,000	18,900,000	(18,900,000)
	EDUCATION EXCELLENCE	27,113,773	-	27,113,773	43,000,000	43,000,000	(15,886,227)
	LOUISIANA FUND	14,191,180	-	14,191,180	10,600,000	10,600,000	3,591,180
	HEALTH EXCELLENCE	27,313,398	-	27,313,398	-	-	27,313,398
	TOPS	27,313,398	-	27,313,398	-	-	27,313,398
	SUPPORT FUND	60,372,056	4,701,847	65,073,903	62,500,000	62,500,000	2,573,903
	PERMANENT TRUST FUND	23,758,390	1,402,317	25,160,707	-	-	25,160,707
	UNCLAIMED PROPERTY	19,366,206	5,621	19,371,827	20,500,000	20,500,000	(1,128,173)
	B10 INTEREST EARNED	49,229,698	4,265,714	53,495,412	3,600,000	3,600,000	49,895,412
	CAPITAL OUTLAY TIMED RESERVE	46,041,712	19,872,442	65,914,154	-	-	65,914,154
	BUDGET STABILIZATION	-	-	-	19,800,000	19,800,000	(19,800,000)
	B15 INTEREST EARNED	43,710,559	-	43,710,559	50,000,000	50,000,000	(6,289,441)
	BSRF-OTHER RECEIPTS	19,787,855	(10,778,153)	9,009,702	3,509,000	3,509,000	5,509,702
	<b>TOTAL 04-148</b>	<b>358,198,225</b>	<b>19,469,788</b>	<b>377,668,013</b>	<b>232,400,000</b>	<b>232,400,000</b>	<b>145,268,013</b>
	<b>SUBTOTAL 04</b>	<b>594,842,298</b>	<b>18,348,127</b>	<b>613,190,425</b>	<b>428,700,000</b>	<b>428,700,000</b>	<b>184,490,425</b>
<b>REVENUE BY TYPE</b>							
	INTERGOVERNMENTAL RECEIPTS	15,651,551	(12,548,111)	3,103,440	-	-	3,103,440
	TAXES	208,550,711	53,924,616	262,475,327	196,300,000	196,300,000	66,175,327
	GAMING REVENUE	-	500,000	500,000	-	-	500,000
	TOBACCO SETTLEMENT	56,680,488	-	56,680,488	53,600,000	53,600,000	3,080,488
	USE OF MONEY AND PROPERTY	227,082,751	10,369,878	237,452,629	119,600,000	119,600,000	117,852,629
	LICENSES, PERMITS AND FEES	58,467,883	(35,150,717)	23,317,166	-	-	23,317,166
	SALES OF COMMODITIES AND SERVICES	8,784	793	9,577	-	-	9,577
	OTHER RECEIPTS	28,400,130	1,251,668	29,651,798	59,200,000	59,200,000	(29,548,202)
	<b>TOTAL REVENUE TYPE</b>	<b>594,842,298</b>	<b>18,348,127</b>	<b>613,190,425</b>	<b>428,700,000</b>	<b>428,700,000</b>	<b>184,490,425</b>
<b>ECONOMIC DEVELOPMENT</b>							
05-251	OFFICE OF THE SECRETARY	-	-	-	-	-	-
05-252	OFFICE OF BUSINESS DEVELOPMENT	7,331,319	-	7,331,319	-	-	7,331,319
	<b>SUBTOTAL 05</b>	<b>7,331,319</b>	<b>-</b>	<b>7,331,319</b>	<b>-</b>	<b>-</b>	<b>7,331,319</b>

STATE OF LOUISIANA  
 ACTUAL RECEIPTS & BUDGET COMPARISON  
 MAJOR STATE REVENUE EXCLUDING AGENCY INA  
 BOND SECURITY AND GENERAL FUND  
 FISCAL YEAR 2003-04

SCHEDULE NUMBER	BUDGET UNIT NAME	ACTUAL		TOTAL	FINAL	VARIANCE
		RECEIPTS MAJOR STATE	RECEIVABLES MAJOR STATE	MAJOR STATE	BUDGET MAJOR STATE	(UNFAVORABLE)
	REVENUE BY TYPE					
	INTERGOVERNMENTAL RECEIPTS			-		-
	TAXES			-		-
	GAMING REVENUE			-		-
	USE OF MONEY AND PROPERTY	435,130		435,130		435,130
	LICENSES, PERMITS AND FEES	195,713		195,713		195,713
	SALES OF COMMODITIES AND SERVICES			-		-
	OTHER RECEIPTS	6,700,476		6,700,476		6,700,476
	TOTAL REVENUE TYPE	7,331,319	-	7,331,319	-	7,331,319
	<b>CULTURE, RECREATION, AND TOURISM</b>					
06-264	OFFICE OF STATE PARKS	5,509,184	206,071	5,715,255		5,715,255
	SUBTOTAL 06	5,509,184	206,071	5,715,255	-	5,715,255
	REVENUE BY TYPE					
	INTERGOVERNMENTAL RECEIPTS	70,000		70,000		70,000
	TAXES	(326,777)	(40,524)	(367,301)		(367,301)
	GAMING REVENUE			-		-
	USE OF MONEY AND PROPERTY	464,021	112,224	576,245		576,245
	LICENSES, PERMITS AND FEES	5,222,916	42,538	5,265,454		5,265,454
	SALES OF COMMODITIES AND SERVICES		50,619	50,619		50,619
	OTHER RECEIPTS	79,024	41,214	120,238		120,238
	TOTAL REVENUE TYPE	5,509,184	206,071	5,715,255	-	5,715,255
	<b>TRANSPORTATION AND DEVELOPMENT</b>					
07-276	OFFICE OF ENGINEERING	16,284,692	1,173,874	17,458,566		17,458,566
	SUBTOTAL 07	16,284,692	1,173,874	17,458,566	-	17,458,566
	REVENUE BY TYPE					
	INTERGOVERNMENTAL RECEIPTS			-		-
	TAXES			-		-
	GAMING REVENUE			-		-
	USE OF MONEY AND PROPERTY			-		-
	LICENSES, PERMITS AND FEES	359,332	8,125	367,457		367,457
	SALES OF COMMODITIES AND SERVICES			-		-
	OTHER RECEIPTS	15,925,360	1,165,749	17,091,109		17,091,109
	TOTAL REVENUE TYPE	16,284,692	1,173,874	17,458,566	-	17,458,566
	<b>DEPARTMENT OF PUBLIC SAFETY</b>					
08-419	OFFICE OF STATE POLICE	41,364,536	2,433,638	43,798,174	2,000,000	41,798,174
	RIVERBOAT GAMING AND FRANCHISE	339,013,728	3,139,730	342,153,458	338,900,000	3,253,458
	VIDEO DRAW POKER AND PURSE SUPPLEMEN	166,259,451	8,630,616	174,890,067	178,000,000	(3,109,933)
	SUBTOTAL 08-419	546,637,715	14,203,984	560,841,699	518,900,000	41,941,699
08-420	OFFICE OF MOTOR VEHICLES	9,328,988	148,374	9,477,362		9,477,362
	STATE SALES TAX	268,267,137	23,954,652	292,221,789	296,500,000	(4,278,211)
	LICENSE PLATE FEES	35,375,195	1,543,581	36,918,776	43,100,000	(6,181,224)
	CERTIFICATE OF TITLE	23,688,524	344,752	24,033,276	24,400,000	(366,724)
	TRANSPORTATION TRUST FUND	39,419,898	559,264	39,979,162	35,000,000	4,979,162
	DRIVER LICENSE	8,136,030	149,823	8,285,853	12,800,000	(4,514,147)
	OTHER DRIVER LICENSE	169,808	925	170,733		170,733
	OTHER MOTOR VEHICLE FEES	2,605,102	28,435	2,633,537		2,633,537
	SUBTOTAL 08-420	386,990,682	26,729,806	413,720,488	411,800,000	1,920,488
08-422	STATE FIRE MARSHALL	478,388	66,328	544,716		544,716
08-423	LA GAMING CONTROL BOARD	59,835,726	(171,233)	59,664,493	59,500,000	164,493
08-424	LIQUEFIED PETROLEUM GAS COMM	783,390		783,390		783,390
	SUBTOTAL 08 PUBLIC SAFETY	994,725,901	40,828,885	1,035,554,786	990,200,000	45,354,786
	REVENUE BY TYPE					
	INTERGOVERNMENTAL RECEIPTS			-		-
	TAXES	269,378,002	24,043,548	293,421,550	296,500,000	(3,078,450)
	GAMING REVENUE	585,009,005	11,684,033	596,693,038	578,400,000	18,293,038
	USE OF MONEY AND PROPERTY			-		-
	LICENSES, PERMITS AND FEES	126,516,703	4,816,396	131,333,099	115,300,000	16,033,099
	SALES OF COMMODITIES AND SERVICES	2,411,753	19,024	2,430,777		2,430,777
	OTHER RECEIPTS	11,410,438	265,884	11,676,322		11,676,322
	TOTAL REVENUE TYPE	994,725,901	40,828,885	1,035,554,786	990,200,000	45,354,786



STATE OF LOUISIANA  
ACTUAL RECEIPTS & BUDGET COMPARISON  
MAJOR STATE REVENUE EXCLUDING AGENCY INA  
BOND SECURITY AND GENERAL FUND  
FISCAL YEAR 2003-04

SCHEDULE NUMBER	BUDGET UNIT NAME	ACTUAL			FINAL	
		RECEIPTS MAJOR STATE	RECEIVABLES MAJOR STATE	TOTAL MAJOR STATE	BUDGET MAJOR STATE	VARIANCE (UNFAVORABLE)
<b>DEPARTMENT OF CORRECTIONS</b>						
08-403	OFFICE OF YOUTH DEVELOPMENT	229,266	4,665	233,931		233,931
08-415	ADULT PROBATION AND PAROLE	235,777	5,390	241,167		241,167
	SUBTOTAL 08 CORRECTIONS	<u>465,043</u>	<u>10,055</u>	<u>475,098</u>	<u>-</u>	<u>475,098</u>
	SUBTOTAL 08	<u>995,190,944</u>	<u>40,838,940</u>	<u>1,036,029,884</u>	<u>990,200,000</u>	<u>45,829,884</u>
REVENUE BY TYPE						
	INTERGOVERNMENTAL RECEIPTS			-		-
	TAXES			-		-
	GAMING REVENUE			-		-
	USE OF MONEY AND PROPERTY			-		-
	LICENSES, PERMITS AND FEES			-		-
	SALES OF COMMODITIES AND SERVICES			-		-
	OTHER RECEIPTS	465,043	10,055	475,098		475,098
	TOTAL REVENUE TYPE	<u>465,043</u>	<u>10,055</u>	<u>475,098</u>	<u>-</u>	<u>475,098</u>
<b>HEALTH AND HUMAN RESOURCES</b>						
09-306	MEDICAL VENDOR PAYMENTS	90,325,743	10,314,627	100,640,370	96,900,000	3,740,370
09-326	OFFICE OF PUBLIC HEALTH	654,852	150,188	805,040		805,040
	SUBTOTAL 09	<u>90,980,595</u>	<u>10,464,815</u>	<u>101,445,410</u>	<u>96,900,000</u>	<u>4,545,410</u>
REVENUE BY TYPE						
	INTERGOVERNMENTAL RECEIPTS	1,512,861	377,319	1,890,180		1,890,180
	TAXES			-		-
	GAMING REVENUE			-		-
	USE OF MONEY AND PROPERTY			-		-
	LICENSES, PERMITS AND FEES	654,852	150,188	805,040		805,040
	SALES OF COMMODITIES AND SERVICES			-		-
	OTHER RECEIPTS	88,812,882	9,937,308	98,750,190	96,900,000	1,850,190
	TOTAL REVENUE TYPE	<u>90,980,595</u>	<u>10,464,815</u>	<u>101,445,410</u>	<u>96,900,000</u>	<u>4,545,410</u>
<b>DEPARTMENT OF SOCIAL SERVICES</b>						
10-355	OFFICE OF FAMILY SUPPORT	310,161	61,569	371,730		371,730
10-370	OFFICE OF COMMUNITY DEVELOPMENT	1,153		1,153		1,153
10-374	REHABILITATION SERVICES	1,813,446		1,813,446		1,813,446
	SUBTOTAL 10	<u>2,124,760</u>	<u>61,569</u>	<u>2,186,329</u>	<u>-</u>	<u>2,186,329</u>
REVENUE BY TYPE						
	INTERGOVERNMENTAL RECEIPTS	(191,742)		(191,742)		(191,742)
	TAXES			-		-
	GAMING REVENUE			-		-
	USE OF MONEY AND PROPERTY			-		-
	LICENSES, PERMITS AND FEES	1,153		1,153		1,153
	SALES OF COMMODITIES AND SERVICES			-		-
	OTHER RECEIPTS	2,315,349	61,569	2,376,918		2,376,918
	TOTAL REVENUE TYPE	<u>2,124,760</u>	<u>61,569</u>	<u>2,186,329</u>	<u>-</u>	<u>2,186,329</u>
<b>NATURAL RESOURCES</b>						
11-431	OFFICE OF THE SECRETARY	1,254,222	27,258	1,281,480		1,281,480
11-432	OFFICE OF CONSERVATION	8,407,516	21,188	8,428,704		8,428,704
11-435	COASTAL RESTORATION	950,325	10,302	960,627		960,627
11-434	OFFICE OF MINERAL RESOURCES			-		-
	BONUSES-BSRF	23,036,042		23,036,042	19,900,000	3,136,042
	ROYALTIES-BSRF	291,151,616	72,317,143	363,468,759	332,100,000	31,368,759
	RENTALS-BSRF	11,038,338		11,038,338	15,900,000	(4,861,662)
	OTHER RECEIPTS-BSRF	15,252,758	(12,811,375)	2,441,383	26,600,000	(24,158,617)
	CONSERVATION	17,162,410	1,903,309	19,065,719		19,065,719
	SUBTOTAL 11-434	<u>357,641,164</u>	<u>61,409,077</u>	<u>419,050,241</u>	<u>394,500,000</u>	<u>24,550,241</u>
	SUBTOTAL 11	<u>368,253,227</u>	<u>61,467,825</u>	<u>429,721,052</u>	<u>394,500,000</u>	<u>35,221,052</u>

STATE OF LOUISIANA  
 ACTUAL RECEIPTS & BUDGET COMPARISON  
 MAJOR STATE REVENUE EXCLUDING AGENCY INA  
 BOND SECURITY AND GENERAL FUND  
 FISCAL YEAR 2003-04

SCHEDULE NUMBER	BUDGET UNIT NAME	ACTUAL RECEIPTS MAJOR STATE	RECEIVABLES MAJOR STATE	TOTAL MAJOR STATE	FINAL BUDGET MAJOR STATE	VARIANCE (UNFAVORABLE)
	REVENUE BY TYPE					
	INTERGOVERNMENTAL RECEIPTS			-		-
	TAXES			-		-
	GAMING REVENUE			-		-
	USE OF MONEY AND PROPERTY	302,560,431	46,985,427	349,545,858	394,500,000	(44,954,142)
	LICENSES, PERMITS AND FEES	12,120,658	31,849	12,152,507		12,152,507
	SALES OF COMMODITIES AND SERVICES	8,084,998	82,910	8,167,908		8,167,908
	OTHER RECEIPTS	45,487,140	14,367,639	59,854,779		59,854,779
	TOTAL REVENUE TYPE	368,253,227	61,467,825	429,721,052	394,500,000	35,221,052
	<b>REVENUE AND TAXATION</b>					
12-440	ALCOHOLIC BEVERAGE TAX	15,394,434	1,446,081	16,840,515	16,800,000	40,515
	BEER TAX	33,539,005	3,044,563	36,583,568	38,500,000	(1,916,432)
	CORPORATION FRANCHISE TAX	168,806,633	12,237,149	181,043,782	190,700,000	(9,656,218)
	ELECTRIC CO-OP FEES	24,497	5,241	29,738		29,738
	AUTOMOBILE RETAIL TAX	3,973,663	423,271	4,396,934	4,400,000	(3,066)
	AVIATION FUEL	6,300,000		6,300,000	6,300,000	-
	GASOLINE AND SPECIAL FUELS-TIMED				113,480,000	(113,480,000)
	GASOLINE AND SPECIAL FUELS-TTF	369,125,405	79,489,768	448,615,173	453,920,000	(5,304,827)
	CORPORATION INCOME TAX	257,444,509	(10,698,631)	246,745,878	216,900,000	29,845,878
	FIDUCIARY INCOME TAX	4,721,634	266,723	4,988,357	1,300,000	3,688,357
	INDIVIDUAL INCOME TAX	2,054,028,823	133,021,557	2,187,050,380	2,198,600,000	(11,549,620)
	INHERITANCE TAX	38,928,275	3,261,177	42,189,452	36,400,000	5,789,452
	GIFT TAX	3,665,421	127,513	3,792,934	3,800,000	(7,066)
	NATURAL GAS FRANCHISE	1,905,100	955,758	2,860,858	3,500,000	(639,142)
	PARISH AND MUNICIPALITIES	26,179,949	6,146,622	32,326,571		32,326,571
	UTILITIES TAX	8,377,158	349,485	8,726,643	8,000,000	726,643
	HAZARDOUS WASTE TAX	3,619,025	1,156,248	4,775,273		4,775,273
	SALES TAX	1,925,013,339	177,291,156	2,102,304,495	2,090,300,000	12,004,495
	SEVERANCE TAX	479,842,562	47,272,620	527,115,182	493,700,000	33,415,182
	TOBACCO TAX HEALTH CARE	35,756,098	7,770,265	43,526,363		43,526,363
	NON-RESIDENT CONTRACTORS	33,637	1,460	35,097		35,097
	UTILITY CARRIER SUPERVISION AND INSPECTIC	1,014,633	(1,014,633)	-	5,000,000	(5,000,000)
	TOBACCO TAX	96,741,344	5,314,733	102,056,077	143,500,000	(41,443,923)
	TOBACCO PERMITS	8,850		8,850		8,850
	HOTEL/MOTEL TAX	944,563	142,403	1,086,966		1,086,966
	P & M BEER	90,573		90,573		90,573
	TELEPHONE COMPANY PROPERTY	13,598,004	2,045,499	15,643,503		15,643,503
	OIL SPILL CONTINGENCY	(4,460,746)	(577)	(4,461,323)		(4,461,323)
	OILFIELD SITE RESTORATION	2,929,475	(51,303)	2,878,172		2,878,172
	MISCELLANEOUS	18,373,011	4,452,623	22,825,634	19,800,000	3,025,634
	SUBTOTAL 12-440	5,565,918,874	474,456,771	6,040,375,645	6,044,900,000	(4,524,355)
12-441	LOUISIANA TAX COMMISSION	548,142		548,142		548,142
	SUBTOTAL 12	5,566,467,016	474,456,771	6,040,923,787	6,044,900,000	(3,976,213)
	REVENUE BY TYPE					
	INTERGOVERNMENTAL RECEIPTS			-		-
	TAXES	5,564,331,790	474,197,741	6,038,529,531	6,034,000,000	4,529,531
	GAMING REVENUE			-		-
	USE OF MONEY AND PROPERTY			-		-
	LICENSES, PERMITS AND FEES	5,057,702	259,030	5,316,732	10,900,000	(5,583,268)
	SALES OF COMMODITIES AND SERVICES			-		-
	OTHER RECEIPTS	(2,922,476)		(2,922,476)		(2,922,476)
	TOTAL REVENUE TYPE	5,566,467,016	474,456,771	6,040,923,787	6,044,900,000	(3,976,213)
	<b>DEPT. OF ENVIRONMENTAL QUALITY</b>					
13-851	OFFICE OF ENVIRONMENTAL COMPLIANCE			-	4,600,000	(4,600,000)
13-852	OFFICE OF ENVIRONMENTAL SERVICES	82,240	200	82,440		82,440
13-853	OFFICE OF ENVIRONMENTAL ASSESSMENT	6,820,873	771,830	7,592,703		7,592,703
13-855	MANAGEMENT AND FINANCE	76,448,303	4,207,272	80,655,575		80,655,575
	SUBTOTAL 13	83,351,416	4,979,302	88,330,718	4,600,000	83,730,718
	REVENUE BY TYPE					
	INTERGOVERNMENTAL RECEIPTS	302,010	1,256,622	1,558,632	4,600,000	(3,041,368)
	TAXES			-		-
	GAMING REVENUE			-		-
	USE OF MONEY AND PROPERTY			-		-
	LICENSES, PERMITS AND FEES	82,445,154	3,674,156	86,119,310		86,119,310
	SALES OF COMMODITIES AND SERVICES			-		-
	OTHER RECEIPTS	604,252	48,524	652,776		652,776
	TOTAL REVENUE TYPE	83,351,416	4,979,302	88,330,718	4,600,000	83,730,718

STATE OF LOUISIANA  
 ACTUAL RECEIPTS & BUDGET COMPARISON  
 MAJOR STATE REVENUE EXCLUDING AGENCY INA  
 BOND SECURITY AND GENERAL FUND  
 FISCAL YEAR 2003-04

SCHEDULE NUMBER	BUDGET UNIT NAME	ACTUAL RECEIPTS MAJOR STATE	RECEIVABLES MAJOR STATE	TOTAL MAJOR STATE	FINAL BUDGET MAJOR STATE	VARIANCE (UNFAVORABLE)
<b>DEPARTMENT OF EMPLOYMENT AND TRAINING</b>						
14-475	OFFICE OF WORKERS' COMPENSATION	46,487,869	628,734	47,116,603		47,116,603
	SUBTOTAL 14	<u>46,487,869</u>	<u>628,734</u>	<u>47,116,603</u>	<u>-</u>	<u>47,116,603</u>
	REVENUE BY TYPE					
	INTERGOVERNMENTAL RECEIPTS			-		-
	TAXES			-		-
	GAMING REVENUE			-		-
	USE OF MONEY AND PROPERTY	1,098	(1,098)	-		-
	LICENSES, PERMITS AND FEES	35,613,604		35,613,604		35,613,604
	SALES OF COMMODITIES AND SERVICES			-		-
	OTHER RECEIPTS	10,873,167	629,832	11,502,999		11,502,999
	TOTAL REVENUE TYPE	<u>46,487,869</u>	<u>628,734</u>	<u>47,116,603</u>	<u>-</u>	<u>47,116,603</u>
<b>DEPARTMENT OF WILDLIFE AND FISHERIES</b>						
16-512	OFFICE OF THE SECRETARY	1,936,427	39,221	1,975,648		1,975,648
	CONSERVATION	28,157,887	354,985	28,512,872		28,512,872
	SUBTOTAL 16-512	<u>30,094,314</u>	<u>394,206</u>	<u>30,488,520</u>	<u>-</u>	<u>30,488,520</u>
16-513	OFFICE OF WILDLIFE	3,830,872	5,289	3,836,161		3,836,161
16-514	OFFICE OF FISHERIES	5,403,589		5,403,589		5,403,589
	SUBTOTAL 16	<u>39,328,775</u>	<u>399,495</u>	<u>39,728,270</u>	<u>-</u>	<u>39,728,270</u>
	REVENUE BY TYPE					
	INTERGOVERNMENTAL RECEIPTS			-		-
	TAXES	222,340	407	222,747		222,747
	GAMING REVENUE			-		-
	USE OF MONEY AND PROPERTY	8,606,217	173	8,606,390		8,606,390
	LICENSES, PERMITS AND FEES	28,929,411	401,549	29,330,960		29,330,960
	SALES OF COMMODITIES AND SERVICES	350,601	756	351,357		351,357
	OTHER RECEIPTS	1,220,206	(3,390)	1,216,816		1,216,816
	TOTAL REVENUE TYPE	<u>39,328,775</u>	<u>399,495</u>	<u>39,728,270</u>	<u>-</u>	<u>39,728,270</u>
<b>DEPARTMENT OF EDUCATION-ADMINISTRATION</b>						
19-various	COLLEGE DISCRETE FUND	(21,204)	1,000	(20,204)		(20,204)
19-661	OFFICE OF STUDENT FINANCIAL ASSISTANCE			-		-
	SUBTOTAL 19	<u>(21,204)</u>	<u>1,000</u>	<u>(20,204)</u>	<u>-</u>	<u>(20,204)</u>
	REVENUE BY TYPE					
	INTERGOVERNMENTAL RECEIPTS			-		-
	TAXES			-		-
	GAMING REVENUE			-		-
	USE OF MONEY AND PROPERTY			-		-
	LICENSES, PERMITS AND FEES	12,000	1,000	13,000		13,000
	SALES OF COMMODITIES AND SERVICES			-		-
	OTHER RECEIPTS	(33,204)		(33,204)		(33,204)
	TOTAL REVENUE TYPE	<u>(21,204)</u>	<u>1,000</u>	<u>(20,204)</u>	<u>-</u>	<u>(20,204)</u>
<b>OTHER APPROPRIATIONS</b>						
20-922	DEBT SERVICE	1,543,608	389,192	1,932,800	13,100,000	(11,167,200)
	SUBTOTAL 20	<u>1,543,608</u>	<u>389,192</u>	<u>1,932,800</u>	<u>13,100,000</u>	<u>(11,167,200)</u>
	REVENUE BY TYPE					
	INTERGOVERNMENTAL RECEIPTS	1,543,608		1,543,608	13,100,000	(11,556,392)
	TAXES			-		-
	GAMING REVENUE			-		-
	USE OF MONEY AND PROPERTY			-		-
	LICENSES, PERMITS AND FEES			-		-
	SALES OF COMMODITIES AND SERVICES			-		-
	OTHER RECEIPTS		389,192	389,192		389,192
	TOTAL REVENUE TYPE	<u>1,543,608</u>	<u>389,192</u>	<u>1,932,800</u>	<u>13,100,000</u>	<u>(11,167,200)</u>
	<b>TOTAL FOR BOND SECURITY</b>	<u>7,954,947,974</u>	<u>616,264,535</u>	<u>8,571,212,509</u>	<u>8,006,700,000</u>	<u>564,512,509</u>
	TOTAL REVENUE BY TYPE BSRF					
	INTERGOVERNMENTAL RECEIPTS	20,214,095	(10,789,687)	9,424,408	17,700,000	(8,275,592)
	TAXES	6,042,156,066	552,125,788	6,594,281,854	6,526,800,000	67,481,854
	GAMING REVENUE	585,009,005	12,184,033	597,193,038	612,200,000	(15,006,962)
	TOBACCO SETTLEMENT	56,680,488	-	56,680,488	53,600,000	3,080,488
	USE OF MONEY AND PROPERTY	539,149,648	57,466,604	596,616,252	514,100,000	82,516,252
	LICENSES, PERMITS AND FEES	361,220,908	(25,764,677)	335,456,231	126,200,000	209,256,231

STATE OF LOUISIANA  
 ACTUAL RECEIPTS & BUDGET COMPARISON  
 MAJOR STATE REVENUE EXCLUDING AGENCY INA  
 BOND SECURITY AND GENERAL FUND  
 FISCAL YEAR 2003-04

SCHEDULE NUMBER	BUDGET UNIT NAME	ACTUAL	RECEIVABLES	TOTAL	FINAL	VARIANCE
		RECEIPTS MAJOR STATE	MAJOR STATE	MAJOR STATE	BUDGET MAJOR STATE	(UNFAVORABLE)
	SALES OF COMMODITIES AND SERVICES	142,502,274	2,418,288	144,920,562	-	144,920,562
	OTHER RECEIPTS	208,015,490	28,624,186	236,639,676	156,100,000	80,539,676
	<b>GAAP TOTAL REVENUE FOR BOND SECURITY</b>	<u>7,954,947,974</u>	<u>616,264,535</u>	<u>8,571,212,509</u>	<u>8,006,700,000</u>	<u>564,512,509</u>
	<b>GRAND TOTAL</b>	<u>\$ 7,954,947,974</u>	<u>\$ 616,264,535</u>	<u>\$ 8,571,212,509</u> (1)	<u>\$ 8,006,700,000</u> (2)	<u>\$ 564,512,509</u>

(1) Equal to total Major State Revenue on Revenues by Source and Distribution plus INA of \$17,208,111

(2) Equal to total Major State Revenue Budget on Revenues by Source and Distribution less INA budget of \$41,100,000

STATE OF LOUISIANA  
 ACTUAL RECEIPTS  
 APPROPRIATED FEDERAL FUNDS  
 BUDGET VS. ACTUAL GENERAL FUND  
 FISCAL YEAR 2003-04

SCHEDULE NUMBER	BUDGET UNIT NAME	RECEIPTS FEDERAL	RECEIVABLES FEDERAL	TOTAL FEDERAL	BUDGET FEDERAL	(UNFAVORABLE) FEDERAL
<b>OFFICE OF THE GOVERNOR</b>						
01-100	EXECUTIVE OFFICE	2,133,629	\$ 402,354	\$ 2,535,983	\$ 4,688,274	\$ (2,152,291)
01-105	LA MANUFACTURED HOUSING COMMISSION	68,386		68,386	95,135	(26,749)
01-107	DIVISION OF ADMINISTRATION	56,124,243	6,194,560	62,318,803	59,610,425	2,708,378
01-112	MILITARY AFFAIRS	47,404,290	8,830,830	56,235,120	101,119,260	(44,884,140)
01-113	WORKFORCE COMMISSION OFFICE	249,237	105,192	354,429	1,660,635	(1,306,206)
01-114	OFFICE ON WOMEN'S POLICY	1,219,255	179,294	1,398,549	1,468,316	(69,767)
01-129	LA COMMISSION ON LAW ENFORCEMENT	25,703,888	3,430,784	29,134,672	26,672,567	2,462,105
01-133	OFFICE OF ELDERLY AFFAIRS	20,379,480	237,911	20,617,391	21,296,965	(679,574)
20-980	DOA-UNEMPLOYMENT INSURANCE			-		-
	<b>SUBTOTAL 01</b>	<b>153,282,408</b>	<b>19,380,925</b>	<b>172,663,333</b>	<b>216,611,577</b>	<b>(43,948,244)</b>
<b>DEPARTMENT OF VETERANS AFFAIRS</b>						
01-130	DEPT OF VETERANS AFFAIRS	128,163	14,804	142,967	166,986	(24,019)
01-131	LA WAR VETERANS CENTER	3,133,301		3,133,301	3,406,515	(273,214)
01-132	NORTHEAST LA WAR VETERANS HOME	2,617,267		2,617,267	2,937,375	(320,108)
	<b>SUBTOTAL 03</b>	<b>5,878,731</b>	<b>14,804</b>	<b>5,893,535</b>	<b>6,510,876</b>	<b>(617,341)</b>
<b>ELECTED OFFICIALS</b>						
04-141	ATTORNEY GENERAL	1,679,698	202,884	1,882,582	1,926,642	(44,060)
04-146	LIEUTENANT GOVERNOR	1,434,882	106,809	1,541,691	4,328,330	(2,786,639)
04-147	OFFICE OF THE STATE TREASURER	4,053,973		4,053,973	1,000	4,052,973
04-160	DEPT OF AGRICULTURE	8,883,972	791,632	9,675,604	9,903,983	(228,379)
04-165	COMMISSIONER OF INSURANCE	190,018	34,246	224,264	223,186	1,078
	<b>SUBTOTAL 04</b>	<b>16,242,543</b>	<b>1,135,571</b>	<b>17,378,114</b>	<b>16,383,141</b>	<b>994,973</b>
<b>ECONOMIC DEVELOPMENT</b>						
05-251	OFFICE OF THE SECRETARY			-		-
05-252	OFFICE OF BUSINESS DEVELOPMENT	36,704	23,582	60,286	710,000	(649,714)
	<b>SUBTOTAL 05</b>	<b>36,704</b>	<b>23,582</b>	<b>60,286</b>	<b>710,000</b>	<b>(649,714)</b>
<b>CULTURE, RECREATION, AND TOURISM</b>						
06-261	OFFICE OF THE SECRETARY	497,050		497,050	497,050	-
06-262	OFFICE OF STATE LIBRARY	2,659,109	181,363	2,840,472	3,228,827	(388,355)
06-264	OFFICE OF STATE PARKS	905,062	101,908	1,006,970	1,348,987	(342,017)
06-265	OFFICE OF CULTURAL DEVELOPMENT	1,218,650		1,218,650	1,852,451	(633,801)
	<b>SUBTOTAL 06</b>	<b>5,279,871</b>	<b>283,271</b>	<b>5,563,142</b>	<b>6,927,315</b>	<b>(1,364,173)</b>
<b>TRANSPORTATION AND DEVELOPMENT</b>						
07-273	MANAGEMENT AND FINANCE			-		-
07-275	PUBLIC WORKS AND INTERMODAL TRANS.	9,372,983	1,544,303	10,917,286	14,780,266	(3,862,980)
07-276	OFFICE OF ENGINEERING	496,143	7,587	503,730	500,000	3,730
	<b>SUBTOTAL 07</b>	<b>9,869,126</b>	<b>1,551,890</b>	<b>11,421,016</b>	<b>15,280,266</b>	<b>(3,859,250)</b>
<b>DEPARTMENT OF PUBLIC SAFETY</b>						
08-419	OFFICE OF STATE POLICE	9,823,049	2,429,531	12,252,580	14,802,329	(2,549,749)
08-420	OFFICE OF MOTOR VEHICLES	93,961	140,048	234,009	387,086	(153,077)
08-422	STATE FIRE MARSHALL			-		-
08-425	LA HIGHWAY SAFETY COMMISSION	10,704,684	1,420,699	12,125,383	29,316,309	(17,190,926)
	<b>SUBTOTAL 08 PUBLIC SAFETY</b>	<b>20,621,694</b>	<b>3,990,278</b>	<b>24,611,972</b>	<b>44,505,724</b>	<b>(19,893,752)</b>
<b>DEPARTMENT OF CORRECTIONS</b>						
08-400	ADMINISTRATIVE	2,949,351	503,318	3,452,669	6,298,208	(2,845,539)
08-403	OFFICE OF YOUTH DEVELOPMENT	372,750	(3,355)	369,395	388,309	(18,914)
08-451	SHERIFF'S HOUSING OF STATE INMATES			-		-
	<b>SUBTOTAL 08 CORRECTIONS</b>	<b>3,322,101</b>	<b>499,963</b>	<b>3,822,064</b>	<b>6,686,517</b>	<b>(2,864,453)</b>
	<b>SUBTOTAL 08</b>	<b>23,943,795</b>	<b>4,490,241</b>	<b>28,434,036</b>	<b>51,192,241</b>	<b>(22,758,205)</b>
<b>HEALTH AND HUMAN RESOURCES</b>						
09-303	DEVELOPMENTAL DISABILITIES COUNCIL	1,282,592	219,514	1,502,106	1,606,016	(103,910)
09-305	MEDICAL VENDOR ADMINISTRATION	101,099,637	6,555,202	107,654,839	108,733,738	(1,078,899)
09-306	MEDICAL VENDOR PAYMENTS	3,421,072,706	299,305,389	3,720,378,095	3,727,220,177	(6,842,082)
09-307	OFFICE OF THE SECRETARY	9,365,780	873,074	10,238,854	14,110,289	(3,871,435)
09-311	NEW ORLEANS REHABILITATION CENTER	93,852	6,476	100,328	324,000	(223,672)
09-319	VILLA FELICIANA CHRONIC DISEASE	403,195	81,423	484,618	577,306	(92,688)
09-326	OFFICE OF PUBLIC HEALTH	175,788,966	12,879,989	188,668,955	192,560,149	(3,891,194)
09-330	OFFICE OF MENTAL HEALTH	6,222,309	990,865	7,213,174	9,836,777	(2,623,603)
09-331	MENTAL HEALTH AREA C	168,063	144,274	312,337	373,347	(61,010)
09-332	MENTAL HEALTH AREA B	209,553	68,822	278,375	1,388,034	(1,109,659)
09-333	MENTAL HEALTH AREA A	421,587	612,625	1,034,212	782,681	251,531
09-347	PINECREST DEVELOPMENTAL CENTER	291,343	6,880	298,223	289,022	9,201
09-351	OFFICE OF SUBSTANCE ABUSE	24,858,322	2,874,479	27,732,801	35,766,955	(8,034,154)

STATE OF LOUISIANA  
 ACTUAL RECEIPTS  
 APPROPRIATED FEDERAL FUNDS  
 BUDGET VS. ACTUAL GENERAL FUND  
 FISCAL YEAR 2003-04

SCHEDULE NUMBER	BUDGET UNIT NAME	RECEIPTS FEDERAL	RECEIVABLES FEDERAL	TOTAL FEDERAL	BUDGET FEDERAL	(UNFAVORABLE) FEDERAL
	SUBTOTAL 09	<u>3,741,277,905</u>	<u>324,619,012</u>	<u>4,065,896,917</u>	<u>4,093,568,491</u>	<u>(27,671,574)</u>
	<b>DEPARTMENT OF SOCIAL SERVICES</b>					
10-355	OFFICE OF FAMILY SUPPORT	1,086,573,606	91,823,215	1,178,396,821	577,811,299	600,585,522
10-370	OFFICE OF COMMUNITY SERVICES	127,837,979	13,311,387	141,149,366	145,767,610	(4,618,244)
10-374	REHABILITATION SERVICES	40,601,032	1,622,385	42,223,417	51,670,823	(9,447,406)
	SUBTOTAL 10	<u>1,255,012,617</u>	<u>106,756,987</u>	<u>1,361,769,604</u>	<u>775,249,732</u>	<u>586,519,872</u>
	<b>NATURAL RESOURCES</b>					
11-431	OFFICE OF THE SECRETARY	1,440,869	460,012	1,900,881	1,897,963	2,918
11-432	OFFICE OF CONSERVATION	1,078,290	414,135	1,492,425	1,659,745	(167,320)
11-434	OFFICE OF MINERAL RESOURCES	75,034	(682)	74,352	126,755	(52,403)
11-435	COASTAL RESTORATION	14,004,612	2,769,744	16,774,356	44,333,764	(27,559,408)
	SUBTOTAL 11	<u>16,598,805</u>	<u>3,643,209</u>	<u>20,242,014</u>	<u>48,018,227</u>	<u>(27,776,213)</u>
	<b>REVENUE AND TAXATION</b>					
12-440	OFFICE OF REVENUE	297,500	23,000	320,500	365,000	(44,500)
	SUBTOTAL 12	<u>297,500</u>	<u>23,000</u>	<u>320,500</u>	<u>365,000</u>	<u>(44,500)</u>
	<b>DEPT. OF ENVIRONMENTAL QUALITY</b>					
13-850	OFFICE OF THE SECRETARY	38,260	26,060	64,320	140,000	(75,680)
13-851	OFFICE OF ENVIRONMENTAL COMPLIANCE	1,650,127	784,778	2,434,905	2,830,000	(395,095)
13-852	OFFICE OF ENVIRONMENTAL SERVICES	2,313,427	615,907	2,929,334	2,905,000	24,334
13-853	OFFICE OF ENVIRONMENTAL ASSESSMENTS	7,382,980	1,629,222	9,012,202	9,823,720	(811,518)
13-855	MANAGEMENT AND FINANCE	265,936	55,720	321,656	320,000	1,656
	SUBTOTAL 13	<u>11,650,730</u>	<u>3,111,687</u>	<u>14,762,417</u>	<u>16,018,720</u>	<u>(1,256,303)</u>
	<b>DEPARTMENT OF EMPLOYMENT AND TRAINING</b>					
14-474	OFFICE OF WORKFORCE DEVELOPMENT	123,288,713	5,219,762	128,508,475	137,232,871	(8,724,396)
14-475	OFFICE OF WORKERS' COMPENSATION	838,192	17,087	855,279	848,689	6,590
	SUBTOTAL 14	<u>124,126,905</u>	<u>5,236,849</u>	<u>129,363,754</u>	<u>138,081,560</u>	<u>(8,717,806)</u>
	<b>DEPARTMENT OF WILDLIFE AND FISHERIES</b>					
16-511	OFFICE OF MANAGEMENT AND FINANCE	7,700,918	(10,081)	7,690,837	8,744,577	(1,053,740)
16-512	OFFICE OF THE SECRETARY	1,575,916	325,707	1,901,623	3,285,246	(1,383,623)
16-513	OFFICE OF WILDLIFE	4,629,830	394,704	5,024,534	7,555,914	(2,531,380)
16-514	OFFICE OF FISHERIES	4,896,782	364,777	5,261,559	9,730,261	(4,468,702)
	SUBTOTAL 16	<u>18,803,446</u>	<u>1,075,107</u>	<u>19,878,553</u>	<u>29,315,998</u>	<u>(9,437,445)</u>
	<b>DEPARTMENT OF EDUCATION-ADMINISTRATION</b>					
19-661	OFFICE OF STUDENT FINANCIAL ASSISTANCE	15,082,177	6,721,009	21,803,186	37,877,578	(16,074,392)
19-662	LA EDUCATIONAL TELEVISION AUTHORITY	8,653		8,653		8,653
19-672	LA SYSTEMIC INITIATIVE PROGRAM	1,947,864	177,773	2,125,637	3,257,957	(1,132,320)
19-674	LA UNIVERSITY MARINE CONSORTIUM	3,165,209	416,971	3,582,180	5,034,667	(1,452,487)
19-678	MANAGEMENT AND FINANCE	28,178,801	4,375,268	32,554,069	43,414,690	(10,860,621)
19-681	OFFICE OF ACADEMIC PROGRAMS	600,922,772	124,958,418	725,881,190	761,033,474	(35,152,284)
19-695	MINIMUM FOUNDATION PROGRAM	75,984,239		75,984,239	142,568,478	(66,584,239)
	SUBTOTAL 19	<u>725,289,715</u>	<u>136,649,439</u>	<u>861,939,154</u>	<u>993,186,844</u>	<u>(131,247,690)</u>
	<b>GRAND TOTAL</b>	<u>6,107,590,801</u>	<u>\$ 607,995,574</u>	<u>\$ 6,715,586,375</u>	<u>\$ 6,407,419,988</u>	<u>\$ 308,166,387</u>

STATE OF LOUISIANA  
 ACTUAL RECEIPTS  
 INTERAGENCY RECEIPTS (BSRF ONLY)  
 NON-GAAP PRESENTATION  
 FISCAL YEAR 2003-04

SCHEDULE NUMBER	BUDGET UNIT NAME	ACTUAL INTERAGENCY RECEIPTS	RECEIVABLE INTERAGENCY RECEIPTS	TOTAL RECEIPTS	BUDGET INTERAGENCY	VARIANCE
	OFFICE OF THE GOVERNOR					
01-100	EXECUTIVE OFFICE	\$ 9,891,467	\$ 419,163	\$ 10,310,630	\$ 11,130,640	\$ (820,010)
01-107	DIVISION OF ADMINISTRATION	24,578,049	531,545	25,109,594	51,978,152	(26,868,558)
01-112	MILITARY AFFAIRS	401,833		401,833	649,532	(247,699)
01-113	WORKFORCE COMMISSION OFFICE	10,816,410	2,673,549	13,489,959	16,526,600	(3,036,641)
01-114	OFFICE ON WOMEN'S POLICY	2,440,817	538,435	2,979,252	4,004,700	(1,025,448)
01-129	LOUISIANA COMMISSION ON LAW ENFORCEMENT			0		0
	<b>SUBTOTAL 01</b>	<b>48,128,576</b>	<b>4,162,692</b>	<b>52,291,268</b>	<b>84,289,624</b>	<b>(31,998,356)</b>
	ELECTED OFFICIALS:					
04-139	SECRETARY OF STATE	396,161	89,369	485,530	632,502	(146,972)
04-141	ATTORNEY GENERAL	11,676,750	1,457,109	13,133,859	13,593,975	(460,116)
04-144	COMMISSIONER OF ELECTIONS			0		0
04-146	LIEUTENANT GOVERNOR	350,282	12,860	363,142	615,058	(251,916)
04-147	OFFICE OF STATE TREASURER	1,202,756		1,202,756	1,195,955	6,801
04-160	AGRICULTURE AND FORESTRY	516,694	126,506	643,200	774,664	(131,464)
	<b>SUBTOTAL 04</b>	<b>14,142,643</b>	<b>1,685,844</b>	<b>15,828,487</b>	<b>16,812,154</b>	<b>(983,667)</b>
	DEPARTMENT OF COMMERCE					
05-251	OFFICE OF THE SECRETARY			0		0
05-252	OFFICE OF COMMERCE AND INDUSTRY	817,988	62,231	880,219	1,467,779	(587,560)
	<b>SUBTOTAL 05</b>	<b>817,988</b>	<b>62,231</b>	<b>880,219</b>	<b>1,467,779</b>	<b>(587,560)</b>
	CULTURE, RECREATION & TOURISM					
06-261	OFFICE OF THE SECRETARY	227,971		227,971	250,221	(22,250)
06-262	OFFICE OF STATE LIBRARY			0		0
06-264	OFFICE OF STATE PARKS			0		0
06-265	OFFICE OF CULTURAL DEVELOPMENT	175,849		175,849	277,355	(101,506)
06-267	OFFICE OF TOURISM	147,600		147,600	290,301	(142,701)
	<b>SUBTOTAL 06</b>	<b>551,420</b>	<b>0</b>	<b>551,420</b>	<b>817,877</b>	<b>(266,457)</b>
	TRANSPORTATION & DEVELOPMENT					
07-273	OFFICE OF MANAGEMENT & FINANCE	487,906	85,183	573,089	447,208	125,881
07-275	PUBLIC WORKS	198,881	56,805	255,686	285,144	(29,458)
07-276	OFFICE OF ENGINEERING	200,603		200,603	654,744	(454,141)
	<b>SUBTOTAL 07</b>	<b>887,390</b>	<b>141,988</b>	<b>1,029,378</b>	<b>1,387,096</b>	<b>(357,718)</b>
	DEPARTMENT OF PUBLIC SAFETY					
08-418	ADMINISTRATIVE	4,742,265	897,431	5,639,696	5,907,836	(268,140)
08-419	OFFICE OF STATE POLICE	5,964,259	2,714,977	8,679,236	28,445,906	(19,766,670)
08-420	OFFICE OF MOTOR VEHICLES			0		0
08-422	OFFICE OF STATE FIRE MARSHALL	185,189	54,926	240,115	400,321	(160,206)
08-425	LA HIGHWAY SAFETY COMMISSION	598,893	194,124	793,017	1,488,313	(695,296)
	<b>SUBTOTAL 08 PUBLIC SAFETY</b>	<b>11,490,606</b>	<b>3,861,458</b>	<b>15,352,064</b>	<b>36,242,376</b>	<b>(20,890,312)</b>
	CORRECTIONS ADMINISTRATIVE					
08-400	C. PAUL PHELPS CORRECTIONAL CENTER	5,048,143	497,338	5,545,481	8,797,208	(3,251,727)
08-401	LA STATE PENITENTIARY	88,970	5,926	94,896	87,142	7,754
08-402	OFFICE OF YOUTH DEVELOPMENT	106,659	65,841	172,500	172,500	0
08-403	AVOUELLES CORRECTIONAL FACILITY	9,165,981	559,367	9,725,348	11,071,662	(1,346,314)
08-405	LA CORRECTIONAL INSTITUTE FOR WOMEN	62,808		62,808	62,808	0
08-406	WINN CORRECTIONAL CENTER	66,578	8,754	75,332	78,775	(3,443)
08-407	ALLEN CORRECTIONAL CENTER	25,140		25,140	25,140	0
08-408	DIXON CORRECTIONAL INSTITUTE	25,140		25,140	25,140	0
08-409	WORK TRAINING-NORTH	320,548	388,764	709,312	708,640	672
08-412	HUNT CORRECTIONAL CENTER	178,440	4,848	183,288	178,440	4,848
08-413	WADE CORRECTIONAL CENTER	79,888		79,888	79,716	172
08-414	DIVISION OF PROBATION AND PAROLE	120,327		120,327	120,327	0
08-415	WASHINGTON CORRECTIONAL FACILITY	94,825	5,489	100,314	115,637	(15,323)
	<b>SUBTOTAL 08 CORRECTIONS</b>	<b>15,383,447</b>	<b>1,536,327</b>	<b>16,919,774</b>	<b>21,523,135</b>	<b>(4,362,707)</b>
	<b>SUBTOTAL 08</b>	<b>26,874,053</b>	<b>5,397,785</b>	<b>32,271,838</b>	<b>57,765,511</b>	<b>(25,253,019)</b>
	HEALTH & HUMAN					
09-303	DEVELOPMENTAL DISABILITIES COUNCIL	42,761	40,025	82,786	80,000	2,786
09-305	OFFICE OF THE SECRETARY	23,305	1,396	24,701	60,000	(35,299)
09-306	MEDICAL VENDOR PAYMENTS	96,252,378	127,790	96,380,168	103,897,438	(7,517,270)
09-307	OFFICE OF THE SECRETARY	197,668	42,801	240,469	1,252,267	(1,011,798)
09-311	NEW ORLEANS HOME AND REHABILITATION CENTER	5,554,207		5,554,207	6,006,928	(452,721)
09-319	VILLA FELICIANA CHRONIC DISEASE HOSPITAL	17,142,279	373,197	17,515,476	15,178,384	2,337,092
09-326	OFFICE OF PUBLIC HEALTH	14,424,917	119,349	14,544,266	21,539,540	(6,995,274)
09-330	OFFICE OF MENTAL HEALTH	1,966,652	713,200	2,679,852	4,313,127	(1,633,275)

STATE OF LOUISIANA  
 ACTUAL RECEIPTS  
 INTERAGENCY RECEIPTS (BSRF ONLY)  
 NON-GAAP PRESENTATION  
 FISCAL YEAR 2003-04

SCHEDULE NUMBER	BUDGET UNIT NAME	ACTUAL INTERAGENCY RECEIPTS	RECEIVABLE INTERAGENCY RECEIPTS	TOTAL RECEIPTS	BUDGET INTERAGENCY	VARIANCE
09-331	MENTAL HEALTH AREA C	32,078,361	753,183	32,831,544	28,472,194	4,359,350
09-332	MENTAL HEALTH AREA B	52,743,990	995,412	53,739,402	48,539,010	5,200,392
09-333	MENTAL HEALTH AREA A	60,338,681	298,305	60,636,986	57,500,778	3,136,208
09-340	OFFICE OF MENTAL RETARDATION	1,122,611	89,344	1,211,955	948,854	263,101
09-342	METROPOLITAN DEVELOPMENTAL CENTER	32,085,335	117	32,085,452	29,854,143	2,231,309
09-344	HAMMOND DEVELOPMENTAL CENTER	43,753,589		43,753,589	35,985,940	7,767,649
09-346	NORTHWEST DEVELOPMENTAL CENTER	18,134,133	2,900	18,137,033	15,207,097	2,929,936
09-347	PINECREST DEVELOPMENTAL CENTER	103,024,265		103,024,265	88,404,805	14,619,460
09-348	RUSTON DEVELOPMENTAL CENTER	9,065,351		9,065,351	8,305,148	760,203
09-349	SOUTHWEST DEVELOPMENTAL CENTER	9,929,237		9,929,237	9,682,029	247,208
09-351	OFFICE OF SUBSTANCE ABUSE	3,608,516	402,859	4,011,375	7,037,725	(3,026,350)
	SUBTOTAL 09	501,488,236	3,959,878	505,448,114	482,265,407	23,182,707
	DEPARTMENT OF SOCIAL SERVICES					
10-355	OFFICE OF FAMILY SUPPORT	1,878,472	75,759	1,954,231	28,262,608	(26,308,377)
10-357	DSS-OFFICE OF THE SECRETARY	40,458,188	3,419,968	43,878,156	54,460,417	(10,582,261)
10-370	OFFICE OF COMMUNITY SERVICES	2,592,625	211,302	2,803,927	4,562,325	(1,758,398)
	SUBTOTAL 10	44,929,285	3,707,029	48,636,314	87,285,350	(38,649,036)
	DEPARTMENT OF NATURAL RESOURCES					
11-431	OFFICE OF THE SECRETARY	6,034,591	(250,464)	5,784,127	6,832,962	(1,048,835)
11-432	OFFICE OF CONSERVATION	476,017		476,017	2,458,000	(1,981,983)
11-435	COASTAL RESTORATION	1,955,850	(1,650,744)	305,106	1,129,161	(824,055)
	SUBTOTAL 11	8,466,458	(1,901,208)	6,565,250	10,420,123	(3,854,873)
	DEPT OF REVENUE & TAXATION					
12-440	OFFICE OF REVENUE	115,849	87,168	203,017	248,146	(45,129)
	SUBTOTAL 12	115,849	87,168	203,017	248,146	(45,129)
	DEPT. OF ENVIRONMENTAL QUALITY					
13-853	OFFICE OF ENVIRONMENTAL ASSESSMENT	13,111	13,429	26,540	975,447	(948,907)
13-855	MANAGEMENT AND FINANCE			0		0
	SUBTOTAL 13	13,111	13,429	26,540	975,447	(948,907)
	DEPARTMENT OF EMPLOYMENT AND TRAINING					
14-474	OFFICE OF WORKFORCE DEVELOPMENT	2,492,429	336,378	2,828,807	5,937,689	(3,108,882)
	SUBTOTAL 14	2,492,429	336,378	2,828,807	5,937,689	(3,108,882)
	DEPT OF WILDLIFE & FISHERIES					
16-512	OFFICE OF THE SECRETARY	408,133		408,133	408,133	0
16-513	OFFICE OF WILDLIFE	3,817,842	31,713	3,849,555	6,099,879	(2,250,324)
16-514	OFFICE OF FISHERIES	2,554,486	25,000	2,579,486	3,173,734	(594,248)
	SUBTOTAL 16	6,780,461	56,713	6,837,174	9,681,746	(2,844,572)
	DEPARTMENT OF CIVIL SERVICE					
17-560	LOUISIANA CIVIL SERVICE	7,091,955		7,091,955	7,091,852	103
17-564	DIVISION OF ADMINISTRATION LAW	2,207,147		2,207,147	2,252,274	(45,127)
	SUBTOTAL 17	9,299,102	0	9,299,102	9,344,126	(45,024)
	DEPARTMENT OF EDUCATION-ADMN					
19-651	LA SCHOOL FOR THE VISUALLY IMPAIRED	71,787	123,578	195,365	296,699	(101,334)
19-653	LA SCHOOL FOR THE DEAF	568,685	54,780	623,465	806,114	(182,649)
19-655	LA SPECIAL EDUCATION CENTER	10,428,039	970,438	11,398,477	6,992,065	4,406,412
19-657	LA SCHOOL FOR MATH, SCIENCE & ARTS	1,006,716	291,120	1,297,836	1,335,901	(38,065)
19-661	OFFICE OF STUDENT FINANCIAL ASSISTANCE	33,379		33,379	33,379	0
19-662	LA EDUCATIONAL TELEVISION AUTHORITY	446,560	100,226	546,786	677,296	(130,510)
19-663	C.O.D.O.F.I.L.	46,480	15,239	61,719	80,000	(18,281)
19-666	BD OF ELEMENTARY & SECONDARY	68,101	15,019	83,120	1,386,294	(1,303,174)
19-672	LA SYSTEMIC INITIATIVE PROGRAM	418,592	114,172	532,764	568,304	(35,540)
19-673	NEW ORLEANS CENTER FOR CREATIVE ARTS			0	7,718	(7,718)
19-674	LA UNIVERSITY MARINE CONSORTIUM	469,101	99,550	568,651	1,174,259	(605,608)
19-678	MANAGEMENT & FINANCE	9,686,358	2,002,713	11,689,071	15,585,256	(3,896,185)
19-681	SUBGRANTEE ASSISTANCE	51,145,944	22,543,967	73,689,911	108,451,048	(34,761,137)
19-699	SPECIAL SCHOOL DISTRICTS	2,476,171	394,636	2,870,807	5,581,770	(2,710,963)
	SUBTOTAL 19	76,865,913	26,725,438	103,591,351	142,976,103	(39,384,752)
	OTHER APPROPRIATIONS					
	JUDICIARY-VARIOUS			0	9,830,000	(9,830,000)
20-977	DOA-DEBT SERVICE & MAINTENANCE	35,507,303		35,507,303	36,261,000	(753,697)
	SUBTOTAL 20	35,507,303	0	35,507,303	46,091,000	(10,583,697)



STATE OF LOUISIANA  
 ACTUAL RECEIPTS  
 INTERAGENCY RECEIPTS (BSRF ONLY)  
 NON-GAAP PRESENTATION  
 FISCAL YEAR 2003-04

SCHEDULE NUMBER	BUDGET UNIT NAME	ACTUAL INTERAGENCY RECEIPTS	RECEIVABLE INTERAGENCY RECEIPTS	TOTAL RECEIPTS	BUDGET INTERAGENCY	VARIANCE
	GRAND TOTAL	\$ <u>777,360,217</u>	\$ <u>44,435,365</u>	\$ <u>821,795,582</u>	\$ <u>957,765,178</u>	\$ <u>(135,728,942)</u>

(1)  
 (1)\$138,383,759 SUBSEQUENTLY REFLECTED AS TRUE REVENUE, WHILE \$683,411,830 REDUCED DUPLICATE REVENUES. THE TRUE REVENUE IS REFLECTED IN OTHER RECEIPTS-SELF GENERATED IN THE CAFR. SEE THE NEXT PAGE FOR THE AGENCY BREAKDOWN.

STATE OF LOUISIANA  
INTERAGENCY TRANSFERS WHICH WERE RECLASSIFIED AS SELF-GENERATED  
FISCAL YEAR 2003-04

AGENCY	AMOUNT	WHERE THE MONEY CAME FROM
OFFICE OF THE GOVERNOR	\$ 815	DISCRETE ENTITIES
DIVISION OF ADMINISTRATION	3,861,583	RETIREMENT SYSTEMS, DISCRETE ENTITIES
WORKFORCE COMMISSION OFFICE	110,000	DISCRETE ENTITIES
SECRETARY OF STATE	148,258	RETIREMENT SYSTEMS, DISCRETE ENTITIES, PARISHES
ATTORNEY GENERAL	55,676	DISCRETE ENTITIES
DOTD-OFFICE OF HIGHWAYS	603	INTERNAL SERVICE FUND
DEVELOPMENTAL DISABILITIES	62,786	DISCRETE ENTITIES
DHH-OFFICE OF THE SECRETARY	24,572	DISCRETE ENTITIES
MEDICAL VENDOR PAYMENTS	95,698,128	DISCRETE ENTITIES
OFFICE OF PUBLIC HEALTH	157,262	DISCRETE ENTITIES
MENTAL HEALTH AREA C	2,765,747	DISCRETE ENTITIES
MENTAL HEALTH AREA B	5,423,987	DISCRETE ENTITIES
MENTAL HEALTH AREA A	10,130,858	DISCRETE ENTITIES
CORRECTIONS ADMINISTRATION	761,179	DISCRETE ENTITIES
LA STATE PENITENTIARY	172,500	INTERNAL SERVICE FUND
OFFICE OF YOUTH DEVELOPMENT	888,734	DISCRETE ENTITIES
LA CORRECTIONAL INSTITUTE FOR WOMEN	36,157	INTERNAL SERVICE FUND
DIXON CORRECTIONAL INSTITUTE	648,674	INTERNAL SERVICE FUND
HUNT CORRECTIONAL INSTITUTE	31,684	INTERNAL SERVICE FUND
PUBLIC SAFETY-STATE POLICE	7,245	INTERNAL SERVICE FUNDS
CIVIL SERVICE	2,134,171	RETIREMENT SYSTEMS, DISCRETE ENTITIES
LOUISIANA EDUCATIONAL TELEVISION AUTHORITY	8,100	DISCRETE ENTITIES
LOUISIANA SYSTEMIC INITIATIVE PROGRAM	54,220	DISCRETE ENTITIES
LOUISIANA UNIVERSITY MARINE CONSORTIUM	468,887	DISCRETE ENTITIES
STATE ACTIVITIES	1,522,595	DISCRETE ENTITIES
SPECIAL SCHOOL DISTRICTS	11,198,414	DISCRETE ENTITIES
DOA-DEBT SERVICE AND MAINTENANCE	2,010,924	
TOTAL	\$ <u>138,383,759</u>	

STATE OF LOUISIANA  
 ACTUAL RECEIPTS & BUDGET COMPARISON  
 SELF GENERATED  
 BOND SECURITY AND GENERAL FUND  
 FISCAL YEAR 2003-04

SCHEDULE NUMBER	BUDGET UNIT NAME	ACTUAL RECEIPTS SELF-GENERATED	RECEIVABLES SELF-GENERATED	TOTAL SELF-GENERATED	FINAL BUDGET SELF-GENERATED	VARIANCE (UNFAVORABLE)
<b>OFFICE OF THE GOVERNOR</b>						
01-100	EXECUTIVE OFFICE	\$ 108,045	\$ (63,187)	\$ 44,858	\$ 138,250	\$ (93,392)
01-101	GOVERNOR'S COMM ON INDIAN AFFAIRS	2,623	623	3,246	25,000	(21,754)
01-107	DIVISION OF ADMINISTRATION	16,717,022	41,421	16,758,443	22,967,690	(6,209,247)
01-112	MILITARY AFFAIRS	1,971,767	139,558	2,111,325	2,536,888	(425,563)
01-113	WORKFORCE COMMISSION OFFICE	22,350	2,650	25,000	110,000	(85,000)
01-114	OFFICE OF WOMEN'S POLICY	363,448	45,731	409,179	577,239	(168,060)
01-126	BOARD OF TAX APPEALS	15,791	1,286	17,077	25,160	(8,083)
01-129	LA COMMISSION ON LAW ENFORCEMENT	1,112,321	118,366	1,230,687	1,522,970	(292,283)
01-133	OFFICE OF ELDERLY AFFAIRS	1,705		1,705	39,420	(37,715)
01-254	OFFICE OF LOUISIANA RACING	5,962,584	146,805	6,109,389	6,064,217	45,172
01-255	OFFICE OF FINANCIAL INSTITUTIONS	17,525,570	15,760	17,541,330	8,693,328	8,848,002
01-259	OFFICE OF COSMETOLOGY	1,460,844	(700)	1,460,144	1,666,196	(206,052)
	<b>SUBTOTAL 01</b>	<b>45,264,070</b>	<b>448,313</b>	<b>45,712,383</b>	<b>44,366,358</b>	<b>1,346,025</b>
<b>REVENUE BY TYPE</b>						
	INTERGOVERNMENTAL RECEIPTS	1,342,263	134,740	1,477,003	1,788,717	(311,714)
	TAXES	-	-	-	-	-
	GAMING REVENUE	4,523,763	45,515	4,569,278	4,750,168	(180,890)
	USE OF MONEY AND PROPERTY	1,182,108	44,375	1,226,483	1,058,655	167,828
	LICENSES, PERMITS AND FEES	19,941,908	79,589	20,021,497	11,506,595	8,514,902
	SALES OF COMMODITIES AND SERVICES	15,254,449	2,789	15,257,238	18,305,719	(3,048,481)
	OTHER RECEIPTS	3,019,579	141,305	3,160,884	6,956,504	(3,795,620)
	<b>TOTAL REVENUE TYPE</b>	<b>45,264,070</b>	<b>448,313</b>	<b>45,712,383</b>	<b>44,366,358</b>	<b>1,346,025</b>
<b>DEPARTMENT OF VETERANS AFFAIRS</b>						
03-130	DEPARTMENT OF VETERANS AFFAIRS	578,861	18,895	597,756	604,796	(7,030)
03-131	LA WAR VETERANS HOME	2,181,333		2,181,333	2,626,569	(445,236)
03-132	NORTHEAST LA WAR VETERANS HOME	2,313,850		2,313,850	2,333,037	(19,187)
03-134	SOUTHWEST LA WAR VETERANS HOME			-	-	-
	<b>SUBTOTAL 03</b>	<b>5,074,044</b>	<b>18,895</b>	<b>5,092,939</b>	<b>5,564,392</b>	<b>(471,453)</b>
<b>REVENUE BY TYPE</b>						
	INTERGOVERNMENTAL RECEIPTS	-	-	-	-	-
	TAXES	-	-	-	-	-
	GAMING REVENUE	-	-	-	-	-
	USE OF MONEY AND PROPERTY	-	-	-	-	-
	LICENSES, PERMITS AND FEES	-	-	-	-	-
	SALES OF COMMODITIES AND SERVICES	-	-	-	-	-
	OTHER RECEIPTS	5,074,044	18,895	5,092,939	5,564,392	(471,453)
	<b>TOTAL REVENUE TYPE</b>	<b>5,074,044</b>	<b>18,895</b>	<b>5,092,939</b>	<b>5,564,392</b>	<b>(471,453)</b>
<b>ELECTED OFFICIALS</b>						
04-139	SECRETARY OF STATE	11,960,013	188,206	12,148,219	11,888,180	260,039
04-141	ATTORNEY GENERAL	1,484,139	96,129	1,580,268	4,495,714	(2,915,446)
04-144	COMMISSIONER OF ELECTIONS	3,090,714	398,519	3,489,233	2,818,959	670,274
04-147	OFFICE OF STATE TREASURER	6,642,955	62,670	6,705,625	6,756,950	(51,325)
04-158	PUBLIC SERVICE COMMISSION	373,900	800	374,700	270,020	104,680
04-160	DEPT OF AGRICULTURE	6,209,896	1,042,316	7,252,212	9,804,721	(2,552,509)
04-165	COMMISSIONER OF INSURANCE	30,257,952	98,462	30,356,414	23,252,161	7,104,253
	<b>SUBTOTAL 04</b>	<b>60,019,569</b>	<b>1,887,102</b>	<b>61,906,671</b>	<b>59,286,705</b>	<b>2,619,966</b>
<b>REVENUE BY TYPE</b>						
	INTERGOVERNMENTAL RECEIPTS	-	-	-	-	-
	TAXES	-	-	-	-	-
	GAMING REVENUE	-	-	-	-	-
	USE OF MONEY AND PROPERTY	2,227,484	5,306	2,232,790	1,684,534	548,256
	LICENSES, PERMITS AND FEES	45,761,993	504,844	46,266,837	38,692,805	7,574,032
	SALES OF COMMODITIES AND SERVICES	4,521,593	300,238	4,821,831	4,749,778	72,053
	OTHER RECEIPTS	7,508,499	1,076,714	8,585,213	14,159,588	(5,574,375)
	<b>TOTAL REVENUE TYPE</b>	<b>60,019,569</b>	<b>1,887,102</b>	<b>61,906,671</b>	<b>59,286,705</b>	<b>2,619,966</b>
<b>ECONOMIC DEVELOPMENT</b>						
05-251	OFFICE OF THE SECRETARY	183,261	1,062	184,323	183,261	1,062
05-252	OFFICE OF ECONOMIC DEVELOPMENT	907,714		907,714	3,344,295	(2,436,581)
	<b>SUBTOTAL 05</b>	<b>1,090,975</b>	<b>1,062</b>	<b>1,092,037</b>	<b>3,527,556</b>	<b>(2,435,519)</b>
<b>REVENUE BY TYPE</b>						
	INTERGOVERNMENTAL RECEIPTS	-	-	-	-	-
	TAXES	-	-	-	-	-
	GAMING REVENUE	-	-	-	-	-
	USE OF MONEY AND PROPERTY	-	-	-	-	-
	LICENSES, PERMITS AND FEES	904,975	1,062	906,037	932,556	(26,519)
	SALES OF COMMODITIES AND SERVICES	-	-	-	-	-
	OTHER RECEIPTS	186,000		186,000	2,595,000	(2,409,000)
	<b>TOTAL REVENUE TYPE</b>	<b>1,090,975</b>	<b>1,062</b>	<b>1,092,037</b>	<b>3,527,556</b>	<b>(2,435,519)</b>

STATE OF LOUISIANA  
 ACTUAL RECEIPTS & BUDGET COMPARISON  
 SELF GENERATED  
 BOND SECURITY AND GENERAL FUND  
 FISCAL YEAR 2003-04

SCHEDULE NUMBER	BUDGET UNIT NAME	ACTUAL RECEIPTS SELF-GENERATED	RECEIVABLES SELF-GENERATED	TOTAL SELF-GENERATED	FINAL BUDGET SELF-GENERATED	VARIANCE (UNFAVORABLE)
<b>CULTURE, RECREATION, AND TOURISM</b>						
06-262	OFFICE OF STATE LIBRARY	9,527	715	10,242	20,905	(10,663)
06-263	OFFICE OF STATE MUSEUM	537,262	1,616	538,878	542,227	(3,349)
06-264	OFFICE OF STATE PARKS	268,149	(511)	267,638	262,648	4,990
06-265	OFFICE OF CULTURAL DEVELOPMENT	12,706	10	12,716	25,000	(12,284)
06-267	OFFICE OF TOURISM	-	-	-	-	-
	<b>SUBTOTAL 06</b>	<b>827,644</b>	<b>1,830</b>	<b>829,474</b>	<b>850,780</b>	<b>(21,306)</b>
<b>REVENUE BY TYPE</b>						
	INTERGOVERNMENTAL RECEIPTS	-	-	-	-	-
	TAXES	(2,688)	(1,438)	(4,126)	-	(4,126)
	GAMING REVENUE	-	-	-	-	-
	USE OF MONEY AND PROPERTY	76,819	3,225	80,044	58,806	21,238
	LICENSES, PERMITS AND FEES	608,308	44,276	652,584	659,485	(6,901)
	SALES OF COMMODITIES AND SERVICES	123,978	(44,943)	79,035	103,084	(24,049)
	OTHER RECEIPTS	21,227	710	21,937	29,405	(7,468)
	<b>TOTAL REVENUE TYPE</b>	<b>827,644</b>	<b>1,830</b>	<b>829,474</b>	<b>850,780</b>	<b>(21,306)</b>
<b>TRANSPORTATION AND DEVELOPMENT</b>						
07-273	OFFICE OF MANAGEMENT AND FINANCE	6,447	603	7,050	202,643	(195,593)
07-275	PUBLIC WORKS AND INTERMODAL TRANS.	729,045	56,709	785,754	1,647,098	(861,344)
07-276	OFFICE OF ENGINEERING	26,740,743	4,581,596	31,322,339	36,071,286	(4,748,947)
	<b>SUBTOTAL 07</b>	<b>27,476,235</b>	<b>4,638,908</b>	<b>32,115,143</b>	<b>37,921,027</b>	<b>(5,805,884)</b>
<b>REVENUE BY TYPE</b>						
	INTERGOVERNMENTAL RECEIPTS	-	-	-	-	-
	TAXES	-	-	-	-	-
	GAMING REVENUE	-	-	-	-	-
	USE OF MONEY AND PROPERTY	362,034	17,178	379,212	400,000	(20,788)
	LICENSES, PERMITS AND FEES	9,856	37	9,893	10,000	(107)
	SALES OF COMMODITIES AND SERVICES	423,035	73,007	496,042	300,000	196,042
	OTHER RECEIPTS	26,681,310	4,548,686	31,229,996	37,221,027	(5,991,031)
	<b>TOTAL REVENUE TYPE</b>	<b>27,476,235</b>	<b>4,638,908</b>	<b>32,115,143</b>	<b>37,931,027</b>	<b>(5,815,884)</b>
<b>DEPARTMENT OF PUBLIC SAFETY</b>						
08-418	ADMINISTRATIVE	615,980	77,394	693,374	23,305,708	(22,612,334)
08-419	OFFICE OF STATE POLICE	10,593,425	600,225	11,193,650	29,115,419	(17,921,769)
08-420	OFFICE OF MOTOR VEHICLES	77,528,290	2,866,326	80,394,616	43,397,152	36,997,464
08-421	OFFICE OF LEGAL AFFAIRS	26,181	22	26,203	2,373,591	(2,347,388)
08-422	STATE FIRE MARSHALL	2,841,037	14,985	2,856,022	2,490,902	365,120
08-425	LA HIGHWAY SAFETY COMMISSION	-	-	-	151,074	(151,074)
	<b>SUBTOTAL 08 PUBLIC SAFETY</b>	<b>91,604,913</b>	<b>3,558,952</b>	<b>95,163,865</b>	<b>100,833,846</b>	<b>(5,669,981)</b>
<b>REVENUE BY TYPE</b>						
	INTERGOVERNMENTAL RECEIPTS	-	-	-	-	-
	TAXES	-	-	-	-	-
	GAMING REVENUE	-	-	-	-	-
	USE OF MONEY AND PROPERTY	-	-	-	-	-
	LICENSES, PERMITS AND FEES	78,078,954	2,828,475	80,907,429	43,500,000	37,407,429
	SALES OF COMMODITIES AND SERVICES	420,368	1,867	422,235	500,000	(77,765)
	OTHER RECEIPTS	13,105,591	728,610	13,834,201	56,833,846	(42,999,645)
	<b>TOTAL REVENUE TYPE</b>	<b>91,604,913</b>	<b>3,558,952</b>	<b>95,163,865</b>	<b>100,833,846</b>	<b>(5,669,981)</b>
<b>DEPARTMENT OF CORRECTIONS</b>						
08-400	ADMINISTRATIVE	636,377	(29,410)	606,967	817,814	(210,847)
08-401	C. PAUL PHELPS CORRECTIONAL CTR	872,924	13,631	886,555	1,148,664	(262,109)
08-402	LA STATE PENITENTIARY	4,667,857	11,259	4,679,116	6,137,336	(1,458,220)
08-403	OFFICE OF YOUTH DEVELOPMENT	203,219	4,519	207,738	257,980	(50,242)
08-405	AVOYELLES CORRECTIONAL FACILITY	1,306,015	43,527	1,349,542	1,672,569	(323,027)
08-406	LA CORRECTIONAL INSTITUTE FOR WOMEN	908,545	8,302	916,847	1,402,267	(485,420)
08-407	WINN CORRECTIONAL CENTER	89,775	-	89,775	104,782	(15,007)
08-408	ALLEN CORRECTIONAL CENTER	77,235	2,760	79,995	92,583	(12,588)
08-409	DIXON CORRECTIONAL INSTITUTE	1,464,184	30,954	1,495,138	2,272,091	(776,953)
08-412	WORK TRAINING FACILITY	748,838	15,399	764,237	915,942	(151,705)
08-413	ELAYN HUNT CORRECTIONAL CENTER	1,953,247	25,605	1,978,852	2,542,826	(563,974)
08-414	WADE CORRECTIONAL CENTER	1,471,991	49,702	1,521,693	2,149,121	(627,428)
08-415	ADULT PROBATION AND PAROLE	13,941,983	223,234	14,165,217	12,908,435	1,256,782

STATE OF LOUISIANA  
 ACTUAL RECEIPTS & BUDGET COMPARISON  
 SELF GENERATED  
 BOND SECURITY AND GENERAL FUND  
 FISCAL YEAR 2003-04


SCHEDULE NUMBER	BUDGET UNIT NAME	ACTUAL RECEIPTS SELF-GENERATED	RECEIVABLES SELF-GENERATED	TOTAL SELF-GENERATED	FINAL BUDGET SELF-GENERATED	VARIANCE (UNFAVORABLE)
08-416	WASHINGTON CORRECTIONAL FACILITY		10,824	10,824	1,507,640	(1,496,816)
	SUBTOTAL 08 CORRECTIONS	28,342,190	410,306	28,752,496	33,930,050	(5,177,554)
	SUBTOTAL 08	119,947,103	3,969,258	123,916,361	134,763,896	(10,847,535)
	REVENUE BY TYPE					
	INTERGOVERNMENTAL RECEIPTS			-	-	-
	TAXES			-	-	-
	GAMING REVENUE			-	-	-
	USE OF MONEY AND PROPERTY			-	-	-
	LICENSES, PERMITS AND FEES			-	-	-
	SALES OF COMMODITIES AND SERVICES	10,529,192	148,396	10,677,588		10,677,588
	OTHER RECEIPTS	17,812,998	261,910	18,074,908	33,930,050	(15,855,142)
	TOTAL REVENUE TYPE	28,342,190	410,306	28,752,496	33,930,050	(5,177,554)
	<b>HEALTH AND HUMAN RESOURCES</b>					
09-305	MEDICAL VENDOR ADMINISTRATION	2,098,400		2,098,400	2,112,140	(13,740)
09-306	MEDICAL VENDOR PAYMENTS	301,358,620	693,351	302,051,971	297,407,296	4,644,675
09-307	OFFICE OF THE SECRETARY	5,587,402	1,947	5,589,349	6,558,212	(968,863)
09-311	NEW ORLEANS REHABILITATION CENTER	510,189	41,926	552,115	819,600	(267,485)
09-319	VILLA FELICIANA CHRONIC DISEASE	694,021	5,149	699,170	989,313	(290,143)
09-326	OFFICE OF PUBLIC HEALTH	23,732,941	652,143	24,385,084	25,534,019	(1,148,935)
09-330	OFFICE OF MENTAL HEALTH			-	5,000	(5,000)
09-331	MENTAL HEALTH AREA C	407,509	244,081	651,590	629,224	22,366
09-332	MENTAL HEALTH AREA B	(69,455)	3,531	(65,924)	609,027	(674,951)
09-333	MENTAL HEALTH AREA A	351,700	579,432	931,132	478,168	452,964
09-340	OFFICE OF CITIZENS WITH DISABILITIES	25	50	75	7,500	(7,425)
09-342	METROPOLITAN DEVELOPMENTAL CENTER	1,176,117	238,025	1,414,142	1,226,330	187,812
09-344	HAMMOND DEVELOPMENTAL CENTER	1,811,745	10,098	1,821,843	1,578,769	243,074
09-346	NORTHWEST DEVELOPMENTAL CENTER	588,750		588,750	449,966	138,794
09-347	PINECREST DEVELOPMENTAL CENTER	2,923,386	318,132	3,241,518	3,632,671	(391,153)
09-348	RUSTON DEVELOPMENTAL CENTER	315,487	23,368	338,855	309,612	29,243
09-349	SOUTHWEST DEVELOPMENTAL CENTER	787,782	17,041	804,823	729,010	75,813
09-351	OFFICE OF SUBSTANCE ABUSE	353,057	26,943	380,000	631,444	(251,444)
	SUBTOTAL 09	342,627,676	2,855,217	345,482,893	343,707,291	1,775,602
	REVENUE BY TYPE					
	INTERGOVERNMENTAL RECEIPTS	3,406,318	45,000	3,451,318	3,507,321	(56,003)
	TAXES	4,209	52	4,261	-	4,261
	GAMING REVENUE			-	-	-
	USE OF MONEY AND PROPERTY	5,170		5,170	-	5,170
	LICENSES, PERMITS AND FEES	27,220,761	518,191	27,738,952	28,022,481	(283,529)
	SALES OF COMMODITIES AND SERVICES	1,593,204	1,314,896	2,908,100	2,100,761	807,339
	OTHER RECEIPTS	310,398,014	977,078	311,375,092	310,076,728	1,298,364
	TOTAL REVENUE TYPE	342,627,676	2,855,217	345,482,893	343,707,291	1,775,602
	<b>DEPARTMENT OF SOCIAL SERVICES</b>					
10-355	OFFICE OF FAMILY SUPPORT	13,256,764	106,149	13,362,913	14,664,306	(1,301,393)
10-357	OFFICE OF THE SECRETARY	610,878		610,878	506,758	104,120
10-370	OFFICE OF COMMUNITY SERVICES	380,400	20,934	401,334	771,248	(369,914)
10-374	REHABILITATION SERVICES	752		752	8,000	(7,248)
	SUBTOTAL 10	14,248,794	127,083	14,375,877	15,950,312	(1,574,435)
	REVENUE BY TYPE					
	INTERGOVERNMENTAL RECEIPTS	(44,253)		-	-	-
	TAXES			-	-	-
	GAMING REVENUE			-	-	-
	USE OF MONEY AND PROPERTY			-	-	-
	LICENSES, PERMITS AND FEES	610,878		610,878		610,878
	SALES OF COMMODITIES AND SERVICES		24,475	24,475		24,475
	OTHER RECEIPTS	13,682,169	102,608	13,784,777	15,950,312	(2,165,535)
	TOTAL REVENUE TYPE	14,248,794	127,083	14,420,130	15,950,312	(1,530,182)
	<b>NATURAL RESOURCES</b>					
11-431	OFFICE OF THE SECRETARY	85,845	6,825	92,670	377,457	(284,787)
11-432	OFFICE OF CONSERVATION	1,474		1,474	20,000	(18,526)
11-434	OFFICE OF MINERAL RESOURCES	9	(9)	-	-	-
11-435	OFFICE OF COASTAL RESTORATION	10,205		10,205	20,000	(9,795)
	SUBTOTAL 11	97,533	6,816	104,349	417,457	(313,108)
	REVENUE BY TYPE					
	INTERGOVERNMENTAL RECEIPTS			-	-	-
	TAXES			-	-	-
	GAMING REVENUE			-	-	-
	USE OF MONEY AND PROPERTY	41		41		41
	LICENSES, PERMITS AND FEES	1,445	(6)	1,439		1,439
	SALES OF COMMODITIES AND SERVICES			-		-
	OTHER RECEIPTS	96,047	6,822	102,869	417,457	(314,588)
	TOTAL REVENUE TYPE	97,533	6,816	104,349	417,457	(313,108)

STATE OF LOUISIANA  
 ACTUAL RECEIPTS & BUDGET COMPARISON  
 SELF GENERATED  
 BOND SECURITY AND GENERAL FUND  
 FISCAL YEAR 2003-04

SCHEDULE NUMBER	BUDGET UNIT NAME	ACTUAL RECEIPTS SELF-GENERATED	RECEIVABLES SELF-GENERATED	TOTAL SELF-GENERATED	FINAL BUDGET SELF-GENERATED	VARIANCE (UNFAVORABLE)
<b>REVENUE AND TAXATION</b>						
12-440	OFFICE OF REVENUE AND TAXATION	40,227,047	6,470,631	46,697,678	39,002,730	7,694,948
12-441	LA TAX COMMISSION			-		-
	<b>SUBTOTAL 12</b>	<b>40,227,047</b>	<b>6,470,631</b>	<b>46,697,678</b>	<b>39,002,730</b>	<b>7,694,948</b>
	<b>REVENUE BY TYPE</b>					
	INTERGOVERNMENTAL RECEIPTS			-		-
	TAXES	303,439		303,439	500,000	(196,561)
	GAMING REVENUE			-		-
	USE OF MONEY AND PROPERTY			-		-
	LICENSES, PERMITS AND FEES	5,948,346	21,153	5,969,499	6,000,000	(30,501)
	SALES OF COMMODITIES AND SERVICES			-		-
	OTHER RECEIPTS	33,975,262	6,449,478	40,424,740	32,502,730	7,922,010
	<b>TOTAL REVENUE TYPE</b>	<b>40,227,047</b>	<b>6,470,631</b>	<b>46,697,678</b>	<b>39,002,730</b>	<b>7,694,948</b>
<b>DEPT. OF ENVIRONMENTAL QUALITY</b>						
13-850	OFFICE OF THE SECRETARY	140,395		140,395	165,000	(24,605)
13-852	OFFICE OF ENVIRONMENTAL COMPLIANCE	67,709	10,340	78,049	100,000	(21,951)
13-853	OFFICE OF ENVIRONMENTAL ASSESSMENT	41,132	433	41,565	100,000	(58,435)
13-855	MANAGEMENT AND FINANCE	127,366	157	127,523	150,000	(22,477)
	<b>SUBTOTAL 13</b>	<b>376,602</b>	<b>10,930</b>	<b>387,532</b>	<b>515,000</b>	<b>(127,468)</b>
	<b>REVENUE BY TYPE</b>					
	INTERGOVERNMENTAL RECEIPTS			-		-
	TAXES			-		-
	GAMING REVENUE			-		-
	USE OF MONEY AND PROPERTY			-		-
	LICENSES, PERMITS AND FEES			-		-
	SALES OF COMMODITIES AND SERVICES	236,195	10,930	247,125	350,000	(102,875)
	OTHER RECEIPTS	140,407		140,407	165,000	(24,593)
	<b>TOTAL REVENUE TYPE</b>	<b>376,602</b>	<b>10,930</b>	<b>387,532</b>	<b>515,000</b>	<b>(127,468)</b>
<b>DEPARTMENT OF EMPLOYMENT AND TRAINING</b>						
14-474	OFFICE OF WORKFORCE DEVELOPMENT			-		-
	<b>SUBTOTAL 14</b>	<b>-</b>	<b>-</b>	<b>-</b>	<b>-</b>	<b>-</b>
	<b>REVENUE BY TYPE</b>					
	INTERGOVERNMENTAL RECEIPTS			-		-
	TAXES			-		-
	GAMING REVENUE			-		-
	USE OF MONEY AND PROPERTY			-		-
	LICENSES, PERMITS AND FEES			-		-
	SALES OF COMMODITIES AND SERVICES			-		-
	OTHER RECEIPTS			-		-
	<b>TOTAL REVENUE TYPE</b>	<b>-</b>	<b>-</b>	<b>-</b>	<b>-</b>	<b>-</b>
<b>DEPARTMENT OF WILDLIFE AND FISHERIES</b>						
16-512	OFFICE OF THE SECRETARY	45,516		45,516		45,516
	<b>SUBTOTAL 16</b>	<b>45,516</b>	<b>-</b>	<b>45,516</b>	<b>-</b>	<b>45,516</b>
	<b>REVENUE BY TYPE</b>					
	INTERGOVERNMENTAL RECEIPTS			-		-
	TAXES			-		-
	GAMING REVENUE			-		-
	USE OF MONEY AND PROPERTY			-		-
	LICENSES, PERMITS AND FEES	45,516		45,516		45,516
	SALES OF COMMODITIES AND SERVICES			-		-
	OTHER RECEIPTS			-		-
	<b>TOTAL REVENUE TYPE</b>	<b>45,516</b>	<b>-</b>	<b>45,516</b>	<b>-</b>	<b>45,516</b>
<b>DEPARTMENT OF CIVIL SERVICE</b>						
17-560	LOUISIANA CIVIL SERVICE	424,742	194	424,936	434,864	(9,928)
17-562	ETHICS COMMISSION	109,562		109,562	115,000	(5,438)
17-563	STATE POLICE COMMISSION CIVIL SERVICE	2,322		2,322	1,250	1,072
17-564	DIVISION OF ADMINISTRATION LAW	19,111	731	19,842	28,000	(8,158)
	<b>SUBTOTAL 17</b>	<b>555,737</b>	<b>925</b>	<b>556,662</b>	<b>579,114</b>	<b>(22,452)</b>
	<b>REVENUE BY TYPE</b>					
	INTERGOVERNMENTAL RECEIPTS			-		-
	TAXES			-		-
	GAMING REVENUE			-		-
	USE OF MONEY AND PROPERTY			-		-
	LICENSES, PERMITS AND FEES			-		-
	SALES OF COMMODITIES AND SERVICES			-		-
	OTHER RECEIPTS	555,737	925	556,662	579,114	(22,452)
	<b>TOTAL REVENUE TYPE</b>	<b>555,737</b>	<b>925</b>	<b>556,662</b>	<b>579,114</b>	<b>(22,452)</b>

STATE OF LOUISIANA  
 ACTUAL RECEIPTS & BUDGET COMPARISON  
 SELF GENERATED  
 BOND SECURITY AND GENERAL FUND  
 FISCAL YEAR 2003-04

SCHEDULE NUMBER	BUDGET UNIT NAME	ACTUAL RECEIPTS SELF-GENERATED	RECEIVABLES SELF-GENERATED	TOTAL SELF-GENERATED	FINAL BUDGET SELF-GENERATED	VARIANCE (UNFAVORABLE)
<b>DEPARTMENT OF EDUCATION-ADMINISTRATION</b>						
19-653	LA SCHOOL FOR THE DEAF	42,010	9,651	51,661	120,914	(69,253)
19-655	LA SPECIAL EDUCATION CENTER	6,217		6,217	10,000	(3,783)
19-657	LA SCHOOL FOR THE MATH, SCIENCE, AND ARTS	277,997	787	278,784	340,616	(61,832)
19-661	OFFICE OF STUDENT FINANCIAL ASSISTANCE	27,769	4,121	31,890	45,864	(13,974)
19-662	LA EDUCATIONAL TELEVISION AUTHORITY	497,461	1,200	498,661	690,000	(191,339)
19-663	C. O. D. O. F. I. L.			-	5,000	(5,000)
19-666	BOARD OF ELEMENTARY AND SECONDARY ED	4,049		4,049	15,000	(10,951)
19-672	LA SYSTEMIC INITIATIVE PROGRAM	14,345		14,345	75,000	(60,655)
19-673	NEW ORLEANS CENTER FOR CREATIVE ARTS			-		-
19-674	LA UNIVERSITY MARINE CONSORTIUM	735,553	196,232	931,785	700,000	231,785
19-678	MANAGEMENT AND FINANCE	1,470,122	(2,400)	1,467,722	3,743,110	(2,275,388)
	<b>SUBTOTAL 19</b>	<b>3,075,523</b>	<b>209,591</b>	<b>3,285,114</b>	<b>5,745,504</b>	<b>(2,460,390)</b>
<b>REVENUE BY TYPE</b>						
	INTERGOVERNMENTAL RECEIPTS	1,700		1,700		1,700
	TAXES			-		-
	GAMING REVENUE			-		-
	USE OF MONEY AND PROPERTY	2,322		2,322		2,322
	LICENSES, PERMITS AND FEES			-	20,864	(20,864)
	SALES OF COMMODITIES AND SERVICES	754,249	196,235	950,484	725,000	225,484
	OTHER RECEIPTS	2,317,252	13,356	2,330,608	4,999,640	(2,669,032)
	<b>TOTAL REVENUE TYPE</b>	<b>3,075,523</b>	<b>209,591</b>	<b>3,285,114</b>	<b>5,745,504</b>	<b>(2,460,390)</b>
<b>OTHER APPROPRIATIONS</b>						
20-922	DEBT SERVICE			-		-
20-954	SPECIAL ACT-LEGISLATIVE AUDITORS			-		-
20-800	GROUP BENEFITS	620,227,193	18,559,173	638,786,366		638,786,366
20-804	RISK MANAGEMENT	85,817,762	1,401,974	87,219,736		87,219,736
20-977	DOA-DEBT SERVICE AND MAINTENANCE			-	5,433	(5,433)
20-940	EMERGENCY MEDICAL SERVICES			-	150,000	(150,000)
	<b>SUBTOTAL 20</b>	<b>706,044,955</b>	<b>19,961,147</b>	<b>726,006,102</b>	<b>155,433</b>	<b>725,850,669</b>
<b>REVENUE BY TYPE</b>						
	INTERGOVERNMENTAL RECEIPTS			-		-
	TAXES			-		-
	GAMING REVENUE			-		-
	USE OF MONEY AND PROPERTY	1,617,300		1,617,300		1,617,300
	LICENSES, PERMITS AND FEES			-		-
	SALES OF COMMODITIES AND SERVICES			-		-
	OTHER RECEIPTS	704,427,655	19,961,147	724,388,802	155,433	724,233,369
	<b>TOTAL REVENUE TYPE</b>	<b>706,044,955</b>	<b>19,961,147</b>	<b>726,006,102</b>	<b>155,433</b>	<b>725,850,669</b>
	<b>TOTAL FOR BOND SECURITY</b>	<b>1,366,999,023</b>	<b>40,607,708</b>	<b>1,407,606,731</b>	<b>692,353,555</b>	<b>715,253,176</b>
<b>TOTAL REVENUE BY TYPE BSRF</b>						
	INTERGOVERNMENTAL RECEIPTS	4,706,028	179,740	4,885,768	5,296,038	(410,270)
	TAXES	304,960	(1,386)	303,574	500,000	(196,426)
	GAMING REVENUE	4,523,763	45,515	4,569,278	4,750,168	(180,890)
	USE OF MONEY AND PROPERTY	5,473,278	70,084	5,543,362	3,201,995	2,341,367
	LICENSES, PERMITS AND FEES	179,132,940	3,997,621	183,130,561	129,344,786	53,785,775
	SALES OF COMMODITIES AND SERVICES	33,856,263	2,027,890	35,884,153	27,134,342	8,749,811
	OTHER RECEIPTS	1,139,001,791	34,288,244	1,173,290,035	522,136,226	651,153,809
	<b>TOTAL REVENUE TYPE FOR BOND SECURITY</b>	<b>1,366,999,023</b>	<b>40,607,708</b>	<b>1,407,606,731</b>	<b>692,363,555</b>	<b>715,243,176</b>
<b>GENERAL FUND</b>						
	SUPREME COURT AND COURTS OF APPEALS	2,252,285	124,205	2,376,490		2,376,490
04-147	STATE TREASURER	(38,819,144)		(38,819,144)		(38,819,144)
07-276	CRESCENT CITY CONNECTION	1,029,534	5,394	1,034,928		1,034,928
19-662	LA EDUCATIONAL TELEVISION AUTHORITY	5,329,722	452,857	5,782,579		5,782,579
20-960	LEGISLATIVE BUDGETARY CONTROL	20,013		20,013		20,013
	SENATE	71,016	20,797	91,813		91,813
20-954	LEGISLATIVE AUDITORS	3,658,321	213,195	3,871,516		3,871,516
20-955	HOUSE OF REPRESENTATIVES	492,758	15,310	508,068		508,068
	<b>TOTAL FOR GENERAL FUND</b>	<b>(25,965,495)</b>	<b>831,758</b>	<b>(25,133,737)</b>	<b>-</b>	<b>(25,133,737)</b>
<b>REVENUE BY TYPE FOR GENERAL FUND</b>						
	INTERGOVERNMENTAL RECEIPTS			-		-
	TAXES			-		-
	GAMING REVENUE			-		-
	USE OF MONEY AND PROPERTY	(38,698,599)	452,857	(38,245,742)		(38,245,742)
	LICENSES, PERMITS AND FEES			-		-
	SALES OF COMMODITIES AND SERVICES			-		-
	OTHER RECEIPTS	12,733,104	378,901	13,112,005		13,112,005
	<b>TOTAL REVENUE BY TYPE GENERAL FUND</b>	<b>(25,965,495)</b>	<b>831,758</b>	<b>(25,133,737)</b>	<b>-</b>	<b>(25,133,737)</b>
	<b>GRAND TOTAL</b>	<b>\$ 1,341,033,528</b>	<b>\$ 41,439,466</b>	<b>\$ 1,382,472,994</b>	<b>\$ 692,353,555</b>	<b>\$ 690,119,439</b>





STATE OF LOUISIANA  
ACTUAL RECEIPTS  
INA(BOND SECURITY & REDEMPTION FUND ONLY)  
FISCAL YEAR 2003-04

SCHEDULE NUMBER	BUDGET UNIT NAME	ACTUAL INA	ACCOUNTS RECEIVABLE INA	TOTAL INA	FINAL INA BUDGET	VARIANCE (UNFAVORABLE)
<b>OFFICE OF THE GOVERNOR</b>						
01-100	EXECUTIVE OFFICE	\$ 133,020	\$	\$ 133,020	\$	\$
01-103	MENTAL HEALTH ADVOCACY SERVICE	335		335		
01-107	DIVISION OF ADMINISTRATION	430,340	21,353	451,693		
01-112	MILITARY AFFAIRS	29,786		29,786		
01-113	WORKFORCE COMMISSION OFFICE	2,161		2,161		
01-114	OFFICE ON WOMEN'S POLICY	134		134		
01-129	LA COMMISSION ON LAW ENFORCEMENT	21,091		21,091		
01-133	OFFICE OF ELDERLY AFFAIRS	54,229		54,229		
01-254	LOUISIANA RACING COMMISSION	2,561	2,157	4,718		
01-255	OFFICE OF FINANCIAL INSTITUTIONS	5,396,221	(1,330,033)	4,066,188		
	<b>SUBTOTAL 01</b>	<u>6,069,878</u>	<u>(1,306,523)</u>	<u>4,763,355</u>		
<b>DEPARTMENT OF VETERANS AFFAIRS</b>						
01-131	LA WAR VETERANS CENTER			-		
	<b>SUBTOTAL 03</b>	<u>-</u>	<u>-</u>	<u>-</u>		
<b>ELECTED OFFICIALS</b>						
04-139	SECRETARY OF STATE	4,814		4,814		
04-141	ATTORNEY GENERAL	159,196	17,324	176,520		
04-144	COMMISSIONER OF ELECTIONS	611,410	494	611,904		
01-146	LIEUTENANT GOVERNOR	21		21		
04-147	OFFICE OF THE STATE TREASURER	2,441		2,441		
04-160	DEPT OF AGRICULTURE	1,478	423	1,901		
04-165	COMMISSIONER OF INSURANCE	75,682		75,682		
	<b>SUBTOTAL 04</b>	<u>855,042</u>	<u>18,241</u>	<u>873,283</u>		
<b>ECONOMIC DEVELOPMENT</b>						
05-251	OFFICE OF THE SECRETARY	2,565	2,036	4,601		
05-252	OFFICE OF ECONOMIC DEVELOPMENT	29,437	345	29,782		
	<b>SUBTOTAL 05</b>	<u>32,002</u>	<u>2,381</u>	<u>34,383</u>		
<b>CULTURE, RECREATION, AND TOURISM</b>						
06-261	OFFICE OF THE SECRETARY	77,625		77,625		
06-262	OFFICE OF STATE LIBRARY	486		486		
06-263	OFFICE OF STATE MUSEUM	6,559		6,559		
06-264	OFFICE OF STATE PARKS	3,678	17	3,695		
06-265	OFFICE OF CULTURAL DEVELOPMENT	1,853		1,853		
06-267	OFFICE OF TOURISM			-		
	<b>SUBTOTAL 06</b>	<u>90,201</u>	<u>17</u>	<u>90,218</u>		
<b>TRANSPORTATION AND DEVELOPMENT</b>						
07-276	OFFICE OF ENGINEERING	20,038	49,492	69,530		
	<b>SUBTOTAL 07</b>	<u>20,038</u>	<u>49,492</u>	<u>69,530</u>		
<b>DEPARTMENT OF PUBLIC SAFETY</b>						
08-418	ADMINISTRATIVE	4,461		4,461		
08-419	OFFICE OF STATE POLICE	1,102	(50)	1,052		
08-420	OFFICE OF MOTOR VEHICLES	3,283		3,283		
08-421	OFFICE OF LEGAL AFFAIRS	320		320		
08-422	STATE FIRE MARSHALL	50		50		
08-423	LA GAMING CONTROL BOARD	8,317		8,317		
	<b>SUBTOTAL 08 PUBLIC SAFETY</b>	<u>17,533</u>	<u>(50)</u>	<u>17,483</u>		
<b>DEPARTMENT OF CORRECTIONS</b>						
08-400	ADMINISTRATIVE	209,414	(57,041)	152,373		
08-401	C. PAUL PHELPS CORRECTIONAL CENTER	69,003	738	69,741		
08-402	LA STATE PENITENTIARY	349,759	20	349,779		
08-403	OFFICE OF YOUTH DEVELOPMENT	149,564		149,564		
08-405	AVOYELLES CORRECTIONAL FACILITY	247	207	454		
08-406	LA CORRECTION INSTITUTE FOR WOMEN	14,253	126	14,379		
08-407	WINN CORRECTIONAL CENTER	30,521	3,556	34,077		
08-408	ALLEN CORRECTIONAL CENTER	1,633		1,633		
08-409	DIXON CORRECTIONAL CENTER	134,492		134,492		
09-412	WORK TRAINING FACILITY-NORTH			-		
08-413	E. HUNT CORRECTIONAL CENTER	218,086		218,086		
08-414	WADE CORRECTIONAL CENTER	1,498		1,498		
08-415	ADULT PROBATION AND PAROLE	413,611		413,611		
08-416	WASHINGTON CORRECTIONAL FACILITY	16,275		16,275		
	<b>SUBTOTAL 08 CORRECTIONS</b>	<u>1,608,356</u>	<u>(52,394)</u>	<u>1,555,962</u>		

STATE OF LOUISIANA  
ACTUAL RECEIPTS  
INA(BOND SECURITY & REDEMPTION FUND ONLY)  
FISCAL YEAR 2003-04

SCHEDULE NUMBER	BUDGET UNIT NAME	ACTUAL INA	ACCOUNTS RECEIVABLE INA	TOTAL INA	FINAL INA BUDGET	VARIANCE (UNFAVORABLE)
	SUBTOTAL 08	1,625,889	(52,444)	1,573,445		
	<b>HEALTH AND HUMAN RESOURCES</b>					
09-302	CAPITAL AREA HUMAN SERVICE DISTRICT	10,755	325	11,080		
09-303	DEVELOPMENTAL DISABILITIES COUNCIL	21,617		21,617		
09-305	MEDICAL VENDOR ADMINISTRATION	47,406		47,406		
09-306	MEDICAL VENDOR PAYMENTS	(9,205)		(9,205)		
09-307	OFFICE OF THE SECRETARY	271,492		271,492		
09-311	NEW ORLEANS REHABILITATION CENTER	585		585		
09-319	VILLA FELICIANA CHRONIC DISEASE	17,595		17,595		
09-326	OFFICE OF PUBLIC HEALTH	386,784	(143)	386,641		
09-330	OFFICE OF MENTAL HEALTH	151,768		151,768		
09-331	MENTAL HEALTH AREA C	127,304	2,086	129,390		
09-332	MENTAL HEALTH AREA B	19,731	91	19,822		
09-333	MENTAL HEALTH AREA A	96,235	1,362	97,597		
09-340	OFFICE OF MENTAL RETARDATION	3,784		3,784		
09-342	METROPOLITAN DEVELOPMENTAL CENTER	3,484	1,101	4,585		
09-343	COLUMBIA DEVELOPMENTAL CENTER		3,297	3,297		
09-344	HAMMOND DEVELOPMENTAL CENTER	14,611	114	14,725		
09-346	NORTHWEST DEVELOPMENTAL CENTER			-		
09-347	PINECREST DEVELOPMENTAL CENTER	67,001		67,001		
09-348	RUSTON DEVELOPMENTAL CENTER	76		76		
09-349	SOUTHWEST DEVELOPMENTAL CENTER	18,469	15	18,484		
09-351	OFFICE OF SUBSTANCE ABUSE	46,394	8,529	54,923		
	SUBTOTAL 09	1,295,886	16,777	1,312,663		
	<b>DEPARTMENT OF SOCIAL SERVICES</b>					
10-355	OFFICE OF FAMILY SUPPORT	5,616,590	891,123	6,507,713		
10-357	OFFICE OF THE SECRETARY	28,543		28,543		
10-370	OFFICE OF COMMUNITY SERVICES	387,802	5,308	393,110		
10-374	REHABILITATION SERVICES	331,644	15,482	347,126		
	SUBTOTAL 10	6,364,579	911,913	7,276,492		
	<b>NATURAL RESOURCES</b>					
11-431	OFFICE OF THE SECRETARY	1,796		1,796		
11-432	OFFICE OF CONSERVATION	1,738		1,738		
11-434	OFFICE OF MINERAL RESOURCES	1,249	9	1,258		
11-435	COASTAL RESTORATION	164		164		
	SUBTOTAL 11	4,947	9	4,956		
	<b>REVENUE AND TAXATION</b>					
12-440	OFFICE OF REVENUE	24,820	1,526	26,346		
	SUBTOTAL 12	24,820	1,526	26,346		
	<b>DEPT. OF ENVIRONMENTAL QUALITY</b>					
13-850	OFFICE OF THE SECRETARY	18,774		18,774		
13-851	OFFICE OF ENVIRONMENTAL COMPLIANCE			-		
13-852	OFFICE OF ENVIRONMENTAL SERVICES	1,600		1,600		
13-853	OFFICE OF ENVIRONMENTAL ASSESSMENT	3		3		
13-855	MANAGEMENT AND FINANCE	23		23		
	SUBTOTAL 13	20,400	-	20,400		
	<b>DEPARTMENT OF EMPLOYMENT AND TRAINING</b>					
14-474	OFFICE OF WORKFORCE DEVELOPMENT	205,638		205,638		
	SUBTOTAL 14	205,638	-	205,638		
	<b>DEPARTMENT OF WILDLIFE AND FISHERIES</b>					
16-512	OFFICE OF THE SECRETARY	596		596		
16-513	OFFICE OF WILDLIFE			-		
	SUBTOTAL 16	596	-	596		
	<b>DEPARTMENT OF CIVIL SERVICE</b>					
17-560	CIVIL SERVICE	1,280		1,280		
17-562	ETHICS COMMISSION	479,940	300	480,240		
17-564	DIVISION OF ADMINISTRATIVE LAW	51		51		
	SUBTOTAL 17	481,271	300	481,571		
	<b>DEPARTMENT OF EDUCATION-ADMINISTRATION</b>					
VARIOUS	COLLEGES & VO-TECH INA	272,559	55,773	328,332		
19-651	LA SCHOOL FOR THE VISUALLY IMPAIRED	723		723		
19-653	LA SCHOOL FOR THE DEAF		109	109		

STATE OF LOUISIANA  
ACTUAL RECEIPTS  
INA(BOND SECURITY & REDEMPTION FUND ONLY)  
FISCAL YEAR 2003-04

SCHEDULE NUMBER	BUDGET UNIT NAME	ACTUAL INA	ACCOUNTS RECEIVABLE INA	TOTAL INA	FINAL INA BUDGET	VARIANCE (UNFAVORABLE)
19-655	LA SPECIAL EDUCATION CENTER	1,751		1,751		
19-657	LA SCHOOL FOR THE MATH, SCIENCE, AND AR	5,523	1,246	6,769		
19-661	OFFICE OF STUDENT FINANCIAL ASSISTANCE	70,510	3,042	73,552		
19-672	LA SYSTEMIC INITIATIVE PROGRAM	395		395		
19-673	NEW ORLEANS CENTER FOR CREATIVE ARTS	31		31		
19-674	LA UNIVERSITY MARINE CONSORTIUM	56		56		
19-678	MANAGEMENT AND FINANCE	12,012	356	12,368		
19-681	SUBGRANTEE ASSISTANCE	44,464	(100)	44,364		
19-699	SPECIAL SCHOOL DISTRICTS	663		663		
	<b>SUBTOTAL 19</b>	<u>408,687</u>	<u>60,426</u>	<u>469,113</u>		
	<b>OTHER APPROPRIATIONS</b>					
02-954	LEGISLATIVE AUDITORS	1,123		1,123		
20-923	LA CORRECTIONAL FACILITIES CORPORATION	100		100		
20-966	SUPPLE. PAY. TO LAW ENFORCEMENT	3,574	1,325	4,899		
	<b>SUBTOTAL 20</b>	<u>4,797</u>	<u>1,325</u>	<u>6,122</u>		
	<b>GRAND TOTAL</b>	<u>\$ 17,504,671</u>	<u>\$ (296,560)</u>	<u>\$ 17,208,111</u>	<u>\$ 41,100,000</u>	<u>\$ (23,891,889)</u>

The budget for INA can not be distributed by agency.  
The budget is in the State Treasury's Office as per the Revenue Estimating Conference.

GAAP RECONCILIATION FOR BOND  
SECURITY AND REDEMPTION FUND

MAJOR STATE REVENUE	\$ 8,571,212,509
SELF-GENERATED REVENUE	1,407,606,731
INA REVENUE	17,208,111
INTERAGENCY RECEIPTS-TRUE REVENUE	<u>138,383,759</u>
GAAP BASIS (CAFR page)	<u>\$ 10,134,411,110</u>



STATE OF LOUISIANA  
SUMMARY OF ALL REVENUE ALL FUNDS BY ORGANIZATION AND TYPE  
FOR THE YEAR JUNE 30, 2004

BUDGET UNITS	NAME OF DEPARTMENT	ACTUAL RECEIPTS	ACCOUNTS RECEIVABLE	TOTAL RECEIPTS
01	OFFICE OF THE GOVERNOR	\$ 341,115,138	\$ 21,497,262	\$ 362,612,400
02	LEGISLATIVE DEPARTMENT	4,243,231	249,302	4,492,533
03	DEPARTMENT OF VETERANS AFFAIRS	10,952,775	33,699	10,986,474
03A	JUDICIARY DEPARTMENT	7,558,648	124,205	7,682,853
04	ELECTED STATE OFFICIALS	633,319,748	21,413,535	654,733,283
05	ECONOMIC DEVELOPMENT	8,491,000	27,025	8,518,025
06	DEPARTMENT OF CULTURE, RECREATION AND TOURISM	11,706,900	491,188	12,198,088
07	DEPARTMENT OF TRANSPORTATION AND DEVELOPMENT	54,680,228	7,419,557	62,099,785
08	DEPARTMENT OF PUBLIC SAFETY AND CORRECTIONS	1,142,670,220	49,829,680	1,192,499,900
09	DEPARTMENT OF HEALTH AND HUMAN RESOURCES	4,289,265,739	339,135,479	4,628,401,218
10	DEPARTMENT OF SOCIAL SERVICES	1,277,750,750	107,857,552	1,385,608,302
11	DEPARTMENT OF NATURAL RESOURCES	384,954,512	65,117,859	450,072,371
12	DEPARTMENT OF REVENUE AND TAXATION	5,607,016,383	480,951,927	6,087,968,310
13	DEPARTMENT OF ENVIRONMENTAL QUALITY	95,399,147	8,101,919	103,501,066
14	DEPARTMENT OF EMPLOYMENT AND TRAINING	170,820,412	5,865,584	176,685,996
16	DEPARTMENT OF WILDLIFE AND FISHERIES	58,178,333	1,474,602	59,652,935
17	DEPARTMENT OF CIVIL SERVICE	3,171,179	1,225	3,172,404
19A	DEPARTMENT OF EDUCATION-ADMINISTRATION	739,775,411	144,932,561	884,707,972
20	OTHER APPROPRIATIONS	709,603,162	20,351,664	729,954,826
	SUBTOTAL GENERAL FUND AND BOND SECURITY	<u>15,550,672,916</u>	<u>1,274,875,825</u>	<u>16,825,548,741</u>
21	SPECIAL REVENUE	629,853,000	16,603,000	646,456,000
23	DEBT SERVICE	140,188,000	123,000	140,311,000
24	CAPITAL OUTLAY	75,503,000	9,155,000	84,658,000
26	PERMANENT TRUST FUNDS	(654,000)	1,288,000	634,000
	SUBTOTAL OTHER GOVERNMENTAL FUND TYPES	<u>844,890,000</u>	<u>27,169,000</u>	<u>872,059,000</u>
	SUBTOTAL PRIMARY GOVERNMENT	<u>\$ 16,395,562,916</u>	<u>\$ 1,302,044,825</u>	<u>\$ 17,697,607,741</u>
25	INTERNAL SERVICE FUNDS	\$ 59,333,000	6,889,000	\$ 66,222,000
22	ENTERPRISE FUNDS	669,482,000	64,123,000	733,605,000
27	PRIVATE PURPOSE TRUST FUNDS	21,337,000		21,337,000
28	PENSIONS AND INVESTMENT TRUST FUND	5,318,978,000	306,559,000	5,625,537,000
	SUBTOTAL PROPRIETARY AND SIMILAR TRUST	<u>\$ 6,069,130,000</u>	<u>\$ 377,571,000</u>	<u>\$ 6,446,701,000</u>
	TOTAL REVENUES AND RECEIPTS	<u>\$ 22,464,692,916</u>	<u>\$ 1,679,615,825</u>	<u>\$ 24,144,308,741</u>
	COMPONENT UNITS: ALL FUND TYPES	<u>4,661,805,000</u>	<u>327,810,000</u>	<u>4,989,615,000</u>
	TOTAL COMPONENT UNITS	<u>\$ 4,661,805,000</u>	<u>\$ 327,810,000</u>	<u>\$ 4,989,615,000</u>
	GENERAL FUND AND BOND SECURITY: INTERGOVERNMENTAL RECEIPTS	\$ 6,132,510,964	\$ 597,378,627	\$ 6,729,889,591
	TAXES	6,042,461,026	552,124,402	6,594,585,428
	GAMING	589,532,768	12,229,548	601,762,316
	TOBACCO SETTLEMENT	56,680,448		56,680,448
	USE OF MONEY AND PROPERTY	505,924,327	57,989,545	563,913,872
	LICENSES, PERMITS, AND FEES	540,360,848	(21,767,056)	518,593,792
	SALES OF COMMODITIES AND SERVICES	880,786,192	24,407,325	905,193,517
	OTHER RECEIPTS	802,416,343	52,513,434	854,929,777
	SUBTOTAL GENERAL FUND AND BOND SECURITY	<u>\$ 15,550,672,916</u>	<u>\$ 1,274,875,825</u>	<u>\$ 16,825,548,741</u>
	GOVERNMENTAL FUND: INTERGOVERNMENTAL RECEIPTS	\$ 574,855,000	\$ 9,155,000	\$ 584,010,000
	TAXES	114,615,000	10,343,000	124,958,000
	TOBACCO SETTLEMENT	84,973,000		84,973,000
	USE OF MONEY AND PROPERTY	(16,223,000)	6,128,000	(10,095,000)
	LICENSES, PERMITS, AND FEES	48,377,000	1,420,000	49,797,000
	SALES OF COMMODITIES AND SERVICES	13,000		13,000
	OTHER RECEIPTS	38,280,000	123,000	38,403,000
	SUBTOTAL OTHER GOVERNMENTAL FUND TYPES	<u>844,890,000</u>	<u>27,169,000</u>	<u>872,059,000</u>
	SUBTOTAL PRIMARY GOVERNMENT	<u>\$ 16,395,562,916</u>	<u>\$ 1,302,044,825</u>	<u>\$ 17,697,607,741</u>
	PROPRIETARY AND SIMILAR TRUST: INTERGOVERNMENTAL RECEIPTS	\$ 46,221,000	\$	\$ 46,221,000
	TAXES			0
	USE OF MONEY AND PROPERTY	4,253,705,000	153,841,000	4,407,546,000
	LICENSES, PERMITS, AND FEES	16,211,000	964,000	17,175,000

STATE OF LOUISIANA  
SUMMARY OF ALL REVENUE ALL FUNDS BY ORGANIZATION AND TYPE  
FOR THE YEAR JUNE 30, 2004

BUDGET UNITS	NAME OF DEPARTMENT	ACTUAL RECEIPTS	ACCOUNTS RECEIVABLE	TOTAL RECEIPTS
	SALES OF COMMODITIES AND SERVICES	427,227,000	20,761,000	447,988,000
	OTHER RECEIPTS	<u>1,325,766,000</u>	<u>202,005,000</u>	<u>1,527,771,000</u>
	SUBTOTAL PROPRIETARY AND SIMILAR TRUST	\$ <u>6,069,130,000</u>	\$ <u>377,571,000</u>	\$ <u>6,446,701,000</u>
	TOTAL REVENUES AND RECEIPTS	\$ <u><u>22,464,692,916</u></u>	\$ <u><u>1,679,615,825</u></u>	\$ <u><u>24,144,308,741</u></u>

STATE OF LOUISIANA  
SCHEDULE OF REVENUES BY  
ORGANIZATION AND TYPE  
FOR THE YEAR ENDED JUNE 30, 2004

SCHEDULE NUMBER	BUDGET UNIT NAME	ACTUAL	RECEIVABLE	TOTAL REVENUE
	OFFICE OF THE GOVERNOR			
01-100	EXECUTIVE OFFICE	\$ 25,104,282	\$ 339,167	\$ 25,443,449
01-101	OFFICE OF INDIAN AFFAIRS	1,367,677	459,515	1,827,192
01-103	MENTAL HEALTH ADVOCACY SERVICE	335		335
01-105	LOUISIANA MANUFACTURED HOUSING COMMISSION	385,850	1,209	387,059
01-107	DIVISION OF ADMINISTRATION	54,974,113	6,383,061	61,357,174
01-108	PATIENT'S COMPENSATION FUND OVERSIGHT BOARD	128,929,344	2,264,186	131,193,530
01-112	DEPARTMENT OF MILITARY AFFAIRS	49,405,843	8,970,388	58,376,231
01-113	OFFICE OF LIFELONG LEARNING	383,748	107,842	491,590
01-114	OFFICE OF WOMEN'S POLICY	1,582,836	225,025	1,807,861
01-126	BOARD OF TAX APPEALS	15,791	1,286	17,077
01-129	LOUISIANA COMMISSION ON LAW ENFORCEMENT	28,182,125	3,673,683	31,855,808
01-133	OFFICE OF ELDERLY AFFAIRS	20,435,414	237,911	20,673,325
01-254	LOUISIANA RACING COMMISSION	5,965,145	148,962	6,114,107
01-255	OFFICE OF FINANCIAL INSTITUTIONS	22,921,791	(1,314,273)	21,607,518
01-259	LOUISIANA STATE BOARD OF COSMETOLOGY	1,460,844	(700)	1,460,144
	SUBTOTAL 01	341,115,138	21,497,262	362,612,400
	REVENUE BY TYPE			
	INTERGOVERNMENTAL RECEIPTS	155,950,478	19,633,148	175,583,626
	TAXES			0
	GAMING REVENUES	4,523,763	45,515	4,569,278
	USE OF MONEY AND PROPERTY	1,182,108	44,375	1,226,483
	LICENSES, PERMITS AND FEES	20,266,372	80,798	20,347,170
	SALE OF SERVICE & COMMODITIES	146,900,587	2,266,975	149,167,562
	OTHER RECEIPTS	12,291,830	(573,549)	11,718,281
	TOTAL REVENUE BY TYPE	341,115,138	21,497,262	362,612,400
	LEGISLATIVE DEPARTMENT			
03A-954	LEGISLATIVE AUDITORS	3,659,444	213,195	3,872,639
03A-955	HOUSE OF REPRESENTATIVES and SENATE	492,758	15,310	508,068
03A-960	LEGISLATIVE BUDGETARY CONTROL COUNCIL	91,029	20,797	111,826
	SUBTOTAL 02	4,243,231	249,302	4,492,533
	REVENUE BY TYPE			
	INTERGOVERNMENTAL RECEIPTS		249,302	249,302
	TAXES			0
	GAMING REVENUES			0
	USE OF MONEY AND PROPERTY			0
	LICENSES, PERMITS AND FEES			0
	SALE OF SERVICE & COMMODITIES			0
	OTHER RECEIPTS	4,243,231		4,243,231
	TOTAL REVENUE BY TYPE	4,243,231	249,302	4,492,533
	DEPARTMENT OF VETERANS AFFAIRS			
03-130	DEPARTMENT OF VETERANS AFFAIRS	707,024	33,699	740,723
03-131	WAR VETERANS CENTER	5,314,634		5,314,634
03-132	NORTHEAST LA WAR VETERANS HOME	4,931,117		4,931,117
03-134	SOUTHWEST LA WAR VETERANS HOME			0
	SUBTOTAL 03	10,952,775	33,699	10,986,474
	REVENUE BY TYPE			
	INTERGOVERNMENTAL RECEIPTS	5,878,731	14,804	5,893,535
	TAXES			0
	GAMING REVENUES			0
	USE OF MONEY AND PROPERTY			0
	LICENSES, PERMITS AND FEES			0
	SALE OF SERVICE & COMMODITIES			0
	OTHER RECEIPTS	5,074,044	18,895	5,092,939
	TOTAL REVENUE BY TYPE	10,952,775	33,699	10,986,474

STATE OF LOUISIANA  
SCHEDULE OF REVENUES BY  
ORGANIZATION AND TYPE  
FOR THE YEAR ENDED JUNE 30, 2004

SCHEDULE NUMBER	BUDGET UNIT NAME	ACTUAL	RECEIVABLE	TOTAL REVENUE
	JUDICIARY DEPARTMENT			
	JUDICIARY	7,558,648	124,205	7,682,853
	COURTS			0
	SUBTOTAL 03	7,558,648	124,205	7,682,853
	REVENUE BY TYPE			
	INTERGOVERNMENTAL RECEIPTS			0
	TAXES			0
	GAMING REVENUES			0
	USE OF MONEY AND PROPERTY	120,545		120,545
	LICENSES, PERMITS AND FEES	5,306,363		5,306,363
	SALE OF SERVICE & COMMODITIES			0
	OTHER RECEIPTS	2,131,740	124,205	2,255,945
	TOTAL REVENUE BY TYPE	7,558,648	124,205	7,682,853
04-139	ELECTED OFFICIALS			
	SECRETARY OF STATE	12,097,981	203,311	12,301,292
04-141	ATTORNEY GENERAL	5,442,879	326,836	5,769,715
04-144	COMMISSIONER OF ELECTIONS	3,702,124	399,013	4,101,137
04-146	LIEUTENANT GOVERNOR	1,434,903	106,808	1,541,711
04-147	OFFICE OF STATE TREASURER	330,078,450	19,532,458	349,610,908
04-158	PUBLIC SERVICE COMMISSION	6,395,699	55,251	6,450,950
04-160	AGRICULTURE-MANAGEMENT & FINANCE	36,067,578	2,249,624	38,317,202
04-165	COMMISSIONER OF INSURANCE	238,100,134	(1,459,766)	236,640,368
	SUBTOTAL 04	633,319,748	21,413,535	654,733,283
	REVENUE BY TYPE			
	INTERGOVERNMENTAL RECEIPTS	31,894,134	(11,412,540)	20,481,594
	TAXES	208,550,711	53,924,616	262,475,327
	GAMING REVENUES		500,000	500,000
	TOBACCO SETTLEMENT	56,680,448		56,680,448
	USE OF MONEY AND PROPERTY	190,491,091	10,375,184	200,866,275
	LICENSES, PERMITS AND FEES	104,229,876	(34,645,873)	69,584,003
	SALE OF SERVICE & COMMODITIES	4,530,377	301,031	4,831,408
	OTHER RECEIPTS	36,943,111	2,371,117	39,314,228
	TOTAL REVENUE BY TYPE	633,319,748	21,413,535	654,733,283
05-251	ECONOMIC DEVELOPMENT			
	OFFICE OF THE SECRETARY	185,826	2,036	187,862
05-252	OFFICE OF COMMERCE AND INDUSTRY	8,305,174	24,989	8,330,163
	SUBTOTAL 05	8,491,000	27,025	8,518,025
	REVENUE BY TYPE			
	INTERGOVERNMENTAL RECEIPTS	36,704	23,582	60,286
	TAXES			0
	GAMING REVENUES			0
	USE OF MONEY AND PROPERTY	435,130		435,130
	LICENSES, PERMITS AND FEES	1,100,688	1,062	1,101,750
	SALE OF SERVICE & COMMODITIES			0
	OTHER RECEIPTS	6,918,478	2,381	6,920,859
	TOTAL REVENUE BY TYPE	8,491,000	27,025	8,518,025
06-261	CULTURE, RECREATION AND TOURISM			
	OFFICE OF THE SECRETARY	574,835		574,835
06-262	OFFICE OF THE STATE LIBRARY	2,668,962	182,078	2,851,040
06-263	OFFICE OF STATE MUSEUM	543,821	1,616	545,437
06-264	OFFICE OF PARKS AND FACILITIES	6,686,073	205,577	6,891,650
06-265	OFFICE OF PROGRAM DEVELOPMENT	1,233,209	101,917	1,335,126
06-267	OFFICE OF TOURISM			0
	SUBTOTAL 06	11,706,900	491,188	12,198,088



STATE OF LOUISIANA  
SCHEDULE OF REVENUES BY  
ORGANIZATION AND TYPE  
FOR THE YEAR ENDED JUNE 30, 2004

SCHEDULE NUMBER	BUDGET UNIT NAME	ACTUAL	RECEIVABLE	TOTAL REVENUE
	REVENUE BY TYPE			
	INTERGOVERNMENTAL RECEIPTS	5,349,871	283,270	5,633,141
	TAXES	(329,465)	(41,962)	(371,427)
	GAMING REVENUE			0
	USE OF MONEY AND PROPERTY	540,840	115,449	656,289
	LICENSES, PERMITS, & FEES	5,831,224	86,814	5,918,038
	SALE OF SERVICES & COMMODITIES	123,978	5,676	129,654
	OTHER RECEIPTS	190,452	41,941	232,393
	TOTAL REVENUE BY TYPE	11,706,900	491,188	12,198,088
	TRANSPORTATION AND DEVELOPMENT			
07-273	MANAGEMENT AND FINANCE	1,035,981	632,998	1,668,979
07-275	PUBLIC WORKS	10,102,028	974,010	11,076,038
07-276	OFFICE OF ENGINEERING	43,542,219	5,812,549	49,354,768
	SUBTOTAL 07	54,680,228	7,419,557	62,099,785
	REVENUE BY TYPE			
	INTERGOVERNMENTAL RECEIPTS	9,869,126	1,551,890	11,421,016
	TAXES			0
	GAMING REVENUE			0
	USE OF MONEY AND PROPERTY	362,034	17,178	379,212
	LICENSES, PERMITS, & FEES	369,188	8,162	377,350
	SALE OF SERVICES & COMMODITIES	423,035	73,007	496,042
	OTHER RECEIPTS	43,656,845	5,769,320	49,426,165
	TOTAL REVENUE BY TYPE	54,680,228	7,419,557	62,099,785
	DEPARTMENT OF PUBLIC SAFETY AND CORRECTIONS			
08-418	PUBLIC SAFETY-MANAGEMENT AND FINANCE	620,441	77,394	697,835
08-419	OFFICE OF STATE POLICE	567,060,734	17,235,493	584,296,227
08-420	OFFICE OF MOTOR VEHICLE	464,616,216	29,736,180	494,352,396
08-421	OFFICE OF LEGAL AFFAIRS	26,501	22	26,523
08-422	OFFICE OF STATE FIRE MARSHAL	3,319,475	81,313	3,400,788
08-423	LOUISIANA GAMING CONTROL BOARD	59,844,043	(171,233)	59,672,810
08-424	LIQUEFIED PETROLEUM GAS COMMISSION	783,390		783,390
08-425	LOUISIANA HIGHWAY SAFETY COMMISSION	10,704,684	1,420,699	12,125,383
08-400	CORRECTIONS-ADMINISTRATIVE	4,491,385	481,803	4,973,188
08-401	C. PAUL PHELPS CORRECTIONAL CTR	941,927	14,369	956,296
08-402	LOUISIANA STATE PENITENTIARY	5,124,275	77,120	5,201,395
08-403	OFFICE OF YOUTH DEVELOPMENT	1,788,628	60,734	1,849,362
08-405	AVOYELLES CORRECTIONAL FACILITY	1,306,262	43,734	1,349,996
08-406	LOUISIANA CORRECTIONAL INSTITUTE FOR WOMEN	950,201	17,182	967,383
08-407	WINN CORRECTIONAL CENTER	120,296	3,556	123,852
08-408	ALLEN CORRECTIONAL CENTER	78,868	2,760	81,628
08-409	DIXON CORRECTIONAL INSTITUTE	1,859,904	418,400	2,278,304
08-412	WORK TRAINING FACILITY-NORTH	748,838	15,399	764,237
08-413	HUNT CORRECTIONAL CENTER	2,203,017	25,605	2,228,622
08-414	WADE CORRECTIONAL CENTER	1,473,489	49,702	1,523,191
08-415	ADULT PROBATION AND PAROLE	14,496,546	228,624	14,725,170
08-416	WASHINGTON CORRECTIONAL FACILITY	111,100	10,824	121,924
08-451	SHERIFF'S HOUSING OF STATE INMATES			0
	SUBTOTAL 08	1,142,670,220	49,829,680	1,192,499,900
	REVENUE BY TYPE			
	INTERGOVERNMENTAL RECEIPTS	23,943,795	4,490,241	28,434,036
	TAXES	269,378,002	24,043,548	293,421,550
	GAMING REVENUE	585,009,005	11,684,033	596,693,038
	USE OF MONEY AND PROPERTY			0
	LICENSES, PERMITS, & FEES	204,595,657	7,644,871	212,240,528
	SALE OF SERVICES & COMMODITIES	13,361,313	169,287	13,530,600
	OTHER RECEIPTS	46,382,448	1,797,700	48,180,148
	TOTAL REVENUE BY TYPE	1,142,670,220	49,829,680	1,192,499,900

STATE OF LOUISIANA  
SCHEDULE OF REVENUES BY  
ORGANIZATION AND TYPE  
FOR THE YEAR ENDED JUNE 30, 2004

SCHEDULE NUMBER	BUDGET UNIT NAME	ACTUAL	RECEIVABLE	TOTAL REVENUE
	DEPARTMENT OF HEALTH AND HOSPITALS			
09-303	DEVELOPMENTAL DISABILITIES COUNCIL	1,346,970	239,539	1,586,509
09-305	OFFICE OF MANAGEMENT AND FINANCE	104,769,059	6,932,846	111,701,905
09-306	MEDICAL VENDOR PAYMENTS	3,906,933,131	309,936,048	4,216,869,179
09-307	OFFICE OF THE SECRETARY	15,249,246	875,020	16,124,266
09-311	NEW ORLEANS HOME AND REHABILITATION CENTER	604,626	48,402	653,028
09-319	VILLA FELICIANA CHRONIC DISEASE HOSPITAL	1,114,811	86,572	1,201,383
09-326	OFFICE OF PUBLIC HEALTH	200,614,052	13,788,930	214,402,982
09-330	OFFICE OF MENTAL HEALTH	6,374,077	990,865	7,364,942
09-331	MENTAL HEALTH AREA C	3,223,699	635,364	3,859,063
09-332	MENTAL HEALTH AREA B	5,024,752	631,507	5,656,259
09-333	MENTAL HEALTH AREA A	10,751,483	1,442,313	12,193,796
09-340	OFFICE OF MENTAL RETARDATION	3,809	50	3,859
09-342	METROPOLITAN DEVELOPMENTAL CENTER	1,179,601	239,126	1,418,727
09-344	HAMMOND DEVELOPMENTAL CENTER	1,826,356	13,395	1,839,751
09-346	NORTHWEST DEVELOPMENTAL CENTER	588,750	114	588,864
09-347	PINECREST DEVELOPMENTAL CENTER	3,281,730	325,012	3,606,742
09-348	RUSTON DEVELOPMENTAL CENTER	315,563	23,368	338,931
09-349	SOUTHWEST DEVELOPMENTAL CENTER	806,251	17,056	823,307
09-351	OFFICE OF SUBSTANCE ABUSE	25,257,773	2,909,952	28,167,725
	SUBTOTAL 09	4,289,265,739	339,135,479	4,628,401,218
	REVENUE BY TYPE			
	INTERGOVERNMENTAL RECEIPTS	3,746,197,084	325,041,331	4,071,238,415
	TAXES	4,209	52	4,261
	GAMING REVENUE			0
	USE OF MONEY AND PROPERTY	5,170		5,170
	LICENSES, PERMITS, & FEES	27,875,613	668,379	28,543,992
	SALE OF SERVICES & COMMODITIES	1,593,204	1,314,896	2,908,100
	OTHER RECEIPTS	513,590,459	12,110,821	525,701,280
	TOTAL REVENUE BY TYPE	4,289,265,739	339,135,479	4,628,401,218
	DEPARTMENT OF SOCIAL SERVICES			
10-355	OFFICE OF FAMILY SUPPORT	1,105,757,121	92,882,056	1,198,639,177
10-357	OFFICE OF THE SECRETARY	639,421		639,421
10-370	OFFICE OF COMMUNITY SERVICES	128,607,334	13,337,629	141,944,963
10-374	REHABILITATION SERVICES	42,746,874	1,637,867	44,384,741
	SUBTOTAL 10	1,277,750,750	107,857,552	1,385,608,302
	REVENUE BY TYPE			
	INTERGOVERNMENTAL RECEIPTS	1,254,776,622	106,756,987	1,361,533,609
	TAXES			0
	GAMING REVENUES			0
	USE OF MONEY AND PROPERTY			0
	LICENSES, PERMITS, & FEES	612,031		612,031
	SALE OF SERVICES & COMMODITIES		24,475	24,475
	OTHER RECEIPTS	22,362,097	1,076,090	23,438,187
	TOTAL REVENUE BY TYPE	1,277,750,750	107,857,552	1,385,608,302
	DEPARTMENT OF NATURAL RESOURCES			
11-431	OFFICE OF THE SECRETARY	2,782,732	494,095	3,276,827
11-432	OFFICE OF CONSERVATION	9,489,018	435,323	9,924,341
11-434	OFFICE OF MINERAL RESOURCES	357,717,456	61,408,395	419,125,851
11-435	COASTAL RESTORATION AND MANAGEMENT	14,965,306	2,780,046	17,745,352
	SUBTOTAL 11	384,954,512	65,117,859	450,072,371
	REVENUE BY TYPE			
	INTERGOVERNMENTAL RECEIPTS	16,598,805	3,643,209	20,242,014
	TAXES			0
	GAMING REVENUE			0
	USE OF MONEY AND PROPERTY	302,560,472	46,985,427	349,545,899
	LICENSES, PERMITS, & FEES	12,122,103	31,843	12,153,946
	SALE OF SERVICES & COMMODITIES	8,084,998	82,910	8,167,908

STATE OF LOUISIANA  
SCHEDULE OF REVENUES BY  
ORGANIZATION AND TYPE  
FOR THE YEAR ENDED JUNE 30, 2004

SCHEDULE NUMBER	BUDGET UNIT NAME	ACTUAL	RECEIVABLE	TOTAL REVENUE
	OTHER RECEIPTS	45,588,134	14,374,470	59,962,604
	TOTAL REVENUE BY TYPE	384,954,512	65,117,859	450,072,371
12-440	REVENUE AND TAXATION			
	OFFICE OF REVENUE	5,606,468,241	480,951,927	6,087,420,168
12-441	LOUISIANA TAX COMMISSION	548,142		548,142
	SUBTOTAL 12	5,607,016,383	480,951,927	6,087,968,310
	REVENUE BY TYPE			
	INTERGOVERNMENTAL RECEIPTS	297,500	23,000	320,500
	TAXES	5,564,635,229	474,197,741	6,038,832,970
	GAMING REVENUE			0
	USE OF MONEY AND PROPERTY			0
	LICENSES, PERMITS, & FEES	11,006,048	280,183	11,286,231
	SALE OF SERVICES & COMMODITIES			0
	OTHER RECEIPTS	31,077,606	6,451,003	37,528,609
	TOTAL REVENUE BY TYPE	5,607,016,383	480,951,927	6,087,968,310
13-850	DEPARTMENT OF ENVIRONMENTAL QUALITY			
	OFFICE OF THE SECRETARY	197,429	26,060	223,489
13-851	OFFICE OF ENVIRONMENTAL COMPLIANCE	1,650,127	784,778	2,434,905
13-852	OFFICE OF ENVIRONMENTAL SERVICES	2,464,976	626,447	3,091,423
13-853	OFFICE OF ENVIRONMENTAL ASSESSMENT	14,244,987	2,401,485	16,646,472
13-855	MANAGEMENT AND FINANCE	76,841,628	4,263,149	81,104,777
	SUBTOTAL 13	95,399,147	8,101,919	103,501,066
	REVENUE BY TYPE			
	INTERGOVERNMENTAL RECEIPTS	11,952,740	4,368,309	16,321,049
	TAXES			0
	GAMING REVENUE			0
	USE OF MONEY AND PROPERTY			0
	LICENSES, PERMITS & FEES	82,445,154	3,674,156	86,119,310
	SALE OF SERVICES & COMMODITIES	236,195	10,930	247,125
	OTHER RECEIPTS	765,058	48,524	813,582
	TOTAL REVENUE BY TYPE	95,399,147	8,101,919	103,501,066
14-474	DEPARTMENT OF EMPLOYMENT AND TRAINING			
	OFFICE OF EMPLOYMENT SECURITY	123,288,713	5,219,763	128,508,476
14-475	OFFICE OF WORKER'S COMPENSATION	47,531,699	645,821	48,177,520
	SUBTOTAL 14	170,820,412	5,865,584	176,685,996
	REVENUE BY TYPE			
	INTERGOVERNMENTAL RECEIPTS	124,126,905	5,236,849	129,363,754
	TAXES			0
	GAMING REVENUE			0
	USE OF MONEY AND PROPERTY	1,098	(1,098)	0
	LICENSES, PERMITS, & FEES	35,613,604		35,613,604
	SALE OF SERVICES & COMMODITIES			0
	OTHER RECEIPTS	11,078,805	629,833	11,708,638
	TOTAL REVENUE BY TYPE	170,820,412	5,865,584	176,685,996
16-511	DEPARTMENT OF WILDLIFE AND FISHERIES			
	OFFICE OF MANAGEMENT AND FINANCE	7,700,918	(10,081)	7,690,837
16-512	OFFICE OF THE SECRETARY	31,716,342	719,913	32,436,255
16-513	OFFICE OF WILDLIFE	8,460,702	399,993	8,860,695
16-514	OFFICE OF FISHERIES	10,300,371	364,777	10,665,148
	SUBTOTAL 16	58,178,333	1,474,602	59,652,935
	REVENUE BY TYPE			
	INTERGOVERNMENTAL RECEIPTS	18,803,446	1,075,107	19,878,553
	TAXES	222,340	407	222,747

STATE OF LOUISIANA  
SCHEDULE OF REVENUES BY  
ORGANIZATION AND TYPE  
FOR THE YEAR ENDED JUNE 30, 2004

SCHEDULE NUMBER	BUDGET UNIT NAME	ACTUAL	RECEIVABLE	TOTAL REVENUE
	GAMING REVENUE			0
	USE OF MONEY AND PROPERTY	8,606,217	173	8,606,390
	LICENSES, PERMITS, AND FEES	28,974,927	401,549	29,376,476
	SALE OF SERVICE & COMMODITIES	350,601	756	351,357
	OTHER RECEIPTS	1,220,802	(3,390)	1,217,412
	TOTAL REVENUE BY TYPE	58,178,333	1,474,602	59,652,935
	DEPARTMENT OF CIVIL SERVICE			
17-560	LOUISIANA CIVIL SERVICE	2,560,193	194	2,560,387
17-562	ETHICS COMMISSION	589,502	300	589,802
17-563	STATE POLICE COMMISSION CIVIL SERVICE	2,373		2,373
17-564	DIVISION OF ADMINISTRATIVE LAW	19,111	731	19,842
	SUBTOTAL 17	3,171,179	1,225	3,172,404
	REVENUE BY TYPE			
	INTERGOVERNMENTAL RECEIPTS			0
	TAXES			0
	GAMING REVENUE			0
	USE OF MONEY AND PROPERTY			0
	LICENSES, PERMITS, AND FEES			0
	SALE OF SERVICE & COMMODITIES			0
	OTHER RECEIPTS	3,171,179	1,225	3,172,404
	TOTAL REVENUE BY TYPE	3,171,179	1,225	3,172,404
	DEPARTMENT OF EDUCATION			
19	UNIVERSITY OF LOUISIANA BOARD OF TRUSTEES	251,355	56,773	308,128
19-651	LOUISIANA SCHOOL FOR THE VISUALLY IMPAIRED	723		723
19-653	LOUISIANA SCHOOL FOR THE DEAF	42,010	9,760	51,770
19-655	LOUISIANA SPECIAL EDUCATION CENTER	7,968		7,968
19-657	LOUISIANA SCHOOL OF MATH, SCIENCE AND ARTS	283,520	2,032	285,552
19-661	OFFICE OF STUDENT FINANCIAL ASSISTANCE	15,180,456	6,728,172	21,908,628
19-662	LOUISIANA EDUCATIONAL TELEVISION AUTHORITY	5,843,936	454,057	6,297,993
19-663	C. O. D. O. F. I. L.			0
19-666	BOARD OF ELEMENTARY AND SECONDARY EDUCATION	4,049		4,049
19-672	LOUISIANA SYSTEMIC INITIATIVE PROGRAM	2,016,825	177,773	2,194,598
19-673	NEW ORLEANS CENTER FOR CREATIVE ARTS	3,165,240		3,165,240
19-674	LOUISIANA UNIVERSITIES MARINE CONSORTIUM	1,112,437	705,262	1,817,699
19-678	MANAGEMENT AND FINANCE	30,829,327	4,727,427	35,556,754
19-681	SUBGRANTEE ASSISTANCE	605,052,663	132,071,305	737,123,968
19-699	SPECIAL SCHOOL DISTRICT	75,984,902		75,984,902
	SUBTOTAL 19	739,775,411	144,932,561	884,707,972
	REVENUE BY TYPE			
	INTERGOVERNMENTAL RECEIPTS	725,291,415	136,649,440	861,940,855
	TAXES			0
	GAMING REVENUE			0
	USE OF MONEY AND PROPERTY	2,322	452,857	455,179
	LICENSES, PERMITS AND FEES	12,000	1,000	13,000
	SALE OF SERVICES & COMMODITIES	754,249	196,235	950,484
	OTHER RECEIPTS	13,715,425	7,633,029	21,348,454
	TOTAL REVENUE BY TYPE	739,775,411	144,932,561	884,707,972
	OTHER APPROPRIATIONS			
20-922	DEBT SERVICE	1,543,608	389,192	1,932,800
20-800	GROUP BENEFITS	620,227,193	18,559,173	638,786,366
20-804	RISK MANAGEMENT	85,817,762	1,401,974	87,219,736
20-977	DOA-DEBT SERVICE & MAINTENANCE	2,010,925		2,010,925
20-980	DOA-UNEMPLOYMENT COMPENSATION			0
20-966	SUPP. PAYMENTS TO LAW ENFORCEMENT	3,674	1,325	4,999
	SUBTOTAL 20	709,603,162	20,351,664	729,954,826

STATE OF LOUISIANA  
SCHEDULE OF REVENUES BY  
ORGANIZATION AND TYPE  
FOR THE YEAR ENDED JUNE 30, 2004

SCHEDULE NUMBER	BUDGET UNIT NAME	ACTUAL	RECEIVABLE	TOTAL REVENUE
	REVENUE BY TYPE			
	INTERGOVERNMENTAL RECEIPTS	1,543,608		1,543,608
	TAXES			0
	GAMING REVENUE			0
	USE OF MONEY AND PROPERTY	1,617,300		1,617,300
	LICENSES, PERMITS AND FEES			0
	SALE OF SERVICES & COMMODITIES	704,427,655	19,961,147	724,388,802
	OTHER RECEIPTS	2,014,599	390,517	2,405,116
	TOTAL REVENUE BY TYPE	709,603,162	20,351,664	729,954,826
	SUBTOTAL GENERAL FUND AND BOND SECURITY	15,550,672,916	1,274,875,825	16,825,548,741
	SPECIAL REVENUE:			
	ARTIFICIAL REEF DEVELOPMENT	(1,028,000)		(1,028,000)
	BUDGET STABILIZATION	(1,729,000)		(1,729,000)
	CONSERVATION FUND	58,000		58,000
	DEFICIT ELIMINATION/CAPITAL OUTLAY ESCROW	(1,014,000)		(1,014,000)
	EMPLOYMENT SECURITY ADMINISTRATIVE	2,952,000	713,000	3,665,000
	ENVIRONMENTAL TRUST FUND	(254,000)		(254,000)
	FEDERAL ENERGY SETTLEMENT FUND	79,000		79,000
	FEDERAL STATE FISCAL ASSISTANCE			0
	FEED COMMISSION	350,000	217,000	567,000
	FERTILIZER FUND	(52,000)	428,000	376,000
	HELP LOUISIANA VOTE FUND	12,589,000		12,589,000
	HIGHER EDUCATION INITIATIVES FUND	(120,000)		(120,000)
	LABOR PENALTY AND INTEREST ACCOUNT	6,269,000	21,000	6,290,000
	LABOR WORKFORCE DEVELOPMENT TRAINING	37,455,000	6,252,000	43,707,000
	LOTTERY FUND	(512,000)		(512,000)
	LOUISIANA ECONOMIC DEVELOPMENT	(485,000)		(485,000)
	LOUISIANA EDUCATION QUALITY TRUST	3,435,000		3,435,000
	LOUISIANA FUND	(162,000)		(162,000)
	LA MEDICAL ASSISTANCE TRUST	(307,000)		(307,000)
	LA QUALITY EDUCATION SUPPORT FUND	14,933,000	38,000	14,971,000
	LA TOURISM PROMOTION	17,075,000	3,357,000	20,432,000
	MARSH ISLAND OPERATING	1,302,000	25,000	1,327,000
	MEDICAID TRUST FUND FOR THE ELDERLY	(34,185,000)		(34,185,000)
	MOTOR FUELS UNDERGROUND	(146,000)		(146,000)
	OIL SPILL CONTINGENCY FUND	(124,000)		(124,000)
	PARISH ROYALTY	37,655,000	4,374,000	42,029,000
	PATIENT'S COMPENSATION	(3,452,000)		(3,452,000)
	PESTICIDE FUND	964,000	37,000	1,001,000
	RETIREMENT SYSTEM INSURANCE PROCEEDS	37,885,000		37,885,000
	ROCKEFELLER REFUGE FUND	3,299,000	428,000	3,727,000
	ROCKEFELLER WILDLIFE REFUGE TRUST AND PROTECTION FL	2,402,000		2,402,000
	RURAL DEVELOPMENT	(83,000)		(83,000)
	RUSSELL SAGE OR MARSH ISLAND REFUGE FUND	515,000		515,000
	RUSSELL SAGE SPECIAL FUND	24,000		24,000
	SAVINGS ENHANCEMENT FUND	274,000		274,000
	STATE HIGHWAY FUND #2	9,089,000	713,000 L	9,802,000
	SUPPORT EDUCATION IN LA FIRST FUND	(494,000)		(494,000)
	TELEPHONE COMPANY PROPERTY ASSESSMENT RELIEF	(341,000)		(341,000)
	TRANSPORTATION TRUST FUND	486,522,000		486,522,000
	WETLANDS	(785,000)		(785,000)
	WILDLIFE HABITAT AND NATURAL HERITAGE TRUST			0
	SUBTOTAL 21	629,853,000	16,603,000	646,456,000
	REVENUE BY TYPE			
	INTERGOVERNMENTAL RECEIPTS	500,678,000		500,678,000
	TAXES	62,915,000	10,343,000	73,258,000
	GAMING REVENUE			0
	USE OF MONEY AND PROPERTY	14,831,000	4,840,000	19,671,000
	LICENSES, PERMITS AND FEES	48,377,000	1,420,000	49,797,000
	SALE OF SERVICES & COMMODITIES			0
	OTHER RECEIPTS	3,052,000		3,052,000

STATE OF LOUISIANA  
SCHEDULE OF REVENUES BY  
ORGANIZATION AND TYPE  
FOR THE YEAR ENDED JUNE 30, 2004

SCHEDULE NUMBER	BUDGET UNIT NAME	ACTUAL	RECEIVABLE	TOTAL REVENUE
	TOTAL REVENUE BY TYPE	629,853,000	16,603,000	646,456,000
	DEBT SERVICE			
	TIMED ACCOUNT	50,211,000		50,211,000
	TOBACCO SETTLEMENT FINANCING	89,977,000	123,000	90,100,000
	SUBTOTAL 23	140,188,000	123,000	140,311,000
	REVENUE BY TYPE			
	INTERGOVERNMENTAL RECEIPTS			0
	TAXES	51,700,000		51,700,000
	GAMING REVENUE			0
	TOBACCO SETTLEMENT	84,973,000		84,973,000
	USE OF MONEY AND PROPERTY			0
	LICENSES, PERMITS AND FEES			0
	SALE OF SERVICES & COMMODITIES			0
	OTHER RECEIPTS	3,515,000	123,000	3,638,000
	TOTAL REVENUE BY TYPE	140,188,000	123,000	140,311,000
	CAPITAL OUTLAY			
	CAPITAL OUTLAY ESCROW FUND	75,503,000	9,155,000	84,658,000
	SUBTOTAL 24	75,503,000	9,155,000	84,658,000
	REVENUE BY TYPE			
	INTERGOVERNMENTAL RECEIPTS	74,177,000	9,155,000	83,332,000
	TAXES			0
	GAMING REVENUE			0
	USE OF MONEY AND PROPERTY	1,326,000		1,326,000
	LICENSES, PERMITS AND FEES			0
	SALE OF SERVICES & COMMODITIES			0
	OTHER RECEIPTS			0
	TOTAL REVENUE BY TYPE	75,503,000	9,155,000	84,658,000
	PERMANENT FUNDS			
	EDUCATION EXCELLENCE	18,884,000	1,288,000	20,172,000
	FULLER-EDWARDS ARBORETUM TRUST FUND	2,000		2,000
	HEALTH EXCELLENCE	(10,357,000)		(10,357,000)
	W.R. IRBY BEQUEST FUND	1,271,000		1,271,000
	TOPS FUND	(10,356,000)		(10,356,000)
	LIFETIME LICENSES ENDOWMENT	(98,000)		(98,000)
	SUBTOTAL 26	(654,000)	1,288,000	634,000
	REVENUE BY TYPE			
	INTERGOVERNMENTAL RECEIPTS			0
	TAXES			0
	GAMING REVENUE			0
	USE OF MONEY AND PROPERTY	(32,380,000)	1,288,000	(31,092,000)
	LICENSES, PERMITS AND FEES			0
	SALE OF SERVICES & COMMODITIES	13,000		13,000
	OTHER RECEIPTS	31,713,000		31,713,000
	TOTAL REVENUE BY TYPE	(654,000)	1,288,000	634,000
	SUBTOTAL OTHER GOVERNMENTAL FUND TYPES	844,890,000	27,169,000	872,059,000
	SUBTOTAL PRIMARY GOVERNMENT	16,395,562,916	1,302,044,825	17,697,607,741
	INTERNAL SERVICE			
	ADMINISTRATIVE SERVICES	3,823,000	493,000	4,316,000
	ADMINISTRATIVE SUPPORT	2,439,000	235,000	2,674,000
	CENTRAL REGIONAL LAUNDRY	464,000	42,000	506,000
	FLIGHT MAINTENANCE OPERATIONS	818,000	120,000	938,000

STATE OF LOUISIANA  
SCHEDULE OF REVENUES BY  
ORGANIZATION AND TYPE  
FOR THE YEAR ENDED JUNE 30, 2004

SCHEDULE NUMBER	BUDGET UNIT NAME	ACTUAL	RECEIVABLE	TOTAL REVENUE
	JACKSON REGIONAL LAUNDRY	694,000	66,000	760,000
	OFFICE OF TELECOMMUNICATIONS	51,095,000	5,933,000	57,028,000
	SUBTOTAL 25	59,333,000	6,889,000	66,222,000
	REVENUE BY TYPE			
	INTERGOVERNMENTAL RECEIPTS			0
	TAXES			0
	GAMING REVENUE			0
	USE OF MONEY AND PROPERTY			0
	LICENSES, PERMITS AND FEES			0
	SALE OF SERVICES & COMMODITIES	59,328,000	6,889,000	66,217,000
	OTHER RECEIPTS	5,000		5,000
	TOTAL REVENUE BY TYPE	59,333,000	6,889,000	66,222,000
	ENTERPRISE FUNDS			
	BOARDS AND COMMISSIONS	23,968,000	964,000	24,932,000
	DRINKING WATER REVOLVING LOAN	1,106,000	439,000	1,545,000
	LOUISIANA CORRECTIONAL FACILITIES CORPORATION	(2,000)	17,000	15,000
	LOUISIANA FEDERAL PROPERTY ASSISTANCE AGENCY	2,767,000	305,000	3,072,000
	LOUISIANA LOTTERY CORPORATION	329,214,000	10,904,000	340,118,000
	OFFICE FACILITIES CORPORATION	11,995,000	4,951,000	16,946,000
	LOUISIANA OPPORTUNITY LOAN FUND	1,649,000	29,000	1,678,000
	LOUISIANA PROPERTY ASSISTANCE AGENCY	3,745,000	109,000	3,854,000
	MUNICIPAL FACILITIES REVOLVING LOAN FUND	5,837,000	1,436,000	7,273,000
	UNEMPLOYMENT TRUST FUND	259,720,000	42,415,000	302,135,000
	PRISON ENTERPRISES	19,090,000	2,119,000	21,209,000
	PUBLIC SAFETY SERVICES	1,064,000	30,000	1,094,000
	DONALD J. THIBODEAUX TRAINING COMPLEX	9,329,000	405,000	9,734,000
	SUBTOTAL 22	669,482,000	64,123,000	733,605,000
	REVENUE BY TYPE			
	INTERGOVERNMENTAL RECEIPTS	46,221,000		46,221,000
	TAXES			0
	GAMING REVENUE			0
	USE OF MONEY AND PROPERTY	108,907,000	6,872,000	115,779,000
	LICENSES, PERMITS AND FEES	16,211,000	964,000	17,175,000
	SALE OF SERVICES & COMMODITIES	367,899,000	13,872,000	381,771,000
	OTHER RECEIPTS	130,244,000	42,415,000	172,659,000
	TOTAL REVENUE BY TYPE	669,482,000	64,123,000	733,605,000
	PRIVATE PURPOSE TRUST FUNDS			
	LA EDUCATION TUITION AND SAVINGS FUND	21,337,000		21,337,000
	SUBTOTAL 27	21,337,000	0	21,337,000
	REVENUE BY TYPE			
	INTERGOVERNMENTAL RECEIPTS			0
	TAXES			0
	GAMING REVENUE			0
	USE OF MONEY AND PROPERTY	617,000		617,000
	LICENSES, PERMITS AND FEES			0
	SALE OF SERVICES & COMMODITIES			0
	OTHER RECEIPTS	20,720,000		20,720,000
	TOTAL REVENUE BY TYPE	21,337,000	0	21,337,000
	PENSION AND INVESTMENT TRUST FUNDS			
	LA. SCHOOL EMPLOYEES' RETIREMENT SYSTEM	165,435,000	40,348,000	205,783,000
	LA. STATE EMPLOYEES RETIREMENT SYSTEM	1,433,978,000	70,640,000	1,504,618,000
	LA STATE POLICE RETIREMENT SYSTEM	59,390,000	2,316,000	61,706,000
	LA. TEACHERS RETIREMENT SYSTEM	2,294,820,000	191,297,000	2,486,117,000
	LOUISIANA ASSET MANAGEMENT POOL	1,365,355,000	1,958,000	1,367,313,000
	SUBTOTAL 28	5,318,978,000	306,559,000	5,625,537,000

STATE OF LOUISIANA  
SCHEDULE OF REVENUES BY  
ORGANIZATION AND TYPE  
FOR THE YEAR ENDED JUNE 30, 2004

SCHEDULE NUMBER	BUDGET UNIT NAME	ACTUAL	RECEIVABLE	TOTAL REVENUE
	REVENUE BY TYPE			
	INTERGOVERNMENTAL RECEIPTS			0
	TAXES			0
	GAMING REVENUE			0
	USE OF MONEY AND PROPERTY	4,144,181,000	146,969,000	4,291,150,000
	LICENSES, PERMITS AND FEES			0
	SALE OF SERVICES & COMMODITIES			0
	OTHER RECEIPTS	1,174,797,000	159,590,000	1,334,387,000
	TOTAL REVENUE BY TYPE	5,318,978,000	306,559,000	5,625,537,000
	SUBTOTAL PROPRIETARY AND SIMILAR TRUST	6,069,130,000	377,571,000	6,446,701,000
	TOTAL REVENUES AND RECEIPTS	\$ 22,464,692,916	1,679,615,825	24,144,308,741
	COMPONENT UNITS:			
	VARIOUS	4,661,805,000	327,810,000	4,989,615,000
	TOTAL COMPONENT UNITS	\$ 4,661,805,000	\$ 327,810,000	\$ 4,989,615,000



**STATE OF LOUISIANA  
SUMMARY OF ALL EXPENDITURES BY ORGANIZATION  
AND TYPE ENDING JUNE 30, 2004**

BUDGET		
UNITS	BUDGET UNIT NAME	EXPENDITURES
1	OFFICE OF THE GOVERNOR	\$ 368,301,989
2	LEGISLATIVE DEPARTMENT	88,514,985
3	DEPARTMENT OF VETERANS AFFAIRS	15,829,252
3A	JUDICIARY DEPARTMENT	132,287,668
4	ELECTED STATE OFFICIALS	189,997,589
5	DEPARTMENT OF ECONOMIC DEVELOPMENT	60,350,970
6	DEPARTMENT OF CULTURE, RECREATION AND TOURISM	60,369,565
7	DEPARTMENT OF TRANSPORTATION AND DEVELOPMENT	330,164,537
8	DEPARTMENT OF PUBLIC SAFETY AND CORRECTIONS	880,031,221
9	DEPARTMENT OF HEALTH AND HOSPITALS	5,737,847,696
10	DEPARTMENT OF SOCIAL SERVICES	1,323,707,907
11	DEPARTMENT OF NATURAL RESOURCES	75,575,103
12	DEPARTMENT OF REVENUE AND TAXATION	70,141,493
13	DEPARTMENT OF ENVIRONMENTAL QUALITY	96,283,414
14	DEPARTMENT OF EMPLOYMENT AND TRAINING	214,469,977
16	DEPARTMENT OF WILDLIFE AND FISHERIES	68,885,235
17	DEPARTMENT OF CIVIL SERVICE	11,145,023
18	RETIREMENT SYSTEMS	1,066,108
19	DEPARTMENT OF EDUCATION	4,929,256,733
20	OTHER APPROPRIATIONS	407,952,295
21	GROUP BENEFITS	890,119,532
22	RISK MANAGEMENT	129,878,078
23	DEBT SERVICE	415,296,000
24	CAPITAL OUTLAY	1,126,958,000
27	PERMANENT FUNDS	58,167,000
29	SPECIAL REVENUE	229,583,000
	TOTAL PRIMARY GOVERNMENT	\$ 17,912,180,370
25	INTERNAL SERVICE FUNDS	64,537,000
27	PRIVATE-PURPOSE TRUST FUNDS	1,362,993,000
28	PENSION AND INVESTMENT TRUST	1,870,096,000
31	ENTERPRISE FUNDS	647,628,000
	TOTAL PROPRIETARY AND SIMILAR TRUST FUNDS	\$ 3,945,254,000
	TOTAL FUNDS EXPENDED	\$ 21,857,434,370
	COMPONENT UNIT	\$ 4,771,831,000



STATE OF LOUISIANA  
ORIGINAL AND REVISED BUDGET  
ORGANIZATION AND PROGRAM  
FISCAL YEAR 2003-04

SCHEDULE NUMBER	BUDGET UNIT NAME	TOTAL EXPENDITURES	TOTAL ACCOUNTS PAYABLE	TOTAL EXPENDITURES & ACCTS PAYABLE	TOTAL CURRENT YEAR BUDGET	VARIANCE
01-100	OFFICE OF THE GOVERNOR EXECUTIVE OFFICE					
	Administrative	34,629,664	2,995,584	37,625,248	51,760,469	14,135,221
	La. Indigent Defenders Board	7,458,846	280,671	7,739,517	7,879,915	140,398
		42,088,510	3,276,255	45,364,765	59,640,384	14,275,619
01-101	OFFICE OF INDIAN AFFAIRS Administrative	1,435,763	460,751	1,896,514	3,192,228	1,295,714
01-103	MENTAL HEALTH ADVOCACY SERVICE Administrative	797,843	61,101	858,944	941,767	82,823
01-105	LOUISIANA MANUFACTURED HOUSING Administrative	327,662	12,259	339,921	408,375	68,454
01-107	DIVISION OF ADMINISTRATION					
	Executive Administration	76,373,345	7,489,769	83,863,114	106,120,313	22,257,199
	Inspector General	1,002,669	45,314	1,047,983	1,053,619	5,636
	Community Development Block Grant	33,115,309	4,572,665	37,687,974	61,102,083	23,414,109
	Auxiliary Program	10,058,152	128,947	10,187,099	37,537,144	27,350,045
		120,549,475	12,236,695	132,786,170	205,813,159	73,026,989
01-108	PATIENT'S COMPENSATION Administrative	1,803,692	97,095	1,900,787	2,198,699	297,912
01-112	DEPARTMENT OF THE MILITARY					
	Military Affairs	33,696,071	879,374	34,575,445	38,688,244	4,112,799
	Emergency Preparedness	20,128,955	4,668,246	24,797,201	72,136,923	47,339,722
	Education	15,355,872	98,842	15,454,714	17,344,391	1,889,677
	Auxiliary Account	162,125	7,875	170,000	170,000	-
		69,343,023	5,654,337	74,997,360	128,339,558	53,342,198
01-113	WORKFORCE COMMISSION OFFICE Administrative	11,602,079	2,820,193	14,422,272	19,333,358	4,911,086
		11,602,079	2,820,193	14,422,272	19,333,358	4,911,086
01-114	OFFICE OF WOMEN SERVICES Administrative	6,152,799	1,012,078	7,164,877	8,594,503	1,429,626
		6,152,799	1,012,078	7,164,877	8,594,503	1,429,626
01-126	BOARD OF TAX APPEALS Administrative	235,978	9,560	245,538	269,989	24,451
01-129	LA COMMISSION ON LAW ENFORCEMENT					
	Federal Programs	19,235,783	4,093,405	23,329,188	27,380,590	4,051,402
	State Programs	6,589,332	850,773	7,440,105	9,995,892	2,555,787
		25,825,115	4,944,178	30,769,293	37,376,482	6,607,189
01-133	OFFICE OF ELDERLY AFFAIRS					
	Administrative	4,983,388	127,561	5,110,949	5,196,240	85,291
	Title III, V. USDA	28,462,205	226,383	28,688,588	29,683,133	994,545
	Action Match	404,403	-	404,403	407,312	2,909
	Parish Councils on Aging	1,775,400	1,833	1,777,233	1,789,900	12,667
	Seniors Centers	4,347,117	-	4,347,117	4,376,214	29,097
		39,972,513	355,777	40,328,290	41,452,799	1,124,509
01-254	LOUISIANA STATE RACING COMMISSION	7,712,825	547,774	8,260,599	8,873,869	613,270
01-255	OFFICE OF FINANCIAL INSTITUTIONS	7,511,058	250,745	7,761,803	8,693,328	931,525
01-259	LOUISIANA STATE BOARD OF COSMETOLOGY	1,027,151	51,705	1,078,856	1,666,196	587,340
01-000	OFFICE OF THE GOVERNOR	336,385,486	31,790,503	368,175,989	526,794,694	158,618,705
	LEGISLATIVE DEPARTMENT					
02-951	HOUSE OF REPRESENTATIVES Administrative	23,289,767	86,742	23,376,509	23,683,142	306,633
02-961	LEGISLATIVE COMMITTEE ON THE BUDGET Administrative	-	-	-	-	-
02-962	LOUISIANA LAW INSTITUTE Administrative	714,801	20,756	735,557	853,809	118,252
02-950	SPECIAL LEGISLATIVE ACTS Administrative	18,920,565	9,926,647	28,847,212	36,719,696	7,872,484
02-952	SENATE Administrative	12,812,356	321,146	13,133,502	15,718,357	2,584,855
02-954	LEGISLATIVE AUDITOR Administrative	12,716,488	895,420	13,611,908	14,913,988	1,302,080

STATE OF LOUISIANA  
ORIGINAL AND REVISED BUDGET  
ORGANIZATION AND PROGRAM  
FISCAL YEAR 2003-04

SCHEDULE NUMBER	BUDGET UNIT NAME	TOTAL EXPENDITURES	TOTAL ACCOUNTS PAYABLE	TOTAL EXPENDITURES & ACCTS PAYABLE	TOTAL CURRENT YEAR BUDGET	VARIANCE
02-955	LEGISLATIVE FISCAL OFFICE Administrative	1,731,957	23,448	1,755,405	1,818,095	62,690
02-960	LEGISLATIVE BUDGETARY CONTROL COUNCIL Administrative	6,729,116	325,776	7,054,892	7,953,312	898,420
02-000	LEGISLATIVE DEPARTMENT	76,915,050	11,599,935	88,514,985	101,660,399	13,145,414
	JUDICIARY					
02-170	SUPREME COURT	112,001,444	1,068,949	113,070,393	110,691,342	(2,379,051)
02-906	DISTRICT ATTORNEYS & ASSISTANTS	18,654,030	563,245	19,217,275	19,293,418	76,143
		-	-	-	-	-
02-000	JUDICIARY DEPARTMENT	130,655,474	1,632,194	132,287,668	129,984,760	(2,302,908)
	DEPARTMENT OF VETERANS AFFAIRS					
01-130	DEPARTMENT OF VETERANS AFFAIRS Administrative	921,521	80,955	1,002,476	1,110,287	107,811
	Claims	307,595	27,956	335,551	371,202	35,651
	St. Approved Agency Program	121,122	21,098	142,220	166,986	24,766
	Contact Assistance	1,871,963	12,245	1,884,208	2,219,128	334,920
		3,222,201	142,254	3,364,455	3,867,603	503,148
01-131	LOUISIANA WAR VETERANS HOME Administrative	5,877,553	221,551	6,099,104	7,228,864	1,129,760
		5,877,553	221,551	6,099,104	7,228,864	1,129,760
01-132	NORTHEAST LA WAR VETERANS HOME Administrative	5,735,541	250,551	5,986,092	6,406,364	420,272
		5,735,541	250,551	5,986,092	6,406,364	420,272
01-134	SOUTHWEST LA WAR VETERANS HOME Administrative	312,731	66,870	379,601	400,000	20,399
		312,731	66,870	379,601	400,000	20,399
03-000	DEPARTMENT OF VETERANS AFFAIRS	15,148,026	681,226	15,829,252	17,902,831	2,073,579
	ELECTED OFFICIALS					
04-139	SECRETARY OF STATE Administrative	4,036,173	381,193	4,417,366	4,417,823	457
	Elections	1,680,179	680,119	2,360,298	29,478,795	27,118,497
	Archives and Records	2,783,517	191,414	2,974,931	3,132,877	157,946
	Museum/Other Operations	2,246,129	158,374	2,404,503	2,490,135	85,632
	Commercial	3,580,068	172,940	3,753,008	3,890,048	137,040
		14,326,066	1,584,040	15,910,106	43,409,678	27,499,572
04-141	OFFICE OF THE ATTORNEY GENERAL Administrative	4,109,975	307,126	4,417,101	5,136,894	719,793
	Civil Law	5,122,273	546,099	5,668,372	10,934,914	5,266,542
	Criminal Law and Medicaid Fraud	4,146,864	227,960	4,374,824	5,255,416	880,592
	Gaming	2,816,087	250,357	3,066,444	5,501,726	2,435,282
	Risk Litigation	10,419,874	309,596	10,729,470	11,974,793	1,245,323
		26,615,073	1,641,138	28,256,211	38,803,743	10,547,532
04-144	COMMISSIONER OF ELECTIONS Administrative	949,894	12,036	961,930	1,104,342	142,412
	Voter Registration	6,054,461	4,075	6,058,536	6,601,573	543,037
	Elections	18,682,365	824,880	19,507,245	21,056,956	1,549,711
	Management and Finance	661,852	(763)	661,089	735,829	74,740
	Information Technology	2,004,110	174,132	2,178,242	2,847,701	669,459
		28,352,682	1,014,360	29,367,042	32,346,401	2,979,359
04-146	LIEUTENANT GOVERNOR Administrative	893,526	129,394	1,022,920	2,366,931	1,344,011
	Grants	1,572,662	182,676	1,755,338	3,943,388	2,188,050
		2,466,188	312,070	2,778,258	6,310,319	3,532,061
04-147	STATE TREASURER Department of Treasury- Seed	-	-	-	1,000,000	1,000,000
	Administrative	6,445,026	444,752	6,889,778	6,889,778	-
	Financial Accountability and Control	2,292,110	378,393	2,670,503	2,777,020	106,517
	Debt Management	969,258	83,612	1,052,870	1,868,031	815,161
	Investment Management	649,386	86,816	736,202	2,895,937	2,159,735
		10,355,780	993,573	11,349,353	15,430,766	4,081,413
04-158	PUBLIC SERVICE COMMISSION Administrative	2,285,989	90,498	2,376,487	2,925,407	548,920
	Support Services	1,316,966	70,710	1,387,676	1,670,716	283,040
	Motor Carrier Regulation	1,149,092	64,054	1,213,146	1,452,106	238,960
	District Offices	1,481,593	44,093	1,525,686	1,873,611	347,925
		6,233,640	269,355	6,502,995	7,921,840	1,418,845
04-160	DEPARTMENT OF AGRICULTURE AND FORESTRY Office of Management and Finance	8,865,072	580,958	9,446,030	17,196,617	7,750,587
	Office of Marketing	2,187,725	336,104	2,523,829	2,524,139	310
	Office of Agriculture and Environmental Sciences	27,202,428	1,089,339	28,291,767	41,111,118	12,819,351
	Office of Animal Health Services	8,200,804	319,625	8,520,429	9,386,346	865,917
	Office of Agro-Consumer Services	4,041,490	489,039	4,530,529	5,653,968	1,123,439
	Office of Forestry	16,465,072	108,671	16,573,743	18,939,746	2,366,003
	Office of Soil and Water Conservation	3,344,675	(18,256)	3,326,419	3,951,744	625,325

STATE OF LOUISIANA  
ORIGINAL AND REVISED BUDGET  
ORGANIZATION AND PROGRAM  
FISCAL YEAR 2003-04

SCHEDULE NUMBER	BUDGET UNIT NAME	TOTAL EXPENDITURES	TOTAL ACCOUNTS PAYABLE	TOTAL EXPENDITURES & ACCTS PAYABLE	TOTAL CURRENT YEAR BUDGET	VARIANCE
	Auxiliary Program	1,341,533	(252,155)	1,089,378	4,664,491	3,575,113
04-165	COMMISSIONER OF INSURANCE	71,648,799	2,653,325	74,302,124	103,428,169	29,126,045
	Administration/Fiscal	4,540,819	478,243	5,019,062	5,482,484	463,422
	Market Compliance	15,995,004	517,434	16,512,438	18,946,009	2,433,571
	Unallotted	-	-	-	-	-
		20,535,823	995,677	21,531,500	24,428,493	2,896,993
04-000	ELECTED OFFICIALS	180,534,051	9,463,538	189,997,589	272,079,409	82,081,820
05-251	ECONOMIC DEVELOPMENT OFFICE OF THE SECRETARY Executive and Administrative	3,052,736	295,812	3,348,548	4,259,343	910,795
05-252	OFFICE OF BUSINESS DEVELOPMENT					
	Business Services	23,103,785	3,513,321	26,617,106	37,448,158	10,831,052
	Cluster Services	24,193,247	4,554,581	28,747,828	56,029,168	27,281,340
	Resource Services	1,494,986	142,502	1,637,488	2,307,487	669,999
		48,792,018	8,210,404	57,002,422	95,784,813	38,782,391
05-000	ECONOMIC DEVELOPMENT	51,844,754	8,506,216	60,350,970	100,044,156	39,693,186
06-261	CULTURE, RECREATION, AND TOURISM OFFICE OF THE SECRETARY Administration Management and Finance	2,475,281	144,028	2,619,309	2,899,384	280,075
		2,004,466	32,160	2,036,626	2,178,892	142,266
		4,479,747	176,188	4,655,935	5,078,276	422,341
06-262	OFFICE OF STATE LIBRARY Library Services	8,096,178	356,040	8,452,218	9,552,697	1,100,479
06-263	OFFICE OF STATE MUSEUM Museum	3,982,434	472,360	4,454,794	4,868,246	413,452
06-264	OFFICE OF STATE PARKS Parks and Recreation	18,762,527	1,871,404	20,633,931	22,945,828	2,311,897
06-265	OFFICE OF CULTURAL DEVELOPMENT Cultural Development Arts Program	1,988,414	340,381	2,328,795	2,727,243	398,448
		4,825,974	522,214	5,348,188	5,867,123	518,935
		6,814,388	862,595	7,676,983	8,594,366	917,383
06-267	OFFICE OF TOURISM Administration Marketing Welcome Centers Consumer Information Services	871,505	77,892	949,397	991,610	42,213
		9,200,910	1,158,873	10,359,783	12,687,575	2,327,792
		1,997,167	(116,805)	1,880,362	2,141,986	261,624
		1,187,751	118,411	1,306,162	1,436,846	130,684
		13,257,333	1,238,371	14,495,704	17,258,017	2,762,313
06-000	CULTURE, RECREATION, AND TOURISM	55,392,607	4,976,958	60,369,565	68,297,430	7,927,865
07-273	TRANSPORTATION AND DEVELOPMENT ADMINISTRATION Office of the Secretary Office of Management and Finance	1,432,190	31,574	1,463,764	1,520,473	56,709
		21,959,716	6,404,672	28,364,388	25,996,805	(2,367,583)
		23,391,906	6,436,246	29,828,152	27,517,278	(2,310,874)
07-275	PUBLIC WORKS AND INTERMODAL TRANSPORT Water Resources Aviation Public Transportation	5,155,783	401,212	5,556,995	5,707,991	150,996
		1,125,628	18,669	1,144,297	1,194,057	49,760
		11,112,899	834,911	11,947,810	16,648,755	4,700,945
		17,394,310	1,254,792	18,649,102	23,550,803	4,901,701
07-276	OFFICE OF ENGINEERING AND OPERATIONS Highways Bridge Trust Planning and Programming District Operations Marine Operations	53,268,748	6,315,590	59,584,338	77,204,699	17,620,361
		10,259,945	384,534	10,644,479	15,995,045	5,350,566
		7,225,443	502,419	7,727,862	20,130,905	12,403,043
		190,314,907	6,838,889	197,153,796	241,679,346	44,525,550
		6,395,868	180,940	6,576,808	8,406,205	1,829,397
		267,464,911	14,222,372	281,687,283	363,416,200	81,728,917
07-000	TRANSPORTATION AND DEVELOPMENT	308,251,127	21,913,410	330,164,537	414,484,281	84,319,744
08-400	PUBLIC SAFETY AND CORRECTIONS CORRECTIONS CORRECTIONS - ADMINISTRATION Office of the Secretary Office of Management and Finance Adult Services Pardon Board Parole Board	1,208,490	326,104	1,534,594	5,987,511	4,452,917
		17,620,433	932,786	18,553,219	33,997,218	15,443,999
		1,283,130	72,433	1,355,563	2,054,117	698,554
		183,950	21,288	205,238	343,557	138,319
		512,031	15,597	527,628	696,449	168,821
		20,808,034	1,368,208	22,176,242	43,078,852	20,902,610
08-401	C. PAUL PHELPS CORRECTIONAL CENTER Administration Incarceration Rehabilitation Health Service	1,562,421	244,545	1,806,966	1,829,735	22,769
		10,795,216	534,090	11,329,306	12,216,597	887,291
		125,947	40,604	166,551	169,246	2,695
		1,168,049	98,752	1,266,801	1,393,043	126,242

STATE OF LOUISIANA  
ORIGINAL AND REVISED BUDGET  
ORGANIZATION AND PROGRAM  
FISCAL YEAR 2003-04

SCHEDULE NUMBER	BUDGET UNIT NAME	TOTAL EXPENDITURES	TOTAL ACCOUNTS PAYABLE	TOTAL EXPENDITURES & ACCTS PAYABLE	TOTAL CURRENT YEAR BUDGET	VARIANCE
	Auxiliary Program	496,482	8,040	504,522	751,469	246,947
08-402	LOUISIANA STATE PENITENTIARY	14,148,115	926,031	15,074,146	16,360,090	1,285,944
	Administration	9,432,977	1,454,894	10,887,871	10,891,174	3,303
	Incarceration	60,433,494	1,632,100	62,065,594	67,948,975	5,883,381
	Rehabilitation	740,645	105,895	846,540	1,038,089	191,549
	Health Service	12,301,061	287,579	12,588,640	14,147,828	1,559,188
	Auxiliary Program	2,692,652	132,789	2,825,441	4,102,431	1,276,990
08-403	OFFICE OF YOUTH DEVELOPMENT	85,600,829	3,613,257	89,214,086	98,128,497	8,914,411
	Administration	14,489,970	4,191,844	18,681,814	19,532,494	850,680
	Swanson Correctional Center for Youth	28,170,377	1,164,533	29,334,910	32,469,401	3,134,491
	Jetson Correctional Center for Youth	21,237,374	669,580	21,906,954	23,200,216	1,293,262
	LTI - Bridge City	7,461,345	320,030	7,781,375	8,332,493	551,118
	Field Services	14,176,965	173,037	14,350,002	15,295,440	945,438
	Contract Services	24,200,078	2,398,971	26,599,049	28,465,991	1,866,942
08-405	AVOYELLES CORRECTIONAL FACILITY	109,736,109	8,917,995	118,654,104	127,296,035	8,641,931
	Administration	1,920,321	242,329	2,162,650	2,166,709	4,059
	Incarceration	12,652,383	288,992	12,941,375	14,024,324	1,082,949
	Rehabilitation	202,189	21,219	223,408	223,412	4
	Health Service	1,711,251	31,113	1,742,364	1,930,960	188,596
	Auxiliary Program	1,046,037	11,748	1,057,785	1,150,688	92,903
08-406	LA CORRECTIONAL INSTITUTE FOR WOMEN	17,532,181	595,401	18,127,582	19,496,093	1,368,511
	Administration	1,797,086	202,303	1,999,389	1,999,645	256
	Incarceration	9,415,444	380,578	9,796,022	10,545,886	749,864
	Rehabilitation	286,122	25,753	311,875	312,161	286
	Health Service	2,963,358	148,847	3,112,205	3,352,880	240,675
	Auxiliary Program	615,459	25,960	641,419	1,114,414	472,995
08-407	WINN CORRECTIONAL CENTER	15,077,469	783,441	15,860,910	17,324,986	1,464,076
	Administration	70,096	38,906	109,002	215,393	106,391
	Purchase of Correctional Services	13,220,681	2,637,468	15,858,149	15,923,545	65,396
08-408	ALLEN CORRECTIONAL CENTER	13,290,777	2,676,374	15,967,151	16,138,938	171,787
	Administration	139,390	37,047	176,437	215,982	39,545
	Purchase of Correctional Services	13,115,117	2,616,288	15,731,405	15,945,729	214,324
08-409	DIXON CORRECTIONAL INSTITUTE	13,254,507	2,653,335	15,907,842	16,161,711	253,869
	Administration	2,310,209	342,722	2,652,931	2,653,229	298
	Incarceration	17,896,602	528,158	18,424,760	20,357,472	1,932,712
	Rehabilitation	567,828	69,460	637,288	728,818	91,530
	Health Service	2,377,729	42,722	2,420,451	2,711,380	290,929
	Auxiliary Program	783,749	19,459	803,208	1,601,310	798,102
08-412	WORK TRAINING FACILITY-NORTH	23,936,117	1,002,521	24,938,638	28,052,209	3,113,571
	Administration	790,019	104,199	894,218	895,058	840
	Incarceration	4,978,309	109,617	5,087,926	5,550,969	463,043
	Health Service	461,006	42,554	503,560	557,673	54,113
	Auxiliary Program	306,661	9,391	316,052	475,048	158,996
08-413	ELAYN HUNT CORRECTIONAL CENTER	6,535,995	265,761	6,801,756	7,478,748	676,992
	Administration	3,960,361	674,428	4,634,789	4,636,184	1,395
	Incarceration	21,093,671	772,551	21,866,222	23,695,528	1,829,306
	Rehabilitation	369,132	72,361	441,493	441,904	411
	Health Service	5,145,993	173,227	5,319,220	5,782,093	462,873
	Diagnostic	3,913,441	36,351	3,949,792	4,390,062	440,270
	Auxiliary Program	1,082,020	48,585	1,130,605	1,799,547	668,942
08-414	WADE CORRECTIONAL CENTER	35,564,618	1,777,503	37,342,121	40,745,318	3,403,197
	Administration	2,798,156	405,306	3,203,462	3,204,705	1,243
	Incarceration	19,675,411	711,260	20,386,671	21,787,055	1,400,384
	Rehabilitation	183,790	65,497	249,287	250,282	995
	Health Service	3,196,071	64,630	3,260,701	3,561,737	301,036
	Auxiliary Program	719,416	(25,841)	693,575	1,502,861	809,286
08-415	ADULT PROBATION AND PAROLE	26,572,844	1,220,852	27,793,696	30,306,640	2,512,944
	Administration and Support	2,742,604	425,304	3,167,908	3,173,444	5,536
	Field Services	36,785,845	1,043,620	37,829,465	42,031,971	4,202,506
08-416	WASHINGTON CORRECTIONAL FACILITY	39,528,449	1,468,924	40,997,373	45,205,415	4,208,042
	Administration	2,160,788	310,499	2,471,287	2,473,464	2,177
	Incarceration	13,606,911	335,838	13,942,749	15,547,128	1,604,379
	Rehabilitation	265,953	34,538	300,491	328,176	27,685
	Health Service	1,952,782	54,575	2,007,357	2,254,911	247,554
	Auxiliary Program	540,702	6,772	547,474	1,001,576	454,102
08-450	ADULT COMMUNITY BASED REHAB. PROGRAMS	18,527,136	742,222	19,269,358	21,605,255	2,335,897
08-451	SHERIFFS' HOUSING OF STATE INMATES	2,683,863	251,850	2,935,713	2,992,626	56,913
08-451	SHERIFFS' HOUSING OF STATE INMATES	139,347,147	13,221,403	152,568,550	152,210,628	(357,922)

STATE OF LOUISIANA  
ORIGINAL AND REVISED BUDGET  
ORGANIZATION AND PROGRAM  
FISCAL YEAR 2003-04

SCHEDULE NUMBER	BUDGET UNIT NAME	TOTAL EXPENDITURES	TOTAL ACCOUNTS PAYABLE	TOTAL EXPENDITURES & ACCTS PAYABLE	TOTAL CURRENT YEAR BUDGET	VARIANCE
	TOTAL CORRECTIONS	582,144,190	41,485,078	623,629,268	682,582,041	58,952,773
08-418	PUBLIC SAFETY MANAGEMENT AND FINANCE Management and Finance	26,391,363	1,294,261	27,685,624	32,093,094	4,407,470
08-419	OFFICE OF STATE POLICE Traffic Enforcement Program Criminal Investigation Program Operational Support Program Gaming Enforcement Program Auxiliary Program	66,357,248 13,231,356 50,138,841 17,393,814 3,331,074	4,306,538 648,112 4,201,872 864,526 125,384	70,663,786 13,879,468 54,340,713 18,258,340 3,456,458	93,795,935 15,929,785 61,225,981 23,532,045 4,030,315	23,132,149 2,050,317 6,885,268 5,273,705 573,857
08-420	OFFICE OF MOTOR VEHICLE Licensing Program	150,452,333 39,225,660	10,146,432 3,088,325	160,598,765 42,313,985	198,514,061 60,730,253	37,915,296 18,416,268
08-421	OFFICE OF LEGAL AFFAIRS Legal Affairs	2,251,129	31,213	2,282,342	2,373,591	91,249
08-422	OFFICE OF STATE FIRE MARSHALL Fire Prevention Program	9,378,652	387,004	9,765,656	12,051,445	2,285,789
08-423	LOUISIANA GAMING CONTROL BOARD Administrative Program	733,327	35,945	769,272	1,164,126	394,854
08-424	LIQUEFIED PETROLEUM GAS COMMISSION Administrative Program	492,869	35,134	528,003	694,392	166,389
08-425	LA HIGHWAY SAFETY COMMISSION Administrative	11,011,798	1,446,508	12,458,306	30,955,696	18,497,390
	TOTAL PUBLIC SAFETY	239,937,131	16,464,822	256,401,953	338,576,658	82,174,705
08-000	PUBLIC SAFETY AND CORRECTIONS	822,081,321	57,949,900	880,031,221	1,021,158,699	141,127,478
09-303	DEPARTMENT OF HEALTH AND HOSPITALS DEVELOPMENTAL DISABILITIES COUNCIL	1,901,312	314,598	2,215,910	2,392,516	176,606
09-305	MEDICAL VENDOR ADMINISTRATION Medical Vendor Administration Agency 300 and 302	139,718,650 21,964,370	16,307,235 -	156,025,885 21,964,370	166,011,173	9,985,288 (21,964,370)
09-306	MEDICAL VENDOR PAYMENTS Payments to Private Providers Payments to Public Providers Medicare Buy-Ins and Supplements Uncompensated Care Costs IGT Payment Program	161,683,020 2,617,544,447 613,851,463 110,561,444 962,083,952 1,623,962	16,307,235 395,311,110 (206,401) 2,728 (319,836) (15,992)	177,990,255 3,012,855,557 613,645,062 110,564,172 961,764,116 1,607,970	166,011,173 3,229,304,738 651,681,933 116,801,015 1,021,862,348 6,998,740	(11,979,082) 216,449,181 38,036,871 6,236,843 60,098,232 5,390,770
09-307	OFFICE OF THE SECRETARY Management and Finance Auxiliary Program Grants Program	4,305,665,268 39,606,266 246,753 7,965,178	394,771,609 2,634,363 13,016 945,000	4,700,436,877 42,240,629 259,769 8,910,178	5,026,648,774 47,724,348 302,116 10,441,528	326,211,897 5,483,719 42,347 1,531,350
09-311	NEW ORLEANS HOME AND REHABILITATION CTR Administration and Support Patient Services Auxiliary Program	47,818,197 1,036,368 4,781,016 1,882	3,592,379 235,825 56,391 118	51,410,576 1,272,193 4,837,407 2,000	58,467,992 1,319,059 5,829,469 2,000	7,057,416 46,866 992,062 -
09-319	VILLA FELICIANA HOSPITAL Administration and Support Patient Services Auxiliary Program	5,819,266 4,747,448 9,629,662 25,520	292,334 450,730 164,897 1,140	6,111,600 5,198,178 9,794,559 26,660	7,150,528 5,825,142 11,832,200 50,000	1,038,928 626,964 2,037,641 23,340
09-326	OFFICE OF PUBLIC HEALTH Vital Records and Statistics Personal Health Services Environmental Health Services	14,402,630 3,195,204 245,678,299 24,473,851	616,767 576,635 16,531,087 988,503	15,019,397 3,771,839 262,209,386 25,462,354	17,707,342 3,776,057 267,648,391 27,863,129	2,687,945 4,218 5,439,005 2,400,775
09-330	OFFICE OF MENTAL HEALTH Administration and Support Community Based Programs	273,347,354 5,204,050 6,489,577	18,096,225 204,793 1,251,223	291,443,579 5,408,843 7,740,800	299,287,577 8,169,027 12,792,331	7,843,998 2,760,184 5,051,531
09-331	CENTRAL LA. STATE HOSPITAL Administration and Support Patient Care	11,693,627 6,598,503 35,266,769	1,456,016 1,050,380 865,261	13,149,643 7,648,883 36,132,030	20,961,358 7,765,963 40,619,868	7,811,715 117,080 4,487,838
09-332	EASTERN LOUISIANA MENTAL HEALTH SYSTEM Administration and Support Patient Care - Forensic Division Auxiliary Program	41,865,272 12,421,130 76,264,938 46,785	1,915,641 1,883,953 2,127,988 (36,168)	43,780,913 14,305,083 78,392,926 10,617	48,385,831 14,306,714 87,143,473 75,000	4,604,918 1,631 8,750,547 64,383
		88,732,853	3,975,773	92,708,626	101,525,187	8,816,561

STATE OF LOUISIANA  
ORIGINAL AND REVISED BUDGET  
ORGANIZATION AND PROGRAM  
FISCAL YEAR 2003-04

SCHEDULE NUMBER	BUDGET UNIT NAME	TOTAL EXPENDITURES	TOTAL ACCOUNTS PAYABLE	TOTAL EXPENDITURES & ACCTS PAYABLE	TOTAL CURRENT YEAR BUDGET	VARIANCE
09-333	SOUTHEAST LOUISIANA HOSPITAL					
	Administration and Support	9,876,413	1,811,233	11,687,646	12,964,464	1,276,818
	Auxiliary Program	2,716	2,734	5,450	10,000	4,550
	Patient Care	65,552,918	2,684,123	68,237,041	74,845,060	6,608,019
		75,432,047	4,498,090	79,930,137	87,819,524	7,889,387
09-340	CITIZENS WITH DEVELOPMENT DISABILITIES					
	Administration	1,546,502	79,411	1,625,913	1,627,666	1,753
	Community Based Programs	30,266,197	2,405,668	32,671,865	34,605,667	1,933,802
		31,812,699	2,485,079	34,297,778	36,233,333	1,935,555
09-342	METROPOLITAN DEVELOPMENT CENTER					
	Administration and Support	5,799,190	848,074	6,647,264	6,703,940	56,676
	Patient Care	22,245,168	321,739	22,566,907	24,888,416	2,321,509
	Auxiliary Program	63,801	1,337	65,138	210,000	144,862
		28,108,159	1,171,150	29,279,309	31,802,356	2,523,047
09-344	HAMMOND DEVELOPMENT CENTER					
	Administration and Support	6,456,962	1,006,505	7,463,467	7,464,423	956
	Auxiliary	109,408	45,391	154,799	155,000	201
	Patient Care	26,419,455	195,218	26,614,673	30,892,077	4,277,404
		32,985,825	1,247,114	34,232,939	38,511,500	4,278,561
09-346	NORTHWEST DEVELOPMENT CENTER					
	Administration and Support	2,812,881	440,685	3,253,566	3,464,198	210,632
	Patient Care	10,938,375	138,665	11,077,040	12,463,751	1,386,711
	Auxiliary Program	13,442	-	13,442	20,000	6,558
		13,764,698	579,350	14,344,048	15,947,949	1,603,901
09-347	PINECREST DEVELOPMENT CENTER					
	Administration and Support	17,368,989	2,092,227	19,461,216	21,562,657	2,101,441
	Patient Care	58,281,799	1,201,770	59,483,569	72,115,719	12,632,150
	Auxiliary Program	317,859	25,381	343,240	359,000	15,760
		75,968,647	3,319,378	79,288,025	94,037,376	14,749,351
09-348	RUSTON DEVELOPMENT CENTER					
	Administration and Support	1,850,379	257,791	2,108,170	2,142,090	33,920
	Patient Care	5,955,437	163,923	6,119,360	6,715,965	596,605
	Auxiliary Program	36,996	(4,100)	32,896	75,000	42,104
		7,842,812	417,614	8,260,426	8,933,055	672,629
09-349	SOUTHWEST DEVELOPMENT CENTER					
	Administration and Support	2,160,950	268,412	2,429,362	2,715,449	286,087
	Patient Care	6,873,453	168,421	7,041,874	8,854,643	1,812,769
	Auxiliary Program	230,336	8,588	238,924	300,000	61,076
		9,264,739	445,421	9,710,160	11,870,092	2,159,932
09-351	OFFICE FOR ADDICTIVE DISORDERS					
	Administration	1,744,559	498,784	2,243,343	2,246,189	2,846
	Prevention and Treatment Services	48,748,199	3,191,996	51,940,195	67,023,767	15,083,572
	Auxiliary Programs	52,719	1,241	53,960	144,500	90,540
		50,545,477	3,692,021	54,237,498	69,414,456	15,176,958
09-000	DEPARTMENT OF HEALTH AND HOSPITALS	5,278,653,902	459,193,794	5,737,847,696	6,143,107,919	405,260,223
10-355	DEPARTMENT OF SOCIAL SERVICES OFFICE OF FAMILY SUPPORT					
	Executive and Administrative Support	23,896,328	4,607,147	28,503,475	57,686,956	29,183,481
	Client Services	111,969,443	36,304,901	148,274,344	207,523,920	59,249,576
	Client Payments	844,150,542	11,868,989	856,019,531	448,243,666	(407,775,865)
		980,016,313	52,781,037	1,032,797,350	713,454,542	(319,342,808)
10-357	OFFICE OF THE SECRETARY Executive and Administrative Support	43,895,253	3,726,574	47,621,827	60,986,631	13,364,804
10-370	OFFICE OF COMMUNITY SERVICES					
	Administration	12,091,343	3,307,374	15,398,717	17,016,612	1,617,895
	Child Welfare Services	174,086,370	1,839,284	175,925,654	212,812,418	36,886,764
	Community Based Services	1,726,274	464,693	2,190,967	4,123,930	1,932,963
		187,903,987	5,611,351	193,515,338	233,952,960	40,437,622
10-374	REHABILITATION SERVICES					
	Administration	5,072,287	686,951	5,759,238	6,292,210	532,972
	Vocational Rehabilitation Services	39,465,949	348,454	39,814,403	57,655,733	17,841,330
	Specialized Rehabilitation Services	3,606,278	593,473	4,199,751	7,226,401	3,026,650
		48,144,514	1,628,878	49,773,392	71,174,344	21,400,952
10-000	DEPARTMENT OF SOCIAL SERVICES	1,259,960,067	63,747,840	1,323,707,907	1,079,568,477	(244,139,430)
11-431	DEPARTMENT OF NATURAL RESOURCES OFFICE OF THE SECRETARY					
	Executive	4,158,180	133,246	4,291,426	9,590,327	5,298,901
	Management and Finance	7,802,580	133,105	7,935,685	12,626,327	4,690,642
	Technology Assessment	1,671,064	120,458	1,791,522	7,319,176	5,527,654
	Atchafalaya Basin Program	598,707	57,727	656,434	812,068	155,634
	Auxiliary Program	3,357,058	386,097	3,743,155	14,036,852	10,293,697
		17,587,589	830,633	18,418,222	44,384,750	25,966,528
11-432	OFFICE OF CONSERVATION Oil and Gas Regulatory Public Safety					
	Oil and Gas Regulatory	6,383,539	383,944	6,767,483	10,502,426	3,734,943
	Public Safety	3,304,924	368,357	3,673,281	5,004,699	1,331,418
		9,688,463	752,301	10,440,764	15,507,125	5,066,361



STATE OF LOUISIANA  
ORIGINAL AND REVISED BUDGET  
ORGANIZATION AND PROGRAM  
FISCAL YEAR 2003-04

SCHEDULE NUMBER	BUDGET UNIT NAME	TOTAL EXPENDITURES	TOTAL ACCOUNTS PAYABLE	TOTAL EXPENDITURES & ACCTS PAYABLE	TOTAL CURRENT YEAR BUDGET	VARIANCE
11-434	OFFICE OF MINERAL RESOURCES Mineral Resources Management	5,575,028	121,130	5,696,158	9,469,521	3,773,363
11-435	COASTAL RESTORATION AND MANAGEMENT	37,617,727	3,402,232	41,019,959	118,561,903	77,541,944
11-000	DEPARTMENT OF NATURAL RESOURCES	70,468,807	5,106,296	75,575,103	187,923,299	112,348,196
12-440	DEPARTMENT OF REVENUE AND TAXATION OFFICE OF REVENUE Tax Collection Alcohol and Tobacco Control Office of Charitable Gaming	57,568,508 4,328,412 958,165 62,855,085	4,699,755 344,170 53,714 5,097,639	62,268,263 4,672,582 1,011,879 67,952,724	72,637,812 5,606,103 1,108,803 79,352,718	10,369,549 933,521 96,924 11,399,994
12-441	LOUISIANA TAX COMMISSION Property Taxation Regulatory/Oversight SUPR & Asst to Local Assessors	2,048,886 38,264 2,087,150	94,688 6,931 101,619	2,143,574 45,195 2,188,769	2,554,188 50,000 2,604,188	410,614 4,805 415,419
12-000	DEPARTMENT OF REVENUE AND TAXATION	64,942,235	5,199,258	70,141,493	81,956,906	11,815,413
13-850	DEPARTMENT OF ENVIRONMENTAL QUALITY OFFICE OF THE SECRETARY Administrative	5,860,075	147,473	6,007,548	6,734,220	726,672
13-851	OFFICE OF ENVIRONMENTAL COMPLIANCE Environmental Compliance	8,082,023	585,693	8,667,716	19,991,483	11,323,767
13-852	OFFICE OF ENVIRONMENTAL SERVICES Environmental Services	11,600,234	439,647	12,039,881	13,839,762	1,799,881
13-853	OFFICE OF ENVIRONMENTAL ASSESSMENT Environmental Services	20,643,588	1,351,435	21,995,023	30,102,575	8,107,552
13-855	MANAGEMENT AND FINANCE Support Services	44,549,345	3,023,901	47,573,246	68,089,062	20,515,816
13-000	DEPARTMENT OF ENVIRONMENTAL QUALITY	90,735,265	5,548,149	96,283,414	138,757,102	42,473,688
14-474	DEPARTMENT OF EMPLOYMENT AND TRAINING OFFICE OF WORKFORCE DEVELOPMENT Administration Unemployment Benefits Program Job Training and Placement Program Community Based Services Worker Protection Program Management and Finance Program Occupational Information System Program	550,601 12,000,926 107,297,055 12,795,082 1,019,764 9,686,435 8,008,922 151,358,785	946,220 608,839 17,355,261 181,018 74,609 520,434 159,298 19,845,679	1,496,821 12,609,765 124,652,316 12,976,100 1,094,373 10,206,869 8,168,220 171,204,464	3,612,065 20,403,492 132,443,565 14,090,708 1,150,754 12,917,270 9,878,338 194,496,192	2,115,244 7,793,727 7,791,249 1,114,608 56,381 2,710,401 1,710,118 23,291,728
14-475	OFFICE OF WORKERS COMPENSATION Injured Worker's Benefit Protection Program Injured Worker Reemployment Program	9,948,990 33,000,333 42,949,323	470,675 (154,485) 316,190	10,419,665 32,845,848 43,265,513	12,144,110 36,000,000 48,144,110	1,724,445 3,154,152 4,878,597
14-000	DEPARTMENT OF EMPLOYMENT AND TRAINING	194,308,108	20,161,869	214,469,977	242,640,302	28,170,325
16-511	DEPARTMENT OF WILDLIFE AND FISHERIES OFFICE OF MANAGEMENT AND FINANCE Management and Finance Auxiliary	14,511,981 294,012 14,805,993	385,044 5,106 390,150	14,897,025 299,118 15,196,143	17,008,459 315,708 17,324,167	2,111,434 16,590 2,128,024
16-512	OFFICE OF THE SECRETARY Administrative Enforcement Marketing	487,664 15,376,545 828,317 16,692,526	105,671 579,709 224,999 910,379	593,335 15,956,254 1,053,316 17,602,905	598,754 21,057,106 3,335,467 24,991,327	5,419 5,100,852 2,282,151 7,388,422
16-513	OFFICE OF WILDLIFE Wildlife	19,271,989	1,519,148	20,791,137	32,040,228	11,249,091
16-514	OFFICE OF FISHERIES Fisheries	13,514,205	1,780,845	15,295,050	23,384,740	8,089,690
16-000	DEPARTMENT OF WILDLIFE AND FISHERIES	64,284,713	4,600,522	68,885,235	97,740,462	28,855,227
17-560	DEPARTMENT OF CIVIL SERVICE OFFICE OF STATE CIVIL SERVICE Administration Human Resources Management	2,898,087 2,929,972 5,828,059	186,375 66,643 253,018	3,084,462 2,996,615 6,081,077	3,767,591 3,759,125 7,526,716	683,129 762,510 1,445,639
17-561	MUNICIPAL FIRE AND POLICE CIVIL SERVICE Administration	1,005,904	43,252	1,049,156	1,170,881	121,725

STATE OF LOUISIANA  
ORIGINAL AND REVISED BUDGET  
ORGANIZATION AND PROGRAM  
FISCAL YEAR 2003-04

SCHEDULE NUMBER	BUDGET UNIT NAME	TOTAL EXPENDITURES	TOTAL ACCOUNTS PAYABLE	TOTAL EXPENDITURES & ACCTS PAYABLE	TOTAL CURRENT YEAR BUDGET	VARIANCE
17-562	ETHICS ADMINISTRATION Administration	1,311,277	111,191	1,422,468	1,520,625	98,157
17-563	STATE POLICE COMMISSION Administration	373,089	83,428	456,517	513,654	57,137
17-564	DIVISION OF ADMINISTRATIVE LAW Administration	2,042,269	93,536	2,135,805	2,331,274	195,469
17-000	DEPARTMENT OF CIVIL SERVICE	10,560,598	584,425	11,145,023	13,063,150	1,918,127
18-585	RETIREMENT SYSTEMS ST. CONTR. LA STATE EMPLOYEES RETIREMENT State Aid	-	-	-	-	-
18-586	ST. CONTRIBUTION TEACHERS RETIREMENT State Aid	1,066,108	-	1,066,108	1,066,108	-
18-000	RETIREMENT SYSTEMS	1,066,108	-	1,066,108	1,066,108	-
19-651	HIGHER EDUCATION LA SCHOOL FOR VISUALLY IMPAIRED Administration/Support Services Instructional Services Residential Services	1,015,188 2,717,428 1,239,748	107,447 35,296 20,919	1,122,635 2,752,724 1,260,667	1,341,467 3,046,314 1,466,336	218,832 293,590 205,669
19-653	LA SCHOOL FOR THE DEAF Administration/Support Services Instructional Services Residential Services Auxiliary Program	3,449,802 6,904,793 3,200,070 1,991	339,870 723,409 70,428 212	3,789,672 7,628,202 3,270,498 2,203	4,072,313 8,682,458 3,619,263 15,000	282,641 1,054,256 348,765 12,797
19-655	LA SPECIAL EDUCATION CENTER Administration/Support Services Instructional Services Residential Services	1,846,684 2,640,878 3,182,489	97,356 81,589 134,689	1,944,040 2,722,467 3,317,178	2,042,486 2,912,342 3,917,074	98,446 189,875 599,896
19-657	LA MATH, SCIENCE, AND ARTS Administration/Support Services Instructional Services Residential Services Virtual High School	1,034,471 2,935,042 1,071,712 1,279,787	119,764 380,767 61,248 51,041	1,154,235 3,315,809 1,132,960 1,330,828	1,161,755 3,629,798 1,289,483 1,451,270	7,520 313,989 156,523 120,442
19-661	STUDENT FINANCIAL ASSISTANCE Administration/Support Services Loan Operations Scholarships/Grants TOPS Tuition	5,253,898 16,709,402 3,067,746 109,650,222	5,908,334 (1,803,220) 44,719 1,918,526	11,162,232 14,906,182 3,112,465 111,568,748	6,248,827 33,415,415 3,893,722 111,921,409	(4,913,405) 18,509,233 781,257 352,661
19-662	LA EDUCATIONAL TELEVISION AUTHORITY Administration/Support Services Broadcasting	669,235 6,914,211	410 1,261,054	669,645 8,175,265	722,237 9,015,752	52,592 840,487
	LA EDUCATIONAL TELEVISION AUTH.-FOUNDATION	3,934,656	61,085	3,995,741		(3,995,741)
19-663	COUNCIL FOR THE DEVELOPMENT OF FRENCH Administration and Education	255,754	13,742	269,496	322,502	53,006
19-666	BOARD OF ELEMENTARY AND SECONDARY ED Administration LA Quality Education Support Fund	453,533 14,462,641	(158,874) 5,352,483	294,659 19,815,124	4,132,933 30,940,163	3,838,274 11,125,039
19-672	LA SYSTEMIC INITIATIVE PROGRAM Instruction Support Servicing	742,929 2,202,897	305,017 116,640	1,047,946 2,319,537	1,532,957 3,376,239	485,011 1,056,702
19-673	NEW ORLEANS CENTER FOR CREATIVE ARTS Administration/Support Services Instructional Services	736,221 2,978,686	98,613 80,997	834,834 3,059,683	874,881 3,547,272	40,047 487,589
19-674	LA UNIVERSITY MARINE CONSORTIUM La University Marine Consortium Auxiliary Programs	3,714,907 5,365,734 1,152,613	179,610 110,353 339,000	3,894,517 5,476,087 1,491,613	4,422,153 8,090,989 1,650,000	527,636 2,614,902 158,387
19-678	STATE ACTIVITIES Executive Office Management and Finance Office of Student and School Perf. Office of Quality Education Office of School and Community Partnerships	6,518,347 2,079,566 15,444,423 28,619,613 5,202,870 9,011,445	449,353 353,085 926,645 6,755,533 1,319,353 656,495	6,967,700 2,432,651 16,371,068 35,375,146 6,522,223 9,667,940	9,740,989 2,939,433 21,166,086 51,966,697 9,545,977 14,493,632	2,773,289 506,782 4,795,018 16,591,551 3,023,754 4,825,692

STATE OF LOUISIANA  
ORIGINAL AND REVISED BUDGET  
ORGANIZATION AND PROGRAM  
FISCAL YEAR 2003-04

SCHEDULE NUMBER	BUDGET UNIT NAME	TOTAL EXPENDITURES	TOTAL ACCOUNTS PAYABLE	TOTAL EXPENDITURES & ACCTS PAYABLE	TOTAL CURRENT YEAR BUDGET	VARIANCE
	La Center for Educational Technology	2,225,205	423,803	2,649,008	4,743,228	2,094,220
	Regional Service Centers	4,417,066	(3,649)	4,413,417	6,322,126	1,908,709
	Auxiliary Programs	78,651	84,957	163,608	233,982	70,374
		67,078,839	10,516,222	77,595,061	111,411,161	33,816,100
19-681	SUBGRANTEE ASSISTANCE					
	Disadvantage/Disabled Student Support	322,318,924	85,596,330	407,915,254	428,559,709	20,644,455
	Quality Educators	71,585,895	21,051,080	92,636,975	96,813,874	4,176,899
	Classroom Technology	9,913,956	3,080,848	12,994,804	17,223,303	4,228,499
	School Accountability & Improvement	53,547,309	28,663,372	82,210,681	115,198,082	32,987,401
	Adult Education	14,911,597	3,174,324	18,085,921	25,430,508	7,344,587
	School and Community Support	286,703,070	26,576,962	313,280,032	319,314,827	6,034,795
		758,980,751	168,142,916	927,123,667	1,002,540,303	75,416,636
19-695	MINIMUM FOUNDATION PROGRAM	2,552,503,252	-	2,552,503,252	2,552,641,331	138,079
19-697	NON-PUBLIC EDUCATIONAL ASSISTANCE					
	Required Services	11,914,572	351,218	12,265,790	12,730,643	464,853
	School Lunch Salary Supplements	6,045,431	-	6,045,431	6,045,432	1
	Transportation	7,463,013	-	7,463,013	7,463,321	308
	Textbooks Administration	154,725	38,868	193,593	209,210	15,617
	Textbooks	2,612,493	656,414	3,268,907	3,512,600	243,693
		28,190,234	1,046,500	29,236,734	29,961,206	724,472
19-699	SPECIAL SCHOOL DISTRICT					
	Administration	1,413,696	(172,049)	1,241,647	1,543,815	302,168
	Instruction	12,205,011	418,995	12,624,006	4,535,730	(8,088,276)
	Special School Dist #2 Instruction	3,213,605	529,789	3,743,394	16,145,634	12,402,240
		16,832,312	776,735	17,609,047	22,225,179	4,616,132
	COLLEGES	1,102,245,597	-	1,102,245,597		(1,102,245,597)
19-000	HIGHER EDUCATION	4,732,901,446	196,355,287	4,929,256,733	3,977,111,837	(952,144,896)
20-901	OTHER APPROPRIATIONS					
	SALES TAX DEDICATIONS					
	Other Requirements	18,792,767	7,841,229	26,633,996	30,246,114	3,612,118
20-903	PARISH TRANSPORTATION PROGRAMS					
	Parish Transportation Program	24,685,047	6,466,174	31,151,221	31,237,500	86,279
	Parish Transportation - Mass Transit	3,921,315	1,026,499	4,947,814	4,962,500	14,686
	Parish Transportation - Local Match RR and Bridges	2,993,116	-	2,993,116	3,000,000	6,884
		31,599,478	7,492,673	39,092,151	39,200,000	107,849
20-904	GENERAL ASSISTANCE TOBACCO TAX					
	Other Requirements	-	-	-	-	-
20-905	INTERIM EMERGENCY BOARD	20,614	7,466	28,080	35,451	7,371
20-909	LOUISIANA HEALTH INSURANCE ASSOCIATION					
	State Aid	2,014,358	-	2,014,358	2,014,358	-
20-922	GENERAL OBLIGATION DEBT SERVICE					
	Bond Defeasance	-	-	-	-	-
20-923	CORRECTIONS- DEBT SERVICE					
	Debt Service	5,970,582	-	5,970,582	6,035,800	65,218
20-924	VIDEO DRAW POKER - LOCAL GOV. AID					
	State Aid	32,349,289	5,696,428	38,045,717	40,600,000	2,554,283
20-928	SHERIFF'S SUPPLEMENTAL PAY					
	Deputy Sheriff's Supplemental Pay	28,521,379	22,486	28,543,865	28,762,776	218,911
20-929	PATIENT'S COMPENSATION					
	Other Requirements	75,800,584	1,240,657	77,041,241	80,000,000	2,958,759
20-930	DOA HIGHER EDUCATION AND AGRICULTURE DEBT	-	-	-	5,818,371	5,818,371
20-932	2% FIRE INSURANCE					
	State Payments	11,569,913	-	11,569,913	11,570,000	87
20-933	GOVERNOR'S CONFERENCE & INTERSTATE COMP	290,739	98,637	389,376	405,413	16,037
20-940	EMERGENCY MEDICAL SERVICES	-	76,208	76,208	150,000	73,792
20-945	SCHEDULE 20 -STATE AID					
	Other Requirements	8,847,978	1,688,394	10,536,372	10,883,125	346,753
	PUBLIC SAFETY DEBT SERVICE	897,000	-	897,000		(897,000)
20-966	SUPPLEMENTAL PAYMENTS					
	Municipal Police Officers Supplemental Pay	22,142,338	45,079	22,187,417	23,240,088	1,052,671
	Firefighters' Supplemental Pay	17,698,730	8,340	17,707,070	18,007,488	300,418
	Supplemental Payments	677,825	-	677,825	720,000	42,175

STATE OF LOUISIANA  
ORIGINAL AND REVISED BUDGET  
ORGANIZATION AND PROGRAM  
FISCAL YEAR 2003-04

SCHEDULE NUMBER	BUDGET UNIT NAME	TOTAL EXPENDITURES	TOTAL ACCOUNTS PAYABLE	TOTAL EXPENDITURES & ACCTS PAYABLE	TOTAL CURRENT YEAR BUDGET	VARIANCE
	Deputy Sheriffs' Supplemental	-	-	-	-	-
		40,518,893	53,419	40,572,312	41,967,576	1,395,264
20-977	DOA - DEBT SERVICE AND MAINTENANCE	35,446,179	1,094,945	36,541,124	37,466,885	925,761
20-065	STATE REVENUE SHARING	90,000,000	-	90,000,000	90,000,000	-
20-980	DOA-UNEMPLOYMENT INSURANCES PAYMENT	126,000	-	126,000	500,000	374,000
20-800	STATE EMPLOYEES' GROUP BENEFITS PROGRAM	863,038,508	27,081,024	890,119,532		(890,119,532)
20-804	OFFICE OF RISK MANAGEMENT					
	Administrative	8,061,592	347,439	8,409,031		(8,409,031)
	Other Claims Related	91,452,286	3,747,487	95,199,773		(95,199,773)
	Contract Litigation	15,593,966	(185,359)	15,408,607		(15,408,607)
	Division of Risk Litigation	9,554,493	1,306,174	10,860,667		(10,860,667)
		124,662,337	5,215,741	129,878,078	-	(129,878,078)
20-000	OTHER APPROPRIATIONS	1,370,466,598	57,609,307	1,428,075,905	425,655,869	(1,002,420,036)
	TOTAL GENERAL FUND	15,115,555,743	966,620,627	16,082,176,370	15,040,998,090	(1,041,178,280)
	SPECIAL REVENUE FUNDS:					
	ENVIRONMENTAL TRUST	622,000	-	622,000		
	EQUINE HEALTH STUDIES PROGRAM	750,000	-	750,000		
	FEED COMMISSION	372,000	2,000	374,000		
	FERTILIZER FUND	196,000	5,000	201,000		
	FIRE INSURANCE	1,812,000	-	1,812,000		
	HIGHER EDUCATION INITIATIVES	420,000	-	420,000		
	LOUISIANA FUND	4,691,000	-	4,691,000		
	LOUISIANA QUALITY EDUCATION SUPPORT	28,631,000	-	28,631,000		
	MARSH ISLAND OPERATING	(23,000)	23,000	-		
	OFFICE OF WORKER'S COMPENSATION ADMIN	3,000	-	3,000		
	PARISH AND MUNICIPALITIES EXCELLENCE	720,000	-	720,000		
	PARISH AND MUNICIPALITIES	5,155,000	-	5,155,000		
	PARISH ROYALTY FUND	42,029,000	-	42,029,000		
	PESTICIDE FUND	763,000	-	763,000		
	PROPRIETARY SCHOOL STUDENTS PROTECTION	64,000	-	64,000		
	RETIREMENT SYSTEMS INSURANCE	1,500,000	20,270,000	21,770,000		
	SAVINGS ENHANCEMENT	62,000	6,000	68,000		
	SEVERANCE TAX	39,253,000	-	39,253,000		
	SPORTS FACILITY ASSISTANCE	844,000	-	844,000		
	STATE HIGHWAY FUND #2	9,802,000	-	9,802,000		
	SUPPORT EDUCATION IN LOUISIANA FIRST	38,614,000	-	38,614,000		
	TOBACCO TAX HEALTH CARE	32,997,000	-	32,997,000		
	TOTAL SPECIAL REVENUE FUNDS	209,277,000	20,306,000	229,583,000		
	DEBT SERVICE FUNDS:					
	BOND SECURITY AND REDEMPTION	271,470,000	33,000	271,503,000		
	TIMED ACCOUNT	51,701,000	-	51,701,000		
	TOBACCO SETTLEMENT FINANCING CORP	92,074,000	18,000	92,092,000		
	TOTAL DEBT SERVICE FUNDS	415,245,000	51,000	415,296,000		
	PERMANENT FUNDS					
	EDUCATION EXCELLENCE FUND	52,513,000	-	52,513,000		
	HEALTH EXCELLENCE FUND	4,526,000	-	4,526,000		
	FULLER EDWARDS ARBORETUM TRUST	1,000	-	1,000		
	W.R. IRBY BEQUEST FUND	1,123,000	4,000	1,127,000		
	TOTAL PERMANENT FUNDS	58,163,000	4,000	58,167,000		
	CAPITAL OUTLAY FUND:					
	CAPITAL OUTLAY ESCROW FUND	1,126,958,000	-	1,126,958,000		
	TOTAL CAPITAL OUTLAY FUND	1,126,958,000	-	1,126,958,000		
	TOTAL GOVERNMENTAL FUND TYPES AND EXPENDABLE TRUST FUNDS	16,925,198,743	986,981,627	17,912,180,370	15,040,998,090	(1,041,178,280)
	INTERNAL SERVICE FUNDS:					
	ADMINISTRATIVE SERVICES	4,251,000	136,000	4,387,000		
	ADMINISTRATIVE SUPPORT	2,536,000	41,000	2,577,000		
	CENTRAL REGIONAL LAUNDRY	526,000	23,000	549,000		
	FLIGHT MAINTENANCE OPERATIONS	844,000	52,000	896,000		
	JACKSON REGIONAL LAUNDRY	775,000	8,000	783,000		
	OFFICE OF TELECOMMUNICATIONS	54,186,000	1,159,000	55,345,000		
	TOTAL INTERNAL SERVICE FUNDS	63,118,000	1,419,000	64,537,000		

STATE OF LOUISIANA  
ORIGINAL AND REVISED BUDGET  
ORGANIZATION AND PROGRAM  
FISCAL YEAR 2003-04

<u>SCHEDULE NUMBER</u>	<u>BUDGET UNIT NAME</u>	<u>TOTAL EXPENDITURES</u>	<u>TOTAL ACCOUNTS PAYABLE</u>	<u>TOTAL EXPENDITURES &amp; ACCTS PAYABLE</u>	<u>TOTAL CURRENT YEAR BUDGET</u>	<u>VARIANCE</u>
	PRIVATE-PURPOSE TRUST FUNDS					
	LOUISIANA EDUCATION TUITION AND SAVINGS FUND	1,362,721,000	272,000	1,362,993,000		
	TOTAL PRIVATE-PURPOSE TRUST FUNDS	1,362,721,000	272,000	1,362,993,000		
	PENSION AND INVESTMENT FUNDS:					
	LA. STATE POLICE RETIREMENT	24,137,000	481,000	24,618,000		
	LA. TEACHERS RETIREMENT	1,106,301,000	7,097,000	1,113,398,000		
	LA. SCHOOL EMPLOYEES RETIREMENT	114,237,000	951,000	115,188,000		
	LA. STATE EMPLOYEES RETIREMENT	607,413,000	7,924,000	615,337,000		
	LA. ASSET MANAGEMENT POOL	1,421,000	134,000	1,555,000		
	TOTAL PENSION AND INVESTMENT TRUST FUNDS	1,853,509,000	16,587,000	1,870,096,000	-	-
	ENTERPRISE FUNDS:					
	LA. CORRECTIONAL FACILITIES CORPORATION	1,088,000	-	1,088,000		
	LA. FEDERAL PROPERTY ASSISTANCE AGENCY	3,018,000	35,000	3,053,000		
	LA. LOTTERY CORPORATION	216,231,000	2,662,000	218,893,000		
	LA. OFFICE BUILDING CORPORATION	(681,000)	-	(681,000)		
	LA. OPPORTUNITY LOAN FUND	64,000	3,000	67,000		
	OFFICE FACILITIES CORPORATION	21,547,000	2,788,000	24,335,000		
	LA. PROPERTY ASSISTANCE AGENCY	3,385,000	331,000	3,716,000		
	PRISON ENTERPRISES	18,028,000	3,129,000	21,157,000		
	PUBLIC SAFETY SERVICES CAFETERIAS	1,604,000	65,000	1,669,000		
	UNEMPLOYMENT TRUST FUND	338,910,000	-	338,910,000		
	BOARDS AND COMMISSIONS	22,849,000	1,194,000	24,043,000		
	MUNICIPALITIES ENERGY EXPENSE LOAN FUND	-	-	-		
	DONALD J. THIBODEAUX TRAINING COMPLEX	10,700,000	678,000	11,378,000		
	TOTAL ENTERPRISE FUNDS	636,743,000	10,885,000	647,628,000		
	TOTAL PROPRIETARY AND SIMILAR TRUST FUNDS	3,916,091,000	29,163,000	3,945,254,000		
	GRAND TOTAL	20,841,289,743	1,016,144,627	21,857,434,370	15,040,998,090	(1,041,178,280)
	COMPONENT UNITS	4,327,735,000	444,096,000	4,771,831,000		

STATE OF LOUISIANA  
SCHEDULE OF BONDED INDEBTEDNESS  
JUNE 30, 2004

	DATE OF ISSUE	ORIGINAL AMOUNT OF ISSUE	BALANCE TO FINAL MATURITY AS OF JUNE 30, 2003		PAYMENTS		FINAL MATURITY DATE	BALANCE TO FINAL MATURITY AS OF JUNE 30, 2004		
			PRINCIPAL	INTEREST	JULY 1, 2003-	JUNE 30, 2004		PRINCIPAL	INTEREST	TOTAL
<b>GENERAL OBLIGATIONS BONDS PAID BY THE STATE</b>										
<b>TREASURER FROM BOND SECURITY REDEMPTION</b>										
<b>FUND REFLECTED IN LONG TERM DEBT ACCOUNT GROUP</b>										
General Obligation Bonds:										
Constitution Article VII S:6,7,9 of 1974										
SERIES 1991-A (f)	01-08-92	87,785,000	10,280,000	22,080	10,280,000	22,080	2004	0	0	0
SERIES 1991-B (f)	01-08-92	36,812,456	12,247,091	14,810,908	3,162,484	3,465,516	2004	9,084,607	11,345,392	20,429,999
SERIES 1993-A (b)(e)(f)	02-01-93	479,270,000	256,870,000	43,417,024	55,530,000	13,102,926	2011	201,340,000	30,314,098	231,654,098
SERIES 1993-B (b)(f)	02-01-93	125,000,000	82,595,000	28,501,615	5,465,000	4,635,669	2014	77,130,000	23,865,946	100,995,946
SERIES 1994-A (a)(b)(c)(d)(f)(g)(h)(l)(j)	04-01-94	199,995,000	3,050,000	353,799		176,900	2006	3,050,000	176,899	3,226,899
SERIES 1995-A (a)(b)(c)(f)(g)(l)(j)	02-15-95	200,000,000	10,540,000	2,360,962		590,240	2007	10,540,000	1,770,722	12,310,722
SERIES 1996-A (f)	05-17-96	426,525,000	28,975,000	1,394,359	19,765,000	1,118,050	2005	9,210,000	276,309	9,486,309
SERIES 1997-A (c)(e)(g)(h)(j)	03-15-97	225,625,000	172,880,000	82,063,819		9,532,738	2017	172,880,000	72,531,081	245,411,081
SERIES 1998-A (f)	05-07-98	338,090,000	308,385,000	85,655,278	45,225,000	15,982,595	2014	263,160,000	69,672,683	332,832,683
SERIES 1998-B (f)(j)	05-07-98	207,750,000	171,410,000	79,563,662	4,740,000	8,891,925	2018	166,670,000	70,671,737	237,341,737
SERIES 2000A	11-16-00	347,070,000	326,475,000	179,595,387	11,135,000	17,123,513	2021	315,340,000	162,471,874	477,811,874
SERIES 2001A (l)(j)	06-01-01	125,365,000	113,080,000	52,372,490		5,964,561	2015	113,080,000	46,407,929	159,487,929
SERIES 2002A	04-01-02	252,470,000	244,500,000	139,156,475	8,885,000	12,341,988	2022	235,615,000	126,814,487	362,429,487
SERIES 2003A (j)	05-22-03	290,790,000	269,690,000	165,905,385		13,446,670	2023	269,690,000	152,458,715	422,148,715
<b>Total General Obligation Bonds authorized under Article VII of 1974 Constitution</b>		<b>3,342,547,456</b>	<b>2,010,977,091</b>	<b>875,173,243</b>	<b>164,187,484</b>	<b>106,395,371</b>		<b>1,846,789,607</b>	<b>768,777,872</b>	<b>2,615,567,479</b>
a) Bond payments defeased at June 30, 1995. b) Bond payments defeased at June 30, 1996. c) Bond payments defeased at June 30, 1997. d) Bond payments affected by the 1998-A Refunding Bond. e) Bond payments defeased at June 30, 1998. f) Bond payments defeased at June 30, 1999. g) Bonds that were affected by the 2001-A Refunding Bond. h) Bonds that were partially defeased in 2001. i) Bond payments defeased at June 30, 2002. j) Bond payments defeased at June 30, 2003.										
<b>GENERAL OBLIGATION BONDS ISSUED ON BEHALF OF COLLEGES AND UNIVERSITIES</b>										
<b>WHICH ARE PAID BY STATE TREASURER FROM BOND SECURITY AND REDEMPTION</b>										
<b>FUND AND AER INCLUDED IN GENERAL OBLIGATION BONDS CATEGORY-ACTUAL</b>										
<b>REIMBURSEMENT CONTRACT PAYMENT REFLECTED IN THE COLLEGE AND</b>										
<b>UNIVERSITY FUND TYPE</b>										
<b>(Reimbursement Contracts)</b>										
LSU-BATON ROUGE 1984-A	04-01-84	750,000	73,053	6,939	73,053	6,939	2004	0	0	0
LSU-BATON ROUGE 1991-A & B	07-23-85	2,700,000	639,036	58,422	301,482	48,278	2005	337,554	10,144	347,698
<b>Total for LSU-Baton Rouge</b>		<b>3,450,000</b>	<b>712,089</b>	<b>65,361</b>	<b>374,535</b>	<b>55,217</b>		<b>337,554</b>	<b>10,144</b>	<b>347,698</b>
LOUISIANA TECH 1978-C	09-01-78	450,000	32,926	858	32,926	858	2004	0	0	0
<b>Total for Louisiana Tech</b>		<b>450,000</b>	<b>32,926</b>	<b>858</b>	<b>32,926</b>	<b>858</b>		<b>0</b>	<b>0</b>	<b>0</b>

STATE OF LOUISIANA  
SCHEDULE OF BONDED INDEBTEDNESS  
JUNE 30, 2004

	DATE OF ISSUE	ORIGINAL AMOUNT OF ISSUE	BALANCE TO FINAL MATURITY AS OF JUNE 30, 2003		PAYMENTS JULY 1, 2003- JUNE 30, 2004		FINAL MATURITY DATE	BALANCE TO FINAL MATURITY AS OF JUNE 30, 2004		
			PRINCIPAL	INTEREST	PRINCIPAL	INTEREST		PRINCIPAL	INTEREST	TOTAL
MCNEESE 1985-B	05-01-85	300,000	56,990	8,063	27,294	5,300	2005	29,696	2,763	32,459
Totals for McNeese		300,000	56,990	8,063	27,294	5,300		29,696	2,763	32,459
UNIVERSITY OF LA MONROE 1992-A	03-01-92	2,650,000	1,635,000	574,207	140,000	105,690	2012	1,495,000	468,517	1,963,517
Totals for University of La Monroe		2,650,000	1,635,000	574,207	140,000	105,690		1,495,000	468,517	1,963,517
NORTHWESTERN 1993-B	02-01-93	460,000	290,000	99,606	20,000	16,219	2013	270,000	83,387	353,387
Totals for Northwestern		460,000	290,000	99,606	20,000	16,219		270,000	83,387	353,387
SOUTHERN UNIVERSITY-1990	02-15-91	125,002	36,766		7,353		2007	29,413	0	29,413
Total for Southern University		125,002	36,766	0	7,353	0		29,413	0	29,413
TOTAL GENERAL OBLIGATION BONDS PAID BY STATE TREASURER FROM BOND SECURITY REDEMPTION FUND REFLECTED IN COLLEGES & UNIVERSITIES FUND TYPE		7,435,002	2,763,771	748,095	602,108	183,284		2,161,663	564,811	2,726,474
Reimbursement Contracts-Police Juries General Obligation Bond Series 1981-A: Red River Parish Police Jury		858,000	3,306	648	3,306	648	2006	0	0	0
Totals for 1981-A		858,000	3,306	648	3,306	648		0	0	0
Grand Total for the Police Juries		858,000	3,306	648	3,306	648		0	0	0
Miscellaneous Reimbursement Contracts:										
South Louisiana Port Commission	03-01-92	1,600,000	990,000	348,090	85,000	63,995	2012	905,000	284,095	1,189,095
Chennault Ind. Air Park	02-01-93	3,000,000	1,965,000	705,600	150,000	117,900	2013	1,815,000	587,700	2,402,700
Chennault Ind. Air Park	02-15-95	600,000	440,000	189,000	25,000	26,400	2015	415,000	162,600	577,600
Chennault Ind. Air Park 1997A	03-15-97	300,000	245,000	124,800	10,000	14,700	2017	235,000	110,100	345,100
West Calcasieu Airport Authority	02-15-95	50,000	36,512	15,517	2,182	2,154	2015	34,330	13,363	47,693
West Calcasieu Airport Authority 1997A	03-15-97	125,000	95,000	44,868	5,000	5,269	2017	90,000	39,599	129,599
Total for Miscellaneous Reimbursement Contracts		5,675,000	3,771,512	1,427,875	277,182	230,418		3,494,330	1,197,457	4,691,787
Total of all Reimbursement Contracts		13,968,002	6,538,589	2,176,618	882,596	414,350		5,655,993	1,762,268	7,418,261
Total General Obligation less Reimbursements		3,328,579,454	2,004,438,502	872,996,625	163,304,888	105,981,021		1,841,133,614	767,015,604	2,608,149,218
TOTAL GENERAL OBLIGATION BONDS PAID BY STATE TREASURER FROM BOND SECURITY AND REDEMPTION FUND REFLECTED IN LONG-TERM ACCOUNT GROUP		3,342,547,456	2,010,977,091	875,173,243	164,187,484	106,395,371		1,846,789,607	768,777,872	2,615,567,479

STATE OF LOUISIANA  
SCHEDULE OF BONDED INDEBTEDNESS  
JUNE 30, 2004

	DATE OF ISSUE	ORIGINAL AMOUNT OF ISSUE	BALANCE TO FINAL MATURITY AS OF JUNE 30, 2003		PAYMENTS		FINAL MATURITY DATE	BALANCE TO FINAL MATURITY AS OF JUNE 30, 2004		
			PRINCIPAL	INTEREST	JULY 1, 2003-	JUNE 30, 2004		PRINCIPAL	INTEREST	TOTAL
<b>TOTAL GENERAL OBLIGATION BONDS PAID BY STATE TREASURER FROM BOND SECURITY AND REDEMPTION FUND REFLECTED IN LONG-TERM ACCOUNT GROUP LESS REIMBURSEMENTS</b>										
		3,328,579,454	2,004,438,502	872,996,625	163,304,888	105,981,021		1,841,133,614	767,015,604	2,608,149,218
<b>NON GENERAL OBLIGATION BONDS PAID BY A TRUSTEE FROM OTHER FUND SOURCES REFLECTED IN LONG TERM DEBT ACCOUNT GROUP</b>										
Crescent City Connection Division:										
Bridge Revenue Bond Series 2002		19,900,000	19,900,000	4,172,322	1,810,000	668,969	2012	18,090,000	3,503,353	21,593,353
Total Crescent City Connection Division		19,900,000	19,900,000	4,172,322	1,810,000	668,969		18,090,000	3,503,353	21,593,353
<b>HEALTH EDUCATION AUTHORITY OF LOUISIANA SERIES 1998</b>										
	12-01-98	9,350,000	9,055,000	9,973,336	195,000	571,454	2031	8,860,000	9,401,882	18,261,882
Total Health Education Authority of Louisiana		9,350,000	9,055,000	9,973,336	195,000	571,454		8,860,000	9,401,882	18,261,882
<b>TOTAL NON-GENERAL OBLIGATION BONDS PAID BY A TRUSTEE FROM OTHER FUND SOURCES REFLECTED IN LONG TERM DEBT ACCOUNT GROUP</b>										
		29,250,000	28,955,000	14,145,658	2,005,000	1,240,423		26,950,000	12,905,235	39,855,235
<b>NON-GENERAL OBLIGATION BONDS PAID BY STATE TREASURER FROM OTHER FUND SOURCES REFLECTED IN LONG TERM DEBT ACCOUNT GROUP</b>										
Transportation Trust Fund Revenue Bond:										
SERIES 2002-A	8-13-02	275,000,000	271,435,000	240,450,121	4,790,000	13,007,349	2032	266,645,000	227,442,772	494,087,772
SERIES 1999-A	5-15-99	94,260,000	32,385,000	1,517,451	32,385,000	1,517,451	2005	0	0	0
<b>NON-GENERAL OBLIGATION BONDS PAID BY STATE TREASURER FROM OTHER FUND SOURCES REFLECTED IN LONG TERM DEBT ACCOUNT GROUP</b>										
		369,260,000	303,820,000	241,967,572	37,175,000	14,524,800		266,645,000	227,442,772	494,087,772
Louisiana Correctional Facilities Corporation:										
SERIES 2002		38,530,000	33,750,000	5,643,950	4,410,000	1,525,800	2009	29,340,000	4,118,150	33,458,150
Total Louisiana Correctional Facilities Corporation		38,530,000	33,750,000	5,643,950	4,410,000	1,525,800		29,340,000	4,118,150	33,458,150
*The 1985 Series was refunded. Includes an interest payment of \$4,810,965 for the 1985 Series.										
<b>TOTAL NON-GENERAL OBLIGATION BONDS PAID BY STATE TREASURER FROM OTHER FUND SOURCES REFLECTED IN LONG-TERM ACCOUNT GROUP</b>										
		38,530,000	33,750,000	5,643,950	4,410,000	1,525,800		29,340,000	4,118,150	33,458,150



STATE OF LOUISIANA  
SCHEDULE OF BONDED INDEBTEDNESS  
JUNE 30, 2004

	DATE OF ISSUE	ORIGINAL AMOUNT OF ISSUE	BALANCE TO FINAL MATURITY AS OF JUNE 30, 2003		PAYMENTS JULY 1, 2003- JUNE 30, 2004		FINAL MATUR- ITY DATE	BALANCE TO FINAL MATURITY AS OF JUNE 30, 2004		
			PRINCIPAL	INTEREST	PRINCIPAL	INTEREST		PRINCIPAL	INTEREST	TOTAL
<b>NON-GENERAL OBLIGATION BONDS PAID FROM OTHER FUND SOURCES REFLECTED IN PROPRIETARY FUND TYPE</b>										
Louisiana Office Facilities Corporation:										
Series 1999A	07-01-99	151,340,000	140,350,000	71,200,280	5,885,000	7,335,727	2019	134,465,000	63,864,553	198,329,553
Series 1999B	07-01-99	13,885,000	9,705,000	1,970,424	1,215,000	462,675	2010	8,490,000	1,507,749	9,997,749
Series 2001	02-01-01	97,000,000	97,000,000	53,507,384	3,600,000	4,766,931	2021	93,400,000	48,740,453	142,140,453
Series 2002 Bond Anticipation Notes*	03-15-02	5,000,000	5,000,000	212,500	5,000,000	212,500	2005	0	0	0
Capital Complex Lease Series 2003	11-12-03	115,000,000	115,000,000	70,412,388		2,636,736	2023	115,000,000	67,775,652	182,775,652
<b>Total Louisiana Office Facilities Corporation</b>		<b>382,225,000</b>	<b>367,055,000</b>	<b>197,302,976</b>	<b>15,700,000</b>	<b>15,414,569</b>		<b>351,355,000</b>	<b>181,888,407</b>	<b>533,243,407</b>
*Bond refunded.										
Tobacco Settlement Financing Corporation:										
Series 2002 turbo maturities		1,202,770,000	1,135,345,000	696,789,438	25,035,000	66,882,974	2039	1,110,310,000	629,906,464	1,740,216,464
<b>Total Tobacco Settlement Financing Corporation</b>		<b>1,202,770,000</b>	<b>1,135,345,000</b>	<b>696,789,438</b>	<b>25,035,000</b>	<b>66,882,974</b>		<b>1,110,310,000</b>	<b>629,906,464</b>	<b>1,740,216,464</b>
Louisiana Opportunity Loan Fund:										
SERIES 1992	02-04-92	20,000,000	685,000	30,000	685,000	30,000	2009	0	0	0
<b>Total Louisiana Opportunity Loan Fund</b>		<b>20,000,000</b>	<b>685,000</b>	<b>30,000</b>	<b>685,000</b>	<b>30,000</b>		<b>0</b>	<b>0</b>	<b>0</b>
<b>NON-GENERAL OBLIGATION BONDS PAID FROM OTHER FUND SOURCES REFLECTED IN PROPRIETARY FUND TYPE</b>										
		<b>1,604,995,000</b>	<b>1,503,085,000</b>	<b>894,122,414</b>	<b>41,420,000</b>	<b>82,327,543</b>		<b>1,461,665,000</b>	<b>811,794,871</b>	<b>2,273,459,871</b>
Louisiana Public Finance Authority- Public Safety										
1999-Public Safety Complex		55,000,000	47,972,083	23,144,032	2,033,333	2,374,758	2019	45,938,750	20,769,274	66,708,024
2001 Public Safety JESTC		37,800,000	35,525,001	19,554,098	1,296,667	1,746,800	2021	34,228,334	17,807,298	52,035,632
2002 Public Safety Fire Marshal's HQ		5,255,000	5,255,000	2,026,581	355,000	308,731	2014	4,900,000	1,717,850	6,617,850
<b>Total LA Public Finance Authority</b>		<b>98,055,000</b>	<b>88,752,084</b>	<b>44,724,711</b>	<b>3,685,000</b>	<b>4,430,289</b>		<b>85,067,084</b>	<b>40,294,422</b>	<b>125,361,506</b>
<b>TOTAL BEFORE DISCRETE ENTITIES</b>		<b>5,482,637,456</b>	<b>3,969,339,175</b>	<b>2,075,777,548</b>	<b>252,882,484</b>	<b>210,444,226</b>		<b>3,716,456,691</b>	<b>1,865,333,322</b>	<b>5,581,790,013</b>
<b>ENTITIES DISCRETELY REPORTED:</b>										
<b>COLLEGES AND UNIVERSITY FUND TYPE NOT PAID BY THE STATE TREASURER-REVENUE BONDS</b>										
DELGADO COMMUNITY COLLEGE										
SERIES 1970-A	01-15-70	521,000	141,000	4,230	141,000	4,230	2010	0	0	0
SERIES 1970-B	01-15-70	391,000	104,000	3,120	104,000	3,120	2010	0	0	0
<b>Total Delgado Community College</b>		<b>912,000</b>	<b>245,000</b>	<b>7,350</b>	<b>245,000</b>	<b>7,350</b>		<b>0</b>	<b>0</b>	<b>0</b>
GRAMBLING STATE UNIVERSITY										
SERIES B 1965	10-01-65	400,000	515,000	23,512	170,000	13,088	2005	345,000	10,424	355,424
SERIES B 1968	10-01-68	3,000,000	631,000	51,465	115,000	17,205	2008	516,000	34,260	550,260
<b>Total Grambling State University</b>		<b>3,400,000</b>	<b>1,146,000</b>	<b>74,977</b>	<b>285,000</b>	<b>30,293</b>		<b>861,000</b>	<b>44,684</b>	<b>905,684</b>

STATE OF LOUISIANA  
SCHEDULE OF BONDED INDEBTEDNESS  
JUNE 30, 2004

	DATE OF ISSUE	ORIGINAL AMOUNT OF ISSUE	BALANCE TO FINAL MATURITY AS OF JUNE 30, 2003		PAYMENTS JULY 1, 2003- JUNE 30, 2004		FINAL MATURITY DATE	BALANCE TO FINAL MATURITY AS OF JUNE 30, 2004		
			PRINCIPAL	INTEREST	PRINCIPAL	INTEREST		PRINCIPAL	INTEREST	TOTAL
<b>LOUISIANA COMMUNITY AND TECHNICAL COLLEGES:</b>										
BRCC SERIES 2002	12-31-02	55,000,000	55,000,000	61,710,800		2,823,237	2032	55,000,000	58,887,563	113,887,563
BOSSIER PARISH CC SERIES 2002	04-18-02	45,000,000	45,000,000	41,764,095		2,603,973	2027	45,000,000	39,160,122	84,160,122
SOUTH LA CC SERIES 2002	10-01-02	17,840,000	17,840,000	13,001,792		760,270	2029	17,840,000	12,241,522	30,081,522
BRCC SERIES 2003	12-23-03	10,000,000	10,000,000	4,494,157		232,710	2017	10,000,000	4,261,447	14,261,447
BOSSIER PARISH SERIES 2003	06-18-03	10,000,000	10,000,000	1,560,922		246,591	2011	10,000,000	1,314,331	11,314,331
<b>Total Louisiana Community and Technical Colleges</b>		<b>137,840,000</b>	<b>137,840,000</b>	<b>122,531,766</b>	<b>0</b>	<b>6,666,781</b>		<b>137,840,000</b>	<b>115,864,985</b>	<b>253,704,985</b>
<b>LOUISIANA STATE UNIVERSITY-B. R.</b>										
STUDENT HOUSING 1964-A	07-01-64	900,000	33,000	1,196	33,000	1,196	2004	0	0	0
STUDENT HOUSING 1964-B	07-01-64	3,790,000	166,000	6,019	166,000	6,019	2004	0	0	0
STUDENT HOUSING 1965-B	07-01-65	1,545,000	98,000	4,080	60,000	2,940	2005	38,000	1,140	39,140
STUDENT HOUSING 1966-B	07-01-66	2,175,000	270,000	16,500	85,000	8,100	2006	185,000	8,400	193,400
STUDENT HOUSING 1966-C	07-01-66	1,250,000	115,000	5,850	50,000	3,450	2006	65,000	2,400	67,400
STUDENT HOUSING 1968-B	07-01-68	1,275,000	160,000	10,050	50,000	4,800	2008	110,000	5,250	115,250
HOTEL DIEU REFUNDING	12-01-02	36,600,000	36,600,000	6,296,400	4,070,000	1,328,450	2011	32,530,000	4,967,950	37,497,950
ENERGY MGT. SYS. EQUIP. 1994	06-15-94	26,290,000	18,235,000	1,031,885	18,235,000	1,031,885	2014	0	0	0
STADIUM AND APARTMENTS 1996	09-06-96	33,485,000	30,420,000	23,865,165	695,000	1,662,105	2026	29,725,000	22,203,060	51,928,060
ATHLETICS FACILITIES SERIES 2002	12-01-97	6,500,000	5,275,000	2,152,030	275,000	255,590	2017	5,000,000	1,896,440	6,896,440
EUNICE-ACADIAN CENTER	06-01-98	1,435,000	11,435,000	11,137,470	130,000	572,537	2018	11,305,000	10,564,933	21,869,933
KIRBY SMITH HALL AND PARKING	06-28-00	1,650,000	1,369,583	607,018	65,000	68,479	2018	1,304,583	538,539	1,843,122
EUNICE STUDENT HOUSING 2002	01-17-02	27,000,000	26,350,000	26,124,000	250,000	1,581,000	2030	26,100,000	24,543,000	50,643,000
SERIES 2004	04-06-04	7,000,000	7,000,000	11,479,594		516,250	2034	7,000,000	10,963,344	17,963,344
FOUNDATIONS	various	16,035,000	16,035,000	5,720,474			2034	16,035,000	5,720,474	21,755,474
		66,500,000	66,500,000	2,477,939	2,130,000		various	64,370,000	2,477,939	66,847,939
<b>Total Louisiana State University-B.R.</b>		<b>243,430,000</b>	<b>220,061,583</b>	<b>90,935,670</b>	<b>26,294,000</b>	<b>7,042,801</b>		<b>193,767,583</b>	<b>83,892,869</b>	<b>277,660,452</b>
<b>Unamortized costs of \$1,533,000</b>										
<b>LOUISIANA TECH UNIVERSITY</b>										
ACADEMIC FACILITIES SERIES B	07-01-72	4,750,000	2,785,000	959,132	205,000	167,176	2012	2,580,000	791,956	3,371,956
REFUNDING SERIES 1995	03-01-95	5,020,000	1,015,000	101,920	490,000	67,008	2005	525,000	34,912	559,912
REFUNDING SERIES 1996	05-15-96	2,510,000	365,000	22,627	365,000	22,627	2004	0	0	0
REFUNDING SERIES 1999	06-01-99	7,780,000	7,115,000	1,110,516	350,000	297,644	2008	6,765,000	812,872	7,577,872
SERIES 2002	07-01-02	5,920,000	5,920,000	3,171,788		259,367	2022	5,920,000	2,912,421	8,832,421
SERIES 2003*	07-01-03	21,840,000	21,840,000	19,314,464		423,502	2034	21,840,000	18,890,962	40,730,962
FOUNDATIONS	08-15-00	3,791,183	2,952,376	672,624	338,872	161,127		2,613,504	511,497	3,125,001
<b>Total Louisiana Tech University</b>		<b>51,611,183</b>	<b>41,992,376</b>	<b>25,353,071</b>	<b>1,748,872</b>	<b>1,398,451</b>		<b>40,243,504</b>	<b>23,954,620</b>	<b>64,198,124</b>
<b>*Discount loss on bonds \$421,840</b>										
<b>MCNEESE STATE UNIVERSITY</b>										
STADIUM PROJECT 1996	10-15-96	900,000	540,000	127,584	60,000	40,800	2011	480,000	86,784	566,784
PARKING LOT SERIES 1997	02-12-97	1,500,000	1,060,000	325,625	90,000	63,437	2011	970,000	262,188	1,232,188
STUDENT FACILITIES PROGRAM 1997	04-01-97	2,784,000	1,304,000	66,355	1,304,000	66,355	2006	0	0	0
AUXILIARY REFUNDING 2001	05-30-01	2,110,000	1,655,000	282,025	210,000	76,725	2008	1,445,000	205,300	1,650,300
CFI STUDENT FACILITIES	05-31-01	21,120,000	21,120,000	20,981,764	325,000	1,065,973	2033	20,795,000	19,915,791	40,710,791
UNIVERSITY STADIUM PARKING	02-01-04	820,000	820,000	220,105			2015	820,000	220,105	1,040,105
<b>Total McNeese State University</b>		<b>29,234,000</b>	<b>26,499,000</b>	<b>22,003,458</b>	<b>1,989,000</b>	<b>1,313,290</b>		<b>24,510,000</b>	<b>20,690,168</b>	<b>45,200,168</b>

STATE OF LOUISIANA  
SCHEDULE OF BONDED INDEBTEDNESS  
JUNE 30, 2004

	DATE OF ISSUE	ORIGINAL AMOUNT OF ISSUE	BALANCE TO FINAL MATURITY AS OF JUNE 30, 2003		PAYMENTS JULY 1, 2003- JUNE 30, 2004		FINAL MATURITY DATE	BALANCE TO FINAL MATURITY AS OF JUNE 30, 2004		
			PRINCIPAL	INTEREST	PRINCIPAL	INTEREST		PRINCIPAL	INTEREST	TOTAL
<b>UNIVERSITY OF LOUISIANA LAFAYETTE</b>										
PUBLIC TRUST SERIES	10-01-02	19,065,000	19,065,000	17,899,121		900,493		19,065,000	16,998,628	36,063,628
FOUNDATIONS	11-01-99 02-01-02	9,500,000	9,350,000	3,679,700	555,000	600,000	2015	8,795,000	3,079,700	11,874,700
Total University of Louisiana Lafayette		28,565,000	28,415,000	21,578,821	555,000	1,500,493		27,860,000	20,078,328	47,938,328
<b>UNIVERSITY OF NEW ORLEANS</b>										
SERIES 1996A	08-01-96	4,485,000	2,780,000	2,201,273	65,000	151,663	2026	2,715,000	2,049,610	4,764,610
SERIES 1997A	01-15-97	5,965,000	5,365,000	4,298,678	125,000	295,478	2026	5,240,000	4,003,200	9,243,200
SERIES 1998	08-15-98	15,915,000	15,545,000	13,168,779	280,000	754,688	2031	15,265,000	12,414,091	27,679,091
SERIES 2004	06-17-04	9,440,000	9,440,000	2,029,214			2034	9,440,000	2,029,214	11,469,214
FOUNDATIONS	10-20-99	26,950,000	14,819,000	1,171,795	4,220,000		2017	10,599,000	1,171,795	11,770,795
Total University of New Orleans		62,755,000	47,949,000	22,869,739	4,690,000	1,201,829		43,259,000	21,667,910	64,926,910
<b>UNIVERSITY OF LOUISIANA AT MONROE</b>										
STUDENT HOUSING 1964	04-01-64	1,800,000	90,000	2,700	90,000	2,700	2004	0	0	0
STUDENT HOUSING 1965	04-01-65	3,000,000	285,000	11,044	285,000	11,044	2005	0	0	0
STUDENT HOUSING 1966	04-01-66	3,700,000	1,030,000	50,470	1,030,000	50,470	2006	0	0	0
SERIES 2004 A & B	06-30-04	35,210,000	35,210,000	28,284,192			2029	35,210,000	28,284,192	63,494,192
Total University of LA at Monroe		43,710,000	36,615,000	28,348,406	1,405,000	64,214		35,210,000	28,284,192	63,494,192
<b>NORTHWESTERN STATE UNIVERSITY</b>										
SERIES 1999	04-01-99	6,850,000	6,190,000	3,922,853	180,000	299,900	2024	6,010,000	3,622,953	9,632,953
Total Northwestern State University		6,850,000	6,190,000	3,922,853	180,000	299,900		6,010,000	3,622,953	9,632,953
<b>SOUTHEASTERN LOUISIANA UNIVERSITY</b>										
PARKING REVENUE 1996	04-26-96	1,180,000	435,000	57,849	135,000	28,275	2006	300,000	29,574	329,574
REVENUE REFUNDING BONDS	03-12-98	2,400,000	575,000	28,462	575,000	28,462	2004	0	0	0
STUDENT RECREATION CENTER	06-30-98	7,690,000	6,540,000	3,265,855	260,000	316,433	2020	6,280,000	2,949,422	9,229,422
UFI BONDS	06-27-00	15,945,000	15,285,000	8,975,864	340,000	473,601	2027	14,945,000	8,502,263	23,447,263
Total Southeastern Louisiana University		27,215,000	22,835,000	12,328,030	1,310,000	846,771		21,525,000	11,481,259	33,006,259
<b>SOUTHERN UNIVERSITY SYSTEM</b>										
STUDENT UNION BUILDING 1974	02-15-74	1,400,000	105,000	6,562	105,000	6,562	2004	0	0	0
TRACK RESURFACING BONDS 1993	11-01-93	650,000	406,000	157,291	35,000	29,992	2013	371,000	127,299	498,299
FOUNDATIONS	05-16-03	1,700,000	1,700,000	308,539	170,000	100,000	2007	1,530,000	208,539	1,738,539
Total Southern University System		3,750,000	2,211,000	472,392	310,000	136,554		1,901,000	335,838	2,236,838
<b>LSU HEALTH SCIENCES CENTER</b>										
DAYCARE CENTER	01-01-00	4,236,456	4,176,207	4,792,182	63,420	257,348	2031	4,112,787	4,534,834	8,647,621
FITNESS FACILITY	01-01-00	3,421,496	3,372,837	3,870,318	51,220	207,842	2031	3,321,617	3,662,476	6,984,093
NURSING DORM	01-01-00	5,702,048	5,620,956	6,450,028	85,360	346,376	2031	5,535,596	6,103,652	11,639,248
PARKING LOT ACQUISITION	01-01-00	2,150,000	2,120,000	2,435,423	30,000	130,668	2031	2,090,000	2,304,755	4,394,755
FOUNDATIONS	01-01-02	2,035,000	2,035,000				2033	2,035,000	0	2,035,000
Total LSU Health Sciences Center		17,545,000	17,325,000	17,547,951	230,000	942,234		17,095,000	16,605,717	33,700,717

STATE OF LOUISIANA  
SCHEDULE OF BONDED INDEBTEDNESS  
JUNE 30, 2004

	DATE OF ISSUE	ORIGINAL AMOUNT OF ISSUE	BALANCE TO FINAL MATURITY AS OF JUNE 30, 2003		PAYMENTS JULY 1, 2003- JUNE 30, 2004		FINAL MATURITY DATE	BALANCE TO FINAL MATURITY AS OF JUNE 30, 2004		
			PRINCIPAL	INTEREST	PRINCIPAL	INTEREST		PRINCIPAL	INTEREST	TOTAL
<b>TOTAL COLLEGES AND UNIVERSITY FUND TYPE NOT PAID BY THE STATE</b>										
<b>TREASURERS -REVENUE BONDS</b>		656,817,183	589,323,959	367,974,484	39,241,872	21,450,961		550,082,087	346,523,523	896,605,610
<b>Louisiana Stadium and Exposition District</b>										
REFUNDING ISSUE 1994A*	03-01-94	63,500,000	9,325,000	1,661,397	1,345,000	489,108	2009	7,980,000	1,172,289	9,152,289
TAX REVENUE BONDS SERIES 1995A*	04-01-95	14,150,000	2,545,000	523,344	310,000	130,480	2010	2,235,000	392,864	2,627,864
SERIES 1995B*	11-01-95	48,000,000	30,400,000	17,785,687	940,000	1,571,325	2022	29,460,000	16,214,362	45,674,362
SERIES 1996*	12-96	76,240,000	6,860,000	1,093,627	1,000,000	317,115	2009	5,860,000	776,512	6,636,512
SERIES 1998B	12-98	136,820,000	136,820,000	116,848,826		6,861,983	2027	136,820,000	109,986,843	246,806,843
SERIES 1998A	12-98	7,230,000	5,560,000	1,344,411	525,000	293,382	2010	5,035,000	1,051,029	6,086,029
SERIES 2004	06-04	6,235,000	6,235,000	2,885,517			2014	6,235,000	2,885,517	9,120,517
<b>Total Louisiana Stadium and Exposition District</b>		<b>352,175,000</b>	<b>197,745,000</b>	<b>142,142,809</b>	<b>4,120,000</b>	<b>9,663,393</b>		<b>193,625,000</b>	<b>132,479,416</b>	<b>326,104,416</b>
* \$137,065,000 was refunded										
<b>Greater New Orleans Expressway Commission:</b>										
SERIES 1992	12-22-92	66,690,000	51,290,000	3,053,995	51,290,000	3,053,995	2016	0	0	0
SERIES 1999	07-27-99	15,000,000	13,775,000	6,214,555	650,000	654,513	2016	13,125,000	5,560,042	18,685,042
SERIES 2003 REFUNDING*	04-15-03	54,605,000	54,605,000	49,280,918			2034	54,605,000	49,280,918	103,885,918
<b>Total Greater New Orleans Expressway Commission</b>		<b>136,295,000</b>	<b>119,670,000</b>	<b>58,549,468</b>	<b>51,940,000</b>	<b>3,708,508</b>		<b>67,730,000</b>	<b>54,840,960</b>	<b>122,570,960</b>
*Series 2003 refunded the 1992 series. *Series 2003 Premium on 2003 Refund bonds \$967,986										
<b>Levee Districts:</b>										
LAKE BORGNE LEVEE DISTRICT 1993	09-01-93	5,820,000	3,550,000	335,718	545,000	82,167	2009	3,005,000	253,551	3,258,551
AMITE RIVER BASIN 2003	12-03-03	3,600,000	3,600,000	422,954	390,000	15,734	2011	3,210,000	407,220	3,617,220
SOUTH LAFOURCHE LEVEE DISTRICT	09-01-94	1,500,000	545,000	17,038	545,000	17,038	2005	0	0	0
WEST JEFFERSON 1997	01-31-97	1,420,000	550,000	53,290	170,000	25,875	2006	380,000	27,415	407,415
<b>Total Levee Districts</b>		<b>12,340,000</b>	<b>8,245,000</b>	<b>829,000</b>	<b>1,650,000</b>	<b>140,814</b>		<b>6,595,000</b>	<b>688,186</b>	<b>7,283,186</b>
<b>La Agricultural Finance Authority:</b>										
BUILDINGS PROJECT SERIES 2002*	10-02-02	9,000,000	7,500,000	709,431	275,500	72,026	2013	7,224,500	637,405	7,861,905
LACASSINE SYRUP MILL 2004	03-01-04	45,000,000	45,000,000	6,859,609			2015	45,000,000	6,859,609	51,859,609
<b>Total La. Agricultural Finance Authority</b>		<b>54,000,000</b>	<b>52,500,000</b>	<b>7,569,040</b>	<b>275,500</b>	<b>72,026</b>		<b>52,224,500</b>	<b>7,497,014</b>	<b>59,721,514</b>
* \$4,020,500 was reissued for series 2002										
<b>Orleans Levee:</b>										
ORLEANS LEVEE DISTRICT-1973A	04-01-74	1,048,836	70,000	1,890	70,000	1,890	2003	0	0	0
ORLEANS LEVEE IMPROVEMENT 1986	08-27-86	64,920,000	43,945,000	17,921,251	2,385,000	2,543,773	2015	41,560,000	15,377,478	56,937,478
PUBLIC IMPROVEMENT	08-27-86	36,225,000	27,375,000	12,107,210	1,365,000	1,588,202	2015	26,010,000	10,519,008	36,529,008
ORLEANS LEVEE IMPROVEMENT-1997	10-26-96	6,775,000	5,090,000	1,186,415	335,000	289,590	2014	4,755,000	896,825	5,651,825
PUBLIC IMPROVEMENT 1997	11-01-96	2,795,000	2,150,000	561,138	130,000	122,690	2015	2,020,000	438,448	2,458,448
<b>Total Orleans Levee District</b>		<b>111,763,836</b>	<b>78,630,000</b>	<b>31,777,904</b>	<b>4,285,000</b>	<b>4,546,145</b>		<b>74,345,000</b>	<b>27,231,759</b>	<b>101,576,759</b>
In fiscal year 03-04, the levee had unamortized discounts and loss of \$274,854										
<b>Greater Baton Rouge Port Commission:</b>										

STATE OF LOUISIANA  
SCHEDULE OF BONDED INDEBTEDNESS  
JUNE 30, 2004

	DATE OF ISSUE	ORIGINAL AMOUNT OF ISSUE	BALANCE TO FINAL MATURITY AS OF JUNE 30, 2003		PAYMENTS		FINAL MATURITY DATE	BALANCE TO FINAL MATURITY AS OF JUNE 30, 2004		
			PRINCIPAL	INTEREST	JULY 1, 2003- PRINCIPAL	JUNE 30, 2004 INTEREST		PRINCIPAL	INTEREST	TOTAL
Series 1999A		5,700,000	5,185,000	2,804,362	190,000	292,330	2019	4,995,000	2,512,032	7,507,032
Series 1999B		3,300,000	3,000,000	1,558,672	110,000	162,454	2019	2,890,000	1,396,218	4,286,218
<b>Total Greater Baton Rouge Port Commission Bonds</b>		<b>9,000,000</b>	<b>8,185,000</b>	<b>4,363,034</b>	<b>300,000</b>	<b>454,784</b>		<b>7,885,000</b>	<b>3,908,250</b>	<b>11,793,250</b>
In fiscal year 03-04, the port had unamortized fees of \$134,954										
Louisiana Housing Finance Agency										
Series 2001	08-22-01	9,500,000	9,035,000	3,047,481	480,000	387,500	2017	8,555,000	2,659,981	11,214,981
Elderly Projects 2004	11-01-03	64,695,000	64,695,000	34,295,855	1,145,000	216,230	2033	63,550,000	34,079,625	97,629,625
<b>Total Louisiana Housing Finance Agency</b>		<b>74,195,000</b>	<b>73,730,000</b>	<b>37,343,336</b>	<b>1,625,000</b>	<b>603,730</b>		<b>72,105,000</b>	<b>36,739,606</b>	<b>108,844,606</b>
Sabine River Authority:										
Series 1999	03-01-99	10,000,000	8,430,000	404,986	580,000	391,000	2014	7,850,000	13,986	7,863,986
Taxable Series 2002		2,825,000	2,825,000	623,000	2,825,000	333,302		0	289,698	289,698
Refunding Series 2002		5,765,000	5,765,000	1,449,000	5,630,000			135,000	1,449,000	1,584,000
<b>Total Sabine River Authority</b>		<b>18,590,000</b>	<b>17,020,000</b>	<b>2,476,986</b>	<b>9,035,000</b>	<b>724,302</b>		<b>7,985,000</b>	<b>1,752,684</b>	<b>9,737,684</b>
<b>TOTAL ENTITIES DISCRETELY REPORTED</b>		<b>1,425,176,019</b>	<b>1,145,048,959</b>	<b>653,026,061</b>	<b>112,472,372</b>	<b>41,364,663</b>		<b>1,032,576,587</b>	<b>611,661,398</b>	<b>1,644,237,985</b>
<b>GRAND TOTAL ALL TYPES</b>		<b>6,907,813,475</b>	<b>5,114,388,134</b>	<b>2,728,803,609</b>	<b>365,354,856</b>	<b>251,808,889</b>		<b>4,749,033,278</b>	<b>2,476,994,720</b>	<b>7,226,027,998</b>
Issues through LA Public Facilities Authority:										
1996-Equipment Leasing		21,880,000	6,670,000	504,769	2,120,000	275,630	2005	4,550,000	229,139	4,779,139
<b>Total issues through LPFA</b>		<b>21,880,000</b>	<b>6,670,000</b>	<b>504,769</b>	<b>2,120,000</b>	<b>275,630</b>		<b>4,550,000</b>	<b>229,139</b>	<b>4,779,139</b>

**STATE OF LOUISIANA  
DEBT SERVICE REQUIREMENTS TO MATURITY  
GENERAL OBLIGATION BONDS  
TO BE PAID FROM BOND SECURITY AND REDEMPTION FUND  
TOTAL PRINCIPAL AND INTEREST  
FISCAL YEAR ENDING JUNE 30, 2004**

(EXPRESSED IN THOUSANDS)

FISCAL YEAR	GENERAL OBLIGATION BONDS	LESS: REIMBURSEMENTS FROM COLLEGES AND UNIVERSITIES	LESS: REIMBURSEMENTS FROM MISCELLANEOUS	TOTAL DEBT SERVICE REQUIREMENTS LESS REIMBURSEMENT CONTRACTS
2004-05	\$ 265,776	\$ 669	\$ 506	264,601
2005-06	218,129	283	508	217,338
2006-07	204,231	292	509	203,430
2007-08	190,693	289	514	189,890
2008-09	190,315	279	502	189,534
2009-10	189,953	285	510	189,158
2010-11	189,601	280	510	188,811
2011-12	170,986	279	509	170,198
2012-13	150,394	33	362	149,999
2013-14	150,044	38	93	149,913
2014-15	123,714		93	123,621
2015-16	105,812		39	105,773
2016-17	105,799		37	105,762
2017-18	86,849			86,849
2018-19	69,851			69,851
2019-20	69,881			69,881
2020-21	70,003			70,003
2021-22	41,717			41,717
2022-23	21,820			21,820
	<u>\$ 2,615,568</u>	<u>\$ 2,727</u>	<u>\$ 4,692</u>	<u>\$ 2,608,149</u>

(1)

(2)

(1) General Obligation Bonds paid by the State Treasurer from the Bond Security and Redemption Fund subsequently reimbursed by Colleges and Universities to the State Treasurer. The debt is reflected in the College and University Fund Statements.

(2) General Obligation Bonds paid by the State Treasurer from the Bond Security and Redemption Fund subsequently reimbursed by the Parish Police Juries, Port of New Iberia, South Louisiana Port Commission, Military Affairs, Chenault Industrial Air Park, and West Calcasieu Airport Authority to the State Treasurer.

STATE OF LOUISIANA  
DEBT SERVICE REQUIREMENTS TO MATURITY  
NON-GENERAL OBLIGATION BONDS WHICH ARE SELF-SUPPORTING  
OR PAID FROM SPECIAL TAXES  
TOTAL PRINCIPAL AND INTEREST  
FISCAL YEAR ENDING JUNE 30, 2004

(EXPRESSED IN THOUSANDS)

FISCAL YEAR	LOUISIANA OFFICE FACILITIES	HEALTH EDUCATION AUTHORITY	LOUISIANA CORRECTIONAL FACILITIES	GASOLINE AND FUELS TAX REVENUE BONDS	LPFA PUBLIC SAFETY	CRESCENT CITY CONNECTION DIVISION	TOBACCO SETTLEMENT FINANCING CORPORATION	TOTAL GOVERNMENTAL ACTIVITIES	LOUISIANA OFFICE FACILITIES	TOTAL BUSINESS-TYPE ACTIVITIES
2004 - 2005	\$ 23,250	\$ 770	\$ 5,936	\$ 11,417	\$ 8,121	\$ 2,414	\$ 93,436	\$ 145,344	\$ 5,273	\$ 5,273
2005 - 2006	23,260	803	5,937	17,880	8,114	2,410	94,671	153,075	5,273	5,273
2006 - 2007	23,255	788	5,932	17,877	8,120	2,407	95,908	154,287	9,568	9,568
2007 - 2008	23,255	836	5,937	17,879	8,318	2,400	112,506	171,131	9,570	9,570
2008 - 2009	23,253	840	9,716	17,878	8,116	2,389	112,213	174,405	9,569	9,569
2009 - 2010	23,249	666		17,881	8,117	2,382	115,526	167,821	9,570	9,570
2010 - 2011	21,586	645		17,880	8,115	2,446	117,182	167,854	9,570	9,570
2011 - 2012	21,593	622		17,878	8,119	2,372	118,853	169,437	9,565	9,565
2012 - 2013	21,590	648		17,880	8,115	2,376	120,575	171,184	9,566	9,566
2013 - 2014	21,579	645		17,877	8,114		122,176	170,391	9,570	9,570
2014 - 2015	21,583	645		17,879	7,457		123,746	171,310	9,570	9,570
2015 - 2016	21,582	643		17,878	7,454		125,549	173,106	9,569	9,569
2016 - 2017	21,576	643		17,877	7,455		127,364	174,915	9,569	9,569
2017 - 2018	21,575	647		17,878	7,456		126,960	174,516	9,570	9,570
2018 - 2019	21,583	645		17,876	7,455		128,730	176,289	9,567	9,567
2019 - 2020	8,346	647		17,880	3,416		4,822	35,111	9,567	9,567
2020 - 2021	8,353	647		17,878	3,045			29,923	9,566	9,566
2021 - 2022		647		17,833	254			18,734	9,567	9,567
2022 - 2023		642		17,878				18,520	9,570	9,570
2023 - 2024		645		17,878				18,523	9,567	9,567
2024 - 2025		645		17,878				18,523		
2025 - 2026		643		17,878				18,521		
2026 - 2027		644		17,875				18,519		
2027 - 2028		645		17,880				18,525		
2028 - 2029		647		17,880				18,527		
2029 - 2030		648		17,879				18,527		
2030 - 2031		676		17,877				18,553		
2031 - 2032				17,877				17,877		
	<u>\$ 350,468</u>	<u>\$ 18,262</u>	<u>\$ 33,458</u>	<u>\$ 494,086</u>	<u>\$ 125,361</u>	<u>\$ 21,596</u>	<u>\$ 1,740,217</u>	<u>\$ 2,783,448</u>	<u>\$ 182,776</u>	<u>\$ 182,776</u>

STATE OF LOUISIANA  
DEBT SERVICE REQUIREMENTS TO MATURITY  
NON-GENERAL OBLIGATION BONDS WHICH ARE SELF-SUPPORTING  
OR PAID FROM SPECIAL TAXES - DISCRETE PRESENTATION  
TOTAL PRINCIPAL AND INTEREST  
FISCAL YEAR ENDING JUNE 30, 2004

(EXPRESSED IN THOUSANDS)


FISCAL YEAR	LOUISIANA SUPERDOME	LEVEE DISTRICTS	ORLEANS LEVEE DISTRICT	COLLEGES AND UNIVERSITIES	GREATER BATON ROUGE PORT COMMISSION	GREATER NEW ORLEANS EXPRESSWAY COMMISSION	SABINE RIVER AUTHORITY	LOUISIANA AGRICULTURAL FINANCE AUTHORITY	LOUISIANA HOUSING FINANCE AGENCY	TOTAL DISCRETE ENTITIES
2004 - 2005	\$ 14,365	\$ 1,315	\$ 8,523	\$ 37,954	\$ 753	\$ 3,216	\$ 926	\$ 1,766	\$ 5,758	\$ 74,576
2005 - 2006	14,366	1,335	8,307	45,579	885	5,706	933	1,940	5,698	84,749
2006 - 2007	14,354	1,155	8,640	43,009	743	4,721	943	5,820	4,481	83,866
2007 - 2008	14,340	1,183	8,341	41,478	744	4,741	952	5,844	5,612	83,235
2008 - 2009	14,323	1,195	8,719	46,202	734	4,753	960	5,875	5,517	88,278
2009 - 2010	15,049	556	9,146	47,294	734	4,740	977	5,894	5,489	89,879
2010 - 2011	15,042	546	9,160	44,737	731	4,749	992	5,935	5,527	87,419
2011 - 2012	15,037		9,141	40,359	733	4,752	1,000	5,963	5,511	82,496
2012 - 2013	15,033		8,695	39,983	733	4,734	1,017	5,089	5,499	80,783
2013 - 2014	15,022		9,215	33,558	737	4,737	1,038	5,145	5,497	74,949
2014 - 2015	13,783		9,784	32,510	733	4,740		5,198	7,027	73,775
2015 - 2016	13,783		3,630	30,478	733	4,736		5,253	5,559	64,172
2016 - 2017	13,782			30,453	736	4,735			5,585	55,291
2017 - 2018	13,783			29,554	732	4,739			4,733	53,541
2018 - 2019	13,781			28,697	737	3,407			4,766	51,388
2019 - 2020	13,782			28,868	730	3,407			4,797	51,584
2020 - 2021	13,783			28,458		3,407			4,704	50,352
2021 - 2022	13,785			28,628		3,407			3,462	49,282
2022 - 2023	13,784			28,303		3,404			2,573	48,064
2023 - 2024	13,779			28,443		3,406			2,007	47,635
2024 - 2025	13,781			27,946		3,407			1,703	46,837
2025 - 2026	13,780			28,151		3,407			1,441	46,779
2026 - 2027	13,786			27,381		3,407			1,288	45,862
2027 - 2028				24,952		3,406			1,167	29,525
2028 - 2029				16,470		3,405			980	20,855
2029 - 2030				15,240		3,408			977	19,625
2030 - 2031				15,286		3,370			927	19,583
2031 - 2032				11,274		3,373			405	15,052
2032 - 2033				10,380		3,374			155	13,909
2033 - 2034				4,496		3,374				7,870
2034 - 2035				4,322		3,371				7,693
	<u>\$ 326,103</u>	<u>\$ 7,285</u>	<u>\$ 101,301</u>	<u>\$ 900,443</u>	<u>\$ 11,928</u>	<u>\$ 123,539</u>	<u>\$ 9,738</u>	<u>\$ 59,722</u>	<u>\$ 108,845</u>	<u>\$ 1,648,904</u>



STATE OF LOUISIANA  
NOTES PAYABLE REQUIREMENTS TO MATURITY  
ALL ENTITIES  
FISCAL YEAR ENDING JUNE 30, 2004

(EXPRESSED IN THOUSANDS)

	LOUISIANA STATE UNIVERSITY SYSTEM	LOUISIANA STATE UNIVERSITY FOUNDATIONS	UNIVERSITY OF LOUISIANA SYSTEM	UNIVERSITY OF LOUISIANA FOUNDATIONS	SOUTHERN UNIVERSITY	LOUISIANA AGRICULTURAL FINANCE AUTHORITY	LOUISIANA STADIUM AND EXPOSITION	LOUISIANA PUBLIC FACILITIES CORPORATION	LOUISIANA STATE BOARD OF PRIVATE SECURITY EXAMINERS	GRAND TOTAL
2004-05	\$ 3,722	\$ 4,947	\$ 805	\$ 156	\$ 176	\$ 11,713	\$ 0	8	38	21,565
2005-06	3,670	8,267	771	166	391	10,178	1,000	657	37	25,137
2006-07	3,401	2,878	379	1,137			1,000		37	8,832
2007-08	3,257	3,009	369	51			1,000		38	7,724
2008-09	2,616	3,148	210	51			1,000		38	7,063
2010-14	3,168	42,702	888	169			3,500		91	50,518
2015-19	268	3,218	889							4,375
2020-24		3,225	800							4,025
2025-29		1,170								1,170
2030-34										
<b>TOTAL</b>	<b>\$ 20,102</b>	<b>\$ 72,564</b>	<b>\$ 5,111</b>	<b>\$ 1,730</b>	<b>\$ 567</b>	<b>\$ 21,891</b>	<b>\$ 7,500</b>	<b>665</b>	<b>279</b>	<b>130,409</b>



STATE OF LOUISIANA  
INTERNAL SERVICE FUNDS  
COMBINING SCHEDULE OF REVENUES, EXPENSES AND CHANGES IN RETAINED EARNINGS  
BUDGET AND ACTUAL (NON-GAAP BASIS)  
FOR THE YEAR ENDED JUNE 30, 2004

(EXPRESSED IN THOUSANDS)


	ADMINISTRATIVE SERVICES			ADMINISTRATIVE SUPPORT		
	BUDGET	ACTUAL	VARIANCE FAVORABLE (UNFAVORABLE)	BUDGET	ACTUAL	VARIANCE FAVORABLE (UNFAVORABLE)
OPERATING REVENUES:						
INTERGOVERNMENTAL REVENUES	\$	\$	\$ 0	\$	\$	\$ 0
SALES OF COMMODITIES AND SERVICES	5,816	5,615	(201)	2,933	3,030	97
TOTAL OPERATING REVENUES	5,816	5,615	(201)	2,933	3,030	97
OPERATING EXPENSES:						
PERSONAL SERVICES	1,910	1,884	26	383	322	61
TRAVEL	14	14	0	2		2
OPERATING SERVICES	907	482	425	480	384	96
SUPPLIES	2,182	1,411	771	1,969	1,730	239
PROFESSIONAL SERVICES			0			0
CAPITAL OUTLAY	56	56	0	12	1	11
INTERAGENCY TRANSFERS	747	567	180	87	86	1
OTHER			0			0
TOTAL OPERATING EXPENSES	5,816	4,414	1,402	2,933	2,523	410
EXCESS (DEFICIENCY) OF APPROPRIATED REVENUES OVER APPROPRIATED EXPENSES (Budget Basis)	0	1,201	1,201	0	507	507
RECONCILING ITEMS:						
CASH CARRYOVER		(1,255)			(402)	
USE OF MONEY AND PROPERTY		12			5	
DEPRECIATION		(219)			(9)	
PAYROLL ACCRUAL						
COMPENSATED ABSENCES ADJUSTMENT		25			(1)	
CAPITAL OUTLAY		53			2	
DISPOSAL OF FIXED ASSETS		(17)				
CHANGE IN INVENTORY		38			(48)	
INTEREST EXPENSE		(5)				
BAD DEBTS EXPENSE						
PREPAID EXPENSES						
PRINCIPAL PAYMENT		139			6	
ACCOUNTS RECEIVABLE ADJUSTMENT		(38)			49	
ACCOUNTS PAYABLE/ESTIMATED LIABILITIES ADJUSTMENT		(17)			(3)	
OTHER		10				
EXCESS (DEFICIENCY) OF APPROPRIATED REVENUES OVER APPROPRIATED EXPENSES (GAAP Basis)	\$	(73)		\$	106	

CENTRAL REGIONAL LAUNDRY			FLIGHT MAINTENANCE OPERATIONS			JACKSON REGIONAL LAUNDRY		
BUDGET	ACTUAL	VARIANCE FAVORABLE (UNFAVORABLE)	BUDGET	ACTUAL	VARIANCE FAVORABLE (UNFAVORABLE)	BUDGET	ACTUAL	VARIANCE FAVORABLE (UNFAVORABLE)
\$ 896	\$ 851	\$ 0 (45)	\$ 1,731	\$ 1,421	\$ 0 (310)	\$ 962	\$ 784	\$ 0 (178)
896	851	(45)	1,731	1,421	(310)	962	784	(178)
456	364	92	272	142	130	763	579	184
156	86	0 70	1	14	1	1	49	1
204	40	164	1,364	720	644	78	97	(14)
10		10			0			(19)
50	13	37	49	1	48	55		0
20	15	5	25	23	2	30	20	55
		0			0			10
896	518	378	1,731	900	831	962	745	217
0	333	333	0	521	521	0	39	39
	(345)			(455)			(24)	
	3			5			1	
	(42)			(4)			(50)	
	4			12			7	
	1			(2)				
	6			(28)			5	
				(2)				
\$ (40)			\$ 47			\$ (22)		

STATE OF LOUISIANA  
INTERNAL SERVICE FUNDS  
COMBINING SCHEDULE OF REVENUES, EXPENSES AND CHANGES IN RETAINED EARNINGS  
BUDGET AND ACTUAL (NON-GAAP BASIS)  
FOR THE YEAR ENDED JUNE 30, 2004

(EXPRESSED IN THOUSANDS)

	OFFICE OF TELECOMMUNICATIONS MANAGEMENT			TOTAL BUDGETED INTERNAL SERVICE FUNDS		
	BUDGET	ACTUAL	VARIANCE FAVORABLE (UNFAVORABLE)	BUDGET	ACTUAL	VARIANCE FAVORABLE (UNFAVORABLE)
OPERATING REVENUES:						
INTERGOVERNMENTAL REVENUES	\$	\$	\$ 0	\$ 0	\$ 0	\$ 0
SALES OF COMMODITIES AND SERVICES	62,831	61,200	(1,631)	75,169	72,901	(2,268)
TOTAL OPERATING REVENUES	62,831	61,200	(1,631)	75,169	72,901	(2,268)
OPERATING EXPENSES:						
PERSONAL SERVICES	6,633	6,168	465	10,417	9,459	958
TRAVEL	35	38	(3)	53	52	1
OPERATING SERVICES	490	237	253	2,088	1,252	836
SUPPLIES	61	63	(2)	5,858	4,061	1,797
PROFESSIONAL SERVICES	51		51	61	0	61
CAPITAL OUTLAY	127	102	25	349	173	176
INTERAGENCY TRANSFERS	2,464	1,458	1,006	3,373	2,169	1,204
OTHER	52,970	46,968	6,002	52,970	46,968	6,002
TOTAL OPERATING EXPENSES	62,831	55,034	7,797	75,169	64,134	11,035
EXCESS (DEFICIENCY) OF APPROPRIATED REVENUES OVER APPROPRIATED EXPENSES (Budget Basis)	0	6,166	6,166	0	8,767	8,767
RECONCILING ITEMS:						
CASH CARRYOVER		(4,347)			(6,828)	
USE OF MONEY AND PROPERTY		22			48	
DEPRECIATION		(1,231)			(1,555)	
PAYROLL ACCRUAL					0	
COMPENSATED ABSENCES ADJUSTMENT		(56)			(9)	
CAPITAL OUTLAY		170			225	
DISPOSAL OF FIXED ASSETS		(1)			(18)	
CHANGE IN INVENTORY					(11)	
INTEREST EXPENSE		(44)			(49)	
BAD DEBTS EXPENSE		(4)			(4)	
PREPAID EXPENSES					0	
PRINCIPAL PAYMENT		936			1,081	
ACCOUNTS RECEIVABLE ADJUSTMENT		176			159	
ACCOUNTS PAYABLE/ESTIMATED LIABILITIES ADJUSTMENT		(190)			(201)	
OTHER		63			73	
EXCESS (DEFICIENCY) OF APPROPRIATED REVENUES OVER APPROPRIATED EXPENSES (GAAP Basis)	\$	1,660		\$	1,678	



STATE OF LOUISIANA  
ENTERPRISE FUNDS  
COMBINING SCHEDULE OF REVENUES AND EXPENSES  
BUDGET AND ACTUAL (NON-GAAP BASIS)  
FOR THE YEAR ENDED JUNE 30, 2004

(EXPRESSED IN THOUSANDS)

	LOUISIANA FEDERAL PROPERTY ASSISTANCE AGENCY			LOUISIANA PROPERTY ASSISTANCE AGENCY		
	BUDGET	ACTUAL	VARIANCE FAVORABLE (UNFAVORABLE)	BUDGET	ACTUAL	VARIANCE FAVORABLE (UNFAVORABLE)
OPERATING REVENUES:						
INTERGOVERNMENTAL REVENUES	\$	\$	\$ 0	\$ 859	\$ 766	\$ (93)
SALES OF COMMODITIES AND SERVICES	3,092	3,783	691	3,079	4,737	1,658
OTHER			0			0
<b>TOTAL OPERATING REVENUES</b>	<b>3,092</b>	<b>3,783</b>	<b>691</b>	<b>3,938</b>	<b>5,503</b>	<b>1,565</b>
OPERATING EXPENSES:						
PERSONAL SERVICES	528	505	23	1,666	1,537	129
TRAVEL	24	22	2	32	16	16
OPERATING SERVICES	193	208	(15)	538	502	36
SUPPLIES	2,287	2,276	11	135	103	32
PROFESSIONAL SERVICES			0	101	99	2
CAPITAL OUTLAY	7	1	6	372	179	193
INTERAGENCY TRANSFERS	53	53	0	705	681	24
OTHER			0	389	315	74
<b>TOTAL OPERATING EXPENSES</b>	<b>3,092</b>	<b>3,065</b>	<b>27</b>	<b>3,938</b>	<b>3,432</b>	<b>506</b>
<b>OPERATING INCOME (LOSS)</b>	<b>0</b>	<b>718</b>	<b>718</b>	<b>0</b>	<b>2,071</b>	<b>2,071</b>
NONOPERATING REVENUES (EXPENSES):						
USE OF MONEY AND PROPERTY			0			0
GAIN (LOSS) ON DISPOSAL OF FIXED ASSETS			0			0
FEDERAL GRANTS			0			0
INTEREST EXPENSE			0			0
OTHER			0			0
<b>TOTAL NONOPERATING REVENUES (EXPENSES)</b>	<b>0</b>	<b>0</b>	<b>0</b>	<b>0</b>	<b>0</b>	<b>0</b>
<b>INCOME (LOSS) BEFORE CONTRIBUTIONS AND TRANSFERS</b>	<b>0</b>	<b>718</b>	<b>718</b>	<b>0</b>	<b>2,071</b>	<b>2,071</b>
CAPITAL CONTRIBUTIONS			0			0
OPERATING TRANSFERS IN			0			0
OPERATING TRANSFERS OUT			0			0
<b>NET CONTRIBUTIONS AND OPERATING TRANSFERS</b>	<b>0</b>	<b>0</b>	<b>0</b>	<b>0</b>	<b>0</b>	<b>0</b>
<b>BUDGETED INCOME (LOSS)</b>	<b>\$ 0</b>	<b>\$ 718</b>	<b>\$ 718</b>	<b>\$ 0</b>	<b>\$ 2,071</b>	<b>\$ 2,071</b>
RECONCILING ITEMS:						
CASH CARRYOVER		(806)			(1,636)	
DEPRECIATION		(27)			(330)	
PAYROLL ACCRUAL		(6)			(18)	
COMPENSATED ABSENCES ADJUSTMENT					(9)	
CAPITAL OUTLAY		1			74	
CHANGE IN INVENTORY		45				
BAD DEBTS EXPENSE						
PREPAID EXPENSES						
PRINCIPAL PAYMENT						
LOAN PRINCIPAL REPAYMENTS INCLUDED IN REVENUE						
LOAN DISBURSEMENTS INCLUDED IN EXPENSES						
ACCOUNTS RECEIVABLE ADJUSTMENT		104			(15)	
ACCOUNTS PAYABLE/ESTIMATED LIABILITIES ADJUSTMENT					36	
OTHER		(1)			(27)	
<b>CHANGE IN NET ASSETS</b>		<b>\$ 28</b>			<b>\$ 146</b>	

MUNICIPAL FACILITIES REVOLVING LOAN FUND			PRISON ENTERPRISES			PUBLIC SAFETY SERVICES CAFETERIAS		
BUDGET	ACTUAL	VARIANCE FAVORABLE (UNFAVORABLE)	BUDGET	ACTUAL	VARIANCE FAVORABLE (UNFAVORABLE)	BUDGET	ACTUAL	VARIANCE FAVORABLE (UNFAVORABLE)
\$	\$	\$	\$	\$	\$	\$	\$	\$
		0			0	949	1,054	105
		0	28,073	21,909	(6,164)	1,013	1,178	165
<u>45,000</u>	<u>68,294</u>	<u>23,294</u>		<u>440</u>	<u>440</u>			<u>0</u>
<u>45,000</u>	<u>68,294</u>	<u>23,294</u>	<u>28,073</u>	<u>22,349</u>	<u>(5,724)</u>	<u>1,962</u>	<u>2,232</u>	<u>270</u>
		0	3,804	4,008	(204)	649	632	17
		0	67	31	36	1		1
		0	1,849	1,030	819	94	74	20
		0	18,563	13,870	4,693	1,104	955	149
		0	403	191	212			0
		0	1,558	999	559	114	15	99
		0	318		318			0
<u>45,000</u>	<u>38,554</u>	<u>6,446</u>	<u>1,511</u>	<u>187</u>	<u>1,324</u>			<u>0</u>
<u>45,000</u>	<u>38,554</u>	<u>6,446</u>	<u>28,073</u>	<u>20,316</u>	<u>7,757</u>	<u>1,962</u>	<u>1,676</u>	<u>286</u>
<u>0</u>	<u>29,740</u>	<u>29,740</u>	<u>0</u>	<u>2,033</u>	<u>2,033</u>	<u>0</u>	<u>556</u>	<u>556</u>
	(14)	(14)			0			0
		0		(352)	(352)			0
		0			0			0
		0		(1)	(1)		9	9
		0		(969)	(969)		(6)	(6)
<u>0</u>	<u>(14)</u>	<u>(14)</u>	<u>0</u>	<u>(1,322)</u>	<u>(1,322)</u>	<u>0</u>	<u>3</u>	<u>3</u>
<u>0</u>	<u>29,726</u>	<u>29,726</u>	<u>0</u>	<u>711</u>	<u>711</u>	<u>0</u>	<u>559</u>	<u>559</u>
	20,811	20,811			0			0
		0			0			0
	(883)	(883)			0			0
<u>0</u>	<u>19,928</u>	<u>19,928</u>	<u>0</u>	<u>0</u>	<u>0</u>	<u>0</u>	<u>0</u>	<u>0</u>
\$ <u>0</u>	\$ <u>49,654</u>	\$ <u>49,654</u>	\$ <u>0</u>	\$ <u>711</u>	\$ <u>711</u>	\$ <u>0</u>	\$ <u>559</u>	\$ <u>559</u>
				5			(1,138)	
				(795)			(13)	
				(1,202)			(4)	
				(20)			(1)	
				940			15	
				376			10	
				(11)				
				(1)				
				(40)				
	(61,021)							
	38,554			863				
				(1,660)				
	(19,914)			4				
\$ <u>7,273</u>			\$ <u>(830)</u>			\$ <u>(572)</u>		



ENTERPRISE FUNDS  
 COMBINING SCHEDULE OF REVENUES AND EXPENSES  
 BUDGET AND ACTUAL (NON-GAAP BASIS)  
 FOR THE YEAR ENDED JUNE 30, 2004

(EXPRESSED IN THOUSANDS)

	DONALD J. THIBODEAUX TRAINING COMPLEX			TOTAL BUDGETED ENTERPRISE FUNDS		
	BUDGET	ACTUAL	VARIANCE FAVORABLE (UNFAVORABLE)	BUDGET	ACTUAL	VARIANCE FAVORABLE (UNFAVORABLE)
<b>OPERATING REVENUES:</b>						
INTERGOVERNMENTAL REVENUES	\$ 9,347	\$ 7,511	\$ (1,836)	\$ 11,155	\$ 9,331	\$ (1,824)
SALES OF COMMODITIES AND SERVICES	4,122	4,345	223	39,379	35,952	(3,427)
OTHER			0	45,000	68,734	23,734
<b>TOTAL OPERATING REVENUES</b>	<b>13,469</b>	<b>11,856</b>	<b>(1,613)</b>	<b>95,534</b>	<b>114,017</b>	<b>18,483</b>
<b>OPERATING EXPENSES:</b>						
PERSONAL SERVICES	2,016	2,031	(15)	8,663	8,713	(50)
TRAVEL	83	77	6	207	146	61
OPERATING SERVICES	886	825	61	3,560	2,639	921
SUPPLIES	479	387	92	22,568	17,591	4,977
PROFESSIONAL SERVICES	163	52	111	667	342	325
CAPITAL OUTLAY	558	388	170	2,609	1,582	1,027
INTERAGENCY TRANSFERS	279	359	(80)	1,355	1,093	262
OTHER	9,005	6,674	2,331	55,905	45,730	10,175
<b>TOTAL OPERATING EXPENSES</b>	<b>13,469</b>	<b>10,793</b>	<b>2,676</b>	<b>95,534</b>	<b>77,836</b>	<b>17,698</b>
<b>OPERATING INCOME (LOSS)</b>	<b>0</b>	<b>1,063</b>	<b>1,063</b>	<b>0</b>	<b>36,181</b>	<b>36,181</b>
<b>NONOPERATING REVENUES (EXPENSES):</b>						
USE OF MONEY AND PROPERTY			0	0	(14)	(14)
GAIN (LOSS) ON DISPOSAL OF FIXED ASSETS			0	0	(352)	(352)
FEDERAL GRANTS			0	0	0	0
INTEREST EXPENSE			0	0	8	8
OTHER			0	0	(975)	(975)
<b>TOTAL NONOPERATING REVENUES (EXPENSES)</b>	<b>0</b>	<b>0</b>	<b>0</b>	<b>0</b>	<b>(1,333)</b>	<b>(1,333)</b>
<b>INCOME (LOSS) BEFORE CONTRIBUTIONS AND TRANSFERS</b>	<b>0</b>	<b>1,063</b>	<b>1,063</b>	<b>0</b>	<b>34,848</b>	<b>34,848</b>
<b>CAPITAL CONTRIBUTIONS</b>						
OPERATING TRANSFERS IN			0	0	20,811	20,811
OPERATING TRANSFERS OUT			0	0	(883)	(883)
<b>NET CONTRIBUTIONS AND OPERATING TRANSFERS</b>	<b>0</b>	<b>0</b>	<b>0</b>	<b>0</b>	<b>19,928</b>	<b>19,928</b>
<b>BUDGETED INCOME (LOSS)</b>	<b>\$ 0</b>	<b>\$ 1,063</b>	<b>\$ 1,063</b>	<b>\$ 0</b>	<b>\$ 54,776</b>	<b>\$ 54,776</b>
<b>RECONCILING ITEMS:</b>						
CASH CARRYOVER		(2,239)			(5,814)	
DEPRECIATION		(544)			(1,709)	
PAYROLL ACCRUAL		(34)			(1,264)	
COMPENSATED ABSENCES ADJUSTMENT		23			(7)	
CAPITAL OUTLAY					1,030	
CHANGE IN INVENTORY					431	
BAD DEBTS EXPENSE					(11)	
PREPAID EXPENSES					(1)	
PRINCIPAL PAYMENT					(40)	
LOAN PRINCIPAL REPAYMENTS INCLUDED IN REVENUE					(61,021)	
LOAN DISBURSEMENTS INCLUDED IN EXPENSES					38,554	
ACCOUNTS RECEIVABLE ADJUSTMENT		125			1,077	
ACCOUNTS PAYABLE/ESTIMATED LIABILITIES ADJUSTMENT		246			(1,378)	
OTHER					(19,938)	
<b>CHANGE IN NET ASSETS</b>		<b>\$ (1,360)</b>			<b>\$ 4,685</b>	