


State of Louisiana
Supplementary Information
to the Comprehensive Annual Financial Report
for the Year Ended June 30, 2003



DIVISION OF ADMINISTRATION
MARK C. DRENNEN
Commissioner of Administration

**STATE OF LOUISIANA
 SUPPLEMENTARY INFORMATION TO THE
 COMPREHENSIVE ANNUAL FINANCIAL REPORT
 FOR THE YEAR ENDED JUNE 30, 2003**

	<u>Page</u>
General Fund:	
Balance Sheet	1
Schedule of Revenues, Expenditures, and Changes in Fund Balances-Budget and Actual (Non-GAAP Basis)	4
Combined General Fund and Bond Security and Redemption Fund:	
Comparative Balance Sheet for Years Ended June 30, 1999-2003	18
Statement of Revenues, Expenditures, and Changes in Fund Balance for the Years Ended June 30, 1999-2003.....	19
Combining Balance Sheet and Combining Statement of Revenues, Expenditures, and Changes in Fund Balances-Parish and Municipalities Funds - Shown as Special Revenue Funds	
	20
Boards and Commissions – Shown as Enterprise Funds:	
Statement of Net Assets, Statement of Revenues, Expenditures, and Changes in Fund Net Assets	32
Statement of Cash Flows.....	40
Boards and Commissions – Shown as Component Units:	
Combining Statement of Net Assets.....	50
Combining Statement of Activities	52
Levee Districts – Shown as Component Units:	
Combining Statement of Net Assets.....	54
Combining Statement of Activities	57
Schedule of Transfers To and Due To	58
Schedule of Transfers From and Due From	72
Revenues by Source and Distribution.....	90
Major State Revenue Excluding Agency INA, Bond Security, and General Fund-Actual and Budget Comparison.....	102
Appropriated Federal Funds-Actual and Budget Comparison	108
Interagency Transfers (BSRF only)-Actual and Budget Comparison	110
Interagency Transfers Which Were Reclassified as Self-Generated	112
Self-Generated-Actual and Budget Comparison	114
Income Not Available-Actual and Budget Comparison (BSRF only)	120
Summary of All Revenues All Funds by Organization and Type	124
Schedule of Revenues by Organization and Type.....	126
Summary of All Expenditures by Organization	136

**STATE OF LOUISIANA
 SUPPLEMENTARY INFORMATION TO THE
 COMPREHENSIVE ANNUAL FINANCIAL REPORT
 FOR THE YEAR ENDED JUNE 30, 2003**

	<u>Page</u>
Revised Budget and Actual Expenditures by Organization and Program.....	138
Schedule of Bonded Indebtedness.....	150
Debt Service Requirements to Maturity--General Obligation Bonds To Be Paid From Bond Security and Redemption Fund-Total Principal and Interest	160
Debt Service Requirements to Maturity--Non-General Obligation Bonds Which are Self-Supporting or Paid From Special Taxes-Total Principal and Interest	162
Debt Service Requirements to Maturity--Non-General Obligation Bonds Which are Self-Supporting or Paid from Special Taxes Discrete Presentation-Total Principal and Interest	163
Notes Payable Requirements to Maturity for Discrete Entities.....	164
Combining Schedule of Revenues, Expenditures, and Changes in Fund Balances- Special Revenue Funds—Budget and Actual (Non-GAAP Basis).....	166
Combining Schedule of Revenues, Expenses, and Changes in Retained Earnings- Internal Service Funds—Budget and Actual (Non-GAAP Basis).....	172
Combining Schedule of Revenues and Expenses-Enterprise Funds- Budget and Actual (Non-GAAP Basis)	176
Budgetary Comparison Schedule-Bond Security and Redemption Fund- Budget and Actual (Non-GAAP Budgetary Basis)	180
Statement of Cash Flows for all Discrete Entities.....	182

**STATE OF LOUISIANA
GENERAL FUND
BALANCE SHEET
JUNE 30, 2003**

(EXPRESSED IN THOUSANDS)

2003

ASSETS	
CASH AND CASH EQUIVALENTS	\$ 158,351
INVESTMENTS	26,900
ACCOUNTS RECEIVABLE	113,277
DUE FROM ACADEMIC IMPROVEMENT FUND	46
DUE FROM ADMINISTRATIVE FUND OF THE DEPT. OF INSURANCE	369
DUE FROM ADMINISTRATIVE SERVICES	400
DUE FROM ARCHAEOLOGICAL CURATION FUND	40
DUE FROM ARTIFICIAL REEF DEVELOPMENT	83
DUE FROM AVOYELLES PARISH LOCAL GOVERNMENT	767
DUE FROM BATTERED WOMEN'S SHELTER FUND	12
DUE FROM BLACK BEAR ACCOUNT	2
DUE FROM BOND SECURITY AND REDEMPTION FUND	742,514
DUE FROM CHILDREN'S TRUST FUND	603
DUE FROM COASTAL RESOURCES TRUST FUND	45
DUE FROM COMPULSIVE AND PROBLEM GAMING	135
DUE FROM CONCEALED HADGUN PERMIT	2
DUE FROM CRIMINAL IDENTIFICATION AND INFORMATION	474
DUE FROM DEFICIT ELIMINATION/CAPITAL OUTLAY ESCROW REPLENISHMENT	824
DUE FROM DISABILITY AFFAIRS TRUST	1
DUE FROM DONALD J. THIBODEAUX TRAINING COMPLEX	7
DUE FROM DOTD RIGHT OF WAY PERMIT PROCESSING	203
DUE FROM EMERGENCY MEDICAL TECHNICAL	18
DUE FROM EMPLOYMENT SECURITY ADMINISTRATIVE ACCOUNT	68
DUE FROM ENVIRONMENTAL TRUST	2,109
DUE FROM FEDERAL ENERGY SETTLEMENT FUND	285
DUE FROM FIRE INSURANCE FUND	10,732
DUE FROM FIRE SPRINKLER	38
DUE FROM FISHERMEN'S GEAR COMPENSATION	1
DUE FROM FOREST PROTECTION FUND	126
DUE FROM GREATER NEW ORLEANS EXPRESSWAY COMMISSION ADDITIONAL COST	3
DUE FROM HAZARDOUS WASTE SITE CLEANUP	254
DUE FROM HEALTH EXCELLENCE	59
DUE FROM INSURANCE FRAUD	12
DUE FROM KEEP LOUISIANA BEAUTIFUL	3
DUE FROM LABOR PENALTY AND INTEREST ACCOUNT	2,650
DUE FROM LABOR WORKFORCE DEVELOPMENT TRAINING	4,263
DUE FROM LEAD HAZARD REDUCTION FUND	70
DUE FROM LIQUIFIED PETROLEUM GAS COMMISSION RAINY DAY FUND	11
DUE FROM LA. AGRICULTURAL FINANCE AUTHORITY FUND	454
DUE FROM LA. ALARM REGULATORY TRUST	3
DUE FROM LA. ALLIGATOR MARKET DEVELOPMENT	86
DUE FROM LA. ALLIGATOR RESOURCE	57
DUE FROM LA. CHARTER SCHOOL START-UP LOAN	364
DUE FROM LA. DUCK STAMP FUND	36
DUE FROM LA. ECONOMIC DEVELOPMENT	1,545
DUE FROM EMPLOYMENT OPPORTUNITY LOAN	3
DUE FROM LOUISIANA FUND	1,214
DUE FROM LA. FUR AND ALLIGATOR PUBLIC EDUCATION AND MARKETING FUND	3
DUE FROM LA. MANUFACTURED HOUSING COMMISSION	7
DUE FROM LA. OPPORTUNITY LOAN FUND	2,250
DUE FROM LA. QUALITY EDUCATION SUPPORT FUND	12,037
DUE FROM LA. STATE POLICE SALARY	11,051
DUE FROM LA TECHNOLOGY INNOVATIONS FUND	465
DUE FROM LA. TOURISM PROMOTION DISTRICT	1,917
DUE FROM LA. TOWING AND STORAGE FUND	180
DUE FROM LA WILD TURKEY STAMP	2
DUE FROM MARKETING FUND	427
DUE FROM MARSH ISLAND OPERATING	5
DUE FROM MEDICAID TRUST FUND FOR THE ELDERLY	2,361
DUE FROM MINERAL RESOURCES AUDIT AND COLLECTION FUND	211

**STATE OF LOUISIANA
GENERAL FUND
BALANCE SHEET
JUNE 30, 2003**

(EXPRESSED IN THOUSANDS)

2003

DUE FROM MOTOR CARRIER REGULATION FUND	53
DUE FROM MOTOR FUELS UNDERGROUND STORAGE TANK TRUST	2,738
DUE FROM MOTORCYCLE SAFETY AWARENESS AND OPERATOR	67
DUE FROM MUNICIPAL FACILITIES REVOLVING LOAN FUND	75
DUE FROM MUNICIPAL FIRE AND POLICE CIVIL SERVICE	4
DUE FROM NATURAL HERITAGE ACCOUNT	9
DUE FROM OFFICE OF MOTOR VEHICLE CUSTOMER SERVICE AND TECHNOLOGY	1,131
DUE FROM OFFICE OF TELECOMMUNICATIONS	4
DUE FROM OFFICE OF WORKER'S COMPENSATION ADMINISTRATIVE FUND	1
DUE FROM OIL AND GAS REGULATORY FUND	20
DUE FROM OIL SPILL CONTINGENCY FUND	167
DUE FROM OILFIELD SITE RESTORATION	651
DUE FROM OYSTER DEVELOPMENT ACCOUNT	52
DUE FROM PARI-MUTUEL LIVE RACING FACILITY GAMING CONTROL	4,837
DUE FROM PARISH AND MUNICIPALITIES FUND	11,447
DUE FROM PATIENTS COMPENSATION FUND	4,245
DUE FROM PESTICIDE	13
DUE FROM PETROLEUM AND PETROLEUM PRODUCTS	152
DUE FROM RIGHT TO KNOW FUND	9
DUE FROM RIVERBOAT GAMING ENFORCEMENT FUND	7,625
DUE FROM ROCKEFELLER REFUGE FUND	1,304
DUE FROM RURAL DEVELOPMENT FUND	1,294
DUE FROM SEAFOOD PROMOTION AND MARKETING	14
DUE FROM SEVERANCE TAX FUND	108
DUE FROM SHRIMP MARKETING AND PROMOTION ACCOUNT	11
DUE FROM SMALL BUSINESS SURETY BONDING FUND	54
DUE FROM STRUCTURAL PEST CONTROL COMMISSION	2
DUE FROM SUPPORT EDUCATION IN LOUISIANA FIRST	1
DUE FROM TAX COMMISSION EXPENSE FUND	71
DUE FROM TELECOMMUNICATIONS FOR THE DEAF FUND	252
DUE FROM TOBACCO TAX HEALTH CARE	3,979
DUE FROM TOPS	2,031
DUE FROM TRANSPORTATION INFRASTRUCTURE MODEL	1,615
DUE FROM TRANSPORTATION TRUST FUND	17,691
DUE FROM TRAUMATIC HEAD AND SPINAL CORD INJURY TRUST	213
DUE FROM VIDEO POKER DEVICE FUND	11,928
DUE FROM WASTE TIRE MANAGEMENT FUND	398
DUE FROM WILDLIFE HABITAT AND NATURAL HERITAGE TRUST	53
AMOUNT DUE FROM COMPONENT UNITS	2,153
DUE FROM FEDERAL GOVERNMENT	629,018
INVENTORIES	66,240
OTHER ASSETS	356
TOTAL ASSETS	<u>\$ 1,872,521</u>
 <u>LIABILITIES AND FUND BALANCES</u>	
ACCOUNTS PAYABLE AND ACCRUALS	\$ 883,718
DUE TO FEDERAL GOVERNMENT	83,109
DUE TO BLIND VENDORS TRUST	19
DUE TO BOLL WEEVIL ERADICATION FUND	1,343
DUE TO BOND SECURITY AND REDEMPTION FUND	349,179
DUE TO BUDGET STABILIZATION FUND	4,507
DUE TO CAPITAL OUTLAY ESCROW FUND	4,513
DUE TO CHILDREN'S TRUST	335
DUE TO COMPULSIVE AND PROBLEM GAMING FUND	800
DUE TO CONSERVATION FUND	1,112
DUE TO CRIME VICTIMS' REPARATION FUND	358
DUE TO DRUG ABUSE EDUCATION AND TREATMENT	84
DUE TO EMERGENCY MEDICAL TECHNICAL	2
DUE TO FORESTRY PRODUCTIVITY FUND	585
DUE TO FORMOSAN TERMITE INITIATIVE FUND	974

**STATE OF LOUISIANA
GENERAL FUND
BALANCE SHEET
JUNE 30, 2003**

(EXPRESSED IN THOUSANDS)

	2003
DUE TO LIQUIFIED PETROLEUM GAS COMMISSION RAINY DAY	100
DUE TO LA FIRE MARSHALL FUND	329
DUE TO LOUISIANA FUND	135
DUE TO LA. MEDICAL ASSISTANCE TRUST FUND	19,401
DUE TO LA. TOURISM PROMOTION DISTRICT	946
DUE TO LA. UNDERWATER OBSTRUCTION REMOVAL	1
DUE TO LA. WORKER'S COMPENSATION SECOND INJURY FUND	30
DUE TO MINERAL RESOURCES AUDIT AND COLLECTION	2,850
DUE TO MUNICIPAL FIRE AND POLICE CIVIL SERVICE OPERATING FUND	12
DUE TO OIL AND GAS REGULATORY FUND	197
DUE TO RIVERBOAT GAMING ENFORCEMENT	3,165
DUE TO SEVERANCE TAX FUND	10,943
DUE TO TAX COMMISSION EXPENSE	33
DUE TO TRANSPORTATION TRUST	124
DUE TO WETLANDS CONSERVATION AND RESTORATION FUND	9,868
OTHER PAYABLES	1,608
DEFERRED REVENUES	25,595
AMOUNT DUE TO COMPONENT UNITS	42,018
ESTIMATED LIABILITY FOR CLAIMS	<u>78,320</u>
 TOTAL LIABILITIES	 <u>1,526,313</u>
 <u>FUND BALANCES</u>	
RESERVED FOR INVENTORY	66,240
RESERVED FOR ENCUMBRANCES	30,622
RESERVED FOR OTHER SPECIFICS PURPOSES	231,016
UNRESERVED-UNDESIGNATED	<u>18,330</u>
 TOTAL FUND BALANCES	 <u>346,208</u>
 TOTAL LIABILITIES AND FUND BALANCE	 <u>\$ 1,872,521</u>

**STATE OF LOUISIANA
SCHEDULE OF REVENUES, EXPENDITURES,
AND CHANGES IN FUND BALANCES
BUDGET AND ACTUAL (NON-GAAP BASIS)
GENERAL FUND
FOR THE YEAR ENDED JUNE 30, 2003**

(EXPRESSED IN THOUSANDS)

	BUDGET	ACTUAL	VARIANCE FAVORABLE (UNFAVORABLE)
REVENUES:			
INTERGOVERNMENTAL REVENUES:			
EXECUTIVE OFFICE	\$ 6,874	\$ 4,656	\$ (2,218)
LA. MANUFACTURED HOUSING COMMISSION	145	79	(66)
DIVISION OF ADMINISTRATION	59,593	43,244	(16,349)
DEPARTMENT OF THE MILITARY	205,750	176,919	(28,831)
OFFICE OF LIFELONG LEARNING	484	363	(121)
OFFICE OF WOMEN'S SERVICES	1,468	1,456	(12)
LOUISIANA COMMISSION ON LAW ENFORCEMENT	26,244	30,353	4,109
DEPARTMENT OF VETERANS AFFAIRS	175	174	(1)
LOUISIANA WAR VETERANS CENTER	3,573	3,955	382
NORTHEAST LOUISIANA WAR VETERANS	2,853	3,468	615
OFFICE OF ELDERLY AFFAIRS	20,462	19,881	(581)
DOA-UNEMPLOYMENT INSURANCE	1,500	1,500	-
SECRETARY OF STATE	2	-	(2)
DEPARTMENT OF JUSTICE-ATTORNEY GENERAL	2,403	1,890	(513)
LIEUTENANT GOVERNOR	4,328	2,453	(1,875)
DEPARTMENT OF THE TREASURY	1	4,700	4,699
DEPARTMENT OF AGRICULTURE	8,311	7,942	(369)
DEPARTMENT OF INSURANCE	212	199	(13)
DED-OFFICE OF THE SECRETARY	710	26	(684)
CRT OFFICE OF THE SECRETARY	1,000	1,000	-
STATE LIBRARY	3,221	2,821	(400)
OFFICE OF STATE PARKS	1,349	1,343	(6)
CULTURAL DEVELOPMENT	1,904	1,518	(386)
DOTD-PUBLIC WORKS AND INTERMODAL TRANS.	12,580	5,171	(7,409)
TRANSPORTATION AND DEVELOPMENT- ENGINEERING	500	854	354
CORRECTIONS - ADMINISTRATION	6,530	4,218	(2,312)
CORRECTIONS - OFFICE OF YOUTH DEVELOPMENT	388	434	46
SHERIFF'S HOUSING OF STATE INMATES	3,000	3,000	-
PUBLIC SAFETY - OFFICE OF STATE POLICE	13,819	4,050	(9,769)
PUBLIC SAFETY - OFFICE OF MOTOR VEHICLES	612	147	(465)
PUBLIC SAFETY - LA HIGHWAY SAFETY COMMISSION	18,744	9,641	(9,103)
DEVELOPMENTAL DISABILITIES	1,554	1,508	(46)
HEALTH AND HOSPITALS - MEDICAL VENDOR ADMINISTRATION	107,765	292,062	184,297
MEDICAL VENDOR PAYMENTS	3,345,623	3,122,672	(222,951)
OFFICE OF THE SECRETARY	7,771	6,188	(1,583)
NEW ORLEANS HOME AND REHABILITATION	433	100	(333)
VILLA FELICIANA CHRONIC DISEASE HOSPITAL	577	344	(233)
OFFICE OF PUBLIC HEALTH	174,948	171,352	(3,596)
COMMUNITY MENTAL HEALTH	8,571	7,207	(1,364)
CENTRAL LOUISIANA STATE HOSPITAL	373	180	(193)
EAST LOUISIANA STATE HOSPITAL	1,343	724	(619)
SOUTHEAST LOUISIANA STATE HOSPITAL	775	804	29
PINECREST STATE SCHOOL	282	295	13
OFFICE OF SUBSTANCE ABUSE	36,418	27,338	(9,080)
CAPITAL AREA HUMAN SERVICE DISTRICT	159	2,180	2,021
FAMILY SUPPORT	593,473	489,279	(104,194)
OFFICE OF COMMUNITY SERVICES	139,738	135,411	(4,327)
DIVISION OF REHABILITATION SERVICES	54,996	48,698	(6,298)
NATURAL RESOURCES - SECRETARY	1,829	1,107	(722)
NATURAL RESOURCES - CONSERVATION	1,365	1,247	(118)
NATURAL RESOURCES - MINERAL RESOURCES	130	73	(57)
NATURAL RESOURCES - COASTAL RESTORATION	47,810	24,583	(23,227)
DEPARTMENT OF REVENUE	290	248	(42)
ENVIRONMENTAL QUALITY - OFFICE OF THE SECRETARY	90	90	-
OFFICE OF AIR QUALITY AND NUCLEAR	2,710	2,710	-
OFFICE OF WATER RESOURCES	3,294	3,295	1
SOLID AND HAZARDOUS WASTE	9,023	7,970	(1,053)
DEQ - MANAGEMENT AND FINANCE	320	320	-
EMPLOYMENT AND TRAINING - EMPLOYMENT SECURITY	209,398	144,418	(64,980)
EMPLOYMENT AND TRAINING - WORKER'S COMPENSATION	829	829	-
WILDLIFE AND FISHERIES - MANAGEMENT AND FINANCE	1,242	406	(836)
WILDLIFE AND FISHERIES - SECRETARY	3,213	2,544	(669)

**STATE OF LOUISIANA
SCHEDULE OF REVENUES, EXPENDITURES,
AND CHANGES IN FUND BALANCES
BUDGET AND ACTUAL (NON-GAAP BASIS)
GENERAL FUND
FOR THE YEAR ENDED JUNE 30, 2003**

(EXPRESSED IN THOUSANDS)

	BUDGET	ACTUAL	VARIANCE FAVORABLE (UNFAVORABLE)
WILDLIFE AND FISHERIES - WILDLIFE	6,901	4,351	(2,550)
WILDLIFE AND FISHERIES - FISHERIES	7,591	5,661	(1,930)
COLLEGES	121,040	98,792	(22,248)
OFFICE OF STUDENT FINANCIAL ASSISTANCE	34,638	30,051	(4,587)
LOUISIANA SYSTEMIC INITIATIVE PROGRAM	2,322	1,040	(1,282)
LOUISIANA UNIVERSITY MARINE CONSORTIUM	5,035	2,681	(2,354)
EDUCATION - MANAGEMENT AND FINANCE	32,927	24,940	(7,987)
EDUCATION - SUBGRANTEE ASSISTANCE	793,669	737,740	(55,929)
SUBTOTAL INTERGOVERNMENTAL REVENUES	<u>6,169,200</u>	<u>5,738,893</u>	<u>(430,307)</u>
USE OF MONEY AND PROPERTY:			
OFFICE OF STUDENT FINANCIAL ASSISTANCE	955	-	(955)
STATE TREASURER	-	25,789	25,789
SUBTOTAL USE OF MONEY AND PROPERTY	<u>955</u>	<u>25,789</u>	<u>24,834</u>
LICENSES, PERMITS AND FEES:			
CAPITAL AREA HUMAN SERVICES DISTRICT	47	-	(47)
SALES OF COMMODITIES AND SERVICES:			
COLLEGES	<u>557,641</u>	<u>540,551</u>	<u>(17,090)</u>
OTHER:			
COLLEGES	146,040	116,214	(29,826)
STATE FIRE MARSHAL	-	5,300	5,300
SUPREME COURT	-	2,349	2,349
LEGISLATIVE	-	738	738
LEGISLATIVE AUDITORS	7,847	3,230	(4,617)
STUDENT FINANCIAL ASSISTANCE	648	-	(648)
MEDICAL VENDOR PAYMENTS	-	17,319	17,319
GROUP BENEFITS	-	25	25
HOUSE OF REPRESENTATIVES	-	548	548
CAPITAL AREA HUMAN SERVICES DISTRICT	81	-	(81)
SUBTOTAL OTHER	<u>154,616</u>	<u>145,723</u>	<u>(8,893)</u>
INTERAGENCY RECEIPTS:			
COLLEGES	244,798	240,360	(4,438)
CAPITAL AREA HUMAN SERVICES DISTRICT	15,431	20,302	4,871
JEFFERSON PARISH HUMAN SERVICES DISTRICT	370	238	(132)
SUBTOTAL INTERAGENCY RECEIPTS	<u>260,599</u>	<u>260,900</u>	<u>301</u>
TOTAL REVENUES	<u>7,143,058</u>	<u>6,711,856</u>	<u>(431,202)</u>
EXPENDITURES:			
GENERAL GOVERNMENT:			
EXECUTIVE OFFICE			
ADMINISTRATIVE	48,290	39,652	8,638
LOUISIANA INDIGENT DEFENDERS BOARD	7,757	7,757	-
TOTAL EXECUTIVE OFFICE	<u>56,047</u>	<u>47,409</u>	<u>8,638</u>
GOVERNOR'S COMMISSION ON INDIAN AFFAIRS			
ADMINISTRATIVE	3,192	2,706	486
MENTAL HEALTH ADVOCACY SERVICE			
ADMINISTRATIVE	802	805	(3)
LOUISIANA MANUFACTURED HOUSING			
ADMINISTRATIVE	430	354	76
DIVISION OF ADMINISTRATION			
EXECUTIVE ADMINISTRATIVE	99,538	79,598	19,940
INSPECTOR GENERAL	1,139	1,077	62
COMMUNITY DEVELOPMENT BLOCK GRANT	62,368	44,845	17,523
AUXILIARY PROGRAM	37,223	9,781	27,442
TOTAL DIVISION OF ADMINISTRATION	<u>200,268</u>	<u>135,301</u>	<u>64,967</u>

**STATE OF LOUISIANA
SCHEDULE OF REVENUES, EXPENDITURES,
AND CHANGES IN FUND BALANCES
BUDGET AND ACTUAL (NON-GAAP BASIS)
GENERAL FUND
FOR THE YEAR ENDED JUNE 30, 2003**

(EXPRESSED IN THOUSANDS)

	BUDGET	ACTUAL	VARIANCE FAVORABLE (UNFAVORABLE)
PATIENTS COMPENSATION ADMINISTRATIVE	2,101	1,977	124
DEPARTMENT OF MILITARY AFFAIRS			
MILITARY AFFAIRS	34,668	33,794	874
EMERGENCY PREPAREDNESS	221,914	190,188	31,726
EDUCATION	16,005	15,153	852
AUXILIARY ACCOUNT	120	113	7
TOTAL DEPARTMENT OF MILITARY AFFAIRS	<u>272,707</u>	<u>239,248</u>	<u>33,459</u>
OFFICE OF LIFELONG LEARNING ADMINISTRATIVE	20,273	13,044	7,229
OFFICE OF WOMEN SERVICES ADMINISTRATIVE	8,403	6,846	1,557
BOARD OF TAX APPEALS ADMINISTRATIVE	260	257	3
LA COMMISSION ON LAW ENFORCEMENT/CRIMINAL JUSTICE			
FEDERAL PROGRAMS	26,988	24,461	2,527
STATE PROGRAMS	7,659	5,910	1,749
TOTAL LA COMMISSION ON LAW ENFORCEMENT/CRIMINAL JUSTICE	<u>34,647</u>	<u>30,371</u>	<u>4,276</u>
DEPARTMENT OF VETERANS AFFAIRS			
ADMINISTRATIVE	1,150	1,140	10
CLAIMS	365	363	2
ST. APPROVED AGENCY PROGRAM	175	135	40
CONTRACT ASSISTANCE	2,123	2,121	2
TOTAL DEPARTMENT OF VETERANS AFFAIRS	<u>3,813</u>	<u>3,759</u>	<u>54</u>
LOUISIANA WAR VETERANS HOME ADMINISTRATIVE	7,075	6,695	380
NORTHEAST LA WAR VETERANS HOME ADMINISTRATIVE	5,984	5,915	69
OFFICE OF ELDERLY AFFAIRS			
ADMINISTRATIVE	4,828	4,666	162
TITLE III, V, USDA	29,064	28,222	842
ACTION MATCH	407	407	-
PARISH COUNCILS ON AGING	1,539	1,539	-
SENIOR CENTERS	4,076	4,076	-
TOTAL OFFICE OF ELDERLY AFFAIRS	<u>39,914</u>	<u>38,910</u>	<u>1,004</u>
DOA - UNEMPLOYMENT INSURANCES PAYMENTS	3,020	2,792	228
SPECIAL ACTS ADMINISTRATIVE	473	473	-
HOUSE OF REPRESENTATIVES ADMINISTRATIVE	23,683	21,765	1,918
SENATE ADMINISTRATIVE	17,359	15,158	2,201
SPECIAL ACTS - LEGISLATIVE AUDITOR ADMINISTRATIVE	14,805	14,598	207
LEGISLATIVE FISCAL OFFICE ADMINISTRATIVE	1,723	1,662	61
LEGISLATIVE BUDGETARY CONTROL COUNCIL ADMINISTRATIVE	7,900	6,804	1,096

**STATE OF LOUISIANA
SCHEDULE OF REVENUES, EXPENDITURES,
AND CHANGES IN FUND BALANCES
BUDGET AND ACTUAL (NON-GAAP BASIS)
GENERAL FUND
FOR THE YEAR ENDED JUNE 30, 2003**

(EXPRESSED IN THOUSANDS)

	BUDGET	ACTUAL	VARIANCE FAVORABLE (UNFAVORABLE)
LOUISIANA LAW INSTITUTE ADMINISTRATIVE	842	829	13
DISTRICT ATTORNEYS & ASSISTANTS	19,260	18,873	387
LOUISIANA JUDICIARY	111,942	110,106	1,836
SECRETARY OF STATE ADMINISTRATIVE	3,644	3,610	34
ELECTIONS	2,974	2,820	154
ARCHIVES AND RECORDS	2,653	2,619	34
MUSEUM/OTHER OPERATIONS	2,192	2,139	53
COMMERCIAL	3,607	3,572	35
TOTAL SECRETARY OF STATE	15,070	14,760	310
OFFICE OF THE ATTORNEY GENERAL ADMINISTRATIVE	3,396	3,120	276
CIVIL LAW	10,961	7,198	3,763
CRIMINAL LAW AND MEDICAID FRAUD	5,729	5,271	458
GAMING	5,656	10,928	(5,272)
RISK LITIGATION	11,126	4,806	6,320
TOTAL OFFICE OF THE ATTORNEY GENERAL	36,868	31,323	5,545
COMMISSIONER OF ELECTIONS ADMINISTRATIVE	1,450	1,394	56
MANAGEMENT AND FINANCE	903	889	14
INFORMATION TECHNOLOGY	2,569	2,376	193
VOTER REGISTRATION	5,776	5,763	13
ELECTIONS	22,300	21,487	813
TOTAL COMMISSIONER OF ELECTIONS	32,998	31,909	1,089
LIEUTENANT GOVERNOR ADMINISTRATIVE	2,289	1,182	1,107
GRANTS	3,943	2,661	1,282
TOTAL LIEUTENANT GOVERNOR	6,232	3,843	2,389
STATE TREASURER DEPARTMENT OF TREASURY - FEDERAL	1,000	4,725	(3,725)
ADMINISTRATIVE	6,881	3,559	3,322
FINANCIAL ACCOUNTABILITY & CONTROL	2,769	2,660	109
DEBT MANAGEMENT	1,978	1,190	788
INVESTMENT MANAGEMENT	2,967	767	2,200
TOTAL STATE TREASURER	15,595	12,901	2,694
PUBLIC SERVICE COMMISSION ADMINISTRATIVE	2,654	2,555	99
SUPPORT SERVICES	1,638	1,581	57
MOTOR CARRIERS	1,225	1,190	35
DISTRICT OFFICES	1,912	1,883	29
TOTAL PUBLIC SERVICE COMMISSION	7,429	7,209	220
DEPARTMENT OF AGRICULTURE & FORESTRY OFFICE OF MANAGEMENT AND FINANCE	15,572	15,769	(197)
OFFICE OF MARKETING	2,774	2,714	60
OFFICE OF AGRICULTURE AND ENVIRONMENTAL SCIENCES	52,537	30,013	22,524
OFFICE OF ANIMAL HEALTH SERVICES	9,668	9,530	138
OFFICE OF AGRO-CONSUMER SERVICES	3,868	3,849	19
OFFICE OF FORESTRY	17,561	17,794	(233)
OFFICE OF SOIL AND WATER CONSERVATION	3,729	2,507	1,222
AUXILIARY PROGRAM	4,664	2,129	2,535
TOTAL DEPARTMENT OF AGRICULTURE & FORESTRY	110,373	84,305	26,068
COMMISSIONER OF INSURANCE ADMINISTRATION/FISCAL	6,017	5,632	385
MARKET COMPLIANCE	17,641	16,743	898

**STATE OF LOUISIANA
SCHEDULE OF REVENUES, EXPENDITURES,
AND CHANGES IN FUND BALANCES
BUDGET AND ACTUAL (NON-GAAP BASIS)
GENERAL FUND
FOR THE YEAR ENDED JUNE 30, 2003**

(EXPRESSED IN THOUSANDS)

	BUDGET	ACTUAL	VARIANCE FAVORABLE (UNFAVORABLE)
TOTAL COMMISSIONER OF INSURANCE	23,658	22,375	1,283
ECONOMIC DEVELOPMENT - OFFICE OF THE SECRETARY ADMINISTRATION	4,117	3,474	643
OFFICE OF COMMERCE & INDUSTRY			
BUSINESS RECRUITMENT PROGRAM	33,443	27,563	5,880
CLUSTER SERVICES	49,253	22,601	26,652
RESOURCE SERVICES	2,464	2,132	332
TOTAL OFFICE OF COMMERCE & INDUSTRY	85,160	52,296	32,864
LOUISIANA STATE RACING COMMISSION RACING COMMISSION	8,560	8,192	368
OFFICE OF FINANCIAL INSTITUTIONS FINANCIAL INSTITUTIONS PROGRAM	8,072	7,788	284
LOUISIANA STATE BOARD OF COSMETOLOGY	1,595	1,285	310
OFFICE OF REVENUE			
TAX COLLECTION	76,390	71,609	4,781
OFFICE OF CHARITABLE GAMING	1,060	1,047	13
ALCOHOLIC BEVERAGE CONTROL & TAXATION	4,482	4,351	131
TOTAL OFFICE OF REVENUE	81,932	77,007	4,925
LA TAX COMMISSION			
PROPERTY TAXATION REGULATORY/OVERSIGHT	2,490	2,402	88
SUPR AND ASSIST OF LOCAL ASSESSORS	50	50	-
TOTAL LA TAX COMMISSION	2,540	2,452	88
OFFICE OF EMPLOYMENT SECURITY			
ADMINISTRATION	40,011	8,433	31,578
UNEMPLOYMENT BENEFITS PROGRAM	13,263	12,764	499
JOB TRAINING PROGRAM	285,422	128,847	156,575
COMMUNITY BASED SERVICES	15,188	15,034	154
WORKER PROTECTION PROGRAM	1,035	1,031	4
MANAGEMENT AND FINANCE PROGRAM	9,680	8,199	1,481
OCCUPATIONAL INFORMATION SYSTEM PROGRAM	10,076	9,552	524
TOTAL OFFICE OF EMPLOYMENT SECURITY	374,675	183,860	190,815
OFFICE OF WORKERS COMPENSATION			
INJURED WORKER'S BENEFIT PROTECTION PROGRAM	11,523	10,727	796
INJURED WORKER REEMPLOYMENT PROGRAM	30,155	29,853	302
TOTAL OFFICE OF EMPLOYMENT SECURITY	41,678	40,580	1,098
OFFICE OF STATE CIVIL SERVICE			
ADMINISTRATION	3,825	3,774	51
HUMAN RESOURCES MANAGEMENT	3,601	3,595	6
TOTAL OFFICE OF STATE CIVIL SERVICE	7,426	7,369	57
MUNICIPAL FIRE & POLICE CIVIL SERVICE ADMINISTRATION	1,056	1,044	12
ETHICS ADMINISTRATION ADMINISTRATION	1,320	1,318	2
STATE POLICE COMMISSION ADMINISTRATION	458	453	5
DIVISION OF ADMINISTRATION LAW ADMINISTRATION	2,235	2,215	20
RETIREMENT SYSTEMS STATE AID	11,361	11,361	-

**STATE OF LOUISIANA
SCHEDULE OF REVENUES, EXPENDITURES,
AND CHANGES IN FUND BALANCES
BUDGET AND ACTUAL (NON-GAAP BASIS)
GENERAL FUND
FOR THE YEAR ENDED JUNE 30, 2003**

(EXPRESSED IN THOUSANDS)

	BUDGET	ACTUAL	VARIANCE FAVORABLE (UNFAVORABLE)
SUBTOTAL GENERAL GOVERNMENT	1,737,331	1,335,976	401,355
CULTURE RECREATION AND TOURISM:			
OFFICE OF SECRETARY			
ADMINISTRATION	4,401	3,979	422
MANAGEMENT AND FINANCE	2,207	2,207	-
TOTAL OFFICE OF SECRETARY	6,608	6,186	422
OFFICE OF THE STATE LIBRARY			
LIBRARY SERVICES	9,744	9,068	676
OFFICE OF THE STATE MUSEUM			
MUSEUM	4,401	4,396	5
AUXILIARY - CABILDO FIRE INSURANCE	-	-	-
TOTAL OFFICE OF THE STATE MUSEUM	4,401	4,396	5
OFFICE OF STATE PARKS			
PARKS AND RECREATION	19,904	19,086	818
OFFICE OF CULTURAL DEVELOPMENT			
CULTURAL DEVELOPMENT	2,671	2,438	233
ARTS PROGRAM	6,472	5,785	687
TOTAL OFFICE OF CULTURAL DEVELOPMENT	9,143	8,223	920
OFFICE OF TOURISM			
ADMINISTRATION	940	777	163
MARKETING	14,596	13,869	727
WELCOME CENTERS	1,911	1,696	215
CONSUMER INFORMATION SERVICES	1,241	1,120	121
TOTAL OFFICE OF TOURISM	18,688	17,462	1,226
SUBTOTAL CULTURE RECREATION AND TOURISM	68,488	64,421	4,067
TRANSPORTATION AND DEVELOPMENT:			
ADMINISTRATION			
OFFICE OF THE SECRETARY	1,477	1,437	40
OFFICE OF MANAGEMENT AND FINANCE	26,364	24,960	1,404
TOTAL ADMINISTRATION	27,841	26,397	1,444
PUBLIC WORKS AND INTERMODAL TRANSPORT			
INTERMODAL	4,850	4,502	348
AVIATION	1,586	1,458	128
PUBLIC TRANSPORTATION	14,405	6,609	7,796
TOTAL PUBLIC WORKS AND INTERMODAL TRANSPORT	20,841	12,569	8,272
OFFICE OF ENGINEERING			
HIGHWAYS	88,227	78,468	9,759
BRIDGE TRUST	16,435	11,996	4,439
PLANNING AND PROGRAMMING	18,878	11,709	7,169
DISTRICT OPERATIONS	221,347	217,718	3,629
MARINE OPERATIONS	7,347	7,093	254
TOTAL OFFICE OF ENGINEERING	352,234	326,984	25,250
SUBTOTAL TRANSPORTATION AND DEVELOPMENT	400,916	365,950	34,966
PUBLIC SAFETY:			
P/S MANAGEMENT AND FINANCE	31,561	30,854	707
OFFICE OF STATE POLICE			
TRAFFIC ENFORCEMENT PROGRAM	67,895	55,788	12,107
CRIMINAL INVESTIGATION PROGRAM	15,003	14,056	947
OPERATIONAL SUPPORT PROGRAM	59,372	49,024	10,348
GAMING ENFORCEMENT PROGRAM	19,983	17,641	2,342
AUXILIARY PROGRAM	4,030	3,784	246
TOTAL OFFICE OF STATE POLICE	166,283	140,293	25,990
OFFICE OF MOTOR VEHICLE	51,151	54,608	(3,457)

**STATE OF LOUISIANA
SCHEDULE OF REVENUES, EXPENDITURES,
AND CHANGES IN FUND BALANCES
BUDGET AND ACTUAL (NON-GAAP BASIS)
GENERAL FUND
FOR THE YEAR ENDED JUNE 30, 2003**

(EXPRESSED IN THOUSANDS)

	BUDGET	ACTUAL	VARIANCE FAVORABLE (UNFAVORABLE)
OFFICE OF LEGAL AFFAIRS	2,355	2,326	29
OFFICE OF STATE FIRE MARSHALL	11,183	9,942	1,241
LOUISIANA GAMING CONTROL BOARD	1,184	813	371
LIQUEFIED PETROLEUM GAS COMMISSION	605	599	6
LOUISIANA HIGHWAY SAFETY COMMISSION	18,970	9,879	9,091
SUBTOTAL PUBLIC SAFETY	283,292	249,314	33,978
HEALTH AND WELFARE:			
DEVELOPMENTAL DISABILITIES COUNCIL	2,087	2,020	67
MEDICAL VENDOR ADMINISTRATION	163,425	149,774	13,651
MEDICAL VENDOR PAYMENTS			
PAYMENTS TO PRIVATE PROVIDERS	2,984,029	2,854,661	129,368
PAYMENTS TO PUBLIC PROVIDERS	542,927	537,553	5,374
MEDICARE BUY-INS AND SUPPLEMENTS	104,256	104,194	62
UNCOMPENSATED CARE COSTS	771,424	768,334	3,090
IGT PAYMENT PROGRAM	193,753	178,303	15,450
TOTAL MEDICAL VENDOR PAYMENTS	4,596,389	4,443,045	153,344
OFFICE OF THE SECRETARY			
MANAGEMENT AND FINANCE	36,379	36,172	207
AUXILIARY PROGRAM	302	230	72
GRANTS PROGRAM	11,942	10,268	1,674
TOTAL OFFICE OF THE SECRETARY	48,623	46,670	1,953
NEW ORLEANS HOME & REHABILITATION CENTER			
ADMINISTRATION AND GENERAL SUPPORT	1,217	1,014	203
PATIENT SERVICES	5,669	5,250	419
AUXILIARY - NEW ORLEANS HOME & REHABILITATION REC.	2	-	2
TOTAL NEW ORLEANS HOME & REHABILITATION CENTER	6,888	6,264	624
VILLA FELICIANA HOSPITAL			
ADMINISTRATION AND GENERAL SUPPORT	5,190	5,122	68
PATIENT SERVICES	11,726	11,127	599
AUXILIARY - VILLA FELICIANA GERIATRIC HOSPITAL	50	26	24
TOTAL VILLA FELICIANA HOSPITAL	16,966	16,275	691
OFFICE OF PUBLIC HEALTH			
VITAL RECORDS AND STATISTICS	4,213	3,742	471
PERSONAL HEALTH SERVICES	244,397	231,293	13,104
ENVIRONMENTAL HEALTH SERVICES	27,999	27,308	691
TOTAL OFFICE OF PUBLIC HEALTH	276,609	262,343	14,266
OFFICE OF MENTAL HEALTH			
ADMINISTRATION AND SUPPORT	8,461	5,861	2,600
COMMUNITY BASED PROGRAMS	11,272	10,393	879
TOTAL OFFICE OF MENTAL HEALTH	19,733	16,254	3,479
CENTRAL LOUISIANA STATE HOSPITAL			
ADMINISTRATION AND SUPPORT	8,046	7,753	293
PATIENT CARE	38,826	38,272	554
TOTAL CENTRAL LOUISIANA STATE HOSPITAL	46,872	46,025	847
EAST LOUISIANA STATE HOSPITAL			
ADMINISTRATION AND SUPPORT	13,417	13,380	37
PATIENT CARE-FORENSIC	83,381	83,151	230
AUXILIARY	75	18	57

**STATE OF LOUISIANA
SCHEDULE OF REVENUES, EXPENDITURES,
AND CHANGES IN FUND BALANCES
BUDGET AND ACTUAL (NON-GAAP BASIS)
GENERAL FUND
FOR THE YEAR ENDED JUNE 30, 2003**

(EXPRESSED IN THOUSANDS)

	BUDGET	ACTUAL	VARIANCE FAVORABLE (UNFAVORABLE)
TOTAL EAST LOUISIANA STATE HOSPITAL	96,873	96,549	324
SOUTHEAST LOUISIANA HOSPITAL			
ADMINISTRATION AND SUPPORT	11,049	10,988	61
AUXILIARY	73,182	72,007	1,175
PATIENT CARE	10	10	-
TOTAL SOUTHEAST LOUISIANA HOSPITAL	84,241	83,005	1,236
CITIZENS WITH DEVELOPMENT DISABILITIES			
ADMINISTRATION	1,594	1,581	13
COMMUNITY SUPPORT	35,153	33,143	2,010
TOTAL CITIZENS WITH DEVELOPMENT DISABILITIES	36,747	34,724	2,023
METROPOLITAN DEVELOPMENT CENTER			
ADMINISTRATION AND SUPPORT	6,755	6,689	66
PATIENT CARE	24,069	23,637	432
AUXILIARY PROGRAM	210	92	118
TOTAL METROPOLITAN DEVELOPMENT CENTER	31,034	30,418	616
HAMMOND DEVELOPMENT CENTER			
ADMINISTRATION AND SUPPORT	7,586	7,586	-
PATIENT CARE	29,087	29,048	39
AUXILIARY	155	155	-
TOTAL HAMMOND DEVELOPMENT CENTER	36,828	36,789	39
NORTHWEST DEVELOPMENT CENTER			
ADMINISTRATION AND SUPPORT	3,463	3,463	-
PATIENT CARE	11,788	11,788	-
AUXILIARY PROGRAM	20	18	2
TOTAL NORTHWEST DEVELOPMENT CENTER	15,271	15,269	2
PINECREST DEVELOPMENT CENTER			
ADMINISTRATION AND SUPPORT	17,261	17,261	-
PATIENT CARE	66,206	66,204	2
AUXILIARY PROGRAM	359	323	36
TOTAL PINECREST DEVELOPMENT CENTER	83,826	83,788	38
RUSTON DEVELOPMENT CENTER			
ADMINISTRATION AND SUPPORT	1,988	1,988	-
PATIENT CARE	6,095	6,095	-
AUXILIARY PROGRAM	75	3	72
TOTAL RUSTON DEVELOPMENT CENTER	8,158	8,086	72
SOUTHWEST DEVELOPMENT CENTER			
ADMINISTRATION AND SUPPORT	2,682	2,571	111
PATIENT CARE	8,522	7,842	680
AUXILIARY PROGRAM	220	219	1
TOTAL SOUTHWEST DEVELOPMENT CENTER	11,424	10,632	792
OFFICE OF SUBSTANCE ABUSE			
ADMINISTRATION	2,114	1,796	318
PREVENTION AND TREATMENT SERVICES	66,793	53,416	13,377
AUXILIARY PROGRAM	145	47	98
TOTAL OFFICE OF SUBSTANCE ABUSE	69,052	55,259	13,793
JEFFERSON PARISH HUMAN SERVICE DISTRICT	14,798	21,239	(6,441)
CAPITAL AREA HUMAN SERVICE DISTRICT	21,977	22,897	(920)
OFFICE OF FAMILY SUPPORT			
EXECUTIVE AND ADMINISTRATION SUPPORT	53,209	39,996	13,213
CLIENT SERVICES	194,369	177,266	17,103
CLIENT PAYMENTS	563,881	447,457	116,424
UNALLOTTED	-	-	-
TOTAL OFFICE OF FAMILY SUPPORT	811,459	664,719	146,740
OFFICE OF THE SECRETARY			

**STATE OF LOUISIANA
SCHEDULE OF REVENUES, EXPENDITURES,
AND CHANGES IN FUND BALANCES
BUDGET AND ACTUAL (NON-GAAP BASIS)
GENERAL FUND
FOR THE YEAR ENDED JUNE 30, 2003**

(EXPRESSED IN THOUSANDS)

	BUDGET	ACTUAL	VARIANCE FAVORABLE (UNFAVORABLE)
EXECUTIVE AND ADMINISTRATIVE SUPPORT	58,873	45,550	13,323
OFFICE OF COMMUNITY SERVICES			
ADMINISTRATION	8,393	7,615	778
CHILD WELFARE SERVICES	216,370	209,422	6,948
COMMUNITY BASED SERVICES	4,160	3,273	887
TOTAL OFFICE OF COMMUNITY SERVICES	228,923	220,310	8,613
REHABILITATION SERVICES			
ADMINISTRATION	3,907	3,725	182
VOCATIONAL REHABILITATION SERVICES	64,897	50,674	14,223
SPECIALIZED REHABILITATION SERVICES	6,461	4,096	2,365
TOTAL REHABILITATION SERVICES	75,265	58,495	16,770
SUBTOTAL HEALTH AND WELFARE	6,862,341	6,476,399	385,942
CORRECTIONS:			
CORRECTIONS - ADMINISTRATION			
OFFICE OF THE SECRETARY	5,581	4,120	1,461
MANAGEMENT AND FINANCE	30,785	28,455	2,330
ADULT SERVICES	2,639	1,972	667
PARDON BOARD	376	346	30
PAROLE BOARD	748	739	9
TOTAL CORRECTIONS - ADMINISTRATION	40,129	35,632	4,497
C. PAUL PHELPS CORRECTIONAL CENTER			
ADMINISTRATION	1,743	1,733	10
INCARCERATION	12,330	12,255	75
REHABILITATION	120	91	29
HEALTH SERVICES	1,506	1,472	34
AUXILIARY - CANTEEN OPERATIONS	750	545	205
TOTAL C. PAUL PHELPS CORRECTIONAL CENTER	16,449	16,096	353
LOUISIANA STATE PENITENTIARY			
ADMINISTRATION	9,772	9,652	120
INCARCERATION	69,397	69,040	357
REHABILITATION	678	659	19
HEALTH SERVICES	13,638	13,447	191
AUXILIARY - CANTEEN OPERATIONS	4,100	3,553	547
TOTAL LOUISIANA STATE PENITENTIARY	97,585	96,351	1,234
OFFICE OF YOUTH DEVELOPMENT			
ADMINISTRATION	18,261	15,938	2,323
SWANSON CORRECTIONAL CENTER FOR YOUTH	35,548	34,738	810
JETSON CORRECTIONAL CENTER FOR YOUTH	23,283	23,129	154
LTI - BRIDGE CITY	8,708	8,513	195
FIELD SERVICES	15,300	15,285	15
CONTRACT SERVICES	26,053	24,966	1,087
TOTAL OFFICE OF YOUTH DEVELOPMENT	127,153	122,569	4,584
AVOYELLES CORRECTIONAL FACILITY			
ADMINISTRATION	2,065	2,060	5
INCARCERATION	13,972	13,953	19
REHABILITATION	197	197	-
HEALTH SERVICES	1,895	1,893	2
AUXILIARY - CANTEEN OPERATIONS	1,050	950	100
TOTAL AVOYELLES CORRECTIONAL FACILITY	19,179	19,053	126
LOUISIANA CORRECTIONAL INSTITUTE FOR WOMEN			
ADMINISTRATION	1,706	1,671	35
INCARCERATION	10,399	10,317	82
REHABILITATION	271	260	11
HEALTH SERVICES	2,774	2,747	27
AUXILIARY - CANTEEN OPERATIONS	1,113	724	389

**STATE OF LOUISIANA
SCHEDULE OF REVENUES, EXPENDITURES,
AND CHANGES IN FUND BALANCES
BUDGET AND ACTUAL (NON-GAAP BASIS)
GENERAL FUND
FOR THE YEAR ENDED JUNE 30, 2003**

(EXPRESSED IN THOUSANDS)

	BUDGET	ACTUAL	VARIANCE FAVORABLE (UNFAVORABLE)
TOTAL LOUISIANA CORRECTIONAL INSTITUTE FOR WOMEN	16,263	15,719	544
WINN CORRECTIONAL CENTER			
ADMINISTRATION	99	84	15
PURCHASE OF CORRECTIONAL SERVICES	15,759	15,441	318
TOTAL WINN CORRECTIONAL CENTER	15,858	15,525	333
ALLEN CORRECTIONAL CENTER			
ADMINISTRATION	101	94	7
PURCHASE OF CORRECTIONAL SERVICES	15,981	15,449	532
TOTAL ALLEN CORRECTIONAL CENTER	16,082	15,543	539
DIXON CORRECTIONAL INSTITUTE			
ADMINISTRATION	2,346	2,344	2
INCARCERATION	21,185	21,109	76
REHABILITATION	316	305	11
HEALTH SERVICE	2,498	2,489	9
AUXILIARY - CANTEEN OPERATIONS	1,600	943	657
TOTAL DIXON CORRECTIONAL INSTITUTE	27,945	27,190	755
WORK TRAINING FACILITY - NORTH			
ADMINISTRATION	911	861	50
INCARCERATION	5,451	5,430	21
HEALTH SERVICE	547	533	14
AUXILIARY - CANTEEN OPERATIONS	400	329	71
TOTAL WORK TRAINING FACILITY - NORTH	7,309	7,153	156
ELAYN HUNT CORRECTIONAL CENTER			
ADMINISTRATION	4,234	4,204	30
INCARCERATION	24,445	24,050	395
REHABILITATION	330	315	15
HEALTH SERVICE	5,449	5,344	105
DIAGNOSTIC	4,385	4,361	24
AUXILIARY - CANTEEN OPERATIONS	1,800	1,270	530
TOTAL ELAYN HUNT CORRECTIONAL CENTER	40,643	39,544	1,099
DAVID WADE CORRECTIONAL CENTER			
ADMINISTRATION	2,936	2,905	31
INCARCERATION	21,100	21,101	(1)
REHABILITATION	219	208	11
HEALTH SERVICES	3,560	3,541	19
AUXILIARY - CANTEEN OPERATIONS	1,500	1,022	478
TOTAL DAVID WADE CORRECTIONAL CENTER	29,315	28,777	538
ADULT PROBATION AND PAROLE			
ADMINISTRATION AND SUPPORT	2,809	2,751	58
FIELD SERVICES	40,659	40,026	633
TOTAL ADULT PROBATION AND PAROLE	43,468	42,777	691
WASHINGTON CORRECTIONAL FACILITY			
ADMINISTRATION	2,136	2,104	32
INCARCERATION	15,465	15,422	43
REHABILITATION	222	219	3
HEALTH SERVICES	2,139	2,097	42
AUXILIARY - CANTEEN OPERATIONS	900	778	122
TOTAL WASHINGTON CORRECTIONAL FACILITY	20,862	20,620	242
ADULT COMMUNITY BASED REHABILITATION PROGRAMS	2,493	2,359	134
SHERIFFS' HOUSING OF STATE INMATES	147,921	147,885	36
SUBTOTAL CORRECTIONS	668,654	652,793	15,861

**STATE OF LOUISIANA
SCHEDULE OF REVENUES, EXPENDITURES,
AND CHANGES IN FUND BALANCES
BUDGET AND ACTUAL (NON-GAAP BASIS)
GENERAL FUND
FOR THE YEAR ENDED JUNE 30, 2003**

(EXPRESSED IN THOUSANDS)

	BUDGET	ACTUAL	VARIANCE FAVORABLE (UNFAVORABLE)
CONSERVATION:			
NATURAL RESOURCES - OFFICE OF THE SECRETARY			
EXECUTIVE	9,633	5,250	4,383
MANAGEMENT AND FINANCE	12,703	10,153	2,550
TECHNOLOGY ASSESSMENT	9,587	3,433	6,154
ATCHAFALAYA BASIN PROGRAM	1,695	1,529	166
AUXILIARY PROGRAMS	14,037	5,981	8,056
TOTAL NATURAL RESOURCES - OFFICE OF THE SECRETARY	<u>47,655</u>	<u>26,346</u>	<u>21,309</u>
OFFICE OF CONSERVATION			
OIL AND GAS REGULATORY	10,752	8,941	1,811
PUBLIC SAFETY	4,392	4,210	182
TOTAL OFFICE OF CONSERVATION	<u>15,144</u>	<u>13,151</u>	<u>1,993</u>
OFFICE OF MINERAL RESOURCES	9,445	8,682	763
COASTAL RESTORATION & MANAGEMENT	105,579	51,341	54,238
ENVIRONMENTAL QUALITY - OFFICE OF THE SECRETARY	4,887	4,050	837
OFFICE OF ENVIRONMENTAL COMPLIANCE	19,647	17,847	1,800
OFFICE OF ENVIRONMENTAL SERVICES	12,435	11,258	1,177
OFFICE OF ENVIRONMENTAL ASSESSMENT	27,366	20,776	6,590
MANAGEMENT AND FINANCE	63,475	50,203	13,272
WILDLIFE AND FISHERIES - MANAGEMENT & FINANCE			
MANAGEMENT AND FINANCE	8,892	8,022	870
AUXILIARY	310	309	1
TOTAL MANAGEMENT AND FINANCE	<u>9,202</u>	<u>8,331</u>	<u>871</u>
WILDLIFE AND FISHERIES - SECRETARY			
ADMINISTRATION	533	531	2
ENFORCEMENT	19,315	18,064	1,251
MARKETING	1,167	807	360
TOTAL WILDLIFE AND FISHERIES - SECRETARY	<u>21,015</u>	<u>19,402</u>	<u>1,613</u>
OFFICE OF WILDLIFE	29,268	20,018	9,250
COASTAL & MARINE RESOURCES	20,917	14,088	6,829
SUBTOTAL CONSERVATION	<u>386,035</u>	<u>265,493</u>	<u>120,542</u>
EDUCATION:			
COLLEGES & UNIVERSITIES			
COLLEGES AND UNIVERSITIES	2,062,879	1,980,351	82,528
LOUISIANA SCHOOL FOR VISUALLY IMPAIRED			
ADMINISTRATION/SUPPORT SERVICES	1,399	1,361	38
INSTRUCTIONAL SERVICES	3,052	3,019	33
RESIDENTIAL SERVICES	1,402	1,398	4
TOTAL LOUISIANA SCHOOL FOR VISUALLY IMPAIRED	<u>5,853</u>	<u>5,778</u>	<u>75</u>
LOUISIANA SCHOOL FOR THE DEAF			
ADMINISTRATION/SUPPORT SERVICES	3,785	3,716	69
INSTRUCTIONAL SERVICES	8,501	8,443	58
RESIDENTIAL SERVICES	3,570	3,548	22
AUXILIARY PROGRAM	15	3	12
TOTAL LOUISIANA SCHOOL FOR THE DEAF	<u>15,871</u>	<u>15,710</u>	<u>161</u>
LOUISIANA SPECIAL EDUCATION CENTER			
ADMINISTRATION/SUPPORT SERVICES	1,984	1,984	-
INSTRUCTIONAL SERVICES	2,952	2,817	135

**STATE OF LOUISIANA
SCHEDULE OF REVENUES, EXPENDITURES,
AND CHANGES IN FUND BALANCES
BUDGET AND ACTUAL (NON-GAAP BASIS)
GENERAL FUND
FOR THE YEAR ENDED JUNE 30, 2003**

(EXPRESSED IN THOUSANDS)

	BUDGET	ACTUAL	VARIANCE FAVORABLE (UNFAVORABLE)
RESIDENTIAL SERVICES	3,324	3,324	-
TOTAL LOUISIANA SPECIAL EDUCATION CENTER	8,260	8,125	135
LOUISIANA MATH, SCIENCE, ARTS			
ADMINISTRATION/SUPPORT SERVICES	1,129	1,127	2
INSTRUCTIONAL SERVICES	3,503	3,422	81
RESIDENTIAL SERVICES	1,401	1,323	78
TELELEARNING	1,374	1,349	25
TOTAL LOUISIANA MATH, SCIENCE, ARTS	7,407	7,221	186
STUDENT FINANCIAL ASSISTANCE			
ADMINISTRATION/SUPPORT SERVICES	5,308	289	5,019
LOAN OPERATIONS	33,069	27,759	5,310
SCHOLARSHIPS/GRANTS	3,630	3,006	624
TOPS TUITION	103,806	104,111	(305)
TOTAL STUDENT FINANCIAL ASSISTANCE	145,813	135,165	10,648
LOUISIANA EDUCATIONAL T V AUTHORITY			
ADMINISTRATION/SUPPORT SERVICES	747	745	2
BROADCASTING	8,922	8,478	444
TOTAL LOUISIANA EDUCATIONAL T V AUTHORITY	9,669	9,223	446
COUNCIL FOR DEVELOPMENT OF FRENCH IN LOUISIANA			
ADMINISTRATION AND EDUCATION	330	322	8
BOARD OF ELEMENTARY & SECONDARY EDUCATION			
ADMINISTRATION	4,151	1,504	2,647
LOUISIANA QUALITY EDUCATION AND SUPPORT FUND	33,528	30,369	3,159
TOTAL BOARD OF ELEMENTARY & SECONDARY EDUCATION	37,679	31,873	5,806
LOUISIANA SYSTEMIC INITIATIVE PROGRAM			
INSTRUCTION	1,335	823	512
SUPPORT SERVICING	3,168	1,881	1,287
TOTAL LOUISIANA SYSTEMIC INITIATIVE PROGRAM	4,503	2,704	1,799
NEW ORLEANS CENTER FOR CREATIVE ARTS			
ADMINISTRATION/SUPPORT SERVICES	851	831	20
INSTRUCTIONAL SERVICES	3,620	3,518	102
TOTAL NEW ORLEANS CENTER FOR CREATIVE ARTS	4,471	4,349	122
LOUISIANA UNIVERSITY MARINE CONSORTIUM			
LOUISIANA UNIVERSITY MARINE CONSORTIUM	7,780	5,526	2,254
AUXILIARY PROGRAM	1,650	1,271	379
TOTAL LOUISIANA UNIVERSITY MARINE CONSORTIUM	9,430	6,797	2,633
EDUCATION - MANAGEMENT & FINANCE			
EXECUTIVE OFFICE	3,461	3,218	243
OFFICE OF MANAGEMENT AND FINANCE	22,753	17,841	4,912
OFFICE OF STUDENT AND SCHOOL PERF	37,533	32,581	4,952
OFFICE OF QUALITY EDUCATION	13,544	12,030	1,514
OFFICE OF SCHOOL AND COMMUNITY PARTNERSHIP	12,256	10,993	1,263
LA. CENTER FOR EDUCATION TECHNOLOGY	4,067	4,251	(184)
REGIONAL SERVICE CENTERS	5,655	3,181	2,474
AUXILIARY	234	103	131
UNALLOTTED	-	-	-
TOTAL EDUCATION - MANAGEMENT & FINANCE	99,503	84,198	15,305
SUBGRANTEE ASSISTANCE			
DISADVANTAGE/DISABLED STUDENT SUPPORT	442,868	359,216	83,652
QUALITY EDUCATORS	103,742	88,332	15,410
CLASSROOM TECHNOLOGY	17,490	11,256	6,234
SCHOOL ACCOUNTABILITY AND IMPROVEMENT	107,511	67,090	40,421
ADULT EDUCATION	30,271	26,649	3,622
SCHOOL AND COMMUNITY SUPPORT	371,152	339,863	31,289
TOTAL SUBGRANTEE ASSISTANCE	1,073,034	892,406	180,628

**STATE OF LOUISIANA
SCHEDULE OF REVENUES, EXPENDITURES,
AND CHANGES IN FUND BALANCES
BUDGET AND ACTUAL (NON-GAAP BASIS)
GENERAL FUND
FOR THE YEAR ENDED JUNE 30, 2003**

(EXPRESSED IN THOUSANDS)

	BUDGET	ACTUAL	VARIANCE FAVORABLE (UNFAVORABLE)
MINIMUM FOUNDATION PROGRAM	2,471,714	2,466,411	5,303
NON-PUBLIC EDUCATIONAL ASSISTANCE			
REQUIRED SERVICES	11,709	11,586	123
SCHOOL LUNCH SALARY SUPPLEMENTS	5,500	5,500	-
TRANSPORTATION	6,859	6,859	-
TEXTBOOKS ADMINISTRATION	209	199	10
TEXTBOOKS	3,513	3,367	146
TOTAL NON-PUBLIC EDUCATIONAL ASSISTANCE	27,790	27,511	279
SPECIAL SCHOOL DISTRICT.			
ADMINISTRATION	1,471	1,284	187
DISTRICT #2 INSTRUCTION	15,643	14,874	769
INSTRUCTION	5,864	5,594	270
TOTAL SPECIAL SCHOOL DISTRICT.	22,978	21,752	1,226
SUBTOTAL EDUCATION	6,007,184	5,699,896	307,288
INTERGOVERNMENTAL:			
SALES TAX DEDICATIONS			
OTHER REQUIREMENTS	29,580	26,169	3,411
PARISH TRANSPORTATION PROGRAM			
PARISH TRANSPORTATION PROGRAM	31,238	31,238	-
PARISH TRANSPORTATION - MASS TRANSIT	4,963	4,963	-
PARISH TRANSPORTATION - LOCAL MATCH RR & BRIDGES	3,000	3,000	-
TOTAL PARISH TRANSPORTATION PROGRAM	39,201	39,201	-
LOUISIANA HEALTH INSURANCE ASSN.			
STATE AID	2,000	2,000	-
INTERIM EMERGENCY BOARD			
BOARD	35	27	8
VIDEO DRAW POKER - LOCAL GOV. AID			
STATE AID	38,400	37,512	888
PATIENTS' COMPENSATION FUND			
OTHER REQUIREMENTS	75,000	77,231	(2,231)
2% FIRE INSURANCE PROGRAM			
STATE PAYMENTS	10,733	10,732	1
GOVERNOR'S CONFERENCE & INTERSTATE COMPACTS	440	177	263
EMERGENCY MEDICAL SERVICES	150	78	72
SUPPLEMENTAL PAYMENTS			
MUNICIPAL POLICE SUPPLEMENTAL PAY	22,136	22,082	54
FIREFIGHTERS SUPPLEMENTAL PAY	17,490	17,459	31
SHERIFF'S SUPPLEMENTAL PAY	27,737	27,649	88
SUPPLEMENTAL PAYMENTS	686	685	1
TOTAL SUPPLEMENTAL PAYMENTS	68,049	67,875	174
GENERAL OBLIGATION DEBT SERVICE			
BOND DEFEASANCE	95,395	-	95,395
STATE REVENUE SHARING	90,000	90,000	-
SCHEDULE 20- STATE AID	16,293	15,190	1,103
SUBTOTAL INTERGOVERNMENTAL	465,276	366,192	99,084

STATE OF LOUISIANA
SCHEDULE OF REVENUES, EXPENDITURES,
AND CHANGES IN FUND BALANCES
BUDGET AND ACTUAL (NON-GAAP BASIS)
GENERAL FUND
FOR THE YEAR ENDED JUNE 30, 2003

(EXPRESSED IN THOUSANDS)

	BUDGET	ACTUAL	VARIANCE FAVORABLE (UNFAVORABLE)
DEBT SERVICE:			
CORRECTIONS - DEBT SERVICE			
DEBT SERVICE	<u>5,958</u>	<u>5,574</u>	<u>384</u>
DOA - DEBT SERVICE & MAINTENANCE	<u>15,440</u>	<u>19,776</u>	<u>(4,336)</u>
PUBLIC SAFETY AND CORRECTIONS - DEBT SERVICE	<u>-</u>	<u>7,607</u>	<u>(7,607)</u>
GENERAL OBLIGATION DEBT SERVICE			
BOND DEFEASANCE	<u>-</u>	<u>95,395</u>	<u>(95,395)</u>
SUBTOTAL DEBT SERVICE	<u>21,398</u>	<u>128,352</u>	<u>(106,954)</u>
OTHER:			
DOA DEBT SERVICE AND MAINTENANCE			
OTHER CHARGES	<u>10,352</u>	<u>4,793</u>	<u>5,559</u>
SUBTOTAL OTHER	<u>10,352</u>	<u>4,793</u>	<u>5,559</u>
TOTAL EXPENDITURES	<u>16,911,267</u>	<u>15,609,579</u>	<u>1,301,688</u>
EXCESS (DEFICIENCY) OF REVENUES OVER EXPENDITURES	<u>(9,768,209)</u>	<u>(8,897,723)</u>	<u>870,486</u>
OTHER FINANCING SOURCES (USES):			
TRANSFERS IN - PRIMARY GOVERNMENT	9,712,716	9,373,162	(339,554)
TRANSFERS OUT - PRIMARY GOVERNMENT	(258,677)	(325,429)	(66,752)
TOTAL OTHER FINANCING SOURCES (USES)	<u>9,454,039</u>	<u>9,047,733</u>	<u>(406,306)</u>
EXCESS (DEFICIENCY) OF REVENUES AND OTHER FINANCING SOURCES OVER EXPENDITURES AND OTHER USES	<u>\$ (314,170)</u>	<u>\$ 150,010</u>	<u>\$ 464,180</u>

**COMBINED GENERAL FUND AND BOND SECURITY AND REDEMPTION FUND
COMPARATIVE BALANCE SHEET AT JUNE 30, 1999-2003**

(EXPRESSED IN THOUSANDS)

	2003(1)	2002(1)	2001(1)	2000(1)	1999(1)
ASSETS:					
Cash and Investments	\$ 394,945	\$ 449,590	\$ 517,848	\$ 187,746	\$ 170,448
Investments	60,243	58,418	53,665	36,938	32,097
Accounts Receivable	1,006,882	937,131	807,695	700,918	701,271
Loan to Providers	-	-	7,571	3,945	240
Due from Federal Government	629,018	637,024	571,207	559,173	476,905
Due from Other Funds	147,715	120,952	165,901	203,348	201,329
Amounts due from component units	2,153	-	-	-	-
Inventories-Regular	66,240	59,563	52,541	52,906	48,384
Other Assets	356	360	546	281	3,641
Total Assets	\$ 2,307,552	\$ 2,263,038	\$ 2,176,974	\$ 1,745,255	\$ 1,634,315
LIABILITIES AND FUND BALANCE:					
Accounts Payable and accruals	\$ 883,730	\$ 883,786	\$ 740,148	\$ 743,732	\$ 726,700
Other Payables	301,476	1,407	1,283	799	7,479
Refunds Payable	88,433	327,724	300,442	293,685	254,820
Deferred Revenue	222,580	173,225	18,896	20,568	17,316
Estimated Liability for Claims	78,320	82,592	123,103	88,037	59,768
Amounts due to component units	42,018	-	-	-	-
Due to Federal Government	83,109	83,148	39,928	51,895	36,418
Due to Other Funds	261,678	320,111	614,427	252,044	201,631
Total Liabilities	1,961,344	1,871,993	1,838,227	1,450,760	1,304,132
Fund Balance:					
Reserved	327,878	424,998	310,836	375,140	356,732
Unreserved-Designated	18,330	-	660	-	-
Unreserved-Undesignated	-	(33,953)	27,251	(80,645)	(26,549)
Total Fund Balance	346,208	391,045	338,747	294,495	330,183
Total Liabilities and Fund Balance	\$ 2,307,552	\$ 2,263,038	\$ 2,176,974	\$ 1,745,255	\$ 1,634,315

(1) As shown in CAFR of the indicated year but restated in the following year.

Source: Louisiana Division of Administration

**COMBINED GENERAL FUND AND BOND SECURITY AND REDEMPTION FUND
STATEMENT OF REVENUES, EXPENDITURES, AND CHANGES IN FUND BALANCE
FOR THE YEARS ENDED JUNE 30, 1999-2003**

(EXPRESSED IN THOUSANDS)

	2002-2003	2001-2002	2000-2001	1999-2000	1998-99
REVENUES:					
INTERGOVERNMENTAL REVENUES	\$ 6,277,804	\$ 5,776,688	\$ 5,020,814	\$ 4,557,004	\$ 4,458,317
TAXES:					
SALES TAX	2,497,566	2,625,455	2,664,821	2,313,475	2,257,344
SEVERANCE TAX	425,506	496,498	445,004	405,504	261,253
INDIVIDUAL INCOME TAX	1,802,778	1,779,506	1,750,261	1,582,130	1,522,541
CORPORATION INCOME TAX	198,716	262,897	298,785	171,658	180,858
GASOLINE/SPECIAL FUEL TAX	446,706	447,659	469,551	471,668	460,013
OTHER	791,990	824,644	713,741	745,184	833,376
GAMING	582,795	552,734	524,814	465,301	444,528
TOBACCO SETTLEMENT	66,234	1,135,519	141,262	174,735	-
USE OF MONEY AND PROPERTY:					
MINERAL RESOURCES	307,585	316,483	451,836	278,334	198,093
INTEREST INCOME	195,299	182,650	134,924	118,944	127,897
OTHER	101,414	29,381	77,113	48,916	69,705
LICENSES, PERMITS, AND FEES	501,462	491,526	466,002	464,265	447,699
SALE OF COMMODITIES/SERVICE	910,694	759,098	681,904	614,763	574,647
OTHER	762,651	1,188,255	787,482	329,109	330,878
TOTAL REVENUE	<u>15,869,200</u>	<u>16,868,993</u>	<u>14,628,314</u>	<u>12,740,990</u>	<u>12,167,149</u>
EXPENDITURES:					
GENERAL GOVERNMENT	2,121,596	1,872,348	1,811,091	1,641,857	1,560,067
CULTURE, RECREATION, TOURISM	60,647	59,745	52,033	56,715	54,867
TRANSPORTATION	323,289	303,177	301,090	289,538	279,518
PUBLIC SAFETY	221,504	223,170	193,831	187,412	179,542
HEALTH AND WELFARE	6,625,988	6,704,422	4,931,245	4,382,625	4,195,980
CORRECTIONS	611,685	594,467	569,342	578,765	487,964
CONSERVATION	234,402	219,965	182,962	203,230	187,032
EDUCATION	4,674,987	4,335,452	3,241,000	3,122,483	3,198,641
INTERGOVERNMENTAL	365,818	322,075	302,591	329,409	340,926
OTHER EXPENDITURES	5,349	2,042	4,910	3,791	3,348
DEBT SERVICE	450,562	329,360	293,209	116,239	256,292
RESIDUAL DEDICATIONS TO OTHER FUNDS	256,448	1,938,223	2,698,751	1,907,489	1,541,381
TOTAL EXPENDITURES	<u>15,952,275</u>	<u>16,904,446</u>	<u>14,582,055</u>	<u>12,819,553</u>	<u>12,285,558</u>
EXCESS(DEFICIENCY) OF REVENUES OVER EXPENDITURES	<u>(83,075)</u>	<u>(35,453)</u>	<u>46,259</u>	<u>(78,563)</u>	<u>(118,409)</u>
OTHER FINANCING SOURCES (USES):					
PAYMENTS TO REFUNDED BOND ESCROW AGENT	-	-	(131,440)	-	-
BOND PROCEEDS	20,525	-	132,219	-	-
OTHER	3,654	8,093	9,281	53,938	11,829
TOTAL OTHER FINANCING SOURCES (USES)	<u>24,179</u>	<u>8,093</u>	<u>10,060</u>	<u>53,938</u>	<u>11,829</u>
EXCESS (DEFICIENCY) OF REVENUES AND OTHER SOURCES OVER EXPENDITURES AND OTHER USES	<u>(58,896)</u>	<u>(27,360)</u>	<u>56,319</u>	<u>(24,625)</u>	<u>(106,580)</u>
FUND BALANCE (DEFICIT) AT BEGINNING OF YEAR	391,045	-	294,495	330,183	437,552
RESTATEMENT EFFECT ON BEGINNING FUND BALANCE	7,382	411,383	(11,702)	(6,525)	(2,077)
EQUITY TRANSFERS	-	-	-	(10,163)	202
INCREASE/DECREASE IN RESERVE FOR INVENTORY	6,677	7,022	(365)	5,625	1,086
FUND BALANCE(DEFICIT) AT END OF YEAR (2)	<u>\$ 346,208</u>	<u>\$ 391,045</u>	<u>\$ 338,747</u>	<u>\$ 294,495</u>	<u>\$ 330,183</u>

In all years, for the purpose of this comparison, transfers have been reclassified as revenue/expenditures with interfund elimination and the Fund Balances are restated the following year.

Source: Louisiana Division of Administration

**STATE OF LOUISIANA
BALANCE SHEET
PARISH AND MUNICIPALITIES FUNDS
JUNE 30, 2003**

(EXPRESSED IN THOUSANDS)

	Acadia Parish Visitor Enterprise	Alexandria/ Pineville Area Tourism	Alexandria/ Pineville Exhibition Hall Fund	Allen Parish Capital Improvements	Ascension Parish Visitor Enterprise	Avoyelles Parish Visitor Enterprise
ASSETS						
CASH AND CASH EQUIVALENTS	\$ 25	\$ 26	\$ 34	\$ 68	\$ 88	\$ 9
DUE FROM OTHER FUNDS	<u>12</u>	<u>19</u>	<u>23</u>	<u>50</u>	<u>62</u>	<u>8</u>
TOTAL ASSETS	\$ <u>37</u>	\$ <u>45</u>	\$ <u>57</u>	\$ <u>118</u>	\$ <u>150</u>	\$ <u>17</u>
LIABILITIES AND FUND BALANCES						
LIABILITIES:						
ACCOUNTS PAYABLE AND ACCRUALS DUE TO OTHER FUNDS	\$ -	\$ -	\$ -	\$ -	\$ -	\$ -
	<u>-</u>	<u>45</u>	<u>57</u>	<u>118</u>	<u>150</u>	<u>17</u>
TOTAL LIABILITIES	-	45	57	118	150	17
FUND BALANCES:						
UNDESIGNATED	<u>37</u>	-	-	-	-	-
TOTAL FUND BALANCES	37	-	-	-	-	-
TOTAL LIABILITIES AND FUND BALANCES	\$ <u>37</u>	\$ <u>45</u>	\$ <u>57</u>	\$ <u>118</u>	\$ <u>150</u>	\$ <u>17</u>

**STATE OF LOUISIANA
STATEMENT OF REVENUES, EXPENDITURES,
AND CHANGES IN FUND BALANCE
PARISH AND MUNICIPALITIES FUNDS
FOR THE YEAR ENDED JUNE 30, 2003**

(EXPRESSED IN THOUSANDS)

	Acadia Parish Visitor Enterprise	Alexandria/ Pineville Area Tourism	Alexandria/ Pineville Exhibition Hall Fund	Allen Parish Capital Improvements	Ascension Parish Visitor Enterprise	Avoyelles Parish Visitor Enterprise
EXPENDITURES:						
OTHER	\$ -	\$ -	\$ -	\$ -	\$ -	\$ -
TOTAL EXPENDITURES	-	-	-	-	-	-
EXCESS (DEFICIENCY) OF REVENUES OVER EXPENDITURES	-	-	-	-	-	-
OTHER FINANCING SOURCES (USES):						
TRANSFERS IN	92	91	116	251	272	55
TRANSFERS OUT	<u>(55)</u>	<u>(91)</u>	<u>(116)</u>	<u>(251)</u>	<u>(272)</u>	<u>(55)</u>
TOTAL OTHER FINANCING SOURCES (USES)	37	-	-	-	-	-
NET CHANGE IN FUND BALANCE	37	-	-	-	-	-
FUND BALANCES AT BEGINNING OF YEAR	-	-	-	-	-	-
FUND BALANCES AT END OF YEAR	\$ <u>37</u>	\$ -	\$ -	\$ -	\$ -	\$ -

Baker Economic Development Fund	Bastrop Municipal Center	Beauregard Parish Community Improvement	Bienville Parish Tourism and Economic Development	Bossier City Riverfront and Civic Center	Calcasieu Visitor Enterprise	Caldwell Parish Economic Development	Cameron Parish Tourism Development Fund	Concordia Parish Economic Development Fund
\$ 6	\$ 4	\$ 14	\$ 4	\$ 251	\$ 58	\$ -	\$ 5	\$ 14
<u>11</u>	<u>3</u>	<u>11</u>	<u>3</u>	<u>174</u>	<u>45</u>	<u>-</u>	<u>4</u>	<u>11</u>
<u>\$ 17</u>	<u>\$ 7</u>	<u>\$ 25</u>	<u>\$ 7</u>	<u>\$ 425</u>	<u>\$ 103</u>	<u>\$ -</u>	<u>\$ 9</u>	<u>\$ 25</u>
\$ -	\$ -	\$ -	\$ -	\$ -	\$ -	\$ -	\$ -	\$ -
<u>17</u>	<u>7</u>	<u>25</u>	<u>7</u>	<u>425</u>	<u>80</u>	<u>-</u>	<u>9</u>	<u>15</u>
<u>17</u>	<u>7</u>	<u>25</u>	<u>7</u>	<u>425</u>	<u>80</u>	<u>-</u>	<u>9</u>	<u>15</u>
-	-	-	-	-	23	-	-	10
-	-	-	-	-	23	-	-	10
<u>\$ 17</u>	<u>\$ 7</u>	<u>\$ 25</u>	<u>\$ 7</u>	<u>\$ 425</u>	<u>\$ 103</u>	<u>\$ -</u>	<u>\$ 9</u>	<u>\$ 25</u>

Baker Economic Development Fund	Bastrop Municipal Center	Beauregard Parish Community Improvement	Bienville Parish Tourism and Economic Development	Bossier City Riverfront and Civic Center	Calcasieu Visitor Enterprise	Caldwell Parish Economic Development	Cameron Parish Tourism Development Fund	Concordia Parish Economic Development Fund
\$ -	\$ -	\$ -	\$ -	\$ -	\$ -	\$ -	\$ -	\$ -
<u>-</u>	<u>-</u>	<u>-</u>	<u>-</u>	<u>-</u>	<u>-</u>	<u>-</u>	<u>-</u>	<u>-</u>
-	-	-	-	-	-	-	-	-
40	15	52	16	982	223	1	18	30
<u>(40)</u>	<u>(24)</u>	<u>(52)</u>	<u>(16)</u>	<u>(982)</u>	<u>(200)</u>	<u>(1)</u>	<u>(18)</u>	<u>(20)</u>
-	(9)	-	-	-	23	-	-	10
-	(9)	-	-	-	23	-	-	10
-	9	-	-	-	-	-	-	-
<u>\$ -</u>	<u>\$ -</u>	<u>\$ -</u>	<u>\$ -</u>	<u>\$ -</u>	<u>\$ 23</u>	<u>\$ -</u>	<u>\$ -</u>	<u>\$ 10</u>

**STATE OF LOUISIANA
BALANCE SHEET
PARISH AND MUNICIPALITIES FUNDS
JUNE 30, 2003**

(EXPRESSED IN THOUSANDS)

	Desoto Parish Visitor Enterprise	East Baton Rouge Parish Community Improvement	East Baton Rouge Parish Enhancement	East Baton Rouge Parish Riverside Centroplex Fund	East Carroll Parish Visitor Enterprise	East Feliciana Tourist Commission
ASSETS						
CASH AND CASH EQUIVALENTS	\$ 9	\$ 354	\$ 177	\$ 172	\$ 2	\$ 1
DUE FROM OTHER FUNDS	<u>6</u>	<u>299</u>	<u>149</u>	<u>145</u>	<u>2</u>	<u>-</u>
TOTAL ASSETS	\$ <u>15</u>	\$ <u>653</u>	\$ <u>326</u>	\$ <u>317</u>	\$ <u>4</u>	\$ <u>1</u>
LIABILITIES AND FUND BALANCES						
LIABILITIES:						
ACCOUNTS PAYABLE AND ACCRUALS DUE TO OTHER FUNDS	\$ -	\$ -	\$ -	\$ -	\$ -	\$ -
	<u>15</u>	<u>653</u>	<u>326</u>	<u>317</u>	<u>4</u>	<u>1</u>
TOTAL LIABILITIES	<u>15</u>	<u>653</u>	<u>326</u>	<u>317</u>	<u>4</u>	<u>1</u>
FUND BALANCES:						
UNDESIGNATED	-	-	-	-	-	-
TOTAL FUND BALANCES	-	-	-	-	-	-
TOTAL LIABILITIES AND FUND BALANCES	\$ <u>15</u>	\$ <u>653</u>	\$ <u>326</u>	\$ <u>317</u>	\$ <u>4</u>	\$ <u>1</u>

**STATE OF LOUISIANA
STATEMENT OF REVENUES, EXPENDITURES,
AND CHANGES IN FUND BALANCE
PARISH AND MUNICIPALITIES FUNDS
FOR THE YEAR ENDED JUNE 30, 2003**

(EXPRESSED IN THOUSANDS)

	Desoto Parish Visitor Enterprise	East Baton Rouge Parish Community Improvement	East Baton Rouge Parish Enhancement	East Baton Rouge Parish Riverside Centroplex Fund	East Carroll Parish Visitor Enterprise	East Feliciana Tourist Commission
EXPENDITURES:						
OTHER	\$ -	\$ -	\$ -	\$ -	\$ -	\$ -
TOTAL EXPENDITURES	-	-	-	-	-	-
EXCESS (DEFICIENCY) OF REVENUES OVER EXPENDITURES	-	-	-	-	-	-
OTHER FINANCING SOURCES (USES):						
TRANSFERS IN	28	1,458	729	707	8	2
TRANSFERS OUT	<u>(28)</u>	<u>(1,458)</u>	<u>(729)</u>	<u>(707)</u>	<u>(8)</u>	<u>(2)</u>
TOTAL OTHER FINANCING SOURCES (USES)	-	-	-	-	-	-
NET CHANGE IN FUND BALANCE	-	-	-	-	-	-
FUND BALANCES AT BEGINNING OF YEAR	-	-	-	-	-	-
FUND BALANCES AT END OF YEAR	\$ -	\$ -	\$ -	\$ -	\$ -	\$ -

Evangeline Visitor Enterprise Fund	Franklin Parish Visitor Enterprise	Gretna Tourist Commission Enterprise Account	Houma Area Convention and Visitors Bureau	Iberia Parish Tourist Commission	Iberville Parish Visitor Enterprise Fund	Jackson Parish Economic Development and Tourism	Jefferson Davis Parish Visitor Enterprise	Jefferson Parish Convention Center Fund
\$ 32	\$ 7	\$ 14	\$ 84	\$ 50	\$ -	\$ 9	\$ 67	\$ 443
<u>6</u>	<u>5</u>	<u>10</u>	<u>32</u>	<u>40</u>	<u>-</u>	<u>1</u>	<u>37</u>	<u>271</u>
<u>\$ 38</u>	<u>\$ 12</u>	<u>\$ 24</u>	<u>\$ 116</u>	<u>\$ 90</u>	<u>\$ -</u>	<u>\$ 10</u>	<u>\$ 104</u>	<u>\$ 714</u>
\$ -	\$ -	\$ -	\$ -	\$ -	\$ -	\$ -	\$ -	\$ -
<u>-</u>	<u>12</u>	<u>24</u>	<u>116</u>	<u>58</u>	<u>-</u>	<u>-</u>	<u>-</u>	<u>714</u>
<u>-</u>	<u>12</u>	<u>24</u>	<u>116</u>	<u>58</u>	<u>-</u>	<u>-</u>	<u>-</u>	<u>714</u>
<u>38</u>	<u>-</u>	<u>-</u>	<u>-</u>	<u>32</u>	<u>-</u>	<u>10</u>	<u>104</u>	<u>-</u>
<u>38</u>	<u>-</u>	<u>-</u>	<u>-</u>	<u>32</u>	<u>-</u>	<u>10</u>	<u>104</u>	<u>-</u>
<u>\$ 38</u>	<u>\$ 12</u>	<u>\$ 24</u>	<u>\$ 116</u>	<u>\$ 90</u>	<u>\$ -</u>	<u>\$ 10</u>	<u>\$ 104</u>	<u>\$ 714</u>

Evangeline Visitor Enterprise Fund	Franklin Parish Visitor Enterprise	Gretna Tourist Commission Enterprise Account	Houma Area Convention and Visitors Bureau	Iberia Parish Tourist Commission	Iberville Parish Visitor Enterprise Fund	Jackson Parish Economic Development and Tourism	Jefferson Davis Parish Visitor Enterprise	Jefferson Parish Convention Center Fund
\$ -	\$ -	\$ -	\$ -	\$ -	\$ -	\$ -	\$ -	\$ -
<u>-</u>	<u>-</u>	<u>-</u>	<u>-</u>	<u>-</u>	<u>-</u>	<u>-</u>	<u>-</u>	<u>-</u>
<u>-</u>	<u>-</u>	<u>-</u>	<u>-</u>	<u>-</u>	<u>-</u>	<u>-</u>	<u>-</u>	<u>-</u>
30	23	53	160	214	-	9	152	1,591
<u>(25)</u>	<u>(24)</u>	<u>(53)</u>	<u>(160)</u>	<u>(225)</u>	<u>-</u>	<u>(6)</u>	<u>(145)</u>	<u>(1,692)</u>
<u>5</u>	<u>(1)</u>	<u>-</u>	<u>-</u>	<u>(11)</u>	<u>-</u>	<u>3</u>	<u>7</u>	<u>(101)</u>
<u>5</u>	<u>(1)</u>	<u>-</u>	<u>-</u>	<u>(11)</u>	<u>-</u>	<u>3</u>	<u>7</u>	<u>(101)</u>
<u>33</u>	<u>1</u>	<u>-</u>	<u>-</u>	<u>43</u>	<u>-</u>	<u>7</u>	<u>97</u>	<u>101</u>
<u>\$ 38</u>	<u>\$ -</u>	<u>\$ -</u>	<u>\$ -</u>	<u>\$ 32</u>	<u>\$ -</u>	<u>\$ 10</u>	<u>\$ 104</u>	<u>\$ -</u>

**STATE OF LOUISIANA
BALANCE SHEET
PARISH AND MUNICIPALITIES FUNDS
JUNE 30, 2003**

(EXPRESSED IN THOUSANDS)

	Lafayette Parish Visitor Enterprise	Lafourche Parish Association for Retarded Citizens (ARC) Training & Development Fund	Lafourche Parish Enterprise Fund	Lake Charles Civic Center	LaSalle Economic Development District Fund	Lincoln Parish Municipalities Fund
ASSETS						
CASH AND CASH EQUIVALENTS	\$ 426	\$ 20	\$ 21	\$ 52	\$ 3	\$ 30
DUE FROM OTHER FUNDS	<u>298</u>	<u>16</u>	<u>16</u>	<u>42</u>	<u>3</u>	<u>17</u>
TOTAL ASSETS	\$ <u>724</u>	\$ <u>36</u>	\$ <u>37</u>	\$ <u>94</u>	\$ <u>6</u>	\$ <u>47</u>
LIABILITIES AND FUND BALANCES						
LIABILITIES:						
ACCOUNTS PAYABLE AND ACCRUALS DUE TO OTHER FUNDS	\$ -	\$ -	\$ -	\$ -	\$ -	\$ -
	<u>724</u>	<u>36</u>	<u>37</u>	<u>92</u>	<u>5</u>	<u>40</u>
TOTAL LIABILITIES	<u>724</u>	<u>36</u>	<u>37</u>	<u>92</u>	<u>5</u>	<u>40</u>
FUND BALANCES:						
UNDESIGNATED	-	-	-	2	1	7
TOTAL FUND BALANCES	<u>-</u>	<u>-</u>	<u>-</u>	<u>2</u>	<u>1</u>	<u>7</u>
TOTAL LIABILITIES AND FUND BALANCES	\$ <u>724</u>	\$ <u>36</u>	\$ <u>37</u>	\$ <u>94</u>	\$ <u>6</u>	\$ <u>47</u>

**STATE OF LOUISIANA
STATEMENT OF REVENUES, EXPENDITURES,
AND CHANGES IN FUND BALANCE
PARISH AND MUNICIPALITIES FUNDS
FOR THE YEAR ENDED JUNE 30, 2003**

(EXPRESSED IN THOUSANDS)

	Lafayette Parish Visitor Enterprise	Lafourche Parish Association for Retarded Citizens (ARC) Training & Development Fund	Lafourche Parish Enterprise Fund	Lake Charles Civic Center	LaSalle Economic Development District Fund	Lincoln Parish Municipalities Fund
EXPENDITURES:						
OTHER	\$ -	\$ -	\$ -	\$ -	\$ -	\$ -
TOTAL EXPENDITURES	<u>-</u>	<u>-</u>	<u>-</u>	<u>-</u>	<u>-</u>	<u>-</u>
EXCESS (DEFICIENCY) OF REVENUES OVER EXPENDITURES	<u>-</u>	<u>-</u>	<u>-</u>	<u>-</u>	<u>-</u>	<u>-</u>
OTHER FINANCING SOURCES (USES):						
TRANSFERS IN	1,514	78	73	202	16	103
TRANSFERS OUT	<u>(1,514)</u>	<u>(78)</u>	<u>(83)</u>	<u>(200)</u>	<u>(25)</u>	<u>(125)</u>
TOTAL OTHER FINANCING SOURCES (USES)	<u>-</u>	<u>-</u>	<u>(10)</u>	<u>2</u>	<u>(9)</u>	<u>(22)</u>
NET CHANGE IN FUND BALANCE	-	-	(10)	2	(9)	(22)
FUND BALANCES AT BEGINNING OF YEAR	<u>-</u>	<u>-</u>	<u>10</u>	<u>-</u>	<u>10</u>	<u>29</u>
FUND BALANCES AT END OF YEAR	\$ <u>-</u>	\$ <u>-</u>	\$ <u>-</u>	\$ <u>2</u>	\$ <u>1</u>	\$ <u>7</u>

Lincoln Parish Visitor Enterprise Fund	Livingston Parish Tourism & Economic Development Fund	Madison Parish Visitor Enterprise Fund	Ernest N. Morial Convention Center Phase IV Expansion Project Fund	Morehouse Parish Visitor Enterprise Fund	Natchitoches Historic District Development Fund	Natchitoches Parish Visitor Enterprise	New Orleans Area Tourism & Economic Development	New Orleans Metropolitan Convention and Visitors Bureau
\$ 31	\$ 29	\$ 12	\$ -	\$ 4	\$ 35	\$ 12	\$ 161	\$ 2,263
<u>18</u>	<u>22</u>	<u>6</u>	<u>-</u>	<u>3</u>	<u>36</u>	<u>12</u>	<u>-</u>	<u>1,200</u>
<u>\$ 49</u>	<u>\$ 51</u>	<u>\$ 18</u>	<u>\$ -</u>	<u>\$ 7</u>	<u>\$ 71</u>	<u>\$ 24</u>	<u>\$ 161</u>	<u>\$ 3,463</u>

\$ -	\$ -	\$ -	\$ -	\$ -	\$ -	\$ -	\$ -	\$ -
<u>49</u>	<u>51</u>	<u>7</u>	<u>-</u>	<u>7</u>	<u>-</u>	<u>24</u>	<u>42</u>	<u>3,463</u>
<u>49</u>	<u>51</u>	<u>7</u>	<u>-</u>	<u>7</u>	<u>-</u>	<u>24</u>	<u>42</u>	<u>3,463</u>
-	-	11	-	-	71	-	119	-
-	-	11	-	-	71	-	119	-
<u>\$ 49</u>	<u>\$ 51</u>	<u>\$ 18</u>	<u>\$ -</u>	<u>\$ 7</u>	<u>\$ 71</u>	<u>\$ 24</u>	<u>\$ 161</u>	<u>\$ 3,463</u>

Lincoln Parish Visitor Enterprise Fund	Livingston Parish Tourism & Economic Development Fund	Madison Parish Visitor Enterprise Fund	Ernest N. Morial Convention Center Phase IV Expansion Project Fund	Morehouse Parish Visitor Enterprise Fund	Natchitoches Historic District Development Fund	Natchitoches Parish Visitor Enterprise	New Orleans Area Tourism & Economic Development	New Orleans Metropolitan Convention and Visitors Bureau
\$ -	\$ -	\$ -	\$ -	\$ -	\$ -	\$ -	\$ -	\$ -
<u>-</u>	<u>-</u>	<u>-</u>	<u>-</u>	<u>-</u>	<u>-</u>	<u>-</u>	<u>-</u>	<u>-</u>
-	-	-	-	-	-	-	-	-
105	105	45	2,000	15	156	52	-	6,967
<u>(105)</u>	<u>(122)</u>	<u>(63)</u>	<u>(2,000)</u>	<u>(37)</u>	<u>(225)</u>	<u>(70)</u>	<u>(3,404)</u>	<u>(8,149)</u>
-	(17)	(18)	-	(22)	(69)	(18)	(3,404)	(1,182)
-	(17)	(18)	-	(22)	(69)	(18)	(3,404)	(1,182)
-	17	29	-	22	140	18	3,523	1,182
<u>\$ -</u>	<u>\$ -</u>	<u>\$ 11</u>	<u>\$ -</u>	<u>\$ -</u>	<u>\$ 71</u>	<u>\$ -</u>	<u>\$ 119</u>	<u>\$ -</u>

**STATE OF LOUISIANA
BALANCE SHEET
PARISH AND MUNICIPALITIES FUNDS
JUNE 30, 2003**

(EXPRESSED IN THOUSANDS)

	New Orleans Sports Franchise Fund	Ouachita Parish Visitor Enterprise Fund	Pineville Economic Development	Plaquemines Parish Visitor Enterprise Fund	Pointe Coupee Parish Visitor Enterprise	Rapides Parish Coliseum
ASSETS						
CASH AND CASH EQUIVALENTS	\$ -	\$ 211	\$ 26	\$ 36	\$ 1	\$ 9
DUE FROM OTHER FUNDS	<u>1,248</u>	<u>172</u>	<u>19</u>	<u>33</u>	<u>2</u>	<u>6</u>
TOTAL ASSETS	\$ <u>1,248</u>	\$ <u>383</u>	\$ <u>45</u>	\$ <u>69</u>	\$ <u>3</u>	\$ <u>15</u>
LIABILITIES AND FUND BALANCES						
LIABILITIES:						
ACCOUNTS PAYABLE AND ACCRUALS DUE TO OTHER FUNDS	\$ 20	\$ -	\$ -	\$ -	\$ -	\$ -
	<u>1,228</u>	<u>200</u>	<u>45</u>	<u>69</u>	<u>3</u>	<u>15</u>
TOTAL LIABILITIES	<u>1,248</u>	<u>200</u>	<u>45</u>	<u>69</u>	<u>3</u>	<u>15</u>
FUND BALANCES:						
UNDESIGNATED	-	183	-	-	-	-
TOTAL FUND BALANCES	-	183	-	-	-	-
TOTAL LIABILITIES AND FUND BALANCES	\$ <u>1,248</u>	\$ <u>383</u>	\$ <u>45</u>	\$ <u>69</u>	\$ <u>3</u>	\$ <u>15</u>

**STATE OF LOUISIANA
STATEMENT OF REVENUES, EXPENDITURES,
AND CHANGES IN FUND BALANCE
PARISH AND MUNICIPALITIES FUNDS
FOR THE YEAR ENDED JUNE 30, 2003**

(EXPRESSED IN THOUSANDS)

	New Orleans Sports Franchise Fund	Ouachita Parish Visitor Enterprise Fund	Pineville Economic Development	Plaquemines Parish Visitor Enterprise Fund	Pointe Coupee Parish Visitor Enterprise	Rapides Parish Coliseum
EXPENDITURES:						
OTHER	\$ 7,209	\$ -	\$ -	\$ -	\$ -	\$ -
TOTAL EXPENDITURES	<u>7,209</u>	<u>-</u>	<u>-</u>	<u>-</u>	<u>-</u>	<u>-</u>
EXCESS (DEFICIENCY) OF REVENUES OVER EXPENDITURES	<u>(7,209)</u>	<u>-</u>	<u>-</u>	<u>-</u>	<u>-</u>	<u>-</u>
OTHER FINANCING SOURCES (USES):						
TRANSFERS IN	8,438	788	91	147	8	30
TRANSFERS OUT	<u>(1,229)</u>	<u>(875)</u>	<u>(91)</u>	<u>(147)</u>	<u>(8)</u>	<u>(30)</u>
TOTAL OTHER FINANCING SOURCES (USES)	<u>7,209</u>	<u>(87)</u>	<u>-</u>	<u>-</u>	<u>-</u>	<u>-</u>
NET CHANGE IN FUND BALANCE	-	(87)	-	-	-	-
FUND BALANCES AT BEGINNING OF YEAR	-	270	-	-	-	-
FUND BALANCES AT END OF YEAR	\$ -	\$ 183	\$ -	\$ -	\$ -	\$ -

Rapides Parish Economic Development	Red River Visitor Enterprise Fund	Richland Parish Visitor Enterprise Fund	River Parishes Convention, Tourist, and Visitors Commission	Sabine Parish Tourism Improvement Fund	Shreveport Bossier City Visitor Enterprise	Shreveport Riverfront and Convention Center and Independence Stadium	St. Bernard Parish Enterprise	St. Charles Parish Enterprise
\$ 44	\$ 1	\$ 19	\$ 57	\$ 25	\$ 67	\$ 233	\$ 13	\$ 11
<u>31</u>	<u>1</u>	<u>16</u>	<u>11</u>	<u>29</u>	<u>53</u>	<u>193</u>	<u>9</u>	<u>8</u>
<u>\$ 75</u>	<u>\$ 2</u>	<u>\$ 35</u>	<u>\$ 68</u>	<u>\$ 54</u>	<u>\$ 120</u>	<u>\$ 426</u>	<u>\$ 22</u>	<u>\$ 19</u>

\$ -	\$ -	\$ -	\$ -	\$ -	\$ -	\$ -	\$ -	\$ -
<u>75</u>	<u>2</u>	<u>-</u>	<u>-</u>	<u>-</u>	<u>120</u>	<u>402</u>	<u>22</u>	<u>19</u>
<u>75</u>	<u>2</u>	<u>-</u>	<u>-</u>	<u>-</u>	<u>120</u>	<u>402</u>	<u>22</u>	<u>19</u>
<u>-</u>	<u>-</u>	<u>35</u>	<u>68</u>	<u>54</u>	<u>-</u>	<u>24</u>	<u>-</u>	<u>-</u>
<u>-</u>	<u>-</u>	<u>35</u>	<u>68</u>	<u>54</u>	<u>-</u>	<u>24</u>	<u>-</u>	<u>-</u>
<u>\$ 75</u>	<u>\$ 2</u>	<u>\$ 35</u>	<u>\$ 68</u>	<u>\$ 54</u>	<u>\$ 120</u>	<u>\$ 426</u>	<u>\$ 22</u>	<u>\$ 19</u>

Rapides Parish Economic Development	Red River Visitor Enterprise Fund	Richland Parish Visitor Enterprise Fund	River Parishes Convention, Tourist, and Visitors Commission	Sabine Parish Tourism Improvement Fund	Shreveport Bossier City Visitor Enterprise	Shreveport Riverfront and Convention Center and Independence Stadium	St. Bernard Parish Enterprise	St. Charles Parish Enterprise
\$ -	\$ -	\$ -	\$ -	\$ -	\$ -	\$ -	\$ -	\$ -
<u>-</u>	<u>-</u>	<u>-</u>	<u>-</u>	<u>-</u>	<u>-</u>	<u>-</u>	<u>-</u>	<u>-</u>
<u>-</u>	<u>-</u>	<u>-</u>	<u>-</u>	<u>-</u>	<u>-</u>	<u>-</u>	<u>-</u>	<u>-</u>
<u>151</u>	<u>5</u>	<u>72</u>	<u>61</u>	<u>105</u>	<u>190</u>	<u>865</u>	<u>45</u>	<u>36</u>
<u>(151)</u>	<u>(5)</u>	<u>(95)</u>	<u>(75)</u>	<u>(100)</u>	<u>(190)</u>	<u>(846)</u>	<u>(62)</u>	<u>(36)</u>
<u>-</u>	<u>-</u>	<u>(23)</u>	<u>(14)</u>	<u>5</u>	<u>-</u>	<u>19</u>	<u>(17)</u>	<u>-</u>
<u>-</u>	<u>-</u>	<u>(23)</u>	<u>(14)</u>	<u>5</u>	<u>-</u>	<u>19</u>	<u>(17)</u>	<u>-</u>
<u>-</u>	<u>-</u>	<u>58</u>	<u>82</u>	<u>49</u>	<u>-</u>	<u>5</u>	<u>17</u>	<u>-</u>
<u>\$ -</u>	<u>\$ -</u>	<u>\$ 35</u>	<u>\$ 68</u>	<u>\$ 54</u>	<u>\$ -</u>	<u>\$ 24</u>	<u>\$ -</u>	<u>\$ -</u>

**STATE OF LOUISIANA
BALANCE SHEET
PARISH AND MUNICIPALITIES FUNDS
JUNE 30, 2003**

(EXPRESSED IN THOUSANDS)	St. Francisville Economic Development	St. Helena Parish Tourist Commission	St. James Parish Enterprise	St. John the Baptist Convention Facility	St. Landry Parish Historical Development	St. Martin Parish Enterprise Fund
ASSETS						
CASH AND CASH EQUIVALENTS DUE FROM OTHER FUNDS	\$ 24 <u>25</u>	\$ - <u>-</u>	\$ - <u>-</u>	\$ 50 <u>24</u>	\$ 108 <u>37</u>	\$ 34 <u>18</u>
TOTAL ASSETS	\$ 49	\$ -	\$ -	\$ 74	\$ 145	\$ 52
LIABILITIES AND FUND BALANCES						
LIABILITIES:						
ACCOUNTS PAYABLE AND ACCRUALS DUE TO OTHER FUNDS	\$ - <u>41</u>	\$ - <u>-</u>	\$ - <u>-</u>	\$ - <u>59</u>	\$ - <u>-</u>	\$ - <u>-</u>
TOTAL LIABILITIES	41	-	-	59	-	-
FUND BALANCES:						
UNDESIGNATED	<u>8</u>	<u>-</u>	<u>-</u>	<u>15</u>	<u>145</u>	<u>52</u>
TOTAL FUND BALANCES	8	-	-	15	145	52
TOTAL LIABILITIES AND FUND BALANCES	\$ 49	\$ -	\$ -	\$ 74	\$ 145	\$ 52

**STATE OF LOUISIANA
STATEMENT OF REVENUES, EXPENDITURES,
AND CHANGES IN FUND BALANCE
PARISH AND MUNICIPALITIES FUNDS
FOR THE YEAR ENDED JUNE 30, 2003**

(EXPRESSED IN THOUSANDS)	St. Francisville Economic Development	St. Helena Parish Tourist Commission	St. James Parish Enterprise	St. John the Baptist Convention Facility	St. Landry Parish Historical Development	St. Martin Parish Enterprise Fund
EXPENDITURES:						
OTHER	\$ -	\$ -	\$ -	\$ -	\$ -	\$ -
TOTAL EXPENDITURES	-	-	-	-	-	-
EXCESS (DEFICIENCY) OF REVENUES OVER EXPENDITURES	-	-	-	-	-	-
OTHER FINANCING SOURCES (USES):						
TRANSFERS IN	106	-	-	145	162	72
TRANSFERS OUT	<u>(115)</u>	<u>-</u>	<u>-</u>	<u>(130)</u>	<u>(100)</u>	<u>(65)</u>
TOTAL OTHER FINANCING SOURCES (USES)	(9)	-	-	15	62	7
NET CHANGE IN FUND BALANCE	(9)	-	-	15	62	7
FUND BALANCES AT BEGINNING OF YEAR	17	-	-	-	83	45
FUND BALANCES AT END OF YEAR	\$ 8	\$ -	\$ -	\$ 15	\$ 145	\$ 52

St. Mary Parish Visitor Enterprise	St. Tammany Parish Fund	Tangipahoa Parish Economic Development	Tangipahoa Parish Tourist Commission Fund	Tensas Parish Visitor Enterprise	Terrebonne Parish Visitor Enterprise	Town of Grand Isle Tourist Commission Enterprise Account	Town of Homer Economic Development Fund	Union Parish Visitor Enterprise
\$ 73	\$ 188	\$ 20	\$ 60	\$ -	\$ 41	\$ 1	\$ 4	\$ 5
<u>70</u>	<u>173</u>	<u>21</u>	<u>63</u>	<u>-</u>	<u>31</u>	<u>2</u>	<u>3</u>	<u>5</u>
<u>\$ 143</u>	<u>\$ 361</u>	<u>\$ 41</u>	<u>\$ 123</u>	<u>\$ -</u>	<u>\$ 72</u>	<u>\$ 3</u>	<u>\$ 7</u>	<u>\$ 10</u>

\$ -	\$ -	\$ -	\$ -	\$ -	\$ -	\$ -	\$ -	\$ -
<u>90</u>	<u>361</u>	<u>36</u>	<u>123</u>	<u>-</u>	<u>72</u>	<u>3</u>	<u>4</u>	<u>10</u>
<u>90</u>	<u>361</u>	<u>36</u>	<u>123</u>	<u>-</u>	<u>72</u>	<u>3</u>	<u>4</u>	<u>10</u>
<u>53</u>	<u>-</u>	<u>5</u>	<u>-</u>	<u>-</u>	<u>-</u>	<u>-</u>	<u>3</u>	<u>-</u>
<u>53</u>	<u>-</u>	<u>5</u>	<u>-</u>	<u>-</u>	<u>-</u>	<u>-</u>	<u>3</u>	<u>-</u>
<u>\$ 143</u>	<u>\$ 361</u>	<u>\$ 41</u>	<u>\$ 123</u>	<u>\$ -</u>	<u>\$ 72</u>	<u>\$ 3</u>	<u>\$ 7</u>	<u>\$ 10</u>

St. Mary Parish Visitor Enterprise	St. Tammany Parish Fund	Tangipahoa Parish Economic Development	Tangipahoa Parish Tourist Commission Fund	Tensas Parish Visitor Enterprise	Terrebonne Parish Visitor Enterprise	Town of Grand Isle Tourist Commission Enterprise Account	Town of Homer Economic Development Fund	Union Parish Visitor Enterprise
\$ -	\$ -	\$ -	\$ -	\$ -	\$ -	\$ -	\$ -	\$ -
<u>-</u>	<u>-</u>	<u>-</u>	<u>-</u>	<u>-</u>	<u>-</u>	<u>-</u>	<u>-</u>	<u>-</u>
<u>-</u>	<u>-</u>	<u>-</u>	<u>-</u>	<u>-</u>	<u>-</u>	<u>-</u>	<u>-</u>	<u>-</u>
<u>278</u>	<u>682</u>	<u>85</u>	<u>254</u>	<u>-</u>	<u>158</u>	<u>11</u>	<u>14</u>	<u>16</u>
<u>(225)</u>	<u>(682)</u>	<u>(100)</u>	<u>(254)</u>	<u>-</u>	<u>(205)</u>	<u>(11)</u>	<u>(15)</u>	<u>(16)</u>
<u>53</u>	<u>-</u>	<u>(15)</u>	<u>-</u>	<u>-</u>	<u>(47)</u>	<u>-</u>	<u>(1)</u>	<u>-</u>
<u>53</u>	<u>-</u>	<u>(15)</u>	<u>-</u>	<u>-</u>	<u>(47)</u>	<u>-</u>	<u>(1)</u>	<u>-</u>
<u>-</u>	<u>-</u>	<u>20</u>	<u>-</u>	<u>-</u>	<u>47</u>	<u>-</u>	<u>4</u>	<u>-</u>
<u>\$ 53</u>	<u>\$ -</u>	<u>\$ 5</u>	<u>\$ -</u>	<u>\$ -</u>	<u>\$ -</u>	<u>\$ -</u>	<u>\$ 3</u>	<u>\$ -</u>

**STATE OF LOUISIANA
BALANCE SHEET
PARISH AND MUNICIPALITIES FUNDS
JUNE 30, 2003**

(EXPRESSED IN THOUSANDS)

	Vermillion Parish Visitor Enterprise	Vernon Parish Community Improvement	Washington Parish Economic Development and Tourism	Washington Parish Infrastructure and Park	Washington Parish Tourist Commission	Webster Parish Convention and Visitors Bureau
ASSETS						
CASH AND CASH EQUIVALENTS	\$ 5	\$ 253	\$ 10	\$ 50	\$ 41	\$ 11
DUE FROM OTHER FUNDS	<u>5</u>	<u>25</u>	<u>2</u>	<u>-</u>	<u>5</u>	<u>10</u>
TOTAL ASSETS	\$ <u>10</u>	\$ <u>278</u>	\$ <u>12</u>	\$ <u>50</u>	\$ <u>46</u>	\$ <u>21</u>
LIABILITIES AND FUND BALANCES						
LIABILITIES:						
ACCOUNTS PAYABLE AND ACCRUALS DUE TO OTHER FUNDS	\$ -	\$ -	\$ -	\$ -	\$ -	\$ -
	<u>7</u>	<u>278</u>	<u>-</u>	<u>-</u>	<u>-</u>	<u>21</u>
TOTAL LIABILITIES	<u>7</u>	<u>278</u>	<u>-</u>	<u>-</u>	<u>-</u>	<u>21</u>
FUND BALANCES:						
UNDESIGNATED	<u>3</u>	<u>-</u>	<u>12</u>	<u>50</u>	<u>46</u>	<u>-</u>
TOTAL FUND BALANCES	<u>3</u>	<u>-</u>	<u>12</u>	<u>50</u>	<u>46</u>	<u>-</u>
TOTAL LIABILITIES AND FUND BALANCES	\$ <u>10</u>	\$ <u>278</u>	\$ <u>12</u>	\$ <u>50</u>	\$ <u>46</u>	\$ <u>21</u>

**STATE OF LOUISIANA
STATEMENT OF REVENUES, EXPENDITURES,
AND CHANGES IN FUND BALANCE
PARISH AND MUNICIPALITIES FUNDS
FOR THE YEAR ENDED JUNE 30, 2003**

(EXPRESSED IN THOUSANDS)

	Vermillion Parish Visitor Enterprise	Vernon Parish Community Improvement	Washington Parish Economic Development and Tourism	Washington Parish Infrastructure and Park	Washington Parish Tourist Commission	Webster Parish Convention and Visitors Bureau
EXPENDITURES:						
OTHER	\$ -	\$ -	\$ -	\$ -	\$ -	\$ -
TOTAL EXPENDITURES	<u>-</u>	<u>-</u>	<u>-</u>	<u>-</u>	<u>-</u>	<u>-</u>
EXCESS (DEFICIENCY) OF REVENUES OVER EXPENDITURES	<u>-</u>	<u>-</u>	<u>-</u>	<u>-</u>	<u>-</u>	<u>-</u>
OTHER FINANCING SOURCES (USES):						
TRANSFERS IN	16	98	9	50	28	50
TRANSFERS OUT	<u>(15)</u>	<u>(278)</u>	<u>(10)</u>	<u>(80)</u>	<u>(24)</u>	<u>(50)</u>
TOTAL OTHER FINANCING SOURCES (USES)	<u>1</u>	<u>(180)</u>	<u>(1)</u>	<u>(30)</u>	<u>4</u>	<u>-</u>
NET CHANGE IN FUND BALANCE	1	(180)	(1)	(30)	4	-
FUND BALANCES AT BEGINNING OF YEAR	<u>2</u>	<u>180</u>	<u>13</u>	<u>80</u>	<u>42</u>	<u>-</u>
FUND BALANCES AT END OF YEAR	\$ <u>3</u>	\$ <u>-</u>	\$ <u>12</u>	\$ <u>50</u>	\$ <u>46</u>	\$ <u>-</u>

West Baton Rouge Parish Visitor Enterprise	West Calcasieu Community Center	West Carroll Parish Visitor Enterprise	Winn Parish Tourism Fund	TOTALS JUNE 30, 2003	Intrafund Eliminations	TOTALS JUNE 30, 2003 After Elimination
\$ 76	\$ 122	\$ 1	\$ 20	\$ 7,076	\$	\$ 7,076
<u>63</u>	<u>102</u>	<u>-</u>	<u>3</u>	<u>5,646</u>	<u>(10)</u>	<u>5,636</u>
<u>\$ 139</u>	<u>\$ 224</u>	<u>\$ 1</u>	<u>\$ 23</u>	<u>\$ 12,722</u>	<u>\$ (10)</u>	<u>\$ 12,712</u>
\$ -	\$ -	\$ -	\$ -	\$ 20	\$	\$ 20
<u>139</u>	<u>224</u>	<u>-</u>	<u>-</u>	<u>11,457</u>	<u>(10)</u>	<u>11,447</u>
<u>139</u>	<u>224</u>	<u>-</u>	<u>-</u>	<u>11,477</u>	<u>(10)</u>	<u>11,467</u>
<u>-</u>	<u>-</u>	<u>1</u>	<u>23</u>	<u>1,245</u>		<u>1,245</u>
<u>-</u>	<u>-</u>	<u>1</u>	<u>23</u>	<u>1,245</u>	<u>-</u>	<u>1,245</u>
<u>\$ 139</u>	<u>\$ 224</u>	<u>\$ 1</u>	<u>\$ 23</u>	<u>\$ 12,722</u>	<u>\$ (10)</u>	<u>\$ 12,712</u>

West Baton Rouge Parish Visitor Enterprise	West Calcasieu Community Center	West Carroll Parish Visitor Enterprise	Winn Parish Tourism Fund	TOTALS JUNE 30, 2003	Intrafund Eliminations	TOTALS JUNE 30, 2003 After Elimination
\$ -	\$ -	\$ -	\$ -	\$ 7,209	\$ -	\$ 7,209
<u>-</u>	<u>-</u>	<u>-</u>	<u>-</u>	<u>7,209</u>	<u>-</u>	<u>7,209</u>
<u>-</u>	<u>-</u>	<u>-</u>	<u>-</u>	<u>(7,209)</u>	<u>-</u>	<u>(7,209)</u>
<u>299</u>	<u>507</u>	<u>-</u>	<u>22</u>	<u>32,943</u>	<u>(3,280)</u>	<u>29,663</u>
<u>(299)</u>	<u>(507)</u>	<u>-</u>	<u>(25)</u>	<u>(30,801)</u>	<u>3,280</u>	<u>(27,521)</u>
<u>-</u>	<u>-</u>	<u>-</u>	<u>(3)</u>	<u>2,142</u>	<u>-</u>	<u>2,142</u>
<u>-</u>	<u>-</u>	<u>-</u>	<u>(3)</u>	<u>(5,067)</u>	<u>-</u>	<u>(5,067)</u>
<u>-</u>	<u>-</u>	<u>1</u>	<u>26</u>	<u>6,312</u>	<u>-</u>	<u>6,312</u>
<u>\$ -</u>	<u>\$ -</u>	<u>\$ 1</u>	<u>\$ 23</u>	<u>\$ 1,245</u>	<u>\$ -</u>	<u>\$ 1,245</u>

**STATE OF LOUISIANA
STATEMENT OF NET ASSETS
BOARDS AND COMMISSIONS
JUNE 30, 2003**

(EXPRESSED IN THOUSANDS)

	BARBER EXAMINERS BOARD	BOARD OF EXAMINERS OF CERTIFIED SHORTHAND REPT.	BOARD OF EXAMINERS OF NURSING FACILITY ADMINISTRATORS	DAIRY INDUSTRY PROMOTION BOARD	LOUISIANA AUCTIONEERS LICENSING BOARD
ASSETS					
CURRENT ASSETS:					
CASH AND CASH EQUIVALENTS	\$ 126	\$ 227	\$ 206	\$ 265	\$ 262
INVESTMENTS	-	-	-	-	-
RECEIVABLES (NET)	-	-	39	86	-
INVENTORIES (AT COST)	-	-	-	-	-
PREPAYMENTS	-	-	5	-	1
OTHER CURRENT ASSETS	1	1	10	-	-
TOTAL CURRENT ASSETS	127	228	260	351	263
NONCURRENT ASSETS:					
RESTRICTED ASSETS					
CASH	-	-	-	-	-
RECEIVABLES	-	-	-	-	-
CAPITAL ASSETS (NET OF ACCUMULATED DEPRECIATION)					
LAND	-	-	-	-	-
BUILDINGS AND IMPROVEMENTS	-	-	-	-	-
MACHINERY AND EQUIPMENT	3	-	-	-	-
OTHER NONCURRENT ASSETS	-	-	-	-	-
TOTAL NONCURRENT ASSETS	3	-	-	-	-
TOTAL ASSETS	\$ 130	\$ 228	\$ 260	\$ 351	\$ 263
LIABILITIES					
CURRENT LIABILITIES:					
ACCOUNTS PAYABLE AND ACCRUALS	\$ 12	\$ 2	\$ 5	\$ 55	\$ 2
DEFERRED REVENUES	28	-	-	-	-
AMOUNTS HELD IN CUSTODY FOR OTHERS	-	-	-	-	-
OTHER CURRENT LIABILITIES	-	-	5	-	-
CURRENT PORTION OF LONG-TERM LIABILITIES:					
COMPENSATED ABSENCES PAYABLE	-	-	-	-	1
NOTES PAYABLE	-	-	-	-	-
TOTAL CURRENT LIABILITIES	40	2	10	55	3
NONCURRENT LIABILITIES:					
NONCURRENT PORTION OF LONG-TERM LIABILITIES:					
COMPENSATED ABSENCES PAYABLE	8	-	18	-	2
CAPITAL LEASE OBLIGATIONS	-	-	-	-	-
NOTES PAYABLE	-	-	-	-	-
TOTAL NONCURRENT LIABILITIES	8	-	18	-	2
TOTAL LIABILITIES	48	2	28	55	5
NET ASSETS					
INVESTED IN CAPITAL ASSETS, NET OF RELATED DEBT	3	-	-	-	-
RESTRICTED FOR OTHER SPECIFIC PURPOSES	-	-	-	-	-
UNRESTRICTED	79	226	232	296	258
TOTAL NET ASSETS	82	226	232	296	258
TOTAL LIABILITIES AND NET ASSETS	\$ 130	\$ 228	\$ 260	\$ 351	\$ 263

**STATE OF LOUISIANA
STATEMENT OF REVENUES, EXPENSES,
AND CHANGES IN FUND NET ASSETS
BOARDS AND COMMISSIONS
FOR THE YEAR ENDED JUNE 30, 2003**

(EXPRESSED IN THOUSANDS)

	BARBER EXAMINERS BOARD	BOARD OF EXAMINERS OF CERTIFIED SHORTHAND REPT.	BOARD OF EXAMINERS OF NURSING FACILITY ADMINISTRATORS	DAIRY INDUSTRY PROMOTION BOARD	LOUISIANA AUCTIONEERS LICENSING BOARD
OPERATING REVENUES:					
SALES OF COMMODITIES AND SERVICES	\$ -	\$ -	\$ -	\$ 518	\$ -
ASSESSMENTS	-	-	-	-	-
USE OF MONEY AND PROPERTY	5	-	-	-	2
LICENSES, PERMITS, AND FEES	319	104	213	-	94
OTHER	-	-	121	-	-
TOTAL OPERATING REVENUES	324	104	334	518	96
OPERATING EXPENSES:					
COST OF SALES AND SERVICES	-	97	-	535	44
ADMINISTRATIVE	348	-	405	28	28
DEPRECIATION	2	-	-	-	-
TOTAL OPERATING EXPENSES	350	97	405	563	72
OPERATING INCOME (LOSS)	(26)	7	(71)	(45)	24
NONOPERATING REVENUES (EXPENSES):					
INTERGOVERNMENTAL REVENUES (EXPENSES)	-	-	-	-	-
USE OF MONEY AND PROPERTY	-	3	2	5	-
GAIN (LOSS) ON DISPOSAL OF FIXED ASSETS	-	-	-	-	-
INTEREST EXPENSE	-	-	-	-	-
OTHER	-	-	-	7	-
TOTAL NONOPERATING REVENUES (EXPENSES)	-	3	2	12	-
INCOME (LOSS) BEFORE CONTRIBUTIONS AND TRANSFERS	(26)	10	(69)	(33)	24
CHANGE IN NET ASSETS	(26)	10	(69)	(33)	24
NET ASSETS - BEGINNING (as restated)	108	216	301	329	234
NET ASSETS - ENDING	\$ 82	\$ 226	\$ 232	\$ 296	\$ 258

LOUISIANA BOARD OF ARCHITECTURAL EXAMINERS	LOUISIANA BOARD OF CHIROPRACTIC EXAMINERS	BOARD OF EXAMINERS IN DIETETICS AND NUTRITION	LOUISIANA BOARD OF EXAMINERS OF SPEECH-LANGUAGE PATHOLOGY AND AUDIOLOGY	LOUISIANA BOARD OF MASSAGE THERAPY	LOUISIANA BOARD OF PHARMACY	CATFISH PROMOTION AND RESEARCH BOARD	LOUISIANA CEMETERY BOARD
262 \$	160 \$	72 \$	200 \$	152 \$	144 \$	193 \$	140
-	-	-	65	12	1,445	-	-
-	-	-	-	-	-	-	-
-	-	-	-	-	-	-	-
-	-	-	-	-	-	1	-
<u>262</u>	<u>160</u>	<u>72</u>	<u>265</u>	<u>164</u>	<u>1,589</u>	<u>194</u>	<u>140</u>
-	-	-	-	-	-	-	-
-	-	-	-	-	-	-	-
-	2	-	1	-	63	-	6
-	-	3	25	-	-	-	-
-	<u>2</u>	<u>3</u>	<u>26</u>	<u>-</u>	<u>63</u>	<u>-</u>	<u>6</u>
<u>262 \$</u>	<u>162 \$</u>	<u>75 \$</u>	<u>291 \$</u>	<u>164 \$</u>	<u>1,652 \$</u>	<u>194 \$</u>	<u>146</u>

3 \$	3 \$	1 \$	2 \$	11 \$	8 \$	- \$	1
-	-	-	-	-	-	-	-
-	-	-	-	-	2	-	-
-	-	-	-	-	18	-	12
-	-	-	-	-	-	-	-
<u>3</u>	<u>3</u>	<u>1</u>	<u>2</u>	<u>11</u>	<u>28</u>	<u>-</u>	<u>13</u>
16	16	3	25	16	32	-	-
-	-	-	-	-	-	-	-
<u>16</u>	<u>16</u>	<u>3</u>	<u>25</u>	<u>16</u>	<u>32</u>	<u>-</u>	<u>-</u>
19	19	4	27	27	60	-	13
-	2	-	7	-	63	-	6
-	-	-	-	-	-	-	-
<u>243</u>	<u>141</u>	<u>71</u>	<u>257</u>	<u>137</u>	<u>1,529</u>	<u>194</u>	<u>127</u>
<u>243</u>	<u>143</u>	<u>71</u>	<u>264</u>	<u>137</u>	<u>1,592</u>	<u>194</u>	<u>133</u>
<u>262 \$</u>	<u>162 \$</u>	<u>75 \$</u>	<u>291 \$</u>	<u>164 \$</u>	<u>1,652 \$</u>	<u>194 \$</u>	<u>146</u>

LOUISIANA BOARD OF ARCHITECTURAL EXAMINERS	LOUISIANA BOARD OF CHIROPRACTIC EXAMINERS	BOARD OF EXAMINERS IN DIETETICS AND NUTRITION	LOUISIANA BOARD OF EXAMINERS OF SPEECH-LANGUAGE PATHOLOGY AND AUDIOLOGY	LOUISIANA BOARD OF MASSAGE THERAPY	LOUISIANA BOARD OF PHARMACY	CATFISH PROMOTION AND RESEARCH BOARD	LOUISIANA CEMETERY BOARD
- \$	- \$	- \$	- \$	- \$	- \$	- \$	-
-	4	-	4	-	-	-	-
360	133	68	221	324	1,152	-	166
-	23	-	-	-	-	-	-
<u>360</u>	<u>160</u>	<u>68</u>	<u>225</u>	<u>324</u>	<u>1,152</u>	<u>-</u>	<u>166</u>
-	87	63	174	-	-	-	-
403	66	-	-	344	1,169	-	168
-	1	-	1	-	17	-	1
<u>403</u>	<u>154</u>	<u>63</u>	<u>175</u>	<u>344</u>	<u>1,186</u>	<u>-</u>	<u>169</u>
(43)	6	5	50	(20)	(34)	-	(3)
-	-	-	-	-	-	-	-
6	-	-	-	3	59	-	9
-	-	-	-	-	-	-	-
-	-	-	-	-	-	-	-
<u>6</u>	<u>-</u>	<u>-</u>	<u>-</u>	<u>3</u>	<u>59</u>	<u>-</u>	<u>9</u>
(37)	6	5	50	(17)	25	-	6
(37)	6	5	50	(17)	25	-	6
<u>280</u>	<u>137</u>	<u>66</u>	<u>214</u>	<u>154</u>	<u>1,567</u>	<u>194</u>	<u>127</u>
<u>243 \$</u>	<u>143 \$</u>	<u>71 \$</u>	<u>264 \$</u>	<u>137 \$</u>	<u>1,592 \$</u>	<u>194 \$</u>	<u>133</u>

**STATE OF LOUISIANA
STATEMENT OF NET ASSETS
BOARDS AND COMMISSIONS
JUNE 30, 2003**

(EXPRESSED IN THOUSANDS)

	LOUISIANA CRAWFISH PROMOTION AND RESEARCH PROGRAM	LOUISIANA LICENSED PROFESSIONAL COUNSELORS BOARD OF EXAMINERS	LOUISIANA LICENSED PROFESSIONAL VOCATIONAL REHABILITATION COUNSELORS BOARD	LOUISIANA PROFESSIONAL ENGINEERING AND LAND SURVEYING BOARD	LOUISIANA REAL ESTATE APPRAISERS STATE BOARD OF CERTIFICATION
ASSETS					
CURRENT ASSETS:					
CASH AND CASH EQUIVALENTS	\$ 74	\$ 311	\$ 8	\$ 684	\$ 74
INVESTMENTS	-	-	-	-	-
RECEIVABLES (NET)	-	10	-	-	-
INVENTORIES (AT COST)	-	-	-	-	-
PREPAYMENTS	-	-	-	-	-
OTHER CURRENT ASSETS	1	-	-	2	-
TOTAL CURRENT ASSETS	75	321	8	686	74
NONCURRENT ASSETS:					
RESTRICTED ASSETS					
CASH	-	-	-	-	-
RECEIVABLES	-	-	-	-	-
CAPITAL ASSETS (NET OF ACCUMULATED DEPRECIATION)					
LAND	-	-	-	-	-
BUILDINGS AND IMPROVEMENTS	-	-	-	-	-
MACHINERY AND EQUIPMENT	-	-	-	12	-
OTHER NONCURRENT ASSETS	-	-	-	-	-
TOTAL NONCURRENT ASSETS	-	-	-	12	-
TOTAL ASSETS	\$ 75	\$ 321	\$ 8	\$ 698	\$ 74
LIABILITIES					
CURRENT LIABILITIES:					
ACCOUNTS PAYABLE AND ACCRUALS	\$ -	\$ 1	\$ -	\$ 22	\$ 3
DEFERRED REVENUES	-	-	-	-	-
AMOUNTS HELD IN CUSTODY FOR OTHERS	-	-	-	-	-
OTHER CURRENT LIABILITIES	-	-	1	-	8
CURRENT PORTION OF LONG-TERM LIABILITIES:					
COMPENSATED ABSENCES PAYABLE	-	-	-	39	6
NOTES PAYABLE	-	-	-	-	-
TOTAL CURRENT LIABILITIES	-	1	1	61	17
NONCURRENT LIABILITIES:					
NONCURRENT PORTION OF LONG-TERM LIABILITIES:					
COMPENSATED ABSENCES PAYABLE	-	4	-	16	2
CAPITAL LEASE OBLIGATIONS	-	-	-	-	-
NOTES PAYABLE	-	-	-	-	-
TOTAL NONCURRENT LIABILITIES	-	4	-	16	2
TOTAL LIABILITIES	-	5	1	77	19
NET ASSETS					
INVESTED IN CAPITAL ASSETS, NET OF RELATED DEBT	-	-	-	12	-
RESTRICTED FOR OTHER SPECIFIC PURPOSES	-	-	-	-	-
UNRESTRICTED	75	316	7	609	55
TOTAL NET ASSETS	75	316	7	621	55
TOTAL LIABILITIES AND NET ASSETS	\$ 75	\$ 321	\$ 8	\$ 698	\$ 74

**STATE OF LOUISIANA
STATEMENT OF REVENUES, EXPENSES,
AND CHANGES IN FUND NET ASSETS
BOARDS AND COMMISSIONS
FOR THE YEAR ENDED JUNE 30, 2003**

(EXPRESSED IN THOUSANDS)

	LOUISIANA CRAWFISH PROMOTION AND RESEARCH PROGRAM	LOUISIANA LICENSED PROFESSIONAL COUNSELORS BOARD OF EXAMINERS	LOUISIANA LICENSED PROFESSIONAL VOCATIONAL REHABILITATION COUNSELORS BOARD	LOUISIANA PROFESSIONAL ENGINEERING AND LAND SURVEYING BOARD	LOUISIANA REAL ESTATE APPRAISERS STATE BOARD OF CERTIFICATION
OPERATING REVENUES:					
SALES OF COMMODITIES AND SERVICES	\$ -	\$ -	\$ -	\$ -	\$ -
ASSESSMENTS	-	-	-	-	-
USE OF MONEY AND PROPERTY	-	-	-	-	-
LICENSES, PERMITS, AND FEES	-	306	27	1,022	135
OTHER	-	-	-	-	-
TOTAL OPERATING REVENUES	-	306	27	1,022	135
OPERATING EXPENSES:					
COST OF SALES AND SERVICES	-	-	-	-	-
ADMINISTRATIVE	-	196	26	1,118	177
DEPRECIATION	-	-	-	2	-
TOTAL OPERATING EXPENSES	-	196	26	1,120	177
OPERATING INCOME (LOSS)	-	110	1	(98)	(42)
NONOPERATING REVENUES (EXPENSES):					
INTERGOVERNMENTAL REVENUES (EXPENSES)	-	-	-	-	-
USE OF MONEY AND PROPERTY	-	-	-	13	1
GAIN (LOSS) ON DISPOSAL OF FIXED ASSETS	-	-	-	-	-
INTEREST EXPENSE	-	-	-	-	-
OTHER	-	-	(8)	37	28
TOTAL NONOPERATING REVENUES (EXPENSES)	-	-	(8)	50	29
INCOME (LOSS) BEFORE CONTRIBUTIONS AND TRANSFERS	-	110	(7)	(48)	(13)
CHANGE IN NET ASSETS	-	110	(7)	(48)	(13)
NET ASSETS - BEGINNING (as restated)	75	206	14	669	68
NET ASSETS - ENDING	\$ 75	\$ 316	\$ 7	\$ 621	\$ 55

LOUISIANA REAL ESTATE COMMISSION	LOUISIANA RICE PROMOTION BOARD	LOUISIANA RICE RESEARCH BOARD	LOUISIANA SOYBEAN AND GRAIN RESEARCH AND PROMOTION BOARD	LOUISIANA STATE BOARD OF CERTIFICATION OF SUBSTANCE ABUSE COUNSELORS	LOUISIANA STATE BOARD OF DENTISTRY	LOUISIANA STATE BOARD OF ELECTROLYSIS EXAMINERS	LOUISIANA STATE BOARD OF EMBALMERS AND FUNERAL DIRECTORS
\$ 2,704	\$ 41	\$ 1,535	\$ 1,472	\$ 62	\$ 507	\$ 10	\$ 341
558	-	-	-	-	-	-	-
2	33	54	15	-	-	-	-
-	-	-	-	-	4	-	-
8	-	-	-	-	-	-	-
<u>3,272</u>	<u>74</u>	<u>1,589</u>	<u>1,487</u>	<u>62</u>	<u>511</u>	<u>10</u>	<u>341</u>
-	-	-	-	-	-	-	-
198	-	-	-	-	-	-	-
63	-	-	-	1	36	1	5
261	-	-	-	1	36	1	5
<u>\$ 3,533</u>	<u>\$ 74</u>	<u>\$ 1,589</u>	<u>\$ 1,487</u>	<u>\$ 63</u>	<u>\$ 547</u>	<u>\$ 11</u>	<u>\$ 346</u>

\$ 109	\$ 34	\$ -	\$ 633	\$ 5	\$ 1	\$ 6	\$ 15
-	-	-	-	29	-	-	-
91	-	-	-	-	-	-	1
-	-	-	-	-	-	-	-
65	-	-	-	-	-	-	3
-	-	-	-	1	-	-	-
<u>265</u>	<u>34</u>	<u>-</u>	<u>633</u>	<u>35</u>	<u>1</u>	<u>6</u>	<u>19</u>
22	-	-	-	-	31	-	14
-	-	-	-	-	-	-	-
<u>22</u>	<u>-</u>	<u>-</u>	<u>-</u>	<u>21</u>	<u>31</u>	<u>-</u>	<u>14</u>
287	34	-	633	56	32	6	33
261	-	-	-	1	36	-	5
400	-	-	-	-	-	-	-
<u>2,585</u>	<u>40</u>	<u>1,589</u>	<u>854</u>	<u>6</u>	<u>479</u>	<u>5</u>	<u>308</u>
<u>3,246</u>	<u>40</u>	<u>1,589</u>	<u>854</u>	<u>7</u>	<u>515</u>	<u>5</u>	<u>313</u>
<u>\$ 3,533</u>	<u>\$ 74</u>	<u>\$ 1,589</u>	<u>\$ 1,487</u>	<u>\$ 63</u>	<u>\$ 547</u>	<u>\$ 11</u>	<u>\$ 346</u>

LOUISIANA REAL ESTATE COMMISSION	LOUISIANA RICE PROMOTION BOARD	LOUISIANA RICE RESEARCH BOARD	LOUISIANA SOYBEAN AND GRAIN RESEARCH AND PROMOTION BOARD	LOUISIANA STATE BOARD OF CERTIFICATION OF SUBSTANCE ABUSE COUNSELORS	LOUISIANA STATE BOARD OF DENTISTRY	LOUISIANA STATE BOARD OF ELECTROLYSIS EXAMINERS	LOUISIANA STATE BOARD OF EMBALMERS AND FUNERAL DIRECTORS
\$ -	\$ -	\$ -	\$ -	\$ -	\$ 21	\$ -	\$ -
-	894	1,688	880	-	99	-	-
-	-	-	-	-	-	-	-
1,734	-	-	-	136	630	-	281
-	-	-	-	-	31	-	-
<u>1,734</u>	<u>894</u>	<u>1,688</u>	<u>880</u>	<u>136</u>	<u>781</u>	<u>-</u>	<u>281</u>
-	890	1,478	893	-	688	-	-
1,742	4	6	11	110	120	-	225
43	-	-	-	2	6	-	4
<u>1,785</u>	<u>894</u>	<u>1,484</u>	<u>904</u>	<u>112</u>	<u>814</u>	<u>-</u>	<u>229</u>
(51)	-	204	(24)	24	(33)	-	52
-	-	-	-	-	-	-	-
41	-	11	18	-	-	-	6
(166)	-	-	-	-	-	-	-
-	-	-	-	-	-	-	-
18	-	-	-	-	-	-	4
<u>(107)</u>	<u>-</u>	<u>11</u>	<u>18</u>	<u>-</u>	<u>-</u>	<u>-</u>	<u>10</u>
<u>(158)</u>	<u>-</u>	<u>215</u>	<u>(6)</u>	<u>24</u>	<u>(33)</u>	<u>-</u>	<u>62</u>
(158)	-	215	(6)	24	(33)	-	62
3,404	40	1,374	860	(17)	548	5	251
<u>\$ 3,246</u>	<u>\$ 40</u>	<u>\$ 1,589</u>	<u>\$ 854</u>	<u>\$ 7</u>	<u>\$ 515</u>	<u>\$ 5</u>	<u>\$ 313</u>

**STATE OF LOUISIANA
STATEMENT OF NET ASSETS
BOARDS AND COMMISSIONS
JUNE 30, 2003**

(EXPRESSED IN THOUSANDS)

	LOUISIANA STATE BOARD OF EXAMINERS FOR SANITARIANS	LOUISIANA STATE BOARD OF HEARING AID DEALERS	LOUISIANA STATE BOARD OF INTERIOR DESIGNERS	LOUISIANA STATE BOARD OF MEDICAL EXAMINERS	LOUISIANA STATE BOARD OF NURSING
ASSETS					
CURRENT ASSETS:					
CASH AND CASH EQUIVALENTS	\$ 27	\$ 17	\$ 60	\$ 2,876	\$ 3,138
INVESTMENTS	-	-	-	-	-
RECEIVABLES (NET)	-	-	-	201	12
INVENTORIES (AT COST)	-	-	-	-	-
PREPAYMENTS	-	-	1	3	5
OTHER CURRENT ASSETS	-	-	-	7	14
TOTAL CURRENT ASSETS	27	17	61	3,087	3,169
NONCURRENT ASSETS:					
RESTRICTED ASSETS					
CASH	-	-	-	1,170	-
RECEIVABLES	-	-	-	35	-
CAPITAL ASSETS (NET OF ACCUMULATED DEPRECIATION)					
LAND	-	-	-	100	-
BUILDINGS AND IMPROVEMENTS	-	-	-	1,224	-
MACHINERY AND EQUIPMENT	-	1	-	116	23
OTHER NONCURRENT ASSETS	-	-	-	41	-
TOTAL NONCURRENT ASSETS	-	1	-	2,686	23
TOTAL ASSETS	\$ 27	\$ 18	\$ 61	\$ 5,773	\$ 3,192
LIABILITIES					
CURRENT LIABILITIES:					
ACCOUNTS PAYABLE AND ACCRUALS	\$ -	\$ 1	\$ 1	\$ 180	\$ 35
DEFERRED REVENUES	-	-	-	-	-
AMOUNTS HELD IN CUSTODY FOR OTHERS	-	-	-	1,407	-
OTHER CURRENT LIABILITIES	-	-	-	-	80
CURRENT PORTION OF LONG-TERM LIABILITIES:					
COMPENSATED ABSENCES PAYABLE	-	-	-	-	-
NOTES PAYABLE	-	-	-	-	-
TOTAL CURRENT LIABILITIES	-	1	1	1,587	115
NONCURRENT LIABILITIES:					
NONCURRENT PORTION OF LONG-TERM LIABILITIES:					
COMPENSATED ABSENCES PAYABLE	-	-	-	118	146
CAPITAL LEASE OBLIGATIONS	-	-	-	-	-
NOTES PAYABLE	-	-	-	-	-
TOTAL NONCURRENT LIABILITIES	-	-	-	118	146
TOTAL LIABILITIES	-	1	1	1,705	261
NET ASSETS					
INVESTED IN CAPITAL ASSETS, NET OF RELATED DEBT	-	1	-	1,440	23
RESTRICTED FOR OTHER SPECIFIC PURPOSES	-	-	-	855	-
UNRESTRICTED	27	16	60	1,773	2,908
TOTAL NET ASSETS	27	17	60	4,068	2,931
TOTAL LIABILITIES AND NET ASSETS	\$ 27	\$ 18	\$ 61	\$ 5,773	\$ 3,192

**STATE OF LOUISIANA
STATEMENT OF REVENUES, EXPENSES,
AND CHANGES IN FUND NET ASSETS
BOARDS AND COMMISSIONS
FOR THE YEAR ENDED JUNE 30, 2003**

(EXPRESSED IN THOUSANDS)

	LOUISIANA STATE BOARD OF EXAMINERS FOR SANITARIANS	LOUISIANA STATE BOARD OF HEARING AID DEALERS	LOUISIANA STATE BOARD OF INTERIOR DESIGNERS	LOUISIANA STATE BOARD OF MEDICAL EXAMINERS	LOUISIANA STATE BOARD OF NURSING
OPERATING REVENUES:					
SALES OF COMMODITIES AND SERVICES	\$ -	\$ -	\$ -	\$ -	\$ 147
ASSESSMENTS	-	-	-	-	-
USE OF MONEY AND PROPERTY	-	-	-	-	43
LICENSES, PERMITS, AND FEES	18	-	70	3,493	2,493
OTHER	-	17	-	96	-
TOTAL OPERATING REVENUES	18	17	70	3,589	2,683
OPERATING EXPENSES:					
COST OF SALES AND SERVICES	-	-	-	4,694	808
ADMINISTRATIVE	10	28	67	-	1,723
DEPRECIATION	-	-	-	100	22
TOTAL OPERATING EXPENSES	10	28	67	4,794	2,553
OPERATING INCOME (LOSS)	8	(11)	3	(1,205)	130
NONOPERATING REVENUES (EXPENSES):					
INTERGOVERNMENTAL REVENUES (EXPENSES)	-	-	-	-	-
USE OF MONEY AND PROPERTY	-	-	1	2	-
GAIN (LOSS) ON DISPOSAL OF FIXED ASSETS	-	-	-	-	-
INTEREST EXPENSE	-	-	-	-	-
OTHER	-	-	-	-	-
TOTAL NONOPERATING REVENUES (EXPENSES)	-	-	1	2	-
INCOME (LOSS) BEFORE CONTRIBUTIONS AND TRANSFERS	8	(11)	4	(1,203)	130
CHANGE IN NET ASSETS	8	(11)	4	(1,203)	130
NET ASSETS - BEGINNING (as restated)	19	28	56	5,271	2,801
NET ASSETS - ENDING	\$ 27	\$ 17	\$ 60	\$ 4,068	\$ 2,931

LOUISIANA STATE BOARD OF OPTOMETRY EXAMINERS	LOUISIANA STATE BOARD OF PHYSICAL THERAPY EXAMINERS	LOUISIANA STATE BOARD OF PRACTICAL NURSE EXAMINERS	LOUISIANA STATE BOARD OF SOCIAL WORKERS EXAMINERS	LOUISIANA STATE BOARD OF WHOLESALE DRUG DISTRIBUTORS	LOUISIANA STATE POLYGRAPH BOARD	LOUISIANA STATE RADIO AND TV TECHNICIANS BOARD	LOUISIANA STRAWBERRY MARKETING BOARD
\$ 447	\$ 525	\$ 1,157	\$ 577	\$ 266	\$ 8	\$ 28	\$ 26
-	-	8	-	-	-	-	-
-	-	-	-	-	-	-	-
-	-	-	-	-	-	-	-
-	-	-	-	-	-	-	-
<u>447</u>	<u>525</u>	<u>1,165</u>	<u>577</u>	<u>266</u>	<u>8</u>	<u>28</u>	<u>26</u>
-	-	-	-	60	-	-	-
-	-	-	-	-	-	-	-
-	-	-	-	-	-	-	-
4	-	27	-	6	-	21	-
-	-	-	42	-	-	8	-
<u>4</u>	<u>-</u>	<u>27</u>	<u>42</u>	<u>66</u>	<u>-</u>	<u>29</u>	<u>-</u>
\$ <u>451</u>	\$ <u>525</u>	\$ <u>1,192</u>	\$ <u>619</u>	\$ <u>332</u>	\$ <u>8</u>	\$ <u>57</u>	\$ <u>26</u>

\$ 1	\$ 5	\$ 11	\$ 15	\$ -	\$ -	\$ -	\$ -
27	-	-	-	-	-	1	-
-	-	-	-	-	-	1	-
-	-	-	-	-	-	-	-
-	-	-	-	-	-	-	-
<u>28</u>	<u>5</u>	<u>11</u>	<u>15</u>	<u>-</u>	<u>-</u>	<u>2</u>	<u>-</u>
-	6	53	41	10	-	7	-
-	-	-	-	-	-	-	-
-	6	53	41	10	-	7	-
<u>28</u>	<u>11</u>	<u>64</u>	<u>56</u>	<u>10</u>	<u>-</u>	<u>9</u>	<u>-</u>
4	-	27	-	6	-	21	-
-	-	-	-	60	-	-	-
<u>419</u>	<u>514</u>	<u>1,101</u>	<u>563</u>	<u>256</u>	<u>8</u>	<u>27</u>	<u>26</u>
<u>423</u>	<u>514</u>	<u>1,128</u>	<u>563</u>	<u>322</u>	<u>8</u>	<u>48</u>	<u>26</u>
\$ <u>451</u>	\$ <u>525</u>	\$ <u>1,192</u>	\$ <u>619</u>	\$ <u>332</u>	\$ <u>8</u>	\$ <u>57</u>	\$ <u>26</u>

LOUISIANA STATE BOARD OF OPTOMETRY EXAMINERS	LOUISIANA STATE BOARD OF PHYSICAL THERAPY EXAMINERS	LOUISIANA STATE BOARD OF PRACTICAL NURSE EXAMINERS	LOUISIANA STATE BOARD OF SOCIAL WORKERS EXAMINERS	LOUISIANA STATE BOARD OF WHOLESALE DRUG DISTRIBUTORS	LOUISIANA STATE POLYGRAPH BOARD	LOUISIANA STATE RADIO AND TV TECHNICIANS BOARD	LOUISIANA STRAWBERRY MARKETING BOARD
\$ -	\$ -	\$ 25	\$ -	\$ -	\$ -	\$ -	\$ -
-	-	43	-	-	-	-	17
-	-	16	16	-	-	-	-
109	385	877	457	203	5	56	-
-	-	1	-	26	-	-	-
<u>109</u>	<u>385</u>	<u>962</u>	<u>473</u>	<u>229</u>	<u>5</u>	<u>56</u>	<u>17</u>
-	-	-	369	-	-	-	29
62	238	771	-	197	11	94	-
1	-	7	-	3	-	-	-
<u>63</u>	<u>238</u>	<u>778</u>	<u>369</u>	<u>200</u>	<u>11</u>	<u>94</u>	<u>29</u>
<u>46</u>	<u>147</u>	<u>184</u>	<u>104</u>	<u>29</u>	<u>(6)</u>	<u>(38)</u>	<u>(12)</u>
-	-	-	-	-	-	-	-
10	11	-	-	6	-	-	-
-	-	-	-	-	-	-	-
-	-	-	-	-	-	-	-
(5)	-	-	-	5	-	-	-
<u>5</u>	<u>11</u>	<u>-</u>	<u>-</u>	<u>11</u>	<u>-</u>	<u>-</u>	<u>-</u>
<u>51</u>	<u>158</u>	<u>184</u>	<u>104</u>	<u>40</u>	<u>(6)</u>	<u>(38)</u>	<u>(12)</u>
51	158	184	104	40	(6)	(38)	(12)
<u>372</u>	<u>356</u>	<u>944</u>	<u>459</u>	<u>282</u>	<u>14</u>	<u>86</u>	<u>38</u>
\$ <u>423</u>	\$ <u>514</u>	\$ <u>1,128</u>	\$ <u>563</u>	\$ <u>322</u>	\$ <u>8</u>	\$ <u>48</u>	\$ <u>26</u>

**STATE OF LOUISIANA
STATEMENT OF NET ASSETS
BOARDS AND COMMISSIONS
JUNE 30, 2003**

(EXPRESSED IN THOUSANDS)

	LOUISIANA SWEET POTATO ADVERTISING AND DEVELOPMENT	LOUISIANA TAX FREE SHOPPING COMMISSION	OFFICE OF THE CUSTODIAN OF NOTARIAL RECORDS OF ORLEANS PARISH	RADIOLOGIC TECHNOLOGY BOARD OF EXAMINERS	STATE BOARD OF CERTIFIED PUBLIC ACCOUNTANTS OF LOUISIANA
ASSETS					
CURRENT ASSETS:					
CASH AND CASH EQUIVALENTS	\$ 210	\$ 92	\$ 1,449	\$ 465	\$ 780
INVESTMENTS	-	-	-	-	16
RECEIVABLES (NET)	22	279	27	-	-
INVENTORIES (AT COST)	-	10	-	-	-
PREPAYMENTS	-	-	-	-	3
OTHER CURRENT ASSETS	-	-	4	-	-
TOTAL CURRENT ASSETS	232	381	1,480	465	799
NONCURRENT ASSETS:					
RESTRICTED ASSETS					
CASH	-	-	-	-	-
RECEIVABLES	-	-	-	-	-
CAPITAL ASSETS (NET OF ACCUMULATED DEPRECIATION)					
LAND	-	-	-	-	-
BUILDINGS AND IMPROVEMENTS	-	-	-	-	-
MACHINERY AND EQUIPMENT	-	-	85	-	1
OTHER NONCURRENT ASSETS	-	-	-	-	-
TOTAL NONCURRENT ASSETS	-	-	85	-	1
TOTAL ASSETS	\$ 232	\$ 381	\$ 1,565	\$ 465	\$ 800
LIABILITIES					
CURRENT LIABILITIES:					
ACCOUNTS PAYABLE AND ACCRUALS	\$ 5	\$ 44	\$ 33	\$ 3	\$ 30
DEFERRED REVENUES	-	-	15	-	4
AMOUNTS HELD IN CUSTODY FOR OTHERS	-	-	8	-	-
OTHER CURRENT LIABILITIES	-	-	-	-	1
CURRENT PORTION OF LONG-TERM LIABILITIES:					
COMPENSATED ABSENCES PAYABLE	-	-	23	-	1
NOTES PAYABLE	-	-	-	-	-
TOTAL CURRENT LIABILITIES	5	44	79	3	36
NONCURRENT LIABILITIES:					
NONCURRENT PORTION OF LONG-TERM LIABILITIES:					
COMPENSATED ABSENCES PAYABLE	-	8	-	13	40
CAPITAL LEASE OBLIGATIONS	-	-	38	-	-
NOTES PAYABLE	-	-	-	-	-
TOTAL NONCURRENT LIABILITIES	-	8	38	13	40
TOTAL LIABILITIES	5	52	117	16	76
NET ASSETS					
INVESTED IN CAPITAL ASSETS, NET OF RELATED DEBT	-	-	47	-	1
RESTRICTED FOR OTHER SPECIFIC PURPOSES	-	-	1,401	-	-
UNRESTRICTED	227	329	-	449	723
TOTAL NET ASSETS	227	329	1,448	449	724
TOTAL LIABILITIES AND NET ASSETS	\$ 232	\$ 381	\$ 1,565	\$ 465	\$ 800

**STATE OF LOUISIANA
STATEMENT OF REVENUES, EXPENSES,
AND CHANGES IN FUND NET ASSETS
BOARDS AND COMMISSIONS
FOR THE YEAR ENDED JUNE 30, 2003**

(EXPRESSED IN THOUSANDS)

	LOUISIANA SWEET POTATO ADVERTISING AND DEVELOPMENT	LOUISIANA TAX FREE SHOPPING COMMISSION	OFFICE OF THE CUSTODIAN OF NOTARIAL RECORDS OF ORLEANS PARISH	RADIOLOGIC TECHNOLOGY BOARD OF EXAMINERS	STATE BOARD OF CERTIFIED PUBLIC ACCOUNTANTS OF LOUISIANA
OPERATING REVENUES:					
SALES OF COMMODITIES AND SERVICES	\$ -	\$ 445	\$ -	\$ -	\$ -
ASSESSMENTS	187	-	-	20	-
USE OF MONEY AND PROPERTY	-	1	-	6	-
LICENSES, PERMITS, AND FEES	-	-	2,001	152	577
OTHER	-	-	-	3	7
TOTAL OPERATING REVENUES	187	446	2,001	181	584
OPERATING EXPENSES:					
COST OF SALES AND SERVICES	228	428	-	-	-
ADMINISTRATIVE	6	-	1,341	146	636
DEPRECIATION	-	-	48	-	1
TOTAL OPERATING EXPENSES	234	428	1,389	146	637
OPERATING INCOME (LOSS)	(47)	18	612	35	(53)
NONOPERATING REVENUES (EXPENSES):					
INTERGOVERNMENTAL REVENUES (EXPENSES)	(45)	-	-	-	-
USE OF MONEY AND PROPERTY	5	-	10	-	11
GAIN (LOSS) ON DISPOSAL OF FIXED ASSETS	-	-	-	-	-
INTEREST EXPENSE	-	-	(3)	-	-
OTHER	(10)	(4)	-	-	-
TOTAL NONOPERATING REVENUES (EXPENSES)	(50)	(4)	7	-	11
INCOME (LOSS) BEFORE CONTRIBUTIONS AND TRANSFERS	(97)	14	619	35	(42)
CHANGE IN NET ASSETS	(97)	14	619	35	(42)
NET ASSETS - BEGINNING (as restated)	324	315	829	414	766
NET ASSETS - ENDING	\$ 227	\$ 329	\$ 1,448	\$ 449	\$ 724

STATE BOARD OF EXAMINERS OF PSYCHOLOGISTS	STATE BOARD OF VETERINARY MEDICAL EXAMINERS	STATE BOXING AND WRESTLING COMMISSION	WATCHMAKERS BOARD FUND	TOTALS JUNE 30, 2003
\$ 154	\$ 238	\$ 10	\$ 1	\$ 22,783
-	-	-	-	2,019
-	-	7	-	872
-	-	-	-	10
2	-	-	-	24
-	-	-	-	49
<u>156</u>	<u>238</u>	<u>17</u>	<u>1</u>	<u>25,757</u>
-	-	-	-	1,230
-	-	-	-	35
-	-	-	-	298
-	-	-	-	1,224
5	-	5	-	487
-	-	-	-	119
<u>5</u>	<u>-</u>	<u>5</u>	<u>-</u>	<u>3,393</u>
<u>\$ 161</u>	<u>\$ 238</u>	<u>\$ 22</u>	<u>\$ 1</u>	<u>\$ 29,150</u>

\$ 3	\$ 7	\$ 19	\$ -	\$ 1,327
102	-	-	-	205
-	-	-	-	1,508
-	-	-	-	98
-	-	-	-	168
-	-	-	-	1
<u>105</u>	<u>7</u>	<u>19</u>	<u>-</u>	<u>3,307</u>
6	2	-	-	675
-	-	-	-	38
-	-	-	-	21
<u>6</u>	<u>2</u>	<u>-</u>	<u>-</u>	<u>734</u>
111	9	19	-	4,041
5	-	-	-	1,971
-	-	-	-	2,716
<u>45</u>	<u>229</u>	<u>3</u>	<u>1</u>	<u>20,422</u>
<u>50</u>	<u>229</u>	<u>3</u>	<u>1</u>	<u>25,109</u>
<u>\$ 161</u>	<u>\$ 238</u>	<u>\$ 22</u>	<u>\$ 1</u>	<u>\$ 29,150</u>

STATE BOARD OF EXAMINERS OF PSYCHOLOGISTS	STATE BOARD OF VETERINARY MEDICAL EXAMINERS	STATE BOXING AND WRESTLING COMMISSION	WATCHMAKERS BOARD FUND	TOTALS JUNE 30, 2003
\$ -	\$ -	\$ -	\$ -	\$ 1,156
-	-	-	-	3,828
-	-	-	-	97
147	234	81	-	18,783
-	-	-	-	325
<u>147</u>	<u>234</u>	<u>81</u>	<u>-</u>	<u>24,189</u>
-	-	-	-	11,505
147	205	97	-	12,473
1	-	-	-	262
<u>148</u>	<u>205</u>	<u>97</u>	<u>-</u>	<u>24,240</u>
(1)	29	(16)	-	(51)
-	-	-	-	(45)
2	3	-	-	238
-	-	-	-	(166)
-	-	-	-	(3)
-	-	(3)	-	69
<u>2</u>	<u>3</u>	<u>(3)</u>	<u>-</u>	<u>93</u>
1	32	(19)	-	42
1	32	(19)	-	42
<u>49</u>	<u>197</u>	<u>22</u>	<u>1</u>	<u>25,067</u>
<u>\$ 50</u>	<u>\$ 229</u>	<u>\$ 3</u>	<u>\$ 1</u>	<u>\$ 25,109</u>

**STATE OF LOUISIANA
STATEMENT OF CASH FLOWS
BOARDS AND COMMISSIONS
FOR THE YEAR ENDED JUNE 30, 2003**

(EXPRESSED IN THOUSANDS)	BARBER EXAMINERS BOARD	BOARD OF EXAMINERS OF CERTIFIED SHORTHAND REPT.	BOARD OF EXAMINERS OF NURSING FACILITY ADMINISTRATORS
CASH FLOWS FROM OPERATING ACTIVITIES:			
CASH RECEIVED FROM CUSTOMERS	\$ 322	\$ 104	\$ 369
CASH PAYMENTS TO SUPPLIERS FOR GOODS AND SERVICES	(223)	(60)	(184)
CASH PAYMENTS TO EMPLOYEES FOR SERVICES	(116)	(36)	(150)
OTHER OPERATING REVENUES (EXPENSES)	-	-	-
NET CASH PROVIDED (USED) BY OPERATING ACTIVITIES	<u>(17)</u>	<u>8</u>	<u>35</u>
CASH FLOWS FROM NONCAPITAL FINANCING ACTIVITIES:			
STATE APPROPRIATIONS	-	-	-
PRINCIPAL PAID ON NOTES PAYABLE	-	-	-
OTHER	-	-	-
TRANSFERS OUT	-	-	-
NET CASH PROVIDED (USED) BY NONCAPITAL FINANCING ACT	<u>-</u>	<u>-</u>	<u>-</u>
CASH FLOWS FROM CAPITAL AND RELATED FINANCING ACTIVITIES:			
PRINCIPAL PAID ON NOTES PAYABLE	-	-	-
INTEREST PAID ON NOTES PAYABLE	-	-	-
ACQUISITION/CONSTRUCTION OF CAPITAL ASSETS	(2)	-	-
NET CASH (PROVIDED) USED FOR CAPITAL AND RELATED FIN.	<u>(2)</u>	<u>-</u>	<u>-</u>
CASH FLOWS FROM INVESTING ACTIVITIES:			
PURCHASES OF INVESTMENT SECURITIES	-	-	-
PROCEEDS FROM SALE OF INVESTMENT SECURITIES	-	-	-
INTEREST AND DIVIDENDS EARNED ON INVESTMENT SECURIT	-	3	2
NET CASH PROVIDED (USED) BY INVESTING ACTIVITIES	<u>-</u>	<u>3</u>	<u>2</u>
NET INCREASE/DECREASE IN CASH AND CASH EQUIVALENTS	(19)	11	37
CASH AND CASH EQUIVALENTS AT BEGINNING OF YEAR	<u>145</u>	<u>216</u>	<u>169</u>
CASH AND CASH EQUIVALENTS AT END OF YEAR	<u>\$ 126</u>	<u>\$ 227</u>	<u>\$ 206</u>
RECONCILIATION OF OPERATING INCOME(LOSS) TO NET CASH PROVIDED (USED) BY OPERATING ACTIVITIES:			
OPERATING INCOME (LOSS)	\$ (26)	\$ 7	\$ (71)
ADJUSTMENTS TO RECONCILE OPERATING INCOME (LOSS) TO NET CASH PROVIDED BY OPERATING ACTIVITIES:			
DEPRECIATION	2	2	-
PROVISION FOR UNCOLLECTIBLE ACCOUNTS	-	-	-
CHANGES IN ASSETS AND LIABILITIES:			
(INCREASE)DECREASE IN ACCOUNTS RECEIVABLE	-	-	27
(INCREASE)DECREASE IN PREPAYMENTS	-	-	-
(INCREASE)DECREASE IN INVENTORIES	-	-	-
(INCREASE)DECREASE IN OTHER ASSETS	-	-	80
INCREASE(DECREASE) IN ACCOUNTS PAYABLE	5	(1)	(1)
INCREASE(DECREASE) IN ACCRUED PAYROLL AND RELATED	-	-	-
INCREASE(DECREASE) IN COMPENSATED ABSENCES PAYABL	4	-	16
INCREASE(DECREASE) IN DEFERRED REVENUES	(2)	-	-
INCREASE(DECREASE) IN OTHER LIABILITIES	-	-	(16)
NET CASH PROVIDED BY OPERATING ACTIVITIES	<u>\$ (17)</u>	<u>\$ 8</u>	<u>\$ 35</u>

DAIRY INDUSTRY PROMOTION BOARD	LOUISIANA AUCTIONEERS LICENSING BOARD	LOUISIANA BOARD OF ARCHITECTURAL EXAMINERS	LOUISIANA BOARD OF CHIROPRACTIC EXAMINERS	BOARD OF EXAMINERS IN DIETETICS AND NUTRITION	LOUISIANA BOARD OF EXAMINERS OF SPEECH-LANGUAGE PATHOLOGY AND AUDIOLOGY	LOUISIANA BOARD OF MASSAGE THERAPY
\$ 476	\$ 94	\$ 360	\$ 133	\$ 68	\$ 188	\$ 312
(556)	(41)	(247)	(84)	(40)	(105)	(208)
-	(28)	(151)	(66)	(23)	(66)	(127)
-	1	-	23	-	4	-
<u>(80)</u>	<u>26</u>	<u>(38)</u>	<u>6</u>	<u>5</u>	<u>21</u>	<u>(23)</u>
-	-	-	-	-	-	-
-	-	-	-	-	-	-
7	-	-	-	-	-	-
-	-	-	-	-	-	-
<u>7</u>	<u>-</u>	<u>-</u>	<u>-</u>	<u>-</u>	<u>-</u>	<u>-</u>
-	-	-	-	-	-	-
-	-	-	-	-	-	-
-	-	-	(1)	-	-	-
-	-	-	(1)	-	-	-
-	-	-	-	-	-	-
-	-	-	-	-	-	-
5	-	6	-	-	-	3
<u>5</u>	<u>-</u>	<u>6</u>	<u>-</u>	<u>-</u>	<u>-</u>	<u>3</u>
(68)	26	(32)	5	5	21	(20)
<u>333</u>	<u>236</u>	<u>294</u>	<u>155</u>	<u>67</u>	<u>179</u>	<u>172</u>
\$ <u>265</u>	\$ <u>262</u>	\$ <u>262</u>	\$ <u>160</u>	\$ <u>72</u>	\$ <u>200</u>	\$ <u>152</u>
\$ <u>(45)</u>	\$ <u>24</u>	\$ <u>(43)</u>	\$ <u>6</u>	\$ <u>5</u>	\$ <u>50</u>	\$ <u>(20)</u>
-	-	-	1	-	1	-
-	-	-	-	-	-	-
(41)	-	-	-	-	(33)	(12)
-	-	-	-	-	-	-
-	-	-	-	-	-	-
6	-	5	(1)	-	3	7
-	-	-	-	-	-	-
-	2	-	-	-	-	2
-	-	-	-	-	-	-
-	-	-	-	-	-	-
<u>(80)</u>	<u>26</u>	<u>(38)</u>	<u>6</u>	<u>5</u>	<u>21</u>	<u>(23)</u>

**STATE OF LOUISIANA
STATEMENT OF CASH FLOWS
BOARDS AND COMMISSIONS
FOR THE YEAR ENDED JUNE 30, 2003**

(EXPRESSED IN THOUSANDS)	LOUISIANA BOARD OF PHARMACY	CATFISH PROMOTION AND RESEARCH BOARD	LOUISIANA CEMETERY BOARD
CASH FLOWS FROM OPERATING ACTIVITIES:			
CASH RECEIVED FROM CUSTOMERS	\$ 1,152	\$ -	\$ 166
CASH PAYMENTS TO SUPPLIERS FOR GOODS AND SERVICE	(396)	-	(58)
CASH PAYMENTS TO EMPLOYEES FOR SERVICES	(751)	-	(109)
OTHER OPERATING REVENUES (EXPENSES)	-	-	-
NET CASH PROVIDED (USED) BY OPERATING ACTIVITIES	<u>5</u>	<u>-</u>	<u>(1)</u>
CASH FLOWS FROM NONCAPITAL FINANCING ACTIVITIES:			
STATE APPROPRIATIONS	-	-	-
PRINCIPAL PAID ON NOTES PAYABLE	-	-	-
OTHER	-	-	-
TRANSFERS OUT	-	-	-
NET CASH PROVIDED (USED) BY NONCAPITAL FINANCING A	<u>-</u>	<u>-</u>	<u>-</u>
CASH FLOWS FROM CAPITAL AND RELATED FINANCING ACTI			
PRINCIPAL PAID ON NOTES PAYABLE	-	-	-
INTEREST PAID ON NOTES PAYABLE	-	-	-
ACQUISITION/CONSTRUCTION OF CAPITAL ASSETS	(22)	-	(3)
NET CASH (PROVIDED) USED FOR CAPITAL AND RELATED F	<u>(22)</u>	<u>-</u>	<u>(3)</u>
CASH FLOWS FROM INVESTING ACTIVITIES:			
PURCHASES OF INVESTMENT SECURITIES	(981)	-	-
PROCEEDS FROM SALE OF INVESTMENT SECURITIES	921	-	-
INTEREST AND DIVIDENDS EARNED ON INVESTMENT SECUF	58	-	4
NET CASH PROVIDED (USED) BY INVESTING ACTIVITIES	<u>(2)</u>	<u>-</u>	<u>4</u>
NET INCREASE/DECREASE IN CASH AND CASH EQUIVALENTS	(19)	-	-
CASH AND CASH EQUIVALENTS AT BEGINNING OF YEAR	<u>163</u>	<u>193</u>	<u>140</u>
CASH AND CASH EQUIVALENTS AT END OF YEAR	<u>\$ 144</u>	<u>\$ 193</u>	<u>\$ 140</u>
RECONCILIATION OF OPERATING INCOME(LOSS) TO NET CAS			
(USED) BY OPERATING ACTIVITIES:			
OPERATING INCOME (LOSS)	\$ (34)	\$ -	\$ (3)
ADJUSTMENTS TO RECONCILE OPERATING INCOME (LOSS)T			
BY OPERATING ACTIVITIES:			
DEPRECIATION	17	-	1
PROVISION FOR UNCOLLECTIBLE ACCOUNTS	-	-	-
CHANGES IN ASSETS AND LIABILITIES:			
(INCREASE)DECREASE IN ACCOUNTS RECEIVABLE	-	-	-
(INCREASE)DECREASE IN PREPAYMENTS	-	-	-
(INCREASE)DECREASE IN INVENTORIES	-	-	-
(INCREASE)DECREASE IN OTHER ASSETS	-	-	-
INCREASE(DECREASE) IN ACCOUNTS PAYABLE	3	-	-
INCREASE(DECREASE) IN ACCRUED PAYROLL AND RELATE	2	-	1
INCREASE(DECREASE) IN COMPENSATED ABSENCES PAYA	17	-	-
INCREASE(DECREASE) IN DEFERRED REVENUES	-	-	-
INCREASE(DECREASE) IN OTHER LIABILITIES	-	-	-
NET CASH PROVIDED BY OPERATING ACTIVITIES	<u>\$ 5</u>	<u>\$ -</u>	<u>\$ (1)</u>

CATFISH PROMOTION AND RESEARCH BOARD	LOUISIANA CEMETERY BOARD	LOUISIANA CRAWFISH PROMOTION AND RESEARCH PROGRAM	LOUISIANA LICENSED PROFESSIONAL COUNSELORS BOARD OF EXAMINERS	LOUISIANA LICENSED PROFESSIONAL VOCATIONAL REHABILITATION COUNSELORS BOARD	LOUISIANA PROFESSIONAL ENGINEERING AND LAND SURVEYING BOARD	LOUISIANA REAL ESTATE APPRAISERS STATE BOARD OF CERTIFICATION	LOUISIANA REAL ESTATE COMMISSION	LOUISIANA RICE PROMOTION BOARD
- \$	166 \$	- \$	305 \$	27 \$	1,022 \$	135 \$	1,734 \$	918
-	(58)	-	(134)	(12)	(457)	(94)	(751)	(916)
-	(109)	-	(62)	(13)	(637)	(86)	(1,013)	-
-	-	-	-	-	-	-	-	-
-	(1)	-	109	2	(72)	(45)	(30)	2
-	-	-	-	-	-	-	-	-
-	-	-	-	-	34	28	18	-
-	-	-	-	-	-	-	-	-
-	-	-	-	-	34	28	18	-
-	-	-	-	-	-	-	-	-
-	(3)	-	-	-	-	-	(16)	-
-	(3)	-	-	-	-	-	(16)	-
-	-	-	-	-	-	-	(2)	-
-	-	-	-	-	-	-	-	-
-	4	-	-	-	13	1	39	-
-	4	-	-	-	13	1	37	-
-	-	-	109	2	(25)	(16)	9	2
193	140	74	202	6	709	90	2,695	39
193 \$	140 \$	74 \$	311 \$	8 \$	684 \$	74 \$	2,704 \$	41

- \$	(3) \$	- \$	110 \$	1 \$	(98) \$	(42) \$	(51) \$	-
-	1	-	-	-	2	-	43	-
-	-	-	-	-	-	-	-	-
-	-	-	(2)	-	-	-	-	24
-	-	-	-	-	-	-	-	-
-	-	-	-	-	(3)	-	1	-
-	-	-	-	1	3	(4)	(28)	(22)
-	1	-	1	-	19	-	-	-
-	-	-	-	-	5	1	13	-
-	-	-	-	-	-	-	-	-
-	-	-	-	-	-	-	(8)	-
- \$	(1) \$	- \$	109 \$	2 \$	(72) \$	(45) \$	(30) \$	2

**STATE OF LOUISIANA
STATEMENT OF CASH FLOWS
BOARDS AND COMMISSIONS
FOR THE YEAR ENDED JUNE 30, 2003**

(EXPRESSED IN THOUSANDS)

	LOUISIANA RICE RESEARCH BOARD	LOUISIANA SOYBEAN AND GRAIN RESEARCH AND PROMOTION BOARD	LOUISIANA STATE BOARD OF CERTIFICATION OF SUBSTANCE ABUSE COUNSELORS
CASH FLOWS FROM OPERATING ACTIVITIES:			
CASH RECEIVED FROM CUSTOMERS	1,688 \$	883 \$	137
CASH PAYMENTS TO SUPPLIERS FOR GOODS AND SERVICE	(1,444)	(811)	(88)
CASH PAYMENTS TO EMPLOYEES FOR SERVICES	-	-	(24)
OTHER OPERATING REVENUES (EXPENSES)	-	-	-
NET CASH PROVIDED (USED) BY OPERATING ACTIVITIES	244	72	25
CASH FLOWS FROM NONCAPITAL FINANCING ACTIVITIES:			
STATE APPROPRIATIONS	-	-	-
PRINCIPAL PAID ON NOTES PAYABLE	-	-	(1)
OTHER	-	-	-
TRANSFERS OUT	-	-	-
NET CASH PROVIDED (USED) BY NONCAPITAL FINANCING	-	-	(1)
CASH FLOWS FROM CAPITAL AND RELATED FINANCING ACTI			
PRINCIPAL PAID ON NOTES PAYABLE	-	-	-
INTEREST PAID ON NOTES PAYABLE	-	-	-
ACQUISITION/CONSTRUCTION OF CAPITAL ASSETS	-	-	-
NET CASH (PROVIDED) USED FOR CAPITAL AND RELATED F	-	-	-
CASH FLOWS FROM INVESTING ACTIVITIES:			
PURCHASES OF INVESTMENT SECURITIES	-	-	-
PROCEEDS FROM SALE OF INVESTMENT SECURITIES	-	-	-
INTEREST AND DIVIDENDS EARNED ON INVESTMENT SECUI	12	18	-
NET CASH PROVIDED (USED) BY INVESTING ACTIVITIES	12	18	-
NET INCREASE/DECREASE IN CASH AND CASH EQUIVALENTS	256	90	24
CASH AND CASH EQUIVALENTS AT BEGINNING OF YEAR	1,279	1,382	38
CASH AND CASH EQUIVALENTS AT END OF YEAR	1,535 \$	1,472 \$	62
RECONCILIATION OF OPERATING INCOME(LOSS) TO NET CA:			
(USED) BY OPERATING ACTIVITIES:			
OPERATING INCOME (LOSS)	204 \$	(24) \$	24
ADJUSTMENTS TO RECONCILE OPERATING INCOME (LOSS)T			
BY OPERATING ACTIVITIES:			
DEPRECIATION	-	-	2
PROVISION FOR UNCOLLECTIBLE ACCOUNTS	-	-	-
CHANGES IN ASSETS AND LIABILITIES:			
(INCREASE)DECREASE IN ACCOUNTS RECEIVABLE	29	3	17
(INCREASE)DECREASE IN PREPAYMENTS	-	-	-
(INCREASE)DECREASE IN INVENTORIES	-	-	-
(INCREASE)DECREASE IN OTHER ASSETS	11	-	-
INCREASE(DECREASE) IN ACCOUNTS PAYABLE	-	93	2
INCREASE(DECREASE) IN ACCRUED PAYROLL AND RELATE	-	-	-
INCREASE(DECREASE) IN COMPENSATED ABSENCES PAYA	-	-	(3)
INCREASE(DECREASE) IN DEFERRED REVENUES	-	-	(17)
INCREASE(DECREASE) IN OTHER LIABILITIES	-	-	-
NET CASH PROVIDED BY OPERATING ACTIVITIES	244 \$	72 \$	25

LOUISIANA STATE BOARD OF DENTISTRY	LOUISIANA STATE BOARD OF ELECTROLYSIS EXAMINERS	LOUISIANA STATE BOARD OF EMBALMERS AND FUNERAL DIRECTORS	LOUISIANA STATE BOARD OF EXAMINERS FOR SANITARIANS	LOUISIANA STATE BOARD OF HEARING AID DEALERS	LOUISIANA STATE BOARD OF INTERIOR DESIGNERS	LOUISIANA STATE BOARD OF MEDICAL EXAMINERS
\$ 775	\$ -	\$ 281	\$ 18	\$ 16	\$ 70	\$ 3,641
(545)	-	(139)	-	(19)	(45)	(2,590)
(282)	-	(173)	(10)	(8)	(26)	(1,869)
<u>7</u>	<u>-</u>	<u>-</u>	<u>-</u>	<u>-</u>	<u>-</u>	<u>-</u>
(45)	-	(31)	8	(11)	(1)	(818)
-	-	-	-	-	-	-
-	-	4	-	-	-	-
<u>-</u>	<u>-</u>	<u>-</u>	<u>-</u>	<u>-</u>	<u>-</u>	<u>-</u>
-	-	4	-	-	-	-
-	-	-	-	-	-	-
-	-	-	-	-	-	-
(3)	-	(6)	-	-	-	(100)
<u>(3)</u>	<u>-</u>	<u>(6)</u>	<u>-</u>	<u>-</u>	<u>-</u>	<u>(100)</u>
-	-	-	-	-	-	-
-	-	-	-	-	-	-
<u>-</u>	<u>-</u>	<u>6</u>	<u>-</u>	<u>-</u>	<u>1</u>	<u>60</u>
-	-	6	-	-	1	60
(48)	-	(27)	8	(11)	-	(858)
<u>555</u>	<u>10</u>	<u>368</u>	<u>19</u>	<u>28</u>	<u>60</u>	<u>4,904</u>
<u>\$ 507</u>	<u>\$ 10</u>	<u>\$ 341</u>	<u>\$ 27</u>	<u>\$ 17</u>	<u>\$ 60</u>	<u>\$ 4,046</u>

\$ (33)	\$ -	\$ 52	\$ 8	\$ (11)	\$ 3	\$ (1,205)
6	-	4	-	-	-	100
-	-	-	-	-	-	106
-	-	-	-	-	-	87
-	-	-	-	-	-	-
-	-	1	-	-	-	7
(18)	-	14	-	-	(1)	90
-	-	-	-	-	-	16
-	-	8	-	-	(3)	16
-	-	(110)	-	-	-	(35)
<u>-</u>	<u>-</u>	<u>-</u>	<u>-</u>	<u>-</u>	<u>-</u>	<u>-</u>
<u>(45)</u>	<u>-</u>	<u>(31)</u>	<u>8</u>	<u>(11)</u>	<u>(1)</u>	<u>(818)</u>

**STATE OF LOUISIANA
STATEMENT OF CASH FLOWS
BOARDS AND COMMISSIONS
FOR THE YEAR ENDED JUNE 30, 2003**

(EXPRESSED IN THOUSANDS)

	LOUISIANA STATE BOARD OF NURSING	LOUISIANA STATE BOARD OF OPTOMETRY EXAMINERS	LOUISIANA STATE BOARD OF PHYSICAL THERAPY EXAMINERS
CASH FLOWS FROM OPERATING ACTIVITIES:			
CASH RECEIVED FROM CUSTOMERS	\$ 2,640	\$ 112	\$ 385
CASH PAYMENTS TO SUPPLIERS FOR GOODS AND SERVICE	(807)	(61)	(171)
CASH PAYMENTS TO EMPLOYEES FOR SERVICES	(1,723)	-	(66)
OTHER OPERATING REVENUES (EXPENSES)	43	-	-
NET CASH PROVIDED (USED) BY OPERATING ACTIVITIES	<u>153</u>	<u>51</u>	<u>148</u>
CASH FLOWS FROM NONCAPITAL FINANCING ACTIVITIES:			
STATE APPROPRIATIONS	-	-	-
PRINCIPAL PAID ON NOTES PAYABLE	-	-	-
OTHER	-	-	-
TRANSFERS OUT	-	-	-
NET CASH PROVIDED (USED) BY NONCAPITAL FINANCING A	<u>-</u>	<u>-</u>	<u>-</u>
CASH FLOWS FROM CAPITAL AND RELATED FINANCING ACTI			
PRINCIPAL PAID ON NOTES PAYABLE	-	-	-
INTEREST PAID ON NOTES PAYABLE	-	-	-
ACQUISITION/CONSTRUCTION OF CAPITAL ASSETS	(10)	-	-
NET CASH (PROVIDED) USED FOR CAPITAL AND RELATED F	<u>(10)</u>	<u>-</u>	<u>-</u>
CASH FLOWS FROM INVESTING ACTIVITIES:			
PURCHASES OF INVESTMENT SECURITIES	-	-	-
PROCEEDS FROM SALE OF INVESTMENT SECURITIES	-	-	-
INTEREST AND DIVIDENDS EARNED ON INVESTMENT SECUF	-	9	11
NET CASH PROVIDED (USED) BY INVESTING ACTIVITIES	<u>-</u>	<u>9</u>	<u>11</u>
NET INCREASE/DECREASE IN CASH AND CASH EQUIVALENTS	143	60	159
CASH AND CASH EQUIVALENTS AT BEGINNING OF YEAR	<u>2,995</u>	<u>387</u>	<u>366</u>
CASH AND CASH EQUIVALENTS AT END OF YEAR	<u>\$ 3,138</u>	<u>\$ 447</u>	<u>\$ 525</u>
RECONCILIATION OF OPERATING INCOME(LOSS) TO NET CAS (USED) BY OPERATING ACTIVITIES:			
OPERATING INCOME (LOSS)	\$ <u>130</u>	\$ <u>46</u>	\$ <u>147</u>
ADJUSTMENTS TO RECONCILE OPERATING INCOME (LOSS)TI BY OPERATING ACTIVITIES:			
DEPRECIATION	22	1	-
PROVISION FOR UNCOLLECTIBLE ACCOUNTS	-	-	-
CHANGES IN ASSETS AND LIABILITIES:			
(INCREASE)DECREASE IN ACCOUNTS RECEIVABLE	(12)	-	-
(INCREASE)DECREASE IN PREPAYMENTS	-	-	-
(INCREASE)DECREASE IN INVENTORIES	-	-	-
(INCREASE)DECREASE IN OTHER ASSETS	-	-	-
INCREASE(DECREASE) IN ACCOUNTS PAYABLE	(12)	1	1
INCREASE(DECREASE) IN ACCRUED PAYROLL AND RELATE	(13)	-	-
INCREASE(DECREASE) IN COMPENSATED ABSENCES PAYA	-	-	-
INCREASE(DECREASE) IN DEFERRED REVENUES	-	3	-
INCREASE(DECREASE) IN OTHER LIABILITIES	38	-	-
NET CASH PROVIDED BY OPERATING ACTIVITIES	<u>\$ 153</u>	<u>\$ 51</u>	<u>\$ 148</u>

LOUISIANA STATE BOARD OF PRACTICAL NURSE EXAMINERS	LOUISIANA STATE BOARD OF SOCIAL WORKERS EXAMINERS	LOUISIANA STATE BOARD OF WHOLESALE DRUG DISTRIBUTORS	LOUISIANA STATE POLYGRAPH BOARD	LOUISIANA STATE RADIO AND TV TECHNICIANS BOARD	LOUISIANA STRAWBERRY MARKETING BOARD	LOUISIANA SWEET POTATO ADVERTISING AND DEVELOPMENT
\$ 946	\$ 457	\$ 229	\$ 5	\$ 56	\$ 17	\$ 166
(194)	(256)	(39)	(11)	(6)	(29)	(248)
(450)	(106)	(154)	-	(52)	-	-
(115)	16	-	-	(36)	-	-
<u>187</u>	<u>111</u>	<u>36</u>	<u>(6)</u>	<u>(38)</u>	<u>(12)</u>	<u>(82)</u>
-	-	-	-	-	-	-
-	-	-	-	-	-	-
-	-	-	-	-	-	5
-	-	-	-	-	-	(45)
-	-	-	-	-	-	(40)
-	-	-	-	-	-	-
(9)	-	(3)	-	-	-	-
<u>(9)</u>	<u>-</u>	<u>(3)</u>	<u>-</u>	<u>-</u>	<u>-</u>	<u>-</u>
-	-	-	-	-	-	-
-	-	-	-	-	-	-
-	-	6	-	-	-	4
-	-	6	-	-	-	4
178	111	39	(6)	(38)	(12)	(118)
<u>979</u>	<u>466</u>	<u>287</u>	<u>14</u>	<u>66</u>	<u>38</u>	<u>328</u>
<u>\$ 1,157</u>	<u>\$ 577</u>	<u>\$ 326</u>	<u>\$ 8</u>	<u>\$ 28</u>	<u>\$ 26</u>	<u>\$ 210</u>

\$ 184	\$ 104	\$ 29	\$ (6)	\$ (38)	\$ (12)	\$ (47)
7	-	3	-	-	-	-
-	-	-	-	-	-	-
(4)	-	-	-	-	-	(22)
-	-	-	-	-	-	-
-	-	-	-	-	-	-
(2)	7	-	-	-	-	(13)
2	-	-	-	-	-	-
-	-	4	-	-	-	-
-	-	-	-	-	-	-
-	-	-	-	-	-	-
<u>187</u>	<u>111</u>	<u>36</u>	<u>(6)</u>	<u>(38)</u>	<u>(12)</u>	<u>(82)</u>

**STATE OF LOUISIANA
STATEMENT OF CASH FLOWS
BOARDS AND COMMISSIONS
FOR THE YEAR ENDED JUNE 30, 2003**

(EXPRESSED IN THOUSANDS)

	LOUISIANA TAX FREE SHOPPING COMMISSION	OFFICE OF THE CUSTODIAN OF NOTORIAL RECORDS OF ORLEANS PARISH	RADIOLOGIC TECHNOLOGY BOARD OF EXAMINERS
CASH FLOWS FROM OPERATING ACTIVITIES:			
CASH RECEIVED FROM CUSTOMERS	\$ 412	\$ 1,996	\$ 172
CASH PAYMENTS TO SUPPLIERS FOR GOODS AND SERVICE	(150)	(776)	(51)
CASH PAYMENTS TO EMPLOYEES FOR SERVICES	(297)	(561)	(81)
OTHER OPERATING REVENUES (EXPENSES)	1	-	3
NET CASH PROVIDED (USED) BY OPERATING ACTIVITIES	(34)	659	43
CASH FLOWS FROM NONCAPITAL FINANCING ACTIVITIES:			
STATE APPROPRIATIONS	(170)	-	-
PRINCIPAL PAID ON NOTES PAYABLE	-	-	-
OTHER	(117)	-	-
TRANSFERS OUT	-	-	-
NET CASH PROVIDED (USED) BY NONCAPITAL FINANCING A	(287)	-	-
CASH FLOWS FROM CAPITAL AND RELATED FINANCING ACTI			
PRINCIPAL PAID ON NOTES PAYABLE	-	(24)	-
INTEREST PAID ON NOTES PAYABLE	-	(3)	-
ACQUISITION/CONSTRUCTION OF CAPITAL ASSETS	-	(31)	-
NET CASH (PROVIDED) USED FOR CAPITAL AND RELATED F	-	(58)	-
CASH FLOWS FROM INVESTING ACTIVITIES:			
PURCHASES OF INVESTMENT SECURITIES	-	-	-
PROCEEDS FROM SALE OF INVESTMENT SECURITIES	-	-	-
INTEREST AND DIVIDENDS EARNED ON INVESTMENT SECUF	-	10	6
NET CASH PROVIDED (USED) BY INVESTING ACTIVITIES	-	10	6
NET INCREASE/DECREASE IN CASH AND CASH EQUIVALENTS	(321)	611	49
CASH AND CASH EQUIVALENTS AT BEGINNING OF YEAR	413	838	416
CASH AND CASH EQUIVALENTS AT END OF YEAR	\$ 92	\$ 1,449	\$ 465
RECONCILIATION OF OPERATING INCOME(LOSS) TO NET CAS			
(USED) BY OPERATING ACTIVITIES:			
OPERATING INCOME (LOSS)	\$ 18	\$ 612	\$ 35
ADJUSTMENTS TO RECONCILE OPERATING INCOME (LOSS)TI			
BY OPERATING ACTIVITIES:			
DEPRECIATION	-	48	-
PROVISION FOR UNCOLLECTIBLE ACCOUNTS	-	-	-
CHANGES IN ASSETS AND LIABILITIES:			
(INCREASE)DECREASE IN ACCOUNTS RECEIVABLE	(43)	(8)	-
(INCREASE)DECREASE IN PREPAYMENTS	-	4	-
(INCREASE)DECREASE IN INVENTORIES	1	-	-
(INCREASE)DECREASE IN OTHER ASSETS	-	-	(2)
INCREASE(DECREASE) IN ACCOUNTS PAYABLE	(4)	9	(3)
INCREASE(DECREASE) IN ACCRUED PAYROLL AND RELATE	-	(16)	-
INCREASE(DECREASE) IN COMPENSATED ABSENCES PAYA	(6)	7	13
INCREASE(DECREASE) IN DEFERRED REVENUES	-	3	-
INCREASE(DECREASE) IN OTHER LIABILITIES	-	-	-
NET CASH PROVIDED BY OPERATING ACTIVITIES	\$ (34)	\$ 659	\$ 43

STATE BOARD OF CERTIFIED PUBLIC ACCOUNTANTS OF LOUISIANA	STATE BOARD OF EXAMINERS OF PSYCHOLOGISTS	STATE BOARD OF VETERINARY MEDICAL EXAMINERS	STATE BOXING AND WRESTLING COMMISSION	WATCHMAKERS BOARD FUND	TOTALS JUNE 30, 2003
\$ 584	\$ 146	\$ 234	\$ 81	\$ -	24,032
(203)	(76)	(150)	(52)	-	(13,527)
(415)	(69)	(59)	(45)	-	(9,904)
-	-	-	-	-	(53)
<u>(34)</u>	<u>1</u>	<u>25</u>	<u>(16)</u>	<u>-</u>	<u>548</u>
-	-	-	-	-	(170)
-	-	-	-	-	(1)
-	-	-	(5)	-	(26)
-	-	-	-	-	(45)
-	-	-	(5)	-	(242)
-	-	-	-	-	(24)
-	-	-	-	-	(3)
-	(6)	-	-	-	(212)
-	(6)	-	-	-	(239)
-	-	-	-	-	(983)
-	-	-	-	-	921
<u>11</u>	<u>2</u>	<u>3</u>	<u>-</u>	<u>-</u>	<u>293</u>
<u>11</u>	<u>2</u>	<u>3</u>	<u>-</u>	<u>-</u>	<u>231</u>
(23)	(3)	28	(21)	-	298
<u>803</u>	<u>157</u>	<u>210</u>	<u>31</u>	<u>1</u>	<u>23,715</u>
<u>\$ 780</u>	<u>\$ 154</u>	<u>\$ 238</u>	<u>\$ 10</u>	<u>\$ 1</u>	<u>\$ 24,013</u>
<u>\$ (53)</u>	<u>\$ (1)</u>	<u>\$ 29</u>	<u>\$ (16)</u>	<u>\$ -</u>	<u>\$ (51)</u>
1	1	-	-	-	264
-	-	-	-	-	106
(3)	-	-	-	-	7
1	-	-	-	-	5
-	-	-	-	-	1
-	-	-	-	-	95
2	2	(4)	-	-	140
15	-	-	-	-	27
-	-	-	-	-	96
2	(1)	-	-	-	(157)
<u>1</u>	<u>-</u>	<u>-</u>	<u>-</u>	<u>-</u>	<u>15</u>
<u>\$ (34)</u>	<u>\$ 1</u>	<u>\$ 25</u>	<u>\$ (16)</u>	<u>\$ -</u>	<u>\$ 548</u>

STATE OF LOUISIANA
COMBINING STATEMENT OF NET ASSETS
DISCRETE-BOARDS AND COMMISSIONS
JUNE 30, 2003

(EXPRESSED IN THOUSANDS)	NATCHITOCHE HISTORICAL DISTRICT DEVELOPMENT COMMISSION	STATE PLUMBING BOARD OF LOUISIANA	LOUISIANA BEEF INDUSTRY COUNCIL	LOUISIANA MOTOR VEHICLE COMMISSION
ASSETS				
CURRENT ASSETS:				
CASH AND CASH EQUIVALENTS	\$ 136	\$ 381	\$ 316	\$ 917
INVESTMENTS	-	-	-	-
RECEIVABLES (NET)	-	5	66	-
PREPAYMENTS	-	5	-	-
OTHER CURRENT ASSETS	-	-	2	-
TOTAL CURRENT ASSETS	136	391	384	917
NONCURRENT ASSETS:				
CAPITAL ASSETS (NET OF ACCUMULATED DEPRECIATION)				
LAND	-	-	-	97
BUILDINGS AND IMPROVEMENTS	-	-	-	304
MACHINERY AND EQUIPMENT	-	12	-	94
TOTAL NONCURRENT ASSETS	-	12	-	495
TOTAL ASSETS	\$ 136	\$ 403	\$ 384	\$ 1,412
LIABILITIES				
CURRENT LIABILITIES:				
ACCOUNTS PAYABLE AND ACCRUALS	\$ 49	\$ 6	\$ 48	\$ 33
DEFERRED REVENUES	-	20	-	-
OTHER CURRENT LIABILITIES	-	12	-	-
CURRENT PORTION OF LONG-TERM LIABILITIES:				
NOTES PAYABLE	-	-	-	-
TOTAL CURRENT LIABILITIES	49	38	48	33
NONCURRENT LIABILITIES:				
NONCURRENT PORTION OF LONG-TERM LIABILITIES:				
COMPENSATED ABSENCES PAYABLE	-	19	-	53
NOTES PAYABLE	-	-	-	-
TOTAL NONCURRENT LIABILITIES	-	19	-	53
TOTAL LIABILITIES	49	57	48	86
NET ASSETS				
INVESTED IN CAPITAL ASSETS, NET OF RELATED DEBT	-	12	-	495
UNRESTRICTED	87	334	336	831
TOTAL NET ASSETS	87	346	336	1,326
TOTAL LIABILITIES AND NET ASSETS	\$ 136	\$ 403	\$ 384	\$ 1,412

LOUISIANA STATE BOARD OF PRIVATE SECURITY EXAMINERS	LOUISIANA USED VEHICLE AND PARTS COMMISSION	LOUISIANA EGG COMMISSION	LOUISIANA STATE BOARD OF PRIVATE INVESTIGATOR EXAMINERS	RELAY ADMINISTRATION BOARD	TOTAL
\$ 175	\$ 1,645	\$ 60	\$ 226	\$ 844	\$ 4,700
-	-	-	-	27,205	27,205
-	10	4	6	242	333
-	-	-	-	-	5
-	-	-	-	5	7
<u>175</u>	<u>1,655</u>	<u>64</u>	<u>232</u>	<u>28,296</u>	<u>32,250</u>
90	50	-	-	-	237
330	151	-	-	-	785
6	77	-	11	-	200
<u>426</u>	<u>278</u>	<u>-</u>	<u>11</u>	<u>-</u>	<u>1,222</u>
\$ <u>601</u>	\$ <u>1,933</u>	\$ <u>64</u>	\$ <u>243</u>	\$ <u>28,296</u>	\$ <u>33,472</u>
\$ 32	\$ 31	\$ -	\$ 21	\$ 224	\$ 444
-	-	-	4	-	24
-	-	-	-	-	12
18	-	-	-	-	18
<u>50</u>	<u>31</u>	<u>-</u>	<u>25</u>	<u>224</u>	<u>498</u>
14	62	-	7	-	155
188	-	-	-	-	188
<u>202</u>	<u>62</u>	<u>-</u>	<u>7</u>	<u>-</u>	<u>343</u>
252	93	-	32	224	841
218	278	-	11	-	1,014
131	1,562	64	200	28,072	31,617
<u>349</u>	<u>1,840</u>	<u>64</u>	<u>211</u>	<u>28,072</u>	<u>32,631</u>
\$ <u>601</u>	\$ <u>1,933</u>	\$ <u>64</u>	\$ <u>243</u>	\$ <u>28,296</u>	\$ <u>33,472</u>

STATE OF LOUISIANA
 COMBINING STATEMENT OF ACTIVITIES
 DISCRETE-BOARDS AND COMMISSIONS
 FOR THE YEAR ENDED JUNE 30, 2003

(EXPRESSED IN THOUSANDS)	PROGRAM REVENUES				NET (EXPENSE) REVENUE
	EXPENSES	CHARGES FOR SERVICES	OPERATING GRANTS AND CONTRIBUTIONS	CAPITAL GRANTS AND CONTRIBUTIONS	
NATCHITOCHEs HISTORICAL DISTRICT DEVELOPMENT COMM	\$ 390	\$ -	\$ -	\$ -	\$ (390)
STATE PLUMBING BOARD OF LOUISIANA	627	562	-	-	(65)
LOUISIANA BEEF INDUSTRY COUNCIL	309	456	-	-	147
LOUISIANA MOTOR VEHICLE COMMISSION	1,156	1,177	-	-	21
LOUISIANA STATE BOARD OF PRIVATE SECURITY EXAMINERS	472	407	-	-	(65)
LOUISIANA USED VEHICLE AND PARTS COMMISSION	1,145	1,094	-	-	(51)
LOUISIANA EGG COMMISSION	46	-	-	-	(46)
LOUISIANA STATE BOARD OF PRIVATE INVESTIGATOR EXAMINERS	315	246	-	-	(69)
RELAY ADMINISTRATION BOARD	2,791	1,436	-	-	(1,355)
TOTAL BOARDS AND COMMISSIONS	\$ 7,251	\$ 5,378	\$ -	\$ -	\$ (1,873)

	GENERAL REVENUES				NET ASSETS END OF YEAR
	PAYMENTS FROM PRIMARY GOVERNMENT	OTHER GENERAL REVENUES	CHANGE IN NET ASSETS	NET ASSETS BEGINNING OF YEAR	
NATCHITOCHEs HISTORICAL DISTRICT DEVELOPMENT COMM	\$ 225	\$ 13	\$ (152)	\$ 239	\$ 87
STATE PLUMBING BOARD OF LOUISIANA	-	4	(61)	407	346
LOUISIANA BEEF INDUSTRY COUNCIL	-	6	153	183	336
LOUISIANA MOTOR VEHICLE COMMISSION	-	13	34	1,292	1,326
LOUISIANA STATE BOARD OF PRIVATE SECURITY EXAMINERS	-	3	(62)	411	349
LOUISIANA USED VEHICLE AND PARTS COMMISSION	-	40	(11)	1,851	1,840
LOUISIANA EGG COMMISSION	-	55	9	55	64
LOUISIANA STATE BOARD OF PRIVATE INVESTIGATOR EXAMINERS	-	9	(60)	271	211
RELAY ADMINISTRATION BOARD *	-	6	(1,349)	29,421	28,072
TOTAL BOARDS AND COMMISSIONS	\$ 225	\$ 149	\$ (1,499)	\$ 34,130	\$ 32,631

STATE OF LOUISIANA
COMBINING STATEMENT OF NET ASSETS
LEVEE DISTRICTS - COMPONENT UNITS
JUNE 30, 2003

(EXPRESSED IN THOUSANDS)	AMITE BASIN DISTRICT	ATCHAFALAYA BASIN LEVEE DISTRICT	BAYOU D'ARBRONNE LAKE WATERSHED DISTRICT	BOSSIER LEVEE DISTRICT	CADDO LEVEE DISTRICT	FIFTH LOUISIANA LEVEE DISTRICT
ASSETS						
CURRENT ASSETS:						
CASH AND CASH EQUIVALENTS	\$ 1,107	\$ 7,179	\$ 41	\$ 93	\$ 15,894	\$ 1,237
INVESTMENTS	-	-	134	4,918	-	-
RECEIVABLES (NET)	-	11	5	7	63	11
INVENTORIES (AT COST)	-	-	-	-	-	-
PREPAYMENTS	-	-	-	-	-	-
NOTES RECEIVABLE	-	-	-	-	-	-
OTHER CURRENT ASSETS	-	-	-	-	-	-
TOTAL CURRENT ASSETS	<u>1,107</u>	<u>7,190</u>	<u>180</u>	<u>5,018</u>	<u>15,957</u>	<u>1,248</u>
NONCURRENT ASSETS:						
RESTRICTED ASSETS						
CASH	-	-	-	-	-	-
RECEIVABLES	-	-	-	-	-	-
CAPITAL ASSETS (NET OF ACCUMULATED DEPRECIATION)						
LAND	-	16	15	128	1,620	55
BUILDINGS AND IMPROVEMENTS	-	1,366	-	515	53	-
MACHINERY AND EQUIPMENT	40	1,187	-	212	463	742
INFRASTRUCTURE	-	-	-	-	-	-
CONSTRUCTION IN PROGRESS	-	-	-	-	-	-
OTHER NONCURRENT ASSETS	-	-	-	-	-	-
TOTAL NONCURRENT ASSETS	<u>40</u>	<u>2,569</u>	<u>15</u>	<u>855</u>	<u>2,136</u>	<u>797</u>
TOTAL ASSETS	<u>\$ 1,147</u>	<u>\$ 9,759</u>	<u>\$ 195</u>	<u>\$ 5,873</u>	<u>\$ 18,093</u>	<u>\$ 2,045</u>
LIABILITIES						
CURRENT LIABILITIES:						
ACCOUNTS PAYABLE AND ACCRUALS	\$ 10	\$ 77	\$ -	\$ 12	\$ 578	\$ 30
DEFERRED REVENUES	-	79	34	-	29	-
AMOUNTS HELD IN CUSTODY FOR OTHERS	-	-	-	-	-	-
OTHER CURRENT LIABILITIES	-	4	-	-	-	-
CURRENT PORTION OF LONG-TERM LIABILITIES:						
CONTRACTS PAYABLE	-	-	-	-	-	-
COMPENSATED ABSENCES PAYABLE	-	-	-	-	-	-
CAPITAL LEASE OBLIGATIONS	-	-	-	-	-	120
NOTES PAYABLE	-	-	-	-	-	-
BONDS PAYABLE	-	-	-	-	-	-
OTHER LONG-TERM LIABILITIES	-	-	-	-	-	-
TOTAL CURRENT LIABILITIES	<u>10</u>	<u>160</u>	<u>34</u>	<u>12</u>	<u>607</u>	<u>150</u>
NONCURRENT LIABILITIES:						
NONCURRENT PORTION OF LONG-TERM LIABILITIES:						
COMPENSATED ABSENCES PAYABLE	-	194	-	20	54	39
CAPITAL LEASE OBLIGATIONS	-	-	-	-	-	195
BONDS PAYABLE	-	-	-	-	-	-
TOTAL NONCURRENT LIABILITIES	<u>-</u>	<u>194</u>	<u>-</u>	<u>20</u>	<u>54</u>	<u>234</u>
TOTAL LIABILITIES	<u>10</u>	<u>354</u>	<u>34</u>	<u>32</u>	<u>661</u>	<u>384</u>
NET ASSETS						
INVESTED IN CAPITAL ASSETS, NET OF RELATED DEBT	40	2,569	15	855	2,136	483
RESTRICTED FOR CAPITAL PROJECTS	-	-	-	-	-	-
RESTRICTED FOR DEBT SERVICE	-	-	-	-	-	-
UNRESTRICTED	<u>1,097</u>	<u>6,836</u>	<u>146</u>	<u>4,986</u>	<u>15,296</u>	<u>1,178</u>
TOTAL NET ASSETS	<u>1,137</u>	<u>9,405</u>	<u>161</u>	<u>5,841</u>	<u>17,432</u>	<u>1,661</u>
TOTAL LIABILITIES AND NET ASSETS	<u>\$ 1,147</u>	<u>\$ 9,759</u>	<u>\$ 195</u>	<u>\$ 5,873</u>	<u>\$ 18,093</u>	<u>\$ 2,045</u>

EAST JEFFERSON LEVEE DISTRICT	WEST JEFFERSON LEVEE DISTRICT	LAFOURCHE BASIN LEVEE DISTRICT	SOUTH LAFOURCHE LEVEE DISTRICT	LAKE BORGNE BASIN LEVEE DISTRICT	NATCHITOCES LEVEE AND DRAINAGE DISTRICT	NINETEENTH LOUISIANA LEVEE DISTRICT	NORTH BOSSIER LEVEE DISTRICT	NORTH LAFOURCHE CONSERVATION LEVEE AND DRAINAGE DISTRICT
\$ 4,839	\$ 4,678	\$ 37	\$ 4,363	\$ 1,725	\$ 308	\$ 31	\$ 15	\$ 1,384
6,597	-	11,809	-	1,300	240	148	40	982
437	429	184	-	2	1	-	-	916
-	-	-	-	46	-	-	-	-
-	-	-	-	-	10	-	-	-
-	-	42	-	-	-	-	-	-
276	-	-	67	-	-	-	-	-
<u>12,149</u>	<u>5,107</u>	<u>12,072</u>	<u>4,430</u>	<u>3,073</u>	<u>559</u>	<u>179</u>	<u>55</u>	<u>3,282</u>
-	-	-	-	1,158	-	-	-	-
-	-	-	-	3	-	-	-	-
1,591	6,311	130	133	257	1	-	-	219
851	678	449	122	187	-	5	-	1
538	737	525	93	237	119	-	-	99
2,508	15,783	-	13,215	16,312	-	-	-	-
-	20,187	-	219	-	-	-	-	-
-	-	-	-	21	-	-	-	-
<u>5,488</u>	<u>43,696</u>	<u>1,104</u>	<u>13,782</u>	<u>18,175</u>	<u>120</u>	<u>5</u>	<u>-</u>	<u>319</u>
\$ <u>17,637</u>	\$ <u>48,803</u>	\$ <u>13,176</u>	\$ <u>18,212</u>	\$ <u>21,248</u>	\$ <u>679</u>	\$ <u>184</u>	\$ <u>55</u>	\$ <u>3,601</u>
\$ 3,991	\$ 421	\$ 81	\$ 78	\$ 104	\$ 4	\$ 1	\$ -	\$ 22
-	-	-	-	-	-	-	-	-
-	-	-	-	-	-	-	-	-
-	-	-	17	-	-	-	-	-
-	-	-	-	30	-	-	-	-
-	-	-	4	-	-	-	-	-
-	-	-	-	-	-	-	-	-
-	11	-	-	-	-	-	-	-
-	170	-	170	545	-	-	-	-
-	-	-	-	27	-	-	-	-
<u>3,991</u>	<u>602</u>	<u>81</u>	<u>269</u>	<u>706</u>	<u>4</u>	<u>1</u>	<u>-</u>	<u>22</u>
172	128	64	78	104	14	-	-	-
-	-	-	-	-	-	-	-	-
-	380	-	375	3,005	-	-	-	-
<u>172</u>	<u>508</u>	<u>64</u>	<u>453</u>	<u>3,109</u>	<u>14</u>	<u>-</u>	<u>-</u>	<u>-</u>
<u>4,163</u>	<u>1,110</u>	<u>145</u>	<u>722</u>	<u>3,815</u>	<u>18</u>	<u>1</u>	<u>-</u>	<u>22</u>
5,488	43,146	1,104	13,782	13,443	120	5	-	319
4,571	-	997	-	457	-	-	-	-
-	119	-	12	-	-	-	-	-
<u>3,415</u>	<u>4,428</u>	<u>10,930</u>	<u>3,696</u>	<u>3,533</u>	<u>541</u>	<u>178</u>	<u>55</u>	<u>3,260</u>
<u>13,474</u>	<u>47,693</u>	<u>13,031</u>	<u>17,490</u>	<u>17,433</u>	<u>661</u>	<u>183</u>	<u>55</u>	<u>3,579</u>
\$ <u>17,637</u>	\$ <u>48,803</u>	\$ <u>13,176</u>	\$ <u>18,212</u>	\$ <u>21,248</u>	\$ <u>679</u>	\$ <u>184</u>	\$ <u>55</u>	\$ <u>3,601</u>

STATE OF LOUISIANA
COMBINING STATEMENT OF NET ASSETS
LEVEE DISTRICTS - COMPONENT UNITS
JUNE 30, 2003

(EXPRESSED IN THOUSANDS)

	PONCHARTRAIN LEVEE DISTRICT	POVERTY POINT RESERVOIR DISTRICT	RED RIVER ATCHAFALAYA AND BAYOU BOUEF DISTRICT	RED RIVER LEVEE AND DRAINAGE DISTRICT	TENSAS BASIN LEVEE DISTRICT	TOTAL
ASSETS						
CURRENT ASSETS:						
CASH AND CASH EQUIVALENTS	\$ 20,432	\$ 546	\$ 784	\$ 48	\$ 1,206	65,947
INVESTMENTS	12,630	-	1,069	-	6,983	46,850
RECEIVABLES (NET)	318	353	14	-	246	2,997
INVENTORIES (AT COST)	15	-	21	-	-	82
PREPAYMENTS	-	-	5	1	-	16
NOTES RECEIVABLE	-	-	-	-	-	42
OTHER CURRENT ASSETS	-	2	-	-	-	345
TOTAL CURRENT ASSETS	33,395	901	1,893	49	8,435	116,279
NONCURRENT ASSETS:						
RESTRICTED ASSETS						
CASH	-	-	-	-	-	1,158
RECEIVABLES	-	-	-	-	-	3
CAPITAL ASSETS (NET OF ACCUMULATED DEPRECIATION)						
LAND	765	2,416	409	-	76	14,142
BUILDINGS AND IMPROVEMENTS	233	-	294	-	651	5,405
MACHINERY AND EQUIPMENT	678	7	158	-	1,054	6,889
INFRASTRUCTURE	-	821	-	-	-	48,639
CONSTRUCTION IN PROGRESS	-	2,664	-	-	-	23,070
OTHER NONCURRENT ASSETS	-	-	-	-	-	21
TOTAL NONCURRENT ASSETS	1,676	5,908	861	-	1,781	99,327
TOTAL ASSETS	\$ 35,071	\$ 6,809	\$ 2,754	\$ 49	\$ 10,216	\$ 215,606
LIABILITIES						
CURRENT LIABILITIES:						
ACCOUNTS PAYABLE AND ACCRUALS	\$ 112	\$ 17	\$ 91	\$ 9	\$ 40	5,678
DEFERRED REVENUES	-	-	-	-	-	142
AMOUNTS HELD IN CUSTODY FOR OTHERS	5	-	-	-	-	5
OTHER CURRENT LIABILITIES	-	-	-	-	18	39
CURRENT PORTION OF LONG-TERM LIABILITIES:						
CONTRACTS PAYABLE	-	270	-	-	-	300
COMPENSATED ABSENCES PAYABLE	-	-	-	-	-	4
CAPITAL LEASE OBLIGATIONS	-	-	-	-	-	120
NOTES PAYABLE	-	-	-	-	-	11
BONDS PAYABLE	-	-	-	-	-	885
OTHER LONG-TERM LIABILITIES	-	-	-	-	-	27
TOTAL CURRENT LIABILITIES	117	287	91	9	58	7,211
NONCURRENT LIABILITIES:						
NONCURRENT PORTION OF LONG-TERM LIABILITIES:						
COMPENSATED ABSENCES PAYABLE	130	3	77	-	116	1,193
CAPITAL LEASE OBLIGATIONS	-	-	-	-	-	195
BONDS PAYABLE	-	-	-	-	-	3,760
TOTAL NONCURRENT LIABILITIES	130	3	77	-	116	5,148
TOTAL LIABILITIES	247	290	168	9	174	12,359
NET ASSETS						
INVESTED IN CAPITAL ASSETS, NET OF RELATED DEBT	1,676	5,908	861	-	1,781	93,731
RESTRICTED FOR CAPITAL PROJECTS	-	497	-	-	-	6,522
RESTRICTED FOR DEBT SERVICE	-	-	-	-	-	131
UNRESTRICTED	33,148	114	1,725	40	8,261	102,863
TOTAL NET ASSETS	34,824	6,519	2,586	40	10,042	203,247
TOTAL LIABILITIES AND NET ASSETS	\$ 35,071	\$ 6,809	\$ 2,754	\$ 49	\$ 10,216	\$ 215,606

STATE OF LOUISIANA
 COMBINING STATEMENT OF ACTIVITIES
 DISCRETE-LEEVE DISTRICTS
 FOR THE YEAR ENDED JUNE 30, 2003

(EXPRESSED IN THOUSANDS)

	PROGRAM REVENUES				
	EXPENSES	CHARGES FOR SERVICES	OPERATING GRANTS AND CONTRIBUTIONS	CAPITAL GRANTS AND CONTRIBUTIONS	NET (EXPENSE) REVENUE
AMITE RIVER BASIN DRAINAGE & WATER CONSERVATION DIST.	\$ 905	\$ -	\$ -	\$ -	\$ (905)
ATCHAFALAYA BASIN LEEVE DISTRICT	3,672	7	-	-	(3,665)
BAYOU D'ARBONNE LAKE WATERSHED DISTRICT	71	-	-	-	(71)
BOSSIER LEEVE DISTRICT	867	-	-	-	(867)
CADDO LEEVE DISTRICT	2,044	-	-	-	(2,044)
EAST JEFFERSON LEEVE DISTRICT	6,077	6	252	700	(5,119)
FIFTH LA LEEVE DISTRICT	2,395	-	-	-	(2,395)
LAFOURCHE BASIN LEEVE DISTRICT	3,919	183	-	-	(3,736)
LAKE BORGNE BASIN LEEVE DISTRICT	3,776	-	20	160	(3,596)
NATCHITOCHEES LEEVE & DRAINAGE DISTRICT	292	-	-	-	(292)
NINETEENTH LA LEEVE DISTRICT	33	-	-	-	(33)
NORTH BOSSIER LEEVE DISTRICT	1	-	-	-	(1)
NORTH LAFOURCHE CONSERVATION, LEEVE & DRAINAGE DIST.	338	-	3	-	(335)
PONCHARTRAIN LEEVE DISTRICT	4,668	-	-	75	(4,593)
POVERTY POINT RESERVOIR DISTRICT	22,275	-	100	4,691	(17,484)
RED RIVER, ATCHAFALYA AND BAYOU BOEUF LEEVE DISTRICT	1,815	-	-	-	(1,815)
RED RIVER LEEVE & DRAINAGE DISTRICT	43	-	-	-	(43)
SOUTH LAFOURCHE LEEVE DISTRICT	1,622	-	-	133	(1,489)
TENSAS BASIN LEEVE DISTRICT	2,591	-	455	-	(2,136)
WEST JEFFERSON LEEVE DISTRICT	3,174	1	249	1,752	(1,172)
TOTAL LEEVE DISTRICTS	\$ 60,578	\$ 197	\$ 1,079	\$ 7,511	\$ (51,791)

GENERAL REVENUES

	PAYMENTS FROM		OTHER GENERAL REVENUES	CHANGE IN NET ASSETS	NET ASSETS BEGINNING OF YEAR	NET ASSETS END OF YEAR
	PRIMARY GOVERNMENT					
AMITE RIVER BASIN DRAINAGE & WATER CONSERVATION DIST.	\$ 188	\$ 1,261	\$ 544	\$ 593	\$ 1,137	
ATCHAFALAYA BASIN LEEVE DISTRICT	148	4,814	1,297	8,108	9,405	
BAYOU D'ARBONNE LAKE WATERSHED DISTRICT	-	30	(41)	202	161	
BOSSIER LEEVE DISTRICT	157	1,271	561	5,280	5,841	
CADDO LEEVE DISTRICT	29	1,548	(467)	17,899	17,432	
EAST JEFFERSON LEEVE DISTRICT	400	4,467	(252)	13,726	13,474	
FIFTH LA LEEVE DISTRICT	56	2,620	281	1,380	1,661	
LAFOURCHE BASIN LEEVE DISTRICT	-	3,383	(353)	13,384	13,031	
LAKE BORGNE BASIN LEEVE DISTRICT	163	3,391	(42)	17,475	17,433	
NATCHITOCHEES LEEVE & DRAINAGE DISTRICT	39	319	66	595	661	
NINETEENTH LA LEEVE DISTRICT	3	38	8	175	183	
NORTH BOSSIER LEEVE DISTRICT	-	11	10	45	55	
NORTH LAFOURCHE CONSERVATION, LEEVE & DRAINAGE DIST.	-	960	625	2,954	3,579	
PONCHARTRAIN LEEVE DISTRICT	303	4,909	619	34,205	34,824	
POVERTY POINT RESERVOIR DISTRICT	-	14	(17,470)	23,989	6,519	
RED RIVER, ATCHAFALYA AND BAYOU BOEUF LEEVE DISTRICT	90	1,521	(204)	2,790	2,586	
RED RIVER LEEVE & DRAINAGE DISTRICT	2	42	1	39	40	
SOUTH LAFOURCHE LEEVE DISTRICT	48	2,395	954	16,536	17,490	
TENSAS BASIN LEEVE DISTRICT	145	2,470	479	9,563	10,042	
WEST JEFFERSON LEEVE DISTRICT	387	3,292	2,507	45,186	47,693	
TOTAL LEEVE DISTRICTS	\$ 2,158	\$ 38,756	\$ (10,877)	\$ 214,124	\$ 203,247	

**SCHEDULE OF TRANSFERS TO AND DUE TO
FOR THE YEAR ENDED JUNE 30,2003
(EXPRESSED IN THOUSANDS)**

	<u>Transfers To</u>	<u>Due To</u>
To.....From: Academic Improvement Fund		
General Fund	\$724	\$45
	Subtotal	\$45
To.....From: Acquatic Plant Control		
General Fund	\$68	
	Subtotal	\$68
To.....From: Administrative Fund of the Department of Insurance		
General Fund	\$584	\$369
	Subtotal	\$369
To.....From: Administrative Services		
General Fund		\$400
	Subtotal	\$400
To.....From: Agricultural Commodity Commission Self Insurance Fund		
General Fund	\$286	
	Subtotal	\$286
To.....From: Archaeological Curation Fund		
General Fund	\$40	\$40
	Subtotal	\$40
To.....From: Artificial Reef Development Fund		
General Fund	\$334	\$83
	Subtotal	\$83
To.....From: Avoyelles Parish Local Government Gaming Mitigation Fund		
General Fund	\$2,640	\$767
	Subtotal	\$767
To.....From: Battered Women's Shelter Fund		
General Fund	\$92	\$12
	Subtotal	\$12
To.....From: Black Bear Account		
General Fund	\$12	\$2
	Subtotal	\$2
To.....From: Blind Vendors Trust Fund		
Bond Security and Redemption Fund		\$13
General Fund	\$263	
	Subtotal	\$13
To.....From: Boll Weevil Eradication Fund		
General Fund	\$14,033	
	Subtotal	\$14,033
To.....From: Bond Security and Redemption Fund		
Academic Improvement Fund	\$40	
Acquatic Plant Control	\$283	\$15
Administrative Fund of the Department of Insurance	\$675	\$665
Agricultural Commodity Commission Self Insurance Fund	\$63	\$1
Agricultural Products Processing Development Fund	\$1	
Archaeological Curation Fund	\$11	
Artificial Reef Development Fund	\$1,885	
Avoyelles Parish Local Government Gaming Mitigation Fund	\$2,640	\$767
Battered Women's Shelter Fund	\$109	\$26

**SCHEDULE OF TRANSFERS TO AND DUE TO
FOR THE YEAR ENDED JUNE 30,2003
(EXPRESSED IN THOUSANDS)**

	<u>Transfers To</u>	<u>Due To</u>
Black Bear Account	\$40	\$1
Blind Vendors Trust Fund	\$394	
Boll Weevil Eradication Fund	\$12,449	\$355
Budget Stabilization Fund	\$6,355	
Capital Outlay Escrow Fund	\$4,631	
Casino Gaming Proceeds Fund	\$112	\$90
Children's Trust Fund	\$861	\$64
Choose Life Fund	\$32	
Coastal Mitigation Account	\$57	\$1
Coastal Resources Trust Fund	\$714	\$21
Compulsive and Problem Gaming Fund	\$525	\$500
Concealed Handgun Permit Fund	\$327	\$9
Conservation Fund	\$37,189	\$3,501
Crime Victims' Reparation Fund	\$1,270	\$102
Criminal Identification and Information Fund	\$2,279	\$80
Deficit Elimination/Capital Outlay Escrow Replenishment Fund	\$953	
Director of Worker's Compensation Revolving Fund	\$53	\$5
Disability Affairs Trust Fund	\$145	\$10
DOTD Right of Way Permit Processing Fund	\$286	\$5
Drug Abuse Education and Treatment Fund	\$195	\$14
Economics and Rate Analysis Div. and Hearing Examiners Supp. Fee Fund	\$665	\$202
Education Excellence Fund	\$35,921	
Emergency Medical Technical Fund	\$6	
Environmental Trust Fund	\$47,339	\$274
Explosives Trust Fund	\$56	\$6
Feed Commission Fund	\$121	
Fire Insurance Fund	\$12,845	
Fire Sprinkler Trust	\$59	
Fishermen's Gear Compensation Fund	\$1,193	\$2
Forest Protection Fund	\$811	\$1
Forestry Productivity Fund	\$22	
Formosan Termite Initiative Fund	\$45	
Fraud Detection Fund	\$772	\$316
General Aviation and Reliever Airport Maintenance Grant Program Fund	\$1	
General Fund	\$7,175,303	\$742,514
Greater New Orleans Expressway Commission Additional Cost Fund	\$13	\$1
Hazardous Materials Emergency Response Fund	\$15	
Hazardous Waste Site Cleanup Fund	\$6,662	\$1,300
Health Excellence Fund	\$29,494	
Health Trust Fund	\$44	
Higher Education Distance Learning Account	\$12,263	
Higher Education Initiatives Fund	\$99	
Incentive Fund	\$49	
Insurance Fraud Investigation Fund	\$2,409	
Judges' Supplemental Compensation Fund	\$3,870	
Lead Hazard Reduction Fund	\$80	
Lifetime License Endowment Trust Fund	\$1,230	\$22

**SCHEDULE OF TRANSFERS TO AND DUE TO
FOR THE YEAR ENDED JUNE 30,2003
(EXPRESSED IN THOUSANDS)**

	<u>Transfers To</u>	<u>Due To</u>
Liquified Petroleum Gas Commission Rainy Day Fund	\$882	\$3
Lottery Proceeds Fund	\$111,971	\$10,785
Louisiana Agricultural Finance Authority Fund	\$4	
Louisiana Alarm Regulatory Trust Fund	\$221	\$3
Louisiana Alligator Market Development Fund	\$103	
Louisiana Alligator Resource Fund	\$846	\$4
Louisiana Charter School Start-Up Loan Fund	\$166	\$66
Louisiana Duck Stamp Fund	\$739	
Louisiana Economic Development Fund	\$21,000	\$2,707
Louisiana Education Quality Trust Fund	\$17,149	
Louisiana Employment Opportunity Loan Fund	\$32	\$3
Louisiana Environmental Education Fund	\$107	\$5
Louisiana Fire Marshall Fund	\$8,445	
Louisiana Fund	\$10,286	
Louisiana Fur and Alligator Public Education and Marketing Fund	\$80	
Louisiana Help Our Wildlife Fund	\$13	
Louisiana Manufactured Housing Commission Fund	\$267	
Louisiana Medical Assistance Trust Fund	\$97,920	\$9,142
Louisiana Quality Education Support Fund	\$54,527	
Louisiana State Parks Improvement and Repair Fund	\$4,348	\$645
Louisiana State Police Salary Fund	\$15,600	\$6,161
Louisiana Technology Innovations Fund	\$122	
Louisiana Towing and Storage Fund	\$418	\$175
Louisiana Underwater Obstruction Removal Fund	\$1	
Louisiana Wild Turkey Stamp Fund	\$61	
Louisiana Worker's Compensation Second Injury Fund	\$34,564	\$4
Marketing Fund	\$2,417	
Medicaid Trust Fund for the Elderly	\$217,699	\$3,197
Medical Assistance Programs Fraud Detection Fund	\$243	
Mineral Resources Audit and Collection Fund	\$2,175	\$99
Mineral Revenue Audit and Settlement Fund	\$67,343	
Motor Carrier Regulation Fund	\$5,599	\$67
Motor Fuels Underground Storage Tank Trust Fund	\$22,874	\$2,034
Motorcycle Safety Awareness & Operator Training Program Fund	\$128	\$4
Municipal Fire and Police Civil Service Operating Fund	\$1,146	
Natural Heritage Account	\$22	
Nursing Home Residents' Trust Fund	\$293	
Office of Motor Vehicle Customer Service and Technology Fund	\$6,216	\$186
Office of Worker's Compensation Administrative Fund	\$9,731	\$8
Oil and Gas Regulatory Fund	\$6,850	\$12
Oil Spill Contingency Fund	\$7,966	\$131
Oilfield Site Restoration Fund	\$4,195	\$135
Oyster Development Account	\$174	\$4
Oyster Sanitation Fund	\$182	
Pari-Mutuel Live Racing Facility Gaming Control Fund	\$20,421	\$1,282
Parish and Municipalities Funds	\$29,663	\$5,636
Patient's Compensation Fund	\$117,418	\$5,552
Pesticide Fund	\$3,352	\$13

**SCHEDULE OF TRANSFERS TO AND DUE TO
FOR THE YEAR ENDED JUNE 30,2003
(EXPRESSED IN THOUSANDS)**

	<u>Transfers To</u>	<u>Due To</u>
Petroleum and Petroleum Products Fund	\$835	\$166
Proprietary School Students Protection Fund	\$50	\$11
Public Safety DWI Testing, Maintenance, and Training Fund	\$493	\$5
Quail Account	\$6	
Reptile and Amphibian Research Fund	\$10	
Right to Know Fund	\$198	
Riverboat Gaming Enforcement Fund	\$55,956	\$1,164
Rural Development Fund	(\$35)	
Russell Sage or Marsh Island Capital Improvement Fund	\$26	
Saltwater Fishery Enforcement Fund	\$27	
Scenic Rivers Fund	\$2	
School and District Accountability Fund	\$6	
Seafood Promotion and Marketing Fund	\$364	\$1
Sex Offender Registry Technology Fund	\$157	\$10
Shrimp Marketing and Promotion Account	\$126	
Small Business Surety Bonding Fund	\$293	\$25
Sports Facility Assistance Fund	\$676	
State Parks Land Acquisition Fund	\$1	
Structural Pest Control Commission Fund	\$689	\$92
Support Education in Louisiana First Fund	\$125,880	\$1,913
Tax Commission Expense Fund	\$506	\$18
Teacher Preparation Loan Fund	\$4	
Telecommunications for the Deaf Fund	\$1,283	\$24
Telephone Company Property Assessment Relief Fund	\$28,365	\$4,540
Tobacco Tax Health Care Fund	\$30,722	\$7,305
TOPS Fund	\$29,494	
Transportation Infrastructure Model for Economic Development	\$63,968	\$6,134
Transportation Trust Fund	\$493,873	\$90,306
Traumatic Head and Spinal Cord Injury Trust Fund	\$1,542	\$13
Trial Court Case Management Information Fund	\$1,323	
Tuition Assistance Fund	\$99	
Utility and Carrier Inspection and Supervision Fund	\$6,965	\$1,174
Video Draw Poker Device Fund	\$172,007	\$8,456
Video Draw Poker Purse Supplement Fund	\$2,810	\$119
Vital Records Conversion Fund	\$11	
Waste Tire Management Fund	\$8,105	\$718
Waterfowl Account	\$14	\$1
Wetlands Conservation and Restoration Fund	\$29,308	\$20,292
White Tail Deer Account	\$5	
Wildlife Habitat and Natural Heritage Trust Fund	\$1,071	
Youthful Offender Management Fund	\$218	\$2
	Subtotal	\$9,369,393
To.....From: Budget Stabilization Fund		
General Fund	\$86,387	
	Subtotal	\$86,387
To.....From: Capital Outlay Escrow Fund		
Bond Security and Redemption Fund	\$3,328	
General Fund	\$7,607	
Louisiana Economic Development Fund	\$6,797	\$3,681

**SCHEDULE OF TRANSFERS TO AND DUE TO
FOR THE YEAR ENDED JUNE 30,2003
(EXPRESSED IN THOUSANDS)**

	<u>Transfers To</u>	<u>Due To</u>
Louisiana Office Facilities Corporation	\$3,145	\$1,273
Subtotal	\$20,877	\$4,954
To.....From: Children's Trust Fund		
General Fund	\$624	\$603
Subtotal	\$624	\$603
To.....From: Coastal Mitigation Account		
Wetlands Conservation and Restoration Fund	\$9	
Subtotal	\$9	
To.....From: Coastal Resources Trust Fund		
General Fund	\$757	\$45
Subtotal	\$757	\$45
To.....From: Compulsive and Problem Gaming Fund		
General Fund	\$2,335	\$135
Subtotal	\$2,335	\$135
To.....From: Concealed Handgun Permit Fund		
General Fund	\$366	\$2
Subtotal	\$366	\$2
To.....From: Conservation Fund		
Capital Outlay Escrow Fund	\$11	\$1
General Fund	\$38,034	
Subtotal	\$38,045	\$1
To.....From: Crime Victims' Reparation Fund		
General Fund	\$1,612	
Subtotal	\$1,612	
To.....From: Criminal Identification and Information Fund		
General Fund	\$2,139	\$474
Subtotal	\$2,139	\$474
To.....From: Deficit Elimination/Capital Outlay Escrow Replenishment Fund		
General Fund	\$69,025	\$824
Subtotal	\$69,025	\$824
To.....From: Disability Affairs Trust Fund		
General Fund	\$171	\$1
Subtotal	\$171	\$1
To.....From: Donald J. Thibodeaux Training Complex		
General Fund		\$7
Subtotal		\$7
To.....From: DOTD Right of Way Permit Processing Fund		
General Fund	\$476	\$203
Subtotal	\$476	\$203
To.....From: Drug Abuse Education and Treatment Fund		
General Fund	\$67	
Subtotal	\$67	
To.....From: Economics and Rate Analysis Div. and Hearing Examiners Supp. Fee Fund		
General Fund	\$698	
Subtotal	\$698	
To.....From: Education Excellence Fund		

**SCHEDULE OF TRANSFERS TO AND DUE TO
FOR THE YEAR ENDED JUNE 30,2003
(EXPRESSED IN THOUSANDS)**

	<u>Transfers To</u>	<u>Due To</u>
General Fund	\$9,185	
Subtotal	\$9,185	
To.....From: Emergency Medical Technical Fund		
General Fund	\$16	\$18
Subtotal	\$16	\$18
To.....From: Employment Security Administrative Account		
General Fund	\$4,478	\$68
Subtotal	\$4,478	\$68
To.....From: Environmental Trust Fund		
General Fund	\$46,030	\$2,109
Motor Fuels Underground Storage Tank Trust Fund	\$107	
Subtotal	\$46,137	\$2,109
To.....From: Excess Revenue Collection Fund		
General Fund	\$9,036	
Subtotal	\$9,036	
To.....From: Explosives Trust Fund		
General Fund	\$25	
Subtotal	\$25	
To.....From: Federal Energy Settlement Fund		
Capital Outlay Escrow Fund	\$4,945	
General Fund	\$8,145	\$285
Subtotal	\$13,090	\$285
To.....From: Feed Commission Fund		
General Fund	\$121	
Subtotal	\$121	
To.....From: Fire Insurance Fund		
General Fund	\$11,028	\$10,732
Subtotal	\$11,028	\$10,732
To.....From: Fire Sprinkler Trust		
General Fund	\$59	
Subtotal	\$59	
To.....From: Fishermen's Gear Compensation Fund		
General Fund	\$614	\$38
Louisiana Underwater Obstruction Removal Fund	\$250	
Subtotal	\$864	\$38
To.....From: Forest Protection Fund		
General Fund	\$811	\$1
Subtotal	\$811	\$1
To.....From: Forestry Productivity Fund		
General Fund	\$4,315	\$126
Subtotal	\$4,315	\$126
To.....From: Formosan Termite Initiative Fund		
General Fund	\$1,372	
Subtotal	\$1,372	
To.....From: Fraud Detection Fund		
General Fund	\$300	
Subtotal	\$300	

**SCHEDULE OF TRANSFERS TO AND DUE TO
FOR THE YEAR ENDED JUNE 30,2003
(EXPRESSED IN THOUSANDS)**

	<u>Transfers To</u>	<u>Due To</u>
To.....From: General Fund		
Blind Vendors Trust Fund		\$19
Boll Weevil Eradication Fund		\$1,343
Bond Security and Redemption Fund	\$20,000	\$349,179
Budget Stabilization Fund	\$4,507	\$4,507
Capital Outlay Escrow Fund	\$132,977	\$4,513
Children's Trust Fund		\$335
Compulsive and Problem Gaming Fund		\$800
Conservation Fund		\$1,112
Crime Victims' Reparation Fund		\$358
Drug Abuse Education and Treatment Fund		\$84
Economics and Rate Analysis Div. and Hearing Examiners Supp. Fee Fund	\$42	
Emergency Medical Technical Fund		\$2
Forestry Productivity Fund	\$2,982	\$585
Formosan Termite Initiative Fund		\$974
Incentive Fund	\$3,145	
Labor Penalty and Interest Acct	\$3,896	
Liquified Petroleum Gas Commission Rainy Day Fund	\$100	\$100
Louisiana Economic Development Fund	\$8,700	
Louisiana Fire Marshall Fund		\$329
Louisiana Fund		\$135
Louisiana Medical Assistance Trust Fund	\$9,729	\$19,401
Louisiana Tourism Promotion District	\$949	\$949
Louisiana Underwater Obstruction Removal Fund		\$1
Louisiana Worker's Compensation Second Injury Fund		\$30
Mineral Resources Audit and Collection Fund	\$2,850	\$2,850
Municipal Fire and Police Civil Service Operating Fund		\$12
Oil and Gas Regulatory Fund	\$930	\$197
Riverboat Gaming Enforcement Fund		\$3,165
Rural Development Fund	\$8,622	
Severance Tax Fund	\$35,639	\$10,943
State Revenue Sharing Fund	\$90,000	
Tax Commission Expense Fund		\$33
Transportation Trust Fund	\$124	\$124
Utility and Carrier Inspection and Supervision Fund	\$236	
Wetlands Conservation and Restoration Fund		\$9,868
	Subtotal	\$325,428
To.....From: Greater New Orleans Expressway Commission Additional Cost Fund		
General Fund	\$13	\$3
	Subtotal	\$13
To.....From: Hazardous Materials Emergency Response Fund		
General Fund	\$115	
	Subtotal	\$115
To.....From: Hazardous Waste Site Cleanup Fund		
Environmental Trust Fund	\$4,580	\$1,063
General Fund	\$2,111	\$254
	Subtotal	\$6,691
	\$325,428	\$411,948

**SCHEDULE OF TRANSFERS TO AND DUE TO
FOR THE YEAR ENDED JUNE 30,2003
(EXPRESSED IN THOUSANDS)**

	<u>Transfers To</u>	<u>Due To</u>
To.....From: Health Excellence Fund		
General Fund	\$12,510	\$59
	Subtotal	\$59
To.....From: Health Trust Fund		
General Fund	\$13,362	
Medicaid Trust Fund for the Elderly	\$1,071	
	Subtotal	\$14,433
To.....From: Incentive Fund		
General Fund	\$725	
	Subtotal	\$725
To.....From: Insurance Fraud Investigation Fund		
General Fund	\$1,721	\$12
	Subtotal	\$12
To.....From: Judges' Supplemental Compensation Fund		
General Fund	\$3,909	
	Subtotal	\$3,909
To.....From: Keep Louisiana Beautiful Fund		
General Fund	\$3	\$3
	Subtotal	\$3
To.....From: Labor Penalty and Interest Acct		
General Fund	\$7,343	\$2,650
	Subtotal	\$2,650
To.....From: Labor Workforce Development Training Account		
General Fund	\$22,725	\$4,263
	Subtotal	\$4,263
To.....From: Lead Hazard Reduction Fund		
Environmental Trust Fund	\$5	\$5
General Fund	\$70	\$70
	Subtotal	\$75
To.....From: Liquefied Petroleum Gas Commission Rainy Day Fund		
General Fund	\$882	\$11
	Subtotal	\$11
To.....From: Lottery Proceeds Fund		
Compulsive and Problem Gaming Fund	\$500	
General Fund	\$125,498	
	Subtotal	\$125,998
To.....From: Louisiana Agricultural Finance Authority Fund		
General Fund	\$12,154	\$454
	Subtotal	\$454
To.....From: Louisiana Alarm Regulatory Trust Fund		
General Fund	\$408	\$3
	Subtotal	\$3
To.....From: Louisiana Alligator Market Development Fund		
General Fund	\$290	\$86
	Subtotal	\$86
To.....From: Louisiana Alligator Resource Fund		
General Fund	\$1,264	\$57

**SCHEDULE OF TRANSFERS TO AND DUE TO
FOR THE YEAR ENDED JUNE 30,2003
(EXPRESSED IN THOUSANDS)**

	<u>Transfers To</u>	<u>Due To</u>
Subtotal	\$1,264	\$57
To.....From: Louisiana Charter School Start-Up Loan Fund		
General Fund	\$517	\$364
Subtotal	\$517	\$364
To.....From: Louisiana Duck Stamp Fund		
Capital Outlay Escrow Fund	\$499	
General Fund	\$176	\$36
Subtotal	\$675	\$36
To.....From: Louisiana Economic Development Fund		
Capital Outlay Escrow Fund	\$8,110	\$778
General Fund	\$21,707	\$1,545
Subtotal	\$29,817	\$2,323
To.....From: Louisiana Education Quality Trust Fund		
Louisiana Quality Education Support Fund		\$1,426
Subtotal		\$1,426
To.....From: Louisiana Employment Opportunity Loan Fund		
General Fund	\$649	\$3
Subtotal	\$649	\$3
To.....From: Louisiana Environmental Education Fund		
General Fund	\$25	
Subtotal	\$25	
To.....From: Louisiana Fire Marshall Fund		
General Fund	\$5,646	
Subtotal	\$5,646	
To.....From: Louisiana Fund		
Capital Outlay Escrow Fund	\$54	
General Fund	\$15,005	\$1,214
Subtotal	\$15,059	\$1,214
To.....From: Louisiana Fur and Alligator Public Education and Marketing Fund		
General Fund	\$23	\$3
Subtotal	\$23	\$3
To.....From: Louisiana Lottery Corporation		
Bond Security and Redemption Fund	\$110,840	\$10,785
Subtotal	\$110,840	\$10,785
To.....From: Louisiana Manufactured Housing Commission Fund		
General Fund	\$277	\$7
Subtotal	\$277	\$7
To.....From: Louisiana Medical Assistance Trust Fund		
General Fund	\$156,243	
Subtotal	\$156,243	
To.....From: Louisiana Opportunity Loan Fund		
General Fund		\$2,250
Subtotal		\$2,250
To.....From: Louisiana Quality Education Support Fund		
General Fund	\$30,531	\$12,037
Subtotal	\$30,531	\$12,037
To.....From: Louisiana State Parks Improvement and Repair Fund		

**SCHEDULE OF TRANSFERS TO AND DUE TO
FOR THE YEAR ENDED JUNE 30,2003
(EXPRESSED IN THOUSANDS)**

	<u>Transfers To</u>	<u>Due To</u>
Capital Outlay Escrow Fund	\$4,500	
Subtotal	\$4,500	
To.....From: Louisiana State Police Salary Fund		
General Fund	\$13,669	\$11,051
Subtotal	\$13,669	\$11,051
To.....From: Louisiana Technology Innovations Fund		
General Fund	\$2,139	\$465
Subtotal	\$2,139	\$465
To.....From: Louisiana Tourism Promotion District		
General Fund	\$18,584	\$1,917
Subtotal	\$18,584	\$1,917
To.....From: Louisiana Towing and Storage Fund		
General Fund	\$418	\$180
Subtotal	\$418	\$180
To.....From: Louisiana Underwater Obstruction Removal Fund		
General Fund	\$250	
Subtotal	\$250	
To.....From: Louisiana Wild Turkey Stamp Fund		
General Fund	\$16	\$2
Subtotal	\$16	\$2
To.....From: Louisiana Worker's Compensation Second Injury Fund		
General Fund	\$29,837	
Office of Worker's Compensation Administrative Fund	\$127	
Subtotal	\$29,964	
To.....From: Marketing Fund		
General Fund	\$1,886	\$427
Louisiana Economic Development Fund	\$407	
Subtotal	\$2,293	\$427
To.....From: Marsh Island Operating Fund		
General Fund	\$358	\$5
Russell Sage or Marsh Island Refuge Fund	\$293	\$293
Russell Sage Special Fund #2	\$6	\$6
Subtotal	\$657	\$304
To.....From: Medicaid Trust Fund for the Elderly		
Bond Security and Redemption Fund	\$3,197	\$3,197
General Fund	\$129,408	\$2,361
Health Trust Fund	\$16,935	
Subtotal	\$149,540	\$5,558
To.....From: Medical Assistance Programs Fraud Detection Fund		
General Fund	\$1,207	
Subtotal	\$1,207	
To.....From: Mineral Resources Audit and Collection Fund		
Bond Security and Redemption Fund		\$8
General Fund	\$2,232	\$211
Subtotal	\$2,232	\$219
To.....From: Mineral Revenue Audit and Settlement Fund		
General Fund	\$66,400	

**SCHEDULE OF TRANSFERS TO AND DUE TO
FOR THE YEAR ENDED JUNE 30,2003
(EXPRESSED IN THOUSANDS)**

	Subtotal	<u>Transfers To</u>	<u>Due To</u>
		\$66,400	
To.....From: Motor Carrier Regulation Fund			
General Fund		\$5,853	\$53
	Subtotal	\$5,853	\$53
To.....From: Motor Fuels Underground Storage Tank Trust Fund			
Environmental Trust Fund		\$632	\$632
General Fund		\$24,065	\$2,738
Hazardous Waste Site Cleanup Fund		\$29	\$29
	Subtotal	\$24,726	\$3,399
To.....From: Motorcycle Safety Awareness & Operator Training Program Fund			
General Fund		\$128	\$67
	Subtotal	\$128	\$67
To.....From: Municipal Facilities Revolving Loan Fund			
General Fund		\$901	\$75
	Subtotal	\$901	\$75
To.....From: Municipal Fire and Police Civil Service Operating Fund			
General Fund		\$1,138	\$4
	Subtotal	\$1,138	\$4
To.....From: Natural Heritage Account			
General Fund		\$27	\$9
	Subtotal	\$27	\$9
To.....From: Office of Motor Vehicle Customer Service and Technology Fund			
General Fund		\$6,235	\$1,131
	Subtotal	\$6,235	\$1,131
To.....From: Office of Telecommunications Management			
General Fund			\$4
	Subtotal		\$4
To.....From: Office of Worker's Compensation Administrative Fund			
General Fund		\$9,855	\$1
	Subtotal	\$9,855	\$1
To.....From: Oil and Gas Regulatory Fund			
General Fund		\$7,987	\$20
	Subtotal	\$7,987	\$20
To.....From: Oil Spill Contingency Fund			
General Fund		\$2,415	\$167
	Subtotal	\$2,415	\$167
To.....From: Oilfield Site Restoration Fund			
General Fund		\$4,024	\$651
	Subtotal	\$4,024	\$651
To.....From: Oyster Development Account			
General Fund		\$232	\$52
	Subtotal	\$232	\$52
To.....From: Oyster Sanitation Fund			
General Fund		\$181	
	Subtotal	\$181	
To.....From: Pari-Mutuel Live Racing Facility Gaming Control Fund			

**SCHEDULE OF TRANSFERS TO AND DUE TO
FOR THE YEAR ENDED JUNE 30,2003
(EXPRESSED IN THOUSANDS)**

	<u>Transfers To</u>	<u>Due To</u>
General Fund	\$5,900	\$4,837
Louisiana Agricultural Finance Authority Fund	\$12,000	\$729
Parish and Municipalities Excellence Fund	\$1,021	\$121
Rehabilitation for the Blind and Visually Impaired Fund	\$1,000	
Subtotal	\$19,921	\$5,687
To.....From: Parish and Municipalities Funds		
General Fund	\$27,521	\$11,447
Subtotal	\$27,521	\$11,447
To.....From: Parish Royalty Sinking Fund		
Parish Royalty Fund	\$614	
Subtotal	\$614	
To.....From: Patient's Compensation Fund		
General Fund	\$79,219	\$4,245
Subtotal	\$79,219	\$4,245
To.....From: Pesticide Fund		
General Fund	\$3,352	\$13
Subtotal	\$3,352	\$13
To.....From: Petroleum and Petroleum Products Fund		
General Fund	\$940	\$152
Subtotal	\$940	\$152
To.....From: Public Safety DWI Testing, Maintenance, and Training Fund		
General Fund	\$358	
Subtotal	\$358	
To.....From: Reptile and Amphibian Research Fund		
General Fund	\$5	
Subtotal	\$5	
To.....From: Right to Know Fund		
General Fund	\$198	\$9
Subtotal	\$198	\$9
To.....From: Risk Management Insurance Premium Payment Fund		
General Fund	\$5,750	
Subtotal	\$5,750	
To.....From: Riverboat Gaming Enforcement Fund		
Capital Outlay Escrow Fund	\$1,186	\$600
Compulsive and Problem Gaming Fund	\$500	
General Fund	\$53,960	\$7,625
Subtotal	\$55,646	\$8,225
To.....From: Rockefeller Refuge Fund		
Capital Outlay Escrow Fund	\$133	\$76
General Fund	\$3,136	\$1,304
Rockefeller Wildlife Refuge Trust and Protection Fund	\$104	\$33
Subtotal	\$3,373	\$1,413
To.....From: Rockefeller Wildlife Refuge Trust and Protection Fund		
Capital Outlay Escrow Fund	\$374	
General Fund	\$210	
Subtotal	\$584	
To.....From: Rural Development Fund		

**SCHEDULE OF TRANSFERS TO AND DUE TO
FOR THE YEAR ENDED JUNE 30,2003
(EXPRESSED IN THOUSANDS)**

	<u>Transfers To</u>	<u>Due To</u>
General Fund	\$7,645	\$1,294
Subtotal	\$7,645	\$1,294
To.....From: Russell Sage or Marsh Island Refuge Fund		
Marsh Island Operating Fund	\$527	
Subtotal	\$527	
To.....From: Scenic Rivers Fund		
General Fund	\$2	
Subtotal	\$2	
To.....From: Seafood Promotion and Marketing Fund		
General Fund	\$490	\$14
Subtotal	\$490	\$14
To.....From: Section 201 Petition Fund		
Conservation Fund	\$48	
Subtotal	\$48	
To.....From: Severance Tax Fund		
General Fund		\$108
Subtotal		\$108
To.....From: Shrimp Marketing and Promotion Account		
General Fund	\$74	\$11
Subtotal	\$74	\$11
To.....From: Small Business Surety Bonding Fund		
General Fund	\$426	\$54
Subtotal	\$426	\$54
To.....From: State Parks Land Acquisition Fund		
General Fund	\$20	
Subtotal	\$20	
To.....From: State Revenue Sharing Fund		
General Fund	\$90,000	
Subtotal	\$90,000	
To.....From: Structural Pest Control Commission Fund		
General Fund	\$1,523	\$2
Subtotal	\$1,523	\$2
To.....From: Support Education in Louisiana First Fund		
General Fund	\$91,528	\$1
Subtotal	\$91,528	\$1
To.....From: Tax Commission Expense Fund		
General Fund	\$462	\$71
Subtotal	\$462	\$71
To.....From: Teacher Preparation Loan Fund		
General Fund	\$220	
Subtotal	\$220	
To.....From: Telecommunications for the Deaf Fund		
General Fund	\$1,872	\$252
Subtotal	\$1,872	\$252
To.....From: Telephone Company Property Assessment Relief Fund		
General Fund	\$28,946	
Subtotal	\$28,946	

**SCHEDULE OF TRANSFERS TO AND DUE TO
FOR THE YEAR ENDED JUNE 30,2003
(EXPRESSED IN THOUSANDS)**

	<u>Transfers To</u>	<u>Due To</u>
To.....From: Tobacco Tax Health Care Fund		
General Fund	\$9,040	\$3,979
	Subtotal	\$3,979
To.....From: TOPS Fund		
General Fund	\$13,694	\$2,031
	Subtotal	\$2,031
To.....From: Transportation Infrastructure Model for Economic Development		
Capital Outlay Escrow Fund	\$112,978	\$11,025
General Fund	\$4,084	\$1,615
	Subtotal	\$12,640
To.....From: Transportation Trust Fund		
Capital Outlay Escrow Fund	\$612,778	\$77,658
General Fund	\$388,630	\$17,691
	Subtotal	\$95,349
To.....From: Traumatic Head and Spinal Cord Injury Trust Fund		
General Fund	\$778	\$213
	Subtotal	\$213
To.....From: Trial Court Case Management Information Fund		
General Fund	\$1,695	
	Subtotal	\$1,695
To.....From: Utility and Carrier Inspection and Supervision Fund		
General Fund	\$5,084	
	Subtotal	\$5,084
To.....From: Video Draw Poker Device Fund		
Compulsive and Problem Gaming Fund	\$500	
General Fund	\$171,507	\$11,928
	Subtotal	\$11,928
To.....From: Video Draw Poker Device Purse Supplement Fund		
General Fund	\$2,719	
	Subtotal	\$2,719
To.....From: Waste Tire Management Fund		
Environmental Trust Fund	\$42	\$42
General Fund	\$9,156	\$398
	Subtotal	\$440
To.....From: Wetlands Conservation and Restoration Fund		
General Fund	\$25,161	
	Subtotal	\$25,161
To.....From: Wildlife Habitat and Natural Heritage Trust Fund		
Capital Outlay Escrow Fund	\$991	
General Fund	\$144	\$53
	Subtotal	\$53
Total	\$12,735,699	\$1,600,555

**SCHEDULE OF TRANSFERS FROM AND DUE FROM
FOR THE YEAR ENDED JUNE 30,2003
(EXPRESSED IN THOUSANDS)**

	<u>Transfer From</u>	<u>Due From</u>
From.... To: Academic Improvement Fund		
Bond Security and Redemption Fund	\$40	
Subtotal	\$40	
From.... To: Acquatic Plant Control		
Bond Security and Redemption Fund	\$283	\$15
Subtotal	\$283	\$15
From.... To: Administrative Fund of the Department of Insurance		
Bond Security and Redemption Fund	\$675	\$665
Subtotal	\$675	\$665
From.... To: Agricultural Commodity Commission Self Insurance Fund		
Bond Security and Redemption Fund	\$63	\$1
Subtotal	\$63	\$1
From.... To: Agricultural Products Processing Development Fund		
Bond Security and Redemption Fund	\$1	
Subtotal	\$1	
From.... To: Archaeological Curation Fund		
Bond Security and Redemption Fund	\$11	
Subtotal	\$11	
From.... To: Artificial Reef Development Fund		
Bond Security and Redemption Fund	\$1,885	
Subtotal	\$1,885	
From.... To: Avoyelles Parish Local Government Gaming Mitigation Fund		
Bond Security and Redemption Fund	\$2,640	\$767
Subtotal	\$2,640	\$767
From.... To: Battered Women's Shelter Fund		
Bond Security and Redemption Fund	\$109	\$26
Subtotal	\$109	\$26
From.... To: Black Bear Account		
Bond Security and Redemption Fund	\$40	\$1
Subtotal	\$40	\$1
From.... To: Blind Vendors Trust Fund		
Bond Security and Redemption Fund	\$394	
General Fund		\$19
Subtotal	\$394	\$19
From.... To: Boll Weevil Eradication Fund		
Bond Security and Redemption Fund	\$12,449	\$355
General Fund		\$1,343
Subtotal	\$12,449	\$1,698
From.... To: Bond Security and Redemption Fund		
Blind Vendors Trust Fund		\$13

**SCHEDULE OF TRANSFERS FROM AND DUE FROM
FOR THE YEAR ENDED JUNE 30,2003
(EXPRESSED IN THOUSANDS)**

	<u>Transfer From</u>	<u>Due From</u>
Capital Outlay Escrow Fund	\$3,328	
General Fund	\$20,000	\$349,179
Louisiana Lottery Corporation	\$110,840	\$10,785
Medicaid Trust Fund for the Elderly	\$3,197	\$3,197
Mineral Resources Audit and Collection Fund		\$8
	Subtotal	\$363,182
From.... To: Budget Stabilization Fund		
Bond Security and Redemption Fund	\$6,355	
General Fund	\$4,507	\$4,507
	Subtotal	\$4,507
From.... To: Capital Outlay Escrow Fund		
Bond Security and Redemption Fund	\$4,631	
Conservation Fund	\$11	\$1
Federal Energy Settlement Fund	\$4,945	
General Fund	\$132,977	\$4,513
Louisiana Duck Stamp Fund	\$499	
Louisiana Economic Development Fund	\$8,110	\$778
Louisiana Fund	\$54	
Louisiana State Parks Improvement and Repair Fund	\$4,500	
Riverboat Gaming Enforcement Fund	\$1,186	\$600
Rockefeller Refuge Fund	\$133	\$76
Rockefeller Wildlife Refuge Trust and Protection Fund	\$374	
Transportation Infrastructure Model for Economic Development	\$112,978	\$11,025
Transportation Trust Fund	\$612,778	\$77,658
Wildlife Habitat and Natural Heritage Trust Fund	\$991	
	Subtotal	\$94,651
From.... To: Casino Gaming Proceeds Fund		
Bond Security and Redemption Fund	\$112	\$90
	Subtotal	\$90
From.... To: Children's Trust Fund		
Bond Security and Redemption Fund	\$861	\$64
General Fund		\$335
	Subtotal	\$399
From.... To: Choose Life Fund		
Bond Security and Redemption Fund	\$32	
	Subtotal	\$32
From.... To: Coastal Mitigation Account		
Bond Security and Redemption Fund	\$57	\$1
	Subtotal	\$1

**SCHEDULE OF TRANSFERS FROM AND DUE FROM
FOR THE YEAR ENDED JUNE 30,2003
(EXPRESSED IN THOUSANDS)**

	<u>Transfer From</u>	<u>Due From</u>
From.... To: Coastal Resources Trust Fund		
Bond Security and Redemption Fund	\$714	\$21
Subtotal	\$714	\$21
From.... To: Compulsive and Problem Gaming Fund		
Bond Security and Redemption Fund	\$525	\$500
General Fund		\$800
Lottery Proceeds Fund	\$500	
Riverboat Gaming Enforcement Fund	\$500	
Video Draw Poker Device Fund	\$500	
Subtotal	\$2,025	\$1,300
From.... To: Concealed Handgun Permit Fund		
Bond Security and Redemption Fund	\$327	\$9
Subtotal	\$327	\$9
From.... To: Conservation Fund		
Bond Security and Redemption Fund	\$37,189	\$3,501
General Fund		\$1,112
Section 201 Petition Fund	\$48	
Subtotal	\$37,237	\$4,613
From.... To: Crime Victims' Reparation Fund		
Bond Security and Redemption Fund	\$1,270	\$102
General Fund		\$358
Subtotal	\$1,270	\$460
From.... To: Criminal Identification and Information Fund		
Bond Security and Redemption Fund	\$2,279	\$80
Subtotal	\$2,279	\$80
From.... To: Deficit Elimination/Capital Outlay Escrow Replenishment Fund		
Bond Security and Redemption Fund	\$953	
Subtotal	\$953	
From.... To: Director of Worker's Compensation Revolving Fund		
Bond Security and Redemption Fund	\$53	\$5
Subtotal	\$53	\$5
From.... To: Disability Affairs Trust Fund		
Bond Security and Redemption Fund	\$145	\$10
Subtotal	\$145	\$10
From.... To: DOTD Right of Way Permit Processing Fund		
Bond Security and Redemption Fund	\$286	\$5
Subtotal	\$286	\$5
From.... To: Drug Abuse Education and Treatment Fund		
Bond Security and Redemption Fund	\$195	\$14
General Fund		\$84

**SCHEDULE OF TRANSFERS FROM AND DUE FROM
FOR THE YEAR ENDED JUNE 30,2003
(EXPRESSED IN THOUSANDS)**

	<u>Transfer From</u>	<u>Due From</u>
	Subtotal	\$195
From.... To: Economics and Rate Analysis Div. and Hearing Examiners Su		\$98
Bond Security and Redemption Fund	\$665	\$202
General Fund	\$42	
	Subtotal	\$202
From.... To: Education Excellence Fund		
Bond Security and Redemption Fund	\$35,921	
	Subtotal	\$35,921
From.... To: Emergency Medical Technical Fund		
Bond Security and Redemption Fund	\$6	
General Fund		\$2
	Subtotal	\$2
From.... To: Environmental Trust Fund		
Bond Security and Redemption Fund	\$47,339	\$274
Hazardous Waste Site Cleanup Fund	\$4,580	\$1,063
Lead Hazard Reduction Fund	\$5	\$5
Motor Fuels Underground Storage Tank Trust Fund	\$632	\$632
Waste Tire Management Fund	\$42	\$42
	Subtotal	\$2,016
From.... To: Explosives Trust Fund		
Bond Security and Redemption Fund	\$56	\$6
	Subtotal	\$6
From.... To: Feed Commission Fund		
Bond Security and Redemption Fund	\$121	
	Subtotal	\$121
From.... To: Fire Insurance Fund		
Bond Security and Redemption Fund	\$12,845	
	Subtotal	\$12,845
From.... To: Fire Sprinkler Trust		
Bond Security and Redemption Fund	\$59	
	Subtotal	\$59
From.... To: Fishermen's Gear Compensation Fund		
Bond Security and Redemption Fund	\$1,193	\$2
	Subtotal	\$2
From.... To: Forest Protection Fund		
Bond Security and Redemption Fund	\$811	\$1
	Subtotal	\$1
From.... To: Forestry Productivity Fund		
Bond Security and Redemption Fund	\$22	
General Fund	\$2,982	\$585

**SCHEDULE OF TRANSFERS FROM AND DUE FROM
FOR THE YEAR ENDED JUNE 30,2003
(EXPRESSED IN THOUSANDS)**

	<u>Transfer From</u>	<u>Due From</u>
	Subtotal	\$585
From.... To: Formosan Termite Initiative Fund		
Bond Security and Redemption Fund	\$45	
General Fund		\$974
	Subtotal	\$974
From.... To: Fraud Detection Fund		
Bond Security and Redemption Fund	\$772	\$316
	Subtotal	\$316
From.... To: General Aviation and Reliever Airport Maintenance Grant Prog		
Bond Security and Redemption Fund	\$1	
	Subtotal	\$1
From.... To: General Fund		
Academic Improvement Fund	\$724	\$45
Acquatic Plant Control	\$68	
Administrative Fund of the Department of Insurance	\$584	\$369
Administrative Services		\$400
Agricultural Commodity Commission Self Insurance Fund	\$286	
Archaeological Curation Fund	\$40	\$40
Artificial Reef Development Fund	\$334	\$83
Avoyelles Parish Local Government Gaming Mitigation Fund	\$2,640	\$767
Battered Women's Shelter Fund	\$92	\$12
Black Bear Account	\$12	\$2
Blind Vendors Trust Fund	\$263	
Boll Weevil Eradication Fund	\$14,033	
Bond Security and Redemption Fund	\$7,175,303	\$742,514
Budget Stabilization Fund	\$86,387	
Capital Outlay Escrow Fund	\$7,607	
Children's Trust Fund	\$624	\$603
Coastal Resources Trust Fund	\$757	\$45
Compulsive and Problem Gaming Fund	\$2,335	\$135
Concealed Handgun Permit Fund	\$366	\$2
Conservation Fund	\$38,034	
Crime Victims' Reparation Fund	\$1,612	
Criminal Identification and Information Fund	\$2,139	\$474
Deficit Elimination/Capital Outlay Escrow Replenishment Fund	\$69,025	\$824
Disability Affairs Trust Fund	\$171	\$1
Donald J. Thibodeaux Training Complex		\$7
DOTD Right of Way Permit Processing Fund	\$476	\$203
Drug Abuse Education and Treatment Fund	\$67	

**SCHEDULE OF TRANSFERS FROM AND DUE FROM
FOR THE YEAR ENDED JUNE 30,2003
(EXPRESSED IN THOUSANDS)**

	<u>Transfer From</u>	<u>Due From</u>
Economics and Rate Analysis Div. and Hearing Examiners Supp. Fee F	\$698	
Education Excellence Fund	\$9,185	
Emergency Medical Technical Fund	\$16	\$18
Employment Security Administrative Account	\$4,478	\$68
Environmental Trust Fund	\$46,030	\$2,109
Excess Revenue Collection Fund	\$9,036	
Explosives Trust Fund	\$25	
Federal Energy Settlement Fund	\$8,145	\$285
Feed Commission Fund	\$121	
Fire Insurance Fund	\$11,028	\$10,732
Fire Sprinkler Trust	\$59	
Fishermen's Gear Compensation Fund	\$614	\$38
Forest Protection Fund	\$811	\$1
Forestry Productivity Fund	\$4,315	\$126
Formosan Termite Initiative Fund	\$1,372	
Fraud Detection Fund	\$300	
Greater New Orleans Expressway Commission Additional Cost Fund	\$13	\$3
Hazardous Materials Emergency Response Fund	\$115	
Hazardous Waste Site Cleanup Fund	\$2,111	\$254
Health Excellence Fund	\$12,510	\$59
Health Trust Fund	\$13,362	
Incentive Fund	\$725	
Insurance Fraud Investigation Fund	\$1,721	\$12
Judges' Supplemental Compensation Fund	\$3,909	
Keep Louisiana Beautiful Fund	\$3	\$3
Labor Penalty and Interest Acct	\$7,343	\$2,650
Labor Workforce Development Training Account	\$22,725	\$4,263
Lead Hazard Reduction Fund	\$70	\$70
Liquified Petroleum Gas Commission Rainy Day Fund	\$882	\$11
Lottery Proceeds Fund	\$125,498	
Louisiana Agricultural Finance Authority Fund	\$12,154	\$454
Louisiana Alarm Regulatory Trust Fund	\$408	\$3
Louisiana Alligator Market Development Fund	\$290	\$86
Louisiana Alligator Resource Fund	\$1,264	\$57
Louisiana Charter School Start-Up Loan Fund	\$517	\$364
Louisiana Duck Stamp Fund	\$176	\$36
Louisiana Economic Development Fund	\$21,707	\$1,545
Louisiana Employment Opportunity Loan Fund	\$649	\$3

**SCHEDULE OF TRANSFERS FROM AND DUE FROM
FOR THE YEAR ENDED JUNE 30,2003
(EXPRESSED IN THOUSANDS)**

	<u>Transfer From</u>	<u>Due From</u>
Louisiana Environmental Education Fund	\$25	
Louisiana Fire Marshall Fund	\$5,646	
Louisiana Fund	\$15,005	\$1,214
Louisiana Fur and Alligator Public Education and Marketing Fund	\$23	\$3
Louisiana Manufactured Housing Commission Fund	\$277	\$7
Louisiana Medical Assistance Trust Fund	\$156,243	
Louisiana Opportunity Loan Fund		\$2,250
Louisiana Quality Education Support Fund	\$30,531	\$12,037
Louisiana State Police Salary Fund	\$13,669	\$11,051
Louisiana Technology Innovations Fund	\$2,139	\$465
Louisiana Tourism Promotion District	\$18,584	\$1,917
Louisiana Towing and Storage Fund	\$418	\$180
Louisiana Underwater Obstruction Removal Fund	\$250	
Louisiana Wild Turkey Stamp Fund	\$16	\$2
Louisiana Worker's Compensation Second Injury Fund	\$29,837	
Marketing Fund	\$1,886	\$427
Marsh Island Operating Fund	\$358	\$5
Medicaid Trust Fund for the Elderly	\$129,408	\$2,361
Medical Assistance Programs Fraud Detection Fund	\$1,207	
Mineral Resources Audit and Collection Fund	\$2,232	\$211
Mineral Revenue Audit and Settlement Fund	\$66,400	
Motor Carrier Regulation Fund	\$5,853	\$53
Motor Fuels Underground Storage Tank Trust Fund	\$24,065	\$2,738
Motorcycle Safety Awareness & Operator Training Program Fund	\$128	\$67
Municipal Facilities Revolving Loan Fund	\$901	\$75
Municipal Fire and Police Civil Service Operating Fund	\$1,138	\$4
Natural Heritage Account	\$27	\$9
Office of Motor Vehicle Customer Service and Technology Fund	\$6,235	\$1,131
Office of Telecommunications Management		\$4
Office of Worker's Compensation Administrative Fund	\$9,855	\$1
Oil and Gas Regulatory Fund	\$7,987	\$20
Oil Spill Contingency Fund	\$2,415	\$167
Oilfield Site Restoration Fund	\$4,024	\$651
Oyster Development Account	\$232	\$52
Oyster Sanitation Fund	\$181	
Pari-Mutuel Live Racing Facility Gaming Control Fund	\$5,900	\$4,837
Parish and Municipalities Funds	\$27,521	\$11,447
Patient's Compensation Fund	\$79,219	\$4,245

**SCHEDULE OF TRANSFERS FROM AND DUE FROM
FOR THE YEAR ENDED JUNE 30,2003
(EXPRESSED IN THOUSANDS)**

	<u>Transfer From</u>	<u>Due From</u>
Pesticide Fund	\$3,352	\$13
Petroleum and Petroleum Products Fund	\$940	\$152
Public Safety DWI Testing, Maintenance, and Training Fund	\$358	
Reptile and Amphibian Research Fund	\$5	
Right to Know Fund	\$198	\$9
Risk Management Insurance Premium Payment Fund	\$5,750	
Riverboat Gaming Enforcement Fund	\$53,960	\$7,625
Rockefeller Refuge Fund	\$3,136	\$1,304
Rockefeller Wildlife Refuge Trust and Protection Fund	\$210	
Rural Development Fund	\$7,645	\$1,294
Scenic Rivers Fund	\$2	
Seafood Promotion and Marketing Fund	\$490	\$14
Severance Tax Fund		\$108
Shrimp Marketing and Promotion Account	\$74	\$11
Small Business Surety Bonding Fund	\$426	\$54
State Parks Land Acquisition Fund	\$20	
State Revenue Sharing Fund	\$90,000	
Structural Pest Control Commission Fund	\$1,523	\$2
Support Education in Louisiana First Fund	\$91,528	\$1
Tax Commission Expense Fund	\$462	\$71
Teacher Preparation Loan Fund	\$220	
Telecommunications for the Deaf Fund	\$1,872	\$252
Telephone Company Property Assessment Relief Fund	\$28,946	
Tobacco Tax Health Care Fund	\$9,040	\$3,979
TOPS Fund	\$13,694	\$2,031
Transportation Infrastructure Model for Economic Development	\$4,084	\$1,615
Transportation Trust Fund	\$388,630	\$17,691
Traumatic Head and Spinal Cord Injury Trust Fund	\$778	\$213
Trial Court Case Management Information Fund	\$1,695	
Utility and Carrier Inspection and Supervision Fund	\$5,084	
Video Draw Poker Device Fund	\$171,507	\$11,928
Video Draw Poker Purse Supplement Fund	\$2,719	
Waste Tire Management Fund	\$9,156	\$398
Wetlands Conservation and Restoration Fund	\$25,161	
Wildlife Habitat and Natural Heritage Trust Fund	\$144	\$53
	Subtotal	\$876,225
From.... To: Greater New Orleans Expressway Commission Additional Cos		
Bond Security and Redemption Fund	\$13	\$1

**SCHEDULE OF TRANSFERS FROM AND DUE FROM
FOR THE YEAR ENDED JUNE 30,2003
(EXPRESSED IN THOUSANDS)**

	<u>Transfer From</u>	<u>Due From</u>
	Subtotal	\$1
From.... To: Hazardous Materials Emergency Response Fund		
Bond Security and Redemption Fund	\$13	
	Subtotal	
	\$15	
From.... To: Hazardous Waste Site Cleanup Fund		
Bond Security and Redemption Fund	\$6,662	\$1,300
Motor Fuels Underground Storage Tank Trust Fund	\$29	\$29
	Subtotal	\$1,329
From.... To: Health Excellence Fund		
Bond Security and Redemption Fund	\$29,494	
	Subtotal	
	\$29,494	
From.... To: Health Trust Fund		
Bond Security and Redemption Fund	\$44	
Medicaid Trust Fund for the Elderly	\$16,935	
	Subtotal	
	\$16,979	
From.... To: Higher Education Distance Learning Account		
Bond Security and Redemption Fund	\$12,263	
	Subtotal	
	\$12,263	
From.... To: Higher Education Initiatives Fund		
Bond Security and Redemption Fund	\$99	
	Subtotal	
	\$99	
From.... To: Incentive Fund		
Bond Security and Redemption Fund	\$49	
General Fund	\$3,145	
	Subtotal	
	\$3,194	
From.... To: Insurance Fraud Investigation Fund		
Bond Security and Redemption Fund	\$2,409	
	Subtotal	
	\$2,409	
From.... To: Judges' Supplemental Compensation Fund		
Bond Security and Redemption Fund	\$3,870	
	Subtotal	
	\$3,870	
From.... To: Labor Penalty and Interest Acct		
General Fund	\$3,896	
	Subtotal	
	\$3,896	
From.... To: Lead Hazard Reduction Fund		
Bond Security and Redemption Fund	\$80	
	Subtotal	
	\$80	
From.... To: Lifetime License Endowment Trust Fund		
Bond Security and Redemption Fund	\$1,230	\$22
	Subtotal	\$22
	\$1,230	

**SCHEDULE OF TRANSFERS FROM AND DUE FROM
FOR THE YEAR ENDED JUNE 30,2003
(EXPRESSED IN THOUSANDS)**

	<u>Transfer From</u>	<u>Due From</u>
From.... To: Liquefied Petroleum Gas Commission Rainy Day Fund		
Bond Security and Redemption Fund	\$882	\$3
General Fund	\$100	\$100
Subtotal	\$982	\$103
From.... To: Lottery Proceeds Fund		
Bond Security and Redemption Fund	\$111,971	\$10,785
Subtotal	\$111,971	\$10,785
From.... To: Louisiana Agricultural Finance Authority Fund		
Bond Security and Redemption Fund	\$4	
Pari-Mutuel Live Racing Facility Gaming Control Fund	\$12,000	\$729
Subtotal	\$12,004	\$729
From.... To: Louisiana Alarm Regulatory Trust Fund		
Bond Security and Redemption Fund	\$221	\$3
Subtotal	\$221	\$3
From.... To: Louisiana Alligator Market Development Fund		
Bond Security and Redemption Fund	\$103	
Subtotal	\$103	
From.... To: Louisiana Alligator Resource Fund		
Bond Security and Redemption Fund	\$846	\$4
Subtotal	\$846	\$4
From.... To: Louisiana Charter School Start-Up Loan Fund		
Bond Security and Redemption Fund	\$166	\$66
Subtotal	\$166	\$66
From.... To: Louisiana Duck Stamp Fund		
Bond Security and Redemption Fund	\$739	
Subtotal	\$739	
From.... To: Louisiana Economic Development Fund		
Bond Security and Redemption Fund	\$21,000	\$2,707
Capital Outlay Escrow Fund	\$6,797	\$3,681
General Fund	\$8,700	
Marketing Fund	\$407	
Subtotal	\$36,904	\$6,388
From.... To: Louisiana Education Quality Trust Fund		
Bond Security and Redemption Fund	\$17,149	
Subtotal	\$17,149	
From.... To: Louisiana Employment Opportunity Loan Fund		
Bond Security and Redemption Fund	\$32	\$3
Subtotal	\$32	\$3
From.... To: Louisiana Environmental Education Fund		
Bond Security and Redemption Fund	\$107	\$5

**SCHEDULE OF TRANSFERS FROM AND DUE FROM
FOR THE YEAR ENDED JUNE 30,2003
(EXPRESSED IN THOUSANDS)**

	<u>Transfer From</u>	<u>Due From</u>
	Subtotal	\$107
From.... To: Louisiana Fire Marshall Fund		\$5
Bond Security and Redemption Fund	\$8,445	
General Fund		\$329
	Subtotal	\$8,445
From.... To: Louisiana Fund		
Bond Security and Redemption Fund	\$10,286	
General Fund		\$135
	Subtotal	\$10,286
From.... To: Louisiana Fur and Alligator Public Education and Marketing F		
Bond Security and Redemption Fund	\$80	
	Subtotal	\$80
From.... To: Louisiana Help Our Wildlife Fund		
Bond Security and Redemption Fund	\$13	
	Subtotal	\$13
From.... To: Louisiana Manufactured Housing Commission Fund		
Bond Security and Redemption Fund	\$267	
	Subtotal	\$267
From.... To: Louisiana Medical Assistance Trust Fund		
Bond Security and Redemption Fund	\$97,920	\$9,142
General Fund	\$9,729	\$19,401
	Subtotal	\$107,649
From.... To: Louisiana Office Facilities Corporation		
Capital Outlay Escrow Fund	\$3,145	\$1,273
	Subtotal	\$3,145
From.... To: Louisiana Quality Education Support Fund		
Bond Security and Redemption Fund	\$54,527	
Louisiana Education Quality Trust Fund		\$1,426
	Subtotal	\$54,527
From.... To: Louisiana State Parks Improvement and Repair Fund		
Bond Security and Redemption Fund	\$4,348	\$645
	Subtotal	\$4,348
From.... To: Louisiana State Police Salary Fund		
Bond Security and Redemption Fund	\$15,600	\$6,161
	Subtotal	\$15,600
From.... To: Louisiana Technology Innovations Fund		
Bond Security and Redemption Fund	\$122	
	Subtotal	\$122
From.... To: Louisiana Tourism Promotion District		
General Fund	\$949	\$949

**SCHEDULE OF TRANSFERS FROM AND DUE FROM
FOR THE YEAR ENDED JUNE 30,2003
(EXPRESSED IN THOUSANDS)**

	<u>Transfer From</u>	<u>Due From</u>
	Subtotal	\$949
From.... To: Louisiana Towing and Storage Fund		
Bond Security and Redemption Fund	\$418	\$175
	Subtotal	\$175
From.... To: Louisiana Underwater Obstruction Removal Fund		
Bond Security and Redemption Fund	\$1	
Fishermen's Gear Compensation Fund	\$250	
General Fund		\$1
	Subtotal	\$1
From.... To: Louisiana Wild Turkey Stamp Fund		
Bond Security and Redemption Fund	\$61	
	Subtotal	\$61
From.... To: Louisiana Worker's Compensation Second Injury Fund		
Bond Security and Redemption Fund	\$34,564	\$4
General Fund		\$30
	Subtotal	\$34
From.... To: Marketing Fund		
Bond Security and Redemption Fund	\$2,417	
	Subtotal	\$2,417
From.... To: Marsh Island Operating Fund		
Russell Sage or Marsh Island Refuge Fund	\$527	
	Subtotal	\$527
From.... To: Medicaid Trust Fund for the Elderly		
Bond Security and Redemption Fund	\$217,699	\$3,197
Health Trust Fund	\$1,071	
	Subtotal	\$3,197
From.... To: Medical Assistance Programs Fraud Detection Fund		
Bond Security and Redemption Fund	\$243	
	Subtotal	\$243
From.... To: Mineral Resources Audit and Collection Fund		
Bond Security and Redemption Fund	\$2,175	\$99
General Fund	\$2,850	\$2,850
	Subtotal	\$2,949
From.... To: Mineral Revenue Audit and Settlement Fund		
Bond Security and Redemption Fund	\$67,343	
	Subtotal	\$67,343
From.... To: Motor Carrier Regulation Fund		
Bond Security and Redemption Fund	\$5,599	\$67
	Subtotal	\$67
From.... To: Motor Fuels Underground Storage Tank Trust Fund		

**SCHEDULE OF TRANSFERS FROM AND DUE FROM
FOR THE YEAR ENDED JUNE 30,2003
(EXPRESSED IN THOUSANDS)**

	<u>Transfer From</u>	<u>Due From</u>
Bond Security and Redemption Fund	\$22,874	\$2,034
Environmental Trust Fund	\$107	
Subtotal	\$22,981	\$2,034
From.... To: Motorcycle Safety Awareness & Operator Training Program F		
Bond Security and Redemption Fund	\$128	\$4
Subtotal	\$128	\$4
From.... To: Municipal Fire and Police Civil Service Operating Fund		
Bond Security and Redemption Fund	\$1,146	
General Fund		\$12
Subtotal	\$1,146	\$12
From.... To: Natural Heritage Account		
Bond Security and Redemption Fund	\$22	
Subtotal	\$22	
From.... To: Nursing Home Residents' Trust Fund		
Bond Security and Redemption Fund	\$293	
Subtotal	\$293	
From.... To: Office of Motor Vehicle Customer Service and Technology Fu		
Bond Security and Redemption Fund	\$6,216	\$186
Subtotal	\$6,216	\$186
From.... To: Office of Worker's Compensation Administrative Fund		
Bond Security and Redemption Fund	\$9,731	\$8
Louisiana Worker's Compensation Second Injury Fund	\$127	
Subtotal	\$9,858	\$8
From.... To: Oil and Gas Regulatory Fund		
Bond Security and Redemption Fund	\$6,850	\$12
General Fund	\$930	\$197
Subtotal	\$7,780	\$209
From.... To: Oil Spill Contingency Fund		
Bond Security and Redemption Fund	\$7,966	\$131
Subtotal	\$7,966	\$131
From.... To: Oilfield Site Restoration Fund		
Bond Security and Redemption Fund	\$4,195	\$135
Subtotal	\$4,195	\$135
From.... To: Oyster Development Account		
Bond Security and Redemption Fund	\$174	\$4
Subtotal	\$174	\$4
From.... To: Oyster Sanitation Fund		
Bond Security and Redemption Fund	\$182	
Subtotal	\$182	
From.... To: Pari-Mutuel Live Racing Facility Gaming Control Fund		

**SCHEDULE OF TRANSFERS FROM AND DUE FROM
FOR THE YEAR ENDED JUNE 30,2003
(EXPRESSED IN THOUSANDS)**

	<u>Transfer From</u>	<u>Due From</u>
Bond Security and Redemption Fund	\$20,421	\$1,282
Subtotal	\$20,421	\$1,282
From.... To: Parish and Municipalities Excellence Fund		
Pari-Mutuel Live Racing Facility Gaming Control Fund	\$1,021	\$121
Subtotal	\$1,021	\$121
From.... To: Parish and Municipalities Funds		
Bond Security and Redemption Fund	\$29,663	\$5,636
Subtotal	\$29,663	\$5,636
From.... To: Parish Royalty Fund		
Parish Royalty Sinking Fund	\$614	
Subtotal	\$614	
From.... To: Patient's Compensation Fund		
Bond Security and Redemption Fund	\$117,418	\$5,552
Subtotal	\$117,418	\$5,552
From.... To: Pesticide Fund		
Bond Security and Redemption Fund	\$3,352	\$13
Subtotal	\$3,352	\$13
From.... To: Petroleum and Petroleum Products Fund		
Bond Security and Redemption Fund	\$835	\$166
Subtotal	\$835	\$166
From.... To: Proprietary School Students Protection Fund		
Bond Security and Redemption Fund	\$50	\$11
Subtotal	\$50	\$11
From.... To: Public Safety DWI Testing, Maintenance, and Training Fund		
Bond Security and Redemption Fund	\$493	\$5
Subtotal	\$493	\$5
From.... To: Quail Account		
Bond Security and Redemption Fund	\$6	
Subtotal	\$6	
From.... To: Rehabilitation for the Blind and Visually Impaired Fund		
Pari-Mutuel Live Racing Facility Gaming Control Fund	\$1,000	
Subtotal	\$1,000	
From.... To: Reptile and Amphibian Research Fund		
Bond Security and Redemption Fund	\$10	
Subtotal	\$10	
From.... To: Right to Know Fund		
Bond Security and Redemption Fund	\$198	
Subtotal	\$198	
From.... To: Riverboat Gaming Enforcement Fund		
Bond Security and Redemption Fund	\$55,956	\$1,164

**SCHEDULE OF TRANSFERS FROM AND DUE FROM
FOR THE YEAR ENDED JUNE 30,2003
(EXPRESSED IN THOUSANDS)**

	<u>Transfer From</u>	<u>Due From</u>
General Fund		\$3,165
Subtotal	\$55,956	\$4,329
From.... To: Rockefeller Wildlife Refuge Trust and Protection Fund		
Rockefeller Refuge Fund	\$104	\$33
Subtotal	\$104	\$33
From.... To: Rural Development Fund		
Bond Security and Redemption Fund	(\$35)	
General Fund	\$8,622	
Subtotal	\$8,587	
From.... To: Russell Sage or Marsh Island Capital Improvement Fund		
Bond Security and Redemption Fund	\$26	
Subtotal	\$26	
From.... To: Russell Sage or Marsh Island Refuge Fund		
Marsh Island Operating Fund	\$293	\$293
Subtotal	\$293	\$293
From.... To: Russell Sage Special Fund #2		
Marsh Island Operating Fund	\$6	\$6
Subtotal	\$6	\$6
From.... To: Saltwater Fishery Enforcement Fund		
Bond Security and Redemption Fund	\$27	
Subtotal	\$27	
From.... To: Scenic Rivers Fund		
Bond Security and Redemption Fund	\$2	
Subtotal	\$2	
From.... To: School and District Accountability Fund		
Bond Security and Redemption Fund	\$6	
Subtotal	\$6	
From.... To: Seafood Promotion and Marketing Fund		
Bond Security and Redemption Fund	\$364	\$1
Subtotal	\$364	\$1
From.... To: Severance Tax Fund		
General Fund	\$35,639	\$10,943
Subtotal	\$35,639	\$10,943
From.... To: Sex Offender Registry Technology Fund		
Bond Security and Redemption Fund	\$157	\$10
Subtotal	\$157	\$10
From.... To: Shrimp Marketing and Promotion Account		
Bond Security and Redemption Fund	\$126	
Subtotal	\$126	
From.... To: Small Business Surety Bonding Fund		

**SCHEDULE OF TRANSFERS FROM AND DUE FROM
FOR THE YEAR ENDED JUNE 30,2003
(EXPRESSED IN THOUSANDS)**

	<u>Transfer From</u>	<u>Due From</u>
Bond Security and Redemption Fund	\$293	\$25
Subtotal	\$293	\$25
From.... To: Sports Facility Assistance Fund		
Bond Security and Redemption Fund	\$676	
Subtotal	\$676	
From.... To: State Parks Land Acquisition Fund		
Bond Security and Redemption Fund	\$1	
Subtotal	\$1	
From.... To: State Revenue Sharing Fund		
General Fund	\$90,000	
Subtotal	\$90,000	
From.... To: Structural Pest Control Commission Fund		
Bond Security and Redemption Fund	\$689	\$92
Subtotal	\$689	\$92
From.... To: Support Education in Louisiana First Fund		
Bond Security and Redemption Fund	\$125,880	\$1,913
Subtotal	\$125,880	\$1,913
From.... To: Tax Commission Expense Fund		
Bond Security and Redemption Fund	\$506	\$18
General Fund		\$33
Subtotal	\$506	\$51
From.... To: Teacher Preparation Loan Fund		
Bond Security and Redemption Fund	\$4	
Subtotal	\$4	
From.... To: Telecommunications for the Deaf Fund		
Bond Security and Redemption Fund	\$1,283	\$24
Subtotal	\$1,283	\$24
From.... To: Telephone Company Property Assessment Relief Fund		
Bond Security and Redemption Fund	\$28,365	\$4,540
Subtotal	\$28,365	\$4,540
From.... To: Tobacco Tax Health Care Fund		
Bond Security and Redemption Fund	\$30,722	\$7,305
Subtotal	\$30,722	\$7,305
From.... To: TOPS Fund		
Bond Security and Redemption Fund	\$29,494	
Subtotal	\$29,494	
From.... To: Transportation Infrastructure Model for Economic Developme		
Bond Security and Redemption Fund	\$63,968	\$6,134
Subtotal	\$63,968	\$6,134
From.... To: Transportation Trust Fund		

**SCHEDULE OF TRANSFERS FROM AND DUE FROM
FOR THE YEAR ENDED JUNE 30,2003
(EXPRESSED IN THOUSANDS)**

	<u>Transfer From</u>	<u>Due From</u>
Bond Security and Redemption Fund	\$493,873	\$90,306
General Fund	\$124	\$124
Subtotal	\$493,997	\$90,430
From.... To: Traumatic Head and Spinal Cord Injury Trust Fund		
Bond Security and Redemption Fund	\$1,542	\$13
Subtotal	\$1,542	\$13
From.... To: Trial Court Case Management Information Fund		
Bond Security and Redemption Fund	\$1,323	
Subtotal	\$1,323	
From.... To: Tuition Assistance Fund		
Bond Security and Redemption Fund	\$99	
Subtotal	\$99	
From.... To: Utility and Carrier Inspection and Supervision Fund		
Bond Security and Redemption Fund	\$6,965	\$1,174
General Fund	\$236	
Subtotal	\$7,201	\$1,174
From.... To: Video Draw Poker Device Fund		
Bond Security and Redemption Fund	\$172,007	\$8,456
Subtotal	\$172,007	\$8,456
From.... To: Video Draw Poker Device Purse Supplement Fund		
Bond Security and Redemption Fund	\$2,810	\$119
Subtotal	\$2,810	\$119
From.... To: Vital Records Conservation Fund		
Bond Security and Redemption Fund	\$11	
Subtotal	\$11	
From.... To: Waste Tire Management Fund		
Bond Security and Redemption Fund	\$8,105	\$718
Subtotal	\$8,105	\$718
From.... To: Waterfowl Account		
Bond Security and Redemption Fund	\$14	\$1
Subtotal	\$14	\$1
From.... To: Wetlands Conservation and Restoration Fund		
Bond Security and Redemption Fund	\$29,308	\$20,292
Coastal Mitigation Account	\$9	
General Fund		\$9,868
Subtotal	\$29,317	\$30,160
From.... To: White Tail Deer Account		
Bond Security and Redemption Fund	\$5	
Subtotal	\$5	
From.... To: Wildlife Habitat and Natural Heritage Trust Fund		

**SCHEDULE OF TRANSFERS FROM AND DUE FROM
FOR THE YEAR ENDED JUNE 30,2003
(EXPRESSED IN THOUSANDS)**

	<u>Transfer From</u>	<u>Due From</u>
Bond Security and Redemption Fund	\$1,071	
Subtotal	\$1,071	
From.... To: Youthful Offender Management Fund		
Bond Security and Redemption Fund	\$218	\$2
Subtotal	\$218	\$2
Total	\$12,735,699	\$1,600,555

STATE OF LOUISIANA
REVENUES BY SOURCE AND DISTRIBUTION
FISCAL YEAR 2002-03

	TOTAL REVENUE BUDGET	TOTAL REVENUES AND RECEIPTS	BUDGET BOND SECURITY AND REDEMPTION	(B15) BOND SECURITY AND REDEMPTION FUND
TAXES, LICENSES, FEES COLLECTED BY:				
DEPT OF REVENUE & TAXATION				
ALCOHOLIC BEVERAGE TAX	\$ 16,300,000	\$ 16,283,729	\$ 16,300,000	\$ 16,283,729
BEER TAX	38,500,000	36,430,944	38,500,000	36,430,944
CORPORATION FRANCHISE TAX	156,800,000	187,447,317	156,800,000	187,447,317
ELECTRIC COOPERATIVE FEES	-	47,607	-	47,607
GASOLINE TAX:				
TIMED-4 CENTS	86,480,000	56,794,000	86,480,000	-
TRANSPORTATION-16 CENTS	345,920,000	854,121,892	345,920,000	-
GIFT TAX	4,800,000	5,571,230	4,800,000	5,571,230
INCOME TAX-CORPORATE (NET)	211,100,000	198,715,818	211,100,000	198,715,818
INCOME TAX-FIDUCIARY (NET)	1,800,000	4,474,692	1,800,000	4,474,692
INCOME TAX-INDIVIDUAL (NET)	1,911,000,000	1,802,778,196	1,911,000,000	1,802,778,196
INHERITANCE TAX	50,700,000	53,521,698	50,700,000	53,521,698
MAIL ORDER SALES	-	246	-	246
ERNEST MORIAL CONVENTION CENTER	-	239,653	-	239,653
NATURAL GAS FRANCHISE TAX	13,700,000	15,254,832	13,700,000	15,254,832
P & M BEER	-	143,547	-	143,547
PUBLIC UTILITIES TAX	2,400,000	(253,401)	2,400,000	(918,515)
RENTAL AUTO EXCISE	4,200,000	4,176,775	4,200,000	4,176,775
SALES TAX:				
SALES TAX-GENERAL	2,230,100,000	2,215,227,539	2,230,100,000	2,215,227,539
TOURISM PROMOTION	17,500,000	18,240,000	-	-
SALES JET FUELS-TRANSPORTATION TRUST	6,300,000	6,300,000	6,300,000	-
LA ECONOMIC DEVELOPMENT	12,000,000	9,878,886	-	-
SALES TAX-HOTEL/MOTEL WITHHOLDS	-	1,044,126	-	1,044,126
SALES CONSUMER USE	-	56,235	-	56,235
SEVERANCE TAX-GENERAL	387,000,000	425,505,685	351,300,000	425,505,685
SPECIAL FUELS TAX:				
TIMED-4 CENTS	23,240,000	-	23,240,000	-
TRANSPORTATION-16 CENTS	92,960,000	94,158,079	92,960,000	-
SUPERVISION AND INSPECTION FEES	3,700,000	-	3,700,000	-
TOBACCO TAX AND PERMITS	130,000,000	82,079,712	130,000,000	82,079,712
TOBACCO TAX HEALTH CARE	26,600,000	30,682,903	26,600,000	-
MISCELLANEOUS RECEIPTS:				
HAZARDOUS WASTE SITE CLEANUP	-	4,479,121	-	-
MARIJUANA CONTROL	10,696	-	10,696	-
MARKETING FUND	-	2,026,931	-	-
NON-RESIDENT CONTRACTORS	-	12,740	-	12,740
OILFIELD SITE RESTORATION	-	3,250,370	-	-
OIL SPILL CONTINGENCY	-	7,758,964	-	-
PARISH AND MUNICIPALITIES	-	29,586,800	-	-
PETROLEUM AND PETROLEUM PRODUCTS	-	834,124	-	-
SOFT DRINK	-	5,036	-	5,036
SPORTS FACILITY	-	675,885	-	-
TELEPHONE COMPANY PROPERTY	-	27,749,532	-	-
TELEPHONE TAX FOR THE DEAF	-	1,145,854	-	-
UTILITY AND CARRIER INSPECTION	4,000,000	4,312,321	4,000,000	-
TOTAL DEPARTMENT OF REVENUE	5,777,110,696	6,200,759,618	5,711,910,696	5,048,098,842
DEPARTMENT OF NATURAL RESOURCES				
ROYALTIES:				
90%-BOND SECURITY	283,800,000	320,449,876	283,800,000	320,449,876
10% TO PARISHES	34,700,000	36,406,000	-	-
BONUSES	24,000,000	22,798,061	24,000,000	22,798,061
RENTALS	15,000,000	15,478,620	15,000,000	15,478,620
CONSERVATION	-	9,105,846	-	-
ROCKEFELLER FUND	-	2,364,000	-	-
MARSH ISLAND FUND	-	130,000	-	-
MINERAL REVENUE AUDIT AND COLLECTION	-	574,793	-	-
WETLANDS	25,000,000	530,171	25,000,000	-
COASTAL RESOURCES	-	713,499	-	-
FISHERMAN'S GEAR COMPENSATION	-	1,193,000	-	-
OILFIELD SITE RESTORATION	-	849,536	-	-
OIL AND GAS REGULATORY	-	6,844,527	-	-
NATURAL RESOURCES-OTHER REVENUE:				
OTHER USE OF MONEY & PROPERTY	-	17,940,749	-	-
TOTAL DEPARTMENT OF NATURAL RESOURCES	382,500,000	435,378,678	347,800,000	358,726,557

(B10) BOND SECURITY AND REDEMPTION FUND PASS THROUGH	BUDGET FOR GENERAL FUND	GENERAL FUND	BUDGET FOR ALL OTHER FUNDS	ALL OTHER FUNDS	FUND NAME
\$ -	\$ -	\$ -	\$ -	\$ -	
-	-	-	-	-	
-	-	-	-	-	
-	-	-	-	-	
-	-	-	-	-	
352,547,892	-	-	-	56,794,000	TIMED TRANSPORTATION TRUST
-	-	-	-	501,574,000	
-	-	-	-	-	
-	-	-	-	-	
-	-	-	-	-	
-	-	-	-	-	
-	-	-	-	-	
-	-	-	-	-	
665,114	-	-	-	-	
-	-	-	-	-	
-	-	-	-	-	
-	-	-	-	-	
-	-	-	-	-	
-	-	-	-	-	
6,300,000	-	-	17,500,000	18,240,000	TOURISM PROMOTION TRANSPORTATION TRUST
9,878,886	-	-	12,000,000	-	
-	-	-	-	-	
-	-	-	-	-	
-	-	-	35,700,000	-	
-	-	-	-	-	
94,158,079	-	-	-	-	TIMED TRANSPORTATION TRUST
-	-	-	-	-	
-	-	-	-	-	
30,682,903	-	-	-	-	
4,479,121	-	-	-	-	HAZARDOUS WASTE SITE CLEANUP
-	-	-	-	-	DRUG TREATMENT CENTER
2,026,931	-	-	-	-	MARKETING FUND
-	-	-	-	-	
3,250,370	-	-	-	-	OILFIELD SITE RESTORATION
7,758,964	-	-	-	-	OIL SPILL CONTINGENCY
29,586,800	-	-	-	-	PARISH AND MUNICIPALITIES
834,124	-	-	-	-	PETROLEUM AND PETROLEUM PRODUCTS
-	-	-	-	-	
675,885	-	-	-	-	
27,749,532	-	-	-	-	TELEPHONE COMPANY PROPERTY
1,145,854	-	-	-	-	TELECOMM. FOR THE DEAF
4,312,321	-	-	-	-	UTILITY AND CARRIER INSPECTION
<u>576,052,776</u>	<u>-</u>	<u>-</u>	<u>65,200,000</u>	<u>576,608,000</u>	
-	-	-	-	-	
-	-	-	34,700,000	36,406,000	PARISH ROYALTY FUND
-	-	-	-	-	
-	-	-	-	-	
9,105,846	-	-	-	-	CONSERVATION
-	-	-	-	2,364,000	ROCKEFELLER FUND
-	-	-	-	130,000	MARSH ISLAND FUND
574,793	-	-	-	-	MINERAL REVENUE AUDIT AND COLLECTION
41,171	-	-	-	489,000	WETLANDS
713,499	-	-	-	-	COASTAL RESOURCES
1,193,000	-	-	-	-	FISHERMAN'S GEAR COMPENSATION
849,536	-	-	-	-	OILFIELD SITE RESTORATION
6,844,527	-	-	-	-	OIL AND GAS REGULATORY
-	-	-	-	-	
17,940,749	-	-	-	-	
<u>37,263,121</u>	<u>-</u>	<u>-</u>	<u>34,700,000</u>	<u>39,389,000</u>	

STATE OF LOUISIANA
REVENUES BY SOURCE AND DISTRIBUTION
FISCAL YEAR 2002-03

	TOTAL REVENUE BUDGET	TOTAL REVENUES AND RECEIPTS	BUDGET BOND SECURITY AND REDEMPTION	(B15) BOND SECURITY AND REDEMPTION FUND
TREASURER'S OFFICE				
INTEREST ON INVESTMENTS:				
INTEREST EARNINGS	55,000,000	49,342,408	55,000,000	49,342,408
ACADEMIC IMPROVEMENT	-	40,132	-	-
ARCHAEOLOGICAL CURATION	-	1,310	-	-
ADMINISTRATION FUND-DEPT OF INSURANCE	-	1,261	-	-
AGRI-PRODUCTS	-	428	-	-
AGRICULTURE COMMODITY	-	13,382	-	-
ALARM REGULATORY	-	2,076	-	-
AQUATIC PLANT CONTROL	-	1,158	-	-
ARTIFICIAL REEF DEVELOPMENT	-	1,200,230	-	-
AVOUELLES PARISH LOCAL GOVERNMENT	-	487	-	-
BATTERED WOMEN SHELTER	-	2,796	-	-
BLACK BEAR ACCOUNT	-	1,248	-	-
BLIND VENDORS TRUST	-	26,479	-	-
BOLL WEEVIL ERADICATION	-	41,089	-	-
CAPITAL OUTLAY TIMED RESERVE	-	6,298,404	-	-
CHOOSE LIFE	-	113	-	-
COMPULSIVE AND PROBLEM GAMING	-	25,010	-	-
CONCEALED HANDGUN PERMIT	-	2,249	-	-
CONSERVATION	-	223,921	-	-
CRIME VICTIMS REPARATION	-	43,773	-	-
DEFICIT ELIMINATION/CAPITAL OUTLAY REPLENISHMENT	-	1,277,486	-	-
DISABILITY AFFAIRS TRUST	-	3,173	-	-
DRUG ABUSE EDUCATION	-	11,009	-	-
DWI TEST MAINTENANCE	-	8,913	-	-
EDUCATION EXCELLENCE FUND	2,000,000	12,736,756	2,000,000	-
EMERGENCY MEDICAL TECHNICIAN	-	540	-	-
ENVIRONMENTAL TRUST	-	300,173	-	-
FEED COMMISSION	-	39	-	-
FERTILIZER	-	69	-	-
FIRE SPRINKLER	-	35	-	-
FOREST PRODUCTIVITY FUND	-	21,722	-	-
FORMOSAN TERMITE INITIATIVE	-	38,090	-	-
FRAUD DETECTION	-	87,823	-	-
FUR AND ALLIGATOR EDUCATION	-	7,875	-	-
FUTURE MEDICAL CARE	-	207,026	-	-
GENERAL AVIATION AND RELIEVER AIRPORT	-	1,487	-	-
GREATER NEW ORLEANS EXPRESSWAY	-	34	-	-
HAZARDOUS WASTE SITE CLEANUP	-	118,263	-	-
HEALTH EXCELLENCE	14,100,000	12,934,176	14,100,000	-
HEALTH TRUST	-	43,571	-	-
HIGHER EDUCATION	-	75,875	-	-
INCENTIVE FUND	-	49,244	-	-
LEAD HAZARDOUS REDUCTION	-	2,100	-	-
LIQUEFIED PETROLEUM GAS RAINY DAY FUND	-	8,597	-	-
LOTTERY PROCEEDS	108,400,000	1,515,032	108,400,000	-
LOUISIANA AGRICULTURAL FINANCE AUTHORITY	-	3,675	-	-
LOUISIANA ALLIGATOR RESOURCE	-	47,379	-	-
LOUISIANA CHARTER SCHOOL START-UP	-	67,914	-	-
LOUISIANA DUCK LICENSE, STAMP, AND PRINT	-	21,192	-	-
LOUISIANA ECONOMIC DEVELOPMENT	-	1,354,874	-	-
LOUISIANA EMPLOYMENT OPPORTUNITY LOAN	-	11,802	-	-
LOUISIANA ENVIRONMENTAL EDUCATION	-	4,887	-	-
LOUISIANA FUND	-	479,555	-	-
LOUISIANA HELP OUR WILDLIFE	-	2,354	-	-
LOUISIANA MEDICAL ASSISTANCE TRUST	-	1,423,404	-	-
LOUISIANA TECHNOLOGY INNOVATIONS	-	121,784	-	-
LOUISIANA WILD TURKEY STAMP	-	4,017	-	-
MEDICAID TRUST FUND FOR THE ELDERLY	-	28,584,237	-	-
MEDICAL ASSISTANCE FRAUD PROTECTION	-	19,215	-	-
MINERAL REVENUE AUDIT	84,400,000	172,828	84,400,000	-
MOTOR FUELS UNDERGROUND STORAGE TANK	-	306,931	-	-
NATURAL HERITAGE	-	6,126	-	-
NURSING HOME RESIDENTS	-	14,524	-	-
OIL AND GAS REGULATORY	-	5,042	-	-
OIL SPILL CONTINGENCY	-	207,405	-	-
OILFIELD SITE RESTORATION	-	94,766	-	-
OYSTER DEVELOPMENT ACCOUNT	-	4,389	-	-
OYSTER SANITATION	-	1,649	-	-
PARISH AND MUNICIPALITIES	-	26,001	-	-
PATIENTS COMPENSATION	-	3,980,273	-	-
PERMANENT TRUST FUND	-	11,104,881	-	-
PETROLEUM AND PETROLEUM PRODUCTS	-	849	-	-

(B10) BOND SECURITY AND REDEMPTION FUND PASS THROUGH	BUDGET FOR GENERAL FUND	GENERAL FUND	BUDGET FOR ALL OTHER FUNDS	ALL OTHER FUNDS	FUND NAME
-	-	-	-	-	
40,132	-	-	-	-	
1,310	-	-	-	-	
1,261	-	-	-	-	ARCHAEOLOGICAL CURATION
428	-	-	-	-	ADMINISTRATION FUND-DEPT OF INSURANCE
13,382	-	-	-	-	AGRI-PRODUCTS
2,076	-	-	-	-	AGRICULTURE COMMODITY
1,158	-	-	-	-	ALARM REGULATORY
1,200,230	-	-	-	-	ARTIFICIAL REEF DEVELOPMENT
487	-	-	-	-	
2,796	-	-	-	-	BATTERED WOMEN SHELTER
1,248	-	-	-	-	BLACK BEAR ACCOUNT
26,479	-	-	-	-	BLIND VENDORS TRUST
41,089	-	-	-	-	BOLL WEEVIL ERADICATION
6,298,404	-	-	-	-	TIMED
113	-	-	-	-	
25,010	-	-	-	-	COMPULSIVE AND PROBLEM GAMING
2,249	-	-	-	-	CONCEALED HANDGUN PERMIT
223,921	-	-	-	-	CONSERVATION
43,773	-	-	-	-	
953,486	-	-	-	324,000	DEFICIT ELIMINATION/CAPITAL OUTLAY REPLENISHMENT
3,173	-	-	-	-	DISABILITY AFFAIRS TRUST
11,009	-	-	-	-	
8,913	-	-	-	-	DWI TEST MAINTENANCE
12,736,756	-	-	-	-	EDUCATION EXCELLENCE
540	-	-	-	-	EMERGENCY MEDICAL TECHNICIAN
300,173	-	-	-	-	
39	-	-	-	-	
69	-	-	-	-	
35	-	-	-	-	
21,722	-	-	-	-	FOREST PRODUCTIVITY
38,090	-	-	-	-	FORMOSAN TERMITE INITIATIVE
87,823	-	-	-	-	
7,875	-	-	-	-	FUR AND ALLIGATOR EDUCATION
207,026	-	-	-	-	FUTURE MEDICAL CARE
1,487	-	-	-	-	GENERAL AVIATION AND RELIEVER
34	-	-	-	-	GREATER NEW ORLEANS EXPRESSWAY
118,263	-	-	-	-	
12,934,176	-	-	-	-	HEALTH EXCELLENCE
43,571	-	-	-	-	
75,875	-	-	-	-	
49,244	-	-	-	-	INNOVATIVE TEACHING AND LEARNING
2,100	-	-	-	-	
8,597	-	-	-	-	LIQUEFIED PETROLEUM GAS RAINY DAY
1,131,032	-	-	-	384,000	LOTTERY
3,675	-	-	-	-	
47,379	-	-	-	-	LOUISIANA ALLIGATOR RESOURCE
67,914	-	-	-	-	LOUISIANA CHARTER SCHOOL START-UP
21,192	-	-	-	-	
1,011,874	-	-	-	343,000	
11,802	-	-	-	-	LA EMPLOYMENT OPPORTUNITY LOAN
4,887	-	-	-	-	LOUISIANA ENVIRONMENTAL EDUCATION
357,555	-	-	-	122,000	LOUISIANA FUND
2,354	-	-	-	-	LOUISIANA HELP OUR WILDLIFE
1,423,404	-	-	-	-	LA MEDICAL ASSISTANCE TRUST
121,784	-	-	-	-	LOUISIANA TECHNOLOGY INNOVATIONS
4,017	-	-	-	-	LOUISIANA WILD TURKEY STAMP
28,584,237	-	-	-	-	MEDICAID TRUST FUND FOR THE ELDERLY
19,215	-	-	-	-	MEDICAL ASSISTANCE TRUST
172,828	-	-	-	-	MINERAL REVENUE AUDIT
306,931	-	-	-	-	
6,126	-	-	-	-	NATURAL HERITAGE
14,524	-	-	-	-	
5,042	-	-	-	-	
207,405	-	-	-	-	OIL SPILL CONTINGENCY
94,766	-	-	-	-	OILFIELD SITE RESTORATION
4,389	-	-	-	-	
1,649	-	-	-	-	OYSTER DEVELOPMENT ACCOUNT
26,001	-	-	-	-	PARISH LOCAL GOVERNMENT
3,980,273	-	-	-	-	PATIENTS COMPENSATION
11,104,881	-	-	-	-	PERMANENT TRUST FUND
849	-	-	-	-	PETROLEUM AND PETROLEUM PRODUCTS

STATE OF LOUISIANA
REVENUES BY SOURCE AND DISTRIBUTION
FISCAL YEAR 2002-03

	TOTAL REVENUE BUDGET	TOTAL REVENUES AND RECEIPTS	BUDGET BOND SECURITY AND REDEMPTION	(B15) BOND SECURITY AND REDEMPTION FUND
PRIVATE INVESTIGATORS EXAMINERS	-	62	-	-
PROPRIETARY SCHOOL STUDENT REC ADMIN.	-	25,963	-	-
QUAIL ACCOUNT	-	261	-	-
REPTILE AND AMPHIBIAN RESEARCH	-	210	-	-
REVENUE STABILIZATION	-	4,318,823	-	-
RURAL DEVELOPMENT	-	175,191	-	-
RUSSELL SAGE/MARSH ISLAND	-	25,533	-	-
SALTWATER FISHERY ENFORCEMENT	-	14,961	-	-
SAVINGS ENHANCEMENT	-	532,603	-	-
SCHOOL AND DISTRICT ACCOUNT	-	5,088	-	-
SEAFOOD PROMOTION	-	2,854	-	-
SHRIMP MARKET AND PROMO ACCOUNT	-	6,471	-	-
SMALL BUSINESS SURETY BONDING	-	17,781	-	-
STATE PARKS LAND ACQUISITION	-	1,002	-	-
SUPPORT EDUCATION IN LOUISIANA FIRST	-	1,172,343	-	-
SUPPORT FUND	45,600,000	36,557,754	45,600,000	-
TOBACCO TAX HEALTH CARE	-	39,045	-	-
TEACHER PREPARATION FUND	-	4,135	-	-
TELECOMMUNICATIONS FOR THE DEAF	-	136,998	-	-
TELEPHONE COMPANY PROPERTY	-	816,443	-	-
TOPS FUND	-	12,934,177	-	-
TRAUMATIC HEAD AND SPINAL INJURY	-	97,949	-	-
TRIAL COURT CASE MANAGEMENT	-	61,532	-	-
TRANSPORTATION TRUST	3,300,000	2,806,350	3,300,000	-
UNDERGROUND OBSTRUCTION REMOVAL	-	482	-	-
VITAL RECORDS CONVERSION	-	209	-	-
WASTE TIRE MANAGEMENT	-	24,915	-	-
WATERFOWL ACCOUNT	-	741	-	-
WETLANDS	-	2,791,107	-	-
WILDLIFE HABITAT AND NATURAL HERITAGE	-	17,235	-	-
YOUTHFUL OFFENDER MANAGEMENT	-	25,604	-	-
FEDERAL ENERGY SETTLEMENT	-	1,638,000	-	-
FEDERAL STATE FISCAL ASSISTANCE	-	13,000	-	-
25% NATIONAL FOREST AND FLOOD CONTROL	-	-	-	-
DOTD CAPITAL OUTLAY TIMED RESERVE	-	57,204,197	-	-
BOND SERVICING	13,000,000	1,990,906	13,000,000	1,990,906
HEALTH EXCELLENCE	-	16,560,454	-	-
EDUCATION EXCELLENCE	-	23,183,824	-	-
TOPS FUND	-	16,560,454	-	-
LOUISIANA FUND	15,600,000	9,928,973	15,600,000	-
PERMANENT TRUST FUND	-	5,921,903	-	-
SUPPORT	-	60,277,623	-	-
BUDGET STABILIZATION FUND	-	1,467,000	-	-
ESCHEAT UNCLAIMED PROPERTY	14,000,000	5,453,769	14,000,000	5,453,769
OTHER AGENCY RECEIPTS-INCOME NOT AVAILABLE	34,800,000	12,921,775	34,800,000	12,921,775
MISCELLANEOUS RECEIPTS:				
ARCHAEOLOGICAL CURATION	-	10,130	-	-
BATTERED WOMEN SHELTER	-	106,465	-	-
COMPULSIVE GAMING	-	500,000	-	-
DISABILITY AFFAIRS TRUST	-	141,664	-	-
ELECTION ADMINISTRATION ACCOUNT	-	4,911,421	-	-
GREATER NEW ORLEANS EXPRESSWAY	-	13,061	-	-
HIGHER EDUCATION	-	49,751	-	-
KEEP LOUISIANA BEAUTIFUL	-	31	-	-
LA CHARTER SCHOOL START-UP	-	98,405	-	-
LA TECHNOLOGY INNOVATIONS	-	55	-	-
MARKETING	-	10,000	-	-
MEDICAID TRUST FUND FOR THE ELDERLY	-	8,505,711	-	-
MINERAL REVENUE AUDIT AND SETTLEMENT	-	67,170,315	-	-
MISCELLANEOUS XB3	-	554,575	-	554,575
MISCELLANEOUS XB4	-	30,792,723	-	30,792,723
PARISH AND MUNICIPALITIES	17,400,000	50,000	17,400,000	-
REVENUE STABILIZATION	-	2,036,126	-	-
TRAUMATIC HEAD AND SPINAL INJURY	-	665	-	-
VITAL RECORDS CONVERSION	-	10,920	-	-
VOTING ACCESS ACCOUNT	-	7,351,684	-	-
WETLANDS STATE PROJECTS	-	2,846,463	-	-
TOTAL TREASURER'S OFFICE	407,600,000	535,684,880	407,600,000	101,056,156
DEPARTMENT OF PUBLIC SAFETY				
SALES TAX-MOTOR VEHICLES	288,900,000	282,338,438	288,900,000	282,338,438
CERTIFICATE OF TITLE	23,600,000	23,573,358	23,600,000	23,573,358

(B10) BOND SECURITY AND REDEMPTION FUND PASS THROUGH	BUDGET FOR GENERAL FUND	GENERAL FUND	BUDGET FOR ALL OTHER FUNDS	ALL OTHER FUNDS	FUND NAME
62	-	-	-	-	
25,963	-	-	-	-	PROPRIETARY SCHOOL STUDENT REC ADMIN.
261	-	-	-	-	QUAIL ACCOUNT
210	-	-	-	-	REPTILE AND AMPHIBIAN RESEARCH
4,318,823	-	-	-	-	REVENUE STABILIZATION
175,191	-	-	-	-	
25,533	-	-	-	-	RUSSELL SAGE/MARSH ISLAND
14,961	-	-	-	-	SALTWATER FISHERY ENFORCEMENT
99,603	-	-	-	433,000	SAVINGS ENHANCEMENT
5,088	-	-	-	-	SCHOOL AND DISTRICT ACCOUNT
2,854	-	-	-	-	
6,471	-	-	-	-	SHRIMP MARKETING AND PROMOTION
17,781	-	-	-	-	SMALL BUSINESS SURETY BONDING
1,002	-	-	-	-	
875,343	-	-	-	297,000	SUPPORT EDUCATION IN LOUISIANA FIRST
36,557,754	-	-	-	-	SUPPORT FUND
39,045	-	-	-	-	
4,135	-	-	-	-	TEACHER PREPARATION FUND
136,998	-	-	-	-	TELECOMMUNICATIONS FOR THE DEAF
615,443	-	-	-	201,000	TELEPHONE COMPANY PROPERTY
12,934,177	-	-	-	-	TOPS
97,949	-	-	-	-	TRAUMATIC HEAD AND SPINAL INJURY
61,532	-	-	-	-	TRIAL COURT CASE MANAGEMENT
2,806,350	-	-	-	-	TRANSPORTATION TRUST
482	-	-	-	-	UNDERGROUND OBSTRUCTION REMOVAL
209	-	-	-	-	VITAL RECORDS CONVERSION
24,915	-	-	-	-	
741	-	-	-	-	WATERFOWL ACCOUNT
2,791,107	-	-	-	-	WETLANDS
17,235	-	-	-	-	
25,604	-	-	-	-	YOUTHFUL OFFENDER MANAGEMENT
-	-	-	-	1,638,000	FEDERAL ENERGY SETTLEMENT
-	-	-	-	13,000	FEDERAL STATE FISCAL ASSISTANCE
-	-	-	-	-	
57,204,197	-	-	-	-	TIMED
-	-	-	-	-	
16,560,454	-	-	-	-	HEALTH EXCELLENCE
23,183,824	-	-	-	-	EDUCATION EXCELLENCE
16,560,454	-	-	-	-	TOPS
9,928,973	-	-	-	-	LOUISIANA FUND
5,921,903	-	-	-	-	
18,091,623	-	-	-	42,186,000	LOUISIANA QUALITY EDUCATION SUPPORT
-	-	-	-	1,467,000	BUDGET STABILIZATION FUND
-	-	-	-	-	
-	-	-	-	-	
10,130	-	-	-	-	
106,465	-	-	-	-	BATTERED WOMEN SHELTER
500,000	-	-	-	-	COMPULSIVE GAMING
141,664	-	-	-	-	DISABILITY AFFAIRS TRUST
4,911,421	-	-	-	-	
13,061	-	-	-	-	GREATER NEW ORLEANS EXPRESSWAY
23,751	-	-	-	26,000	
31	-	-	-	-	KEEP LOUISIANA BEAUTIFUL
98,405	-	-	-	-	LA CHARTER SCHOOL START-UP
55	-	-	-	-	LA TECHNOLOGY INNOVATIONS
10,000	-	-	-	-	
8,505,711	-	-	-	-	
67,170,315	-	-	-	-	MINERAL REVENUE AUDIT AND SETTLEMENT
-	-	-	-	-	
-	-	-	-	-	
50,000	-	-	-	-	PARISH AND MUNICIPALITIES
2,036,126	-	-	-	-	REVENUE STABILIZATION
665	-	-	-	-	TRAUMATIC HEAD AND SPINAL INJURY
10,920	-	-	-	-	
7,351,684	-	-	-	-	
2,846,463	-	-	-	-	WETLANDS
<u>387,194,724</u>	<u>-</u>	<u>-</u>	<u>-</u>	<u>47,434,000</u>	
-	-	-	-	-	
-	-	-	-	-	

STATE OF LOUISIANA
REVENUES BY SOURCE AND DISTRIBUTION
FISCAL YEAR 2002-03

	TOTAL REVENUE BUDGET	TOTAL REVENUES AND RECEIPTS	BUDGET BOND SECURITY AND REDEMPTION	(B15) BOND SECURITY AND REDEMPTION FUND
MOTOR VEHICLE LICENSES:	-	-	-	-
LICENSES	39,000,000	38,660,729	39,000,000	38,660,729
HIGHWAY FUND #2	9,200,000	9,027,000	-	-
TRANSPORTATION TRUST FUND	31,800,000	38,489,986	31,800,000	-
OTHER FEES-PUBLIC SAFETY:				
DRIVERS LICENSE FEES	-	8,792,303	-	8,792,303
MISCELLANEOUS:				
ALARM REGULATORY	-	219,065	-	-
ACQUATIC PLANT CONTROL	-	281,982	-	-
BLACK BEAR ACCOUNT	-	38,982	-	-
CASINO GAMING PROCEEDS	-	111,990	-	-
CASINO GAMING PROCEEDS SELF FUND	59,500,000	59,459,128	59,500,000	-
CHILDREN'S TRUST FUND	-	675	-	-
CHOOSE LIFE FUND	-	31,945	-	-
COASTAL CONSERVATION PLATE	-	3,650	-	-
CRIMINAL IDENTIFICATION	-	2,279,489	-	-
DWI TESTING MAINTENANCE	-	483,912	-	-
EMERGENCY MEDICAL TECHNICIAN	-	5,218	-	-
EXPLOSIVE TRUST	-	55,955	-	-
FIRE EXTINGUISHER	-	182,888	-	-
FIRE SPRINKLER	-	59,265	-	-
CONCEALED HANDGUN PERMIT	-	324,522	-	-
HAZARDOUS MATERIAL EMERGENCY RESPONSE	-	15,350	-	-
LA ECONOMIC DEVELOPMENT	-	768,979	-	-
LA ENVIRONMENTAL EDUCATION	-	101,780	-	-
LA TOWING AND STORAGE	-	420,099	-	1,650
LA WILD TURKEY STAMP	-	3,068	-	-
LPG RAINY DAY	-	872,934	-	-
MARKETING FUND	-	379,800	-	-
MEDICAID TRUST FUND FOR THE ELDERLY	-	1,300	-	-
MVI EMISSION TEST	-	403,197	-	-
OMV CUSTOMER SERVICE AND TECHNOLOGY	-	6,216,205	-	-
PARIMUTUEL LIVE RACING	-	20,420,644	-	-
QUAIL ACCOUNT	-	5,924	-	-
RIGHT TO KNOW FUND	-	198,304	-	-
RIVERBOAT GAMING	181,800,000	55,956,386	181,800,000	-
RIVERBOAT FRANCHISE FEE	159,600,000	219,199,237	159,600,000	219,199,237
RIVERBOAT SELF FUND	-	65,545,511	-	-
SEX OFFENDER REGISTRY	-	56,216	-	-
VIDEO DRAW POKER	170,000,000	170,683,882	170,000,000	-
VIDEO DRAW POKER SUPPLEMENTAL	-	2,809,653	-	-
WATERFOWL ACCOUNT	-	12,852	-	-
WHITE TAIL DEER ACCOUNT	-	4,670	-	-
OTHER MOTOR VEHICLE FEES	21,000,000	175,886	21,000,000	175,886
OTHER DRIVER LICENSE FEES	12,800,000	2,986,586	12,800,000	2,986,586
MOTORCYCLE SAFETY FUND	-	127,725	-	-
TOTAL DEPARTMENT OF PUBLIC SAFETY	997,200,000	1,011,786,668	988,000,000	575,728,187
DEPARTMENT OF WILDLIFE AND FISHERIES				
LICENSES & FEES:				
CONSERVATION	-	27,855,112	-	-
LA ALLIGATOR RESOURCE	-	798,236	-	-
LA DUCK STAMP FUND	-	717,838	-	-
LA FUR AND ALLIGATOR	-	71,760	-	-
LA HELP OUR WILDLIFE	-	11,136	-	-
LA WILD TURKEY	-	54,039	-	-
OYSTER DEVELOPMENT ACCOUNT	-	169,891	-	-
SEAFOOD PROMOTION	-	362,024	-	-
NATURAL HERITAGE	-	15,378	-	-
SALTWATER FISHERY	-	11,741	-	-
REPTILE AND AMPHIBIAN RESEARCH	-	10,009	-	-
ROCKEFELLER WILDLIFE REFUGE TRUST AND PROTECTION	-	3,031,000	-	-
RUSSELL SAGE OR MARSH ISLAND REFUGE FUND	-	841,000	-	-
RUSSELL SAGE SPECIAL FUND	-	37,000	-	-
SHRIMP MARKETING AND PROMOTION ACCOUNT	-	119,301	-	-
LIFETIME LICENSE	-	1,230,637	-	-
SCENIC RIVERS	-	1,735	-	-
ARTIFICIAL REEF DEVELOPMENT	-	1,366,241	-	-
WILDLIFE HABITAT	-	1,061,619	-	-
TOTAL WILDLIFE AND FISHERIES	-	37,765,697	-	-

(B10) BOND SECURITY AND REDEMPTION FUND PASS THROUGH	BUDGET FOR GENERAL FUND	GENERAL FUND	BUDGET FOR ALL OTHER FUNDS	ALL OTHER FUNDS	FUND NAME
-	-	-	-	-	
-	-	-	-	-	
38,489,986	-	-	9,200,000	9,027,000	STATE HIGHWAY FUND #2 TRANSPORTATION TRUST
-	-	-	-	-	
-	-	-	-	-	
219,065	-	-	-	-	ALARM REGULATORY FUND
281,982	-	-	-	-	
38,982	-	-	-	-	BLACK BEAR ACCOUNT
111,990	-	-	-	-	CASINO GAMING
59,459,128	-	-	-	-	
675	-	-	-	-	CHILDREN'S TRUST
31,945	-	-	-	-	
3,650	-	-	-	-	CONSERVATION PLATES
2,279,489	-	-	-	-	CRIMINAL IDENTIFICATION
483,912	-	-	-	-	DWI TESTING MAINTENANCE
5,218	-	-	-	-	EMERGENCY MEDICAL TECHNICIAN
55,955	-	-	-	-	EXPLOSIVES TRUST FUND
182,888	-	-	-	-	LA FIRE MARSHALL FUND
59,265	-	-	-	-	
324,522	-	-	-	-	CONCEALED HANDGUN PERMIT
15,350	-	-	-	-	HAZARDOUS MATERIAL EMERGENCY
768,979	-	-	-	-	
101,780	-	-	-	-	LOUISIANA ENVIRONMENTAL EDUCATION
418,449	-	-	-	-	LA TOWING AND STORAGE
3,068	-	-	-	-	LA WILD TURKEY STAMP
872,934	-	-	-	-	
379,800	-	-	-	-	MARKETING FUND
1,300	-	-	-	-	MEDICAID TRUST FUND FOR THE ELDERLY
403,197	-	-	-	-	ENVIRONMENTAL TRUST
6,216,205	-	-	-	-	OMV CUSTOMER SERVICE AND TECHNOLOGY
20,420,644	-	-	-	-	PARIMUTUEL LIVE RACING
5,924	-	-	-	-	QUAIL ACCOUNT
198,304	-	-	-	-	RIGHT TO KNOW FUND
55,956,386	-	-	-	-	RIVERBOAT GAMING
-	-	-	-	-	RIVERBOAT GAMING
65,545,511	-	-	-	-	
56,216	-	-	-	-	SEX OFFENDER REGISTRY
170,683,882	-	-	-	-	VIDEO DRAW POKER
2,809,653	-	-	-	-	VIDEO DRAW POKER SUPPLEMENTAL
12,852	-	-	-	-	WATERFOWL ACCOUNT
4,670	-	-	-	-	WORKFORCE DEVELOPMENT
-	-	-	-	-	
-	-	-	-	-	
127,725	-	-	-	-	MOTORCYCLE SAFETY & TRAINING
427,031,481	-	-	9,200,000	9,027,000	
27,855,112	-	-	-	-	CONSERVATION
798,236	-	-	-	-	LA. ALLIGATOR RESOURCE
717,838	-	-	-	-	LA DUCK STAMP
71,760	-	-	-	-	LA FUR AND ALLIGATOR
11,136	-	-	-	-	LA HELP OUR WILDLIFE
54,039	-	-	-	-	LA WILD TURKEY
169,891	-	-	-	-	OYSTER DEVELOPMENT ACCOUNT
362,024	-	-	-	-	SEAFOOD PROMOTION & MARKET
15,378	-	-	-	-	NATURAL HERITAGE
11,741	-	-	-	-	SALTWATER FISHERY
10,009	-	-	-	-	REPTILE AND AMPHIBIAN RESEARCH
-	-	-	-	3,031,000	ROCKEFELLER WILDLIFE REFUGE TRUST & PROTECTION
-	-	-	-	841,000	RUSSELL SAGE OR MARSH ISLAND REFUGE FUND
-	-	-	-	37,000	RUSSELL SAGE SPECIAL FUND
119,301	-	-	-	-	SHRIMP MARKETING AND PROMOTION
1,230,637	-	-	-	-	LIFETIME LICENSE ENDOWMENT
1,735	-	-	-	-	SCENIC RIVERS
684,241	-	-	-	682,000	ARTIFICIAL REEF DEVELOPMENT
1,053,619	-	-	-	8,000	WILDLIFE HABITAT
33,166,697	-	-	-	4,599,000	

STATE OF LOUISIANA
REVENUES BY SOURCE AND DISTRIBUTION
FISCAL YEAR 2002-03

	TOTAL REVENUE BUDGET	TOTAL REVENUES AND RECEIPTS	BUDGET BOND SECURITY AND REDEMPTION	(B15) BOND SECURITY AND REDEMPTION FUND
DEPARTMENT OF INSURANCE				
EXCISE LICENSE TAX	171,900,000	163,013,454	171,900,000	163,013,454
ADMINISTRATIVE FUND OF THE DEPT. OF INSURANCE	-	673,389	-	-
EXCESS REVENUE COLLECTION FUND	-	4,536,000	-	4,536,000
FIRE MARSHALL FUND	-	8,262,296	-	-
INSURANCE FRAUD INVESTIGATION	-	2,409,795	-	-
MUNICIPAL FIRE/CIVIL SERVICE	-	1,145,817	-	-
RETIREMENT SYSTEM INSURANCE PROCEEDS	35,000,000	33,547,000	-	-
TOTAL DEPARTMENT OF INSURANCE	206,900,000	213,587,751	171,900,000	167,549,454
DEPARTMENT OF ENVIRONMENTAL QUALITY				
ENVIRONMENTAL TRUST	4,000,000	46,738,179	4,000,000	-
HAZARDOUS WASTE SITE CLEANUP	-	2,064,429	-	-
KEEP LOUISIANA BEAUTIFUL FUND	-	112	-	-
LEAD HAZARD REDUCTION FUND	-	78,070	-	-
OYSTER SANITATION	-	181,056	-	-
UNDERGROUND MOTOR FUELS	-	22,671,977	-	-
WASTE TIRE MANAGEMENT	-	8,080,529	-	-
DEPARTMENT OF ENVIRONMENTAL QUALITY	4,000,000	79,814,352	4,000,000	-
OTHER AGENCIES/DEPARTMENTS				
MISC MAJOR STATE REVENUE:				
GOVERNOR'S OFFICE-RURAL DEVELOP. INTEREST	-	(210,759)	-	-
INDIAN AFFAIRS-ALLEN GAMING MITIGATION	-	2,639,509	-	-
LA. MANUFACTURED HOUSING COMMISSION	-	266,864	-	-
PATIENT'S COMPENSATION	-	115,076,994	-	-
LCLE-CRIME VICTIM'S REPARATION	-	1,226,694	-	-
LCLE-DRUG ABUSE EDUCATION	-	183,611	-	-
ATTORNEY GENERAL-MEDICAL ASSISTANCE FRAUD	-	185,929	-	-
PUBLIC SERVICE COMM-UTILITY CARRIER	-	2,653,209	-	-
PUBLIC SERVICE COMM-MOTOR CARRIER	-	5,599,247	-	-
AGRICULTURE-FERTILIZER COMMISSION	-	624,000	-	-
AGRICULTURE-FOREST PROTECTION	-	810,613	-	-
AGRICULTURE-MISCELLANEOUS	-	977	-	977
AGRICULTURE-PESTICIDE FUND	-	3,672,913	-	-
AGRICULTURE-FEED COMMISSION	-	649,609	-	-
AGRICULTURE-STRUCTURAL PEST CONTROL	-	689,468	-	-
AGRICULTURE-AG COMMODITIES SELF-INS.	-	49,402	-	-
AGRICULTURE-BOLL WEEVIL	-	12,407,956	-	-
AGRICULTURE-LA ALLIGATOR MARKET DEVELOPMENT	-	103,199	-	-
AGRICULTURE-FORMOSAN TERMITE INITIATIVE	-	6,325	-	-
ECONOMIC DEVELOPMENT-SMALL BUSINESS	-	274,903	-	-
ECONOMIC DEVELOPMENT-LEDC	-	9,340,731	-	-
CRT-PARKS IMPROVEMENT	-	4,347,752	-	-
DOTD-RIGHT OF WAY	-	285,642	-	-
DOTD-48 HOUR PERMITS	-	260,225	-	260,225
CORRECTIONS-YOUTHFUL OFFENDER MANAGEMENT	-	190,496	-	-
CORRECTIONS-SEX OFFENDER REGISTRY FUND	-	103,053	-	-
DHH-PROVIDER FEES	98,500,000	96,978,797	98,500,000	-
DHH-NURSING HOME RESIDENTS	-	277,579	-	-
DHH-MEDICAL ASSISTANCE PROGRAMS FRAUD DETECTION	-	37,685	-	-
DHH-MEDICAID TRUST FUND FOR THE ELDERLY	-	177,411,045	-	-
DSS-BLIND TRUST FUND	-	367,410	-	-
DHH AND DSS-CHILDRENS TRUST	-	867,748	-	-
DSS-FRAUD DETECTION	-	684,624	-	-
DSS-TRAUMATIC HEAD AND SPINAL CORD	-	1,443,003	-	-
LA TAX COMMISSION-EXPENSE FUND	-	505,251	-	-
EDUCATION-PROPRIETARY SCHOOL PROTECT.	-	24,000	-	-
EDUCATION-LA OPPORTUNITY LOAN FUND	-	20,574	-	-
LA WORKMEN'S COMPENSATION 2ND INJURY	-	34,563,839	-	-
EMPLOYMENT-WORKER'S COMP-DIRECTOR	-	52,839	-	-
EMPLOYMENT-WORKFORCE DEVELOPMENT TRAINING ACCOUNT	-	51,315,000	-	-
EMPLOYMENT-WORKERS' COMP ADMIN	-	9,731,110	-	-
EMPLOYMENT-EMPLOYMENT SECURITY ADMIN	-	722,000	-	-
EMPLOYMENT-LABOR PENALTY AND INTEREST ACCOUNT	-	6,079,000	-	-
JUDICIARY-JUDGES SUPPLEMENTAL COMPENSATION	-	3,869,650	-	-
JUDICIARY-TRAIL COURT CASE MANAGEMENT	-	1,261,863	-	-
TOTAL OTHER AGENCIES/DEPARTMENTS	98,500,000	547,651,579	98,500,000	261,202

(B10) BOND SECURITY AND REDEMPTION FUND PASS THROUGH	BUDGET FOR GENERAL FUND	GENERAL FUND	BUDGET FOR ALL OTHER FUNDS	ALL OTHER FUNDS	FUND NAME
-	-	-	-	-	FIRE INSURANCE
673,389	-	-	-	-	ADMINISTRATIVE FUND OF THE DEPT OF INS
-	-	-	-	-	
8,262,296	-	-	-	-	LA. FIRE MARSHALL
2,409,795	-	-	-	-	INSURANCE FRAUD INVESTIGATION
1,145,817	-	-	-	-	MUNICIPAL FIRE/CIVIL SERVICE
-	-	-	35,000,000	33,547,000	RETIREMENT SYSTEM INSURANCE
<u>12,491,297</u>	<u>-</u>	<u>-</u>	<u>35,000,000</u>	<u>33,547,000</u>	
46,636,179	-	-	-	102,000	ENVIRONMENTAL TRUST
2,064,429	-	-	-	-	HAZARDOUS WASTE SITE CLEANUP
112	-	-	-	-	KEEP LOUISIANA BEAUTIFUL FUND
78,070	-	-	-	-	LEAD HAZARD REDUCTION FUND
181,056	-	-	-	-	OYSTER SANITATION
22,566,977	-	-	-	105,000	UNDERGROUND MOTOR FUELS
8,080,529	-	-	-	-	WASTE TIRE MANAGEMENT
<u>79,607,352</u>	<u>-</u>	<u>-</u>	<u>-</u>	<u>207,000</u>	
(210,759)	-	-	-	-	RURAL DEVELOPMENT
2,639,509	-	-	-	-	ALLEN GAMING MITIGATION
266,864	-	-	-	-	ST. MARY GAMING MITIGATION
113,436,994	-	-	-	1,640,000	PATIENT'S COMPENSATION
1,226,694	-	-	-	-	CRIME VICTIM'S REPARATION
183,611	-	-	-	-	DRUG ABUSE EDUCATION
185,929	-	-	-	-	CLAIMS RECOVERY
2,653,209	-	-	-	-	UTILITY CARRIER
5,599,247	-	-	-	-	MOTOR CARRIER
-	-	-	-	624,000	FERTILIZER COMMISSION
810,613	-	-	-	-	FOREST PROTECTION
-	-	-	-	-	
3,351,913	-	-	-	321,000	PESTICIDE FUND
120,609	-	-	-	529,000	FEED COMMISSION
689,468	-	-	-	-	STRUCTURAL PEST CONTROL
49,402	-	-	-	-	AGRICULTURE COMMODITIES
12,407,956	-	-	-	-	BOLL WEEVIL ERADICATION
103,199	-	-	-	-	LA ALLIGATOR MARKET DEVELOPMENT
6,325	-	-	-	-	FORMOSAN TERMITE INITIATIVE
274,903	-	-	-	-	SMALL BUSINESS
9,340,731	-	-	-	-	MARKETING FUND
4,347,752	-	-	-	-	PARKS IMPROVEMENT
285,642	-	-	-	-	RIGHT OF WAY PERMITS
-	-	-	-	-	DOTD 48 HOUR PERMITS
190,496	-	-	-	-	YOUTHFUL OFFENDER MANAGEMENT
103,053	-	-	-	-	SEX OFFENDER REGISTRY
96,495,797	-	-	-	483,000	LA MEDICAL ASSISTANCE TRUST
277,579	-	-	-	-	NURSING HOME RESIDENTS
37,685	-	-	-	-	MEDICAL ASSISTANCE PROGRAMS FRAUD DETECTION
177,411,045	-	-	-	-	MEDICAID TRUST FUND FOR THE ELDERLY
367,410	-	-	-	-	BLIND TRUST FUND
860,748	-	-	-	7,000	CHILDREN'S TRUST FUND
684,624	-	-	-	-	FRAUD DETECTION
1,443,003	-	-	-	-	TRAUMATIC HEAD AND SPINAL CORD
505,251	-	-	-	-	TAX COMMISSION EXPENSE
24,000	-	-	-	-	PROPRIETARY SCHOOL PROTECTION
20,574	-	-	-	-	LA OPPORTUNITY LOAN FUND
34,563,839	-	-	-	-	LA WORKMEN'S COMPENSATION 2ND
52,839	-	-	-	-	DIRECTOR OF WORKERS COMP
-	-	-	-	51,315,000	LABOR WORKFORCE DEVELOPMENT TRAINING ACCT
9,731,110	-	-	-	-	WORKER'S COMPENSATION ADMIN
-	-	-	-	722,000	EMPLOYMENT SECURITY ADMINISTRATIVE
-	-	-	-	6,079,000	LABOR PENALTY AND INTEREST ACCOUNT
3,869,650	-	-	-	-	JUDGES SUPPLEMENTAL COMPENSATION
1,261,863	-	-	-	-	TRIAL COURT CASE MANAGEMENT
<u>485,670,377</u>	<u>-</u>	<u>-</u>	<u>-</u>	<u>61,720,000</u>	

STATE OF LOUISIANA
REVENUES BY SOURCE AND DISTRIBUTION
FISCAL YEAR 2002-03

	TOTAL REVENUE BUDGET	TOTAL REVENUES AND RECEIPTS	BUDGET BOND SECURITY AND REDEMPTION	(B15) BOND SECURITY AND REDEMPTION FUND
TOTAL MAJOR STATE REVENUE	7,873,810,696	9,062,429,223	7,729,710,696	6,251,420,398
SELF-GENERATED-RETAINED FOR OPERATIONS	1,435,959,000	1,312,522,589	1,435,959,000	1,245,723,514
FEDERAL GRANTS	6,049,603,559	6,315,565,373	-	-
SUBTOTAL	15,359,373,255	16,690,517,185	9,165,669,696	7,497,143,912
PERMANENT TRUST FUNDS	-	133,167,000	-	-
TOTAL PRIMARY GOVERNMENT	15,359,373,255	16,823,684,185	9,165,669,696	7,497,143,912
PENSION AND INVESTMENT TRUST FUNDS	-	1,751,073,000	-	-
INTERNAL SERVICE FUNDS	-	64,624,000	-	-
ENTERPRISE FUNDS	-	726,205,000	-	-
PRIVATE PURPOSE TRUST FUNDS	-	16,519,000	-	-
TOTAL PROPRIETARY AND SIMILAR TRUST	-	2,558,421,000	-	-
GAAP GRAND TOTAL	\$ 15,359,373,255	\$ 19,382,105,185	\$ 9,165,669,696	\$ 7,497,143,912
COMPONENT UNITS	\$ -	\$ 3,138,746,000	\$ -	\$ -

(B10) BOND SECURITY AND REDEMPTION FUND PASS THROUGH	BUDGET FOR GENERAL FUND	GENERAL FUND	BUDGET FOR ALL OTHER FUNDS	ALL OTHER FUNDS	FUND NAME
2,038,477,825	-	-	144,100,000	772,531,000	
-	-	66,799,075	-	-	
-	6,049,603,559	6,266,778,373	-	48,787,000	CAPITAL OUTLAY
2,038,477,825	6,049,603,559	6,333,577,448	144,100,000	821,318,000	
-	-	-	-	25,659,000	EDUCATION EXCELLENCE
-	-	-	-	3,000	FULLER-EDWARDS ARBORETUM TRUST FUND
-	-	-	-	15,133,000	HEALTH EXCELLENCE
-	-	-	-	1,262,000	W.R. IRBY BEQUEST FUND
-	-	-	-	62,674,000	MEDICAID TRUST FUND FOR THE ELDERLY
-	-	-	-	15,132,000	TOPS FUND
-	-	-	-	13,304,000	LA EDUCATION QUALITY TRUST FUND
2,038,477,825	6,049,603,559	6,333,577,448	144,100,000	954,485,000	
-	-	-	-	1,751,073,000	
-	-	-	-	64,624,000	
-	-	-	-	726,205,000	
-	-	-	-	16,519,000	
-	-	-	-	2,558,421,000	
\$ 2,038,477,825	\$ 6,049,603,559	\$ 6,333,577,448	\$ 144,100,000	\$ 3,512,906,000	
\$ -	\$ -	\$ -	\$ -	\$ -	

STATE OF LOUISIANA
 ACTUAL RECEIPTS & BUDGET COMPARISON
 MAJOR STATE REVENUE EXCLUDING AGENCY IN A
 BOND SECURITY AND GENERAL FUND
 FISCAL YEAR 2002-03

SCHEDULE NUMBER	BUDGET UNIT NAME	ACTUAL RECEIPTS MAJOR STATE	RECEIVABLES MAJOR STATE	TOTAL MAJOR STATE	FINAL BUDGET MAJOR STATE	VARIANCE (UNFAVORABLE)
01-100	OFFICE OF THE GOVERNOR EXECUTIVE OFFICE	\$ (35,568)	\$ (175,191)	\$ (210,759)	\$ -	(210,759)
01-101	OFFICE OF INDIAN AFFAIRS	1,873,444	766,065	2,639,509	-	2,639,509
01-105	LA MANUFACTURED HOUSING COMM	266,864	-	266,864	-	266,864
01-108	PATIENT'S COMPENSATION	110,446,364	2,990,630	113,436,994	-	113,436,994
01-129	LA COMMISSION ON LAW ENFORCEMENT	1,348,981	61,324	1,410,305	-	1,410,305
	SUBTOTAL 01	113,900,085	3,642,828	117,542,913	-	117,542,913
	REVENUE BY TYPE					
	INTERGOVERNMENTAL RECEIPTS	1,276,177	116,106	1,392,283	-	1,392,283
	TAXES	-	-	-	-	-
	GAMING REVENUE	-	-	-	-	-
	USE OF MONEY AND PROPERTY	230,460	(230,460)	-	-	-
	LICENSES, PERMITS AND FEES	266,864	-	266,864	-	266,864
	SALES OF COMMODITIES AND SERVICES	113,063,877	2,990,630	116,054,507	-	116,054,507
	OTHER RECEIPTS	(937,293)	766,552	(170,741)	-	(170,741)
	TOTAL REVENUE TYPE	113,900,085	3,642,828	117,542,913	-	117,542,913
	JUDICIARY	-	-	-	-	-
	VARIOUS	5,131,513	-	5,131,513	-	5,131,513
	SUBTOTAL 03	5,131,513	-	5,131,513	-	5,131,513
	REVENUE BY TYPE					
	INTERGOVERNMENTAL RECEIPTS	-	-	-	-	-
	TAXES	-	-	-	-	-
	GAMING REVENUE	-	-	-	-	-
	USE OF MONEY AND PROPERTY	-	-	-	-	-
	LICENSES, PERMITS AND FEES	5,131,513	-	5,131,513	-	5,131,513
	SALES OF COMMODITIES AND SERVICES	-	-	-	-	-
	OTHER RECEIPTS	-	-	-	-	-
	TOTAL REVENUE TYPE	5,131,513	-	5,131,513	-	5,131,513
04-141	ELECTED OFFICIALS ATTORNEY GENERAL	185,929	-	185,929	-	185,929
04-158	PUBLIC SERVICE COMMISSION	8,218,416	34,040	8,252,456	-	8,252,456
04-160	DEPT OF AGRICULTURE	17,082,519	457,943	17,540,462	-	17,540,462
04-165	COMMISSIONER OF INSURANCE	148,742,153	31,298,598	180,040,751	171,900,000	8,140,751
04-148	OFFICE OF STATE TREASURER	-	-	-	-	-
	EDUCATION EXCELLENCE	35,920,580	-	35,920,580	2,000,000	33,920,580
	LOUISIANA FUND	10,286,528	-	10,286,528	15,600,000	(5,313,472)
	HEALTH EXCELLENCE	29,494,630	-	29,494,630	14,100,000	15,394,630
	TOPS	29,494,631	-	29,494,631	-	29,494,631
	SUPPORT FUND	50,463,395	3,930,423	54,393,818	45,600,000	8,793,818
	PERMANENT TRUST FUND	15,651,576	1,375,208	17,026,784	-	17,026,784
	UNCLAIMED PROPERTY	5,442,648	13,118	5,455,766	14,000,000	(8,544,234)
	B10 INTEREST EARNED	50,273,367	-	50,273,367	111,700,000	(61,426,633)
	CAPITAL OUTLAY TIMED RESERVE	57,404,151	6,133,700	63,537,851	-	63,537,851
	MINERAL REVENUE AUDIT	67,343,143	-	67,343,143	84,400,000	(17,056,857)
	B15 INTEREST EARNED	49,307,535	1,229,781	50,537,316	55,000,000	(4,462,684)
	BSRF-OTHER RECEIPTS	59,385,620	188,165	59,573,785	17,400,000	42,173,785
	TOTAL 04-148	460,467,804	12,870,395	473,338,199	359,800,000	113,538,199
	SUBTOTAL 04	634,696,821	44,660,976	679,357,797	531,700,000	147,657,797
	REVENUE BY TYPE					
	INTERGOVERNMENTAL RECEIPTS	973,208	-	973,208	-	973,208
	TAXES	231,897,006	36,768,191	268,665,197	171,900,000	96,765,197
	GAMING REVENUE	-	-	-	111,700,000	(111,700,000)
	TOBACCO SETTLEMENT	66,233,705	-	66,233,705	31,700,000	34,533,705
	USE OF MONEY AND PROPERTY	252,298,264	8,639,568	260,937,832	185,000,000	75,937,832
	LICENSES, PERMITS AND FEES	22,290,761	(1,115,224)	21,175,537	-	21,175,537
	SALES OF COMMODITIES AND SERVICES	6,438	(18,228)	(11,790)	-	(11,790)
	OTHER RECEIPTS	60,997,439	386,669	61,384,108	31,400,000	29,984,108
	TOTAL REVENUE TYPE	634,696,821	44,660,976	679,357,797	531,700,000	147,657,797
05-251	ECONOMIC DEVELOPMENT OFFICE OF THE SECRETARY	-	-	-	-	-
05-252	OFFICE OF BUSINESS DEVELOPMENT	9,588,645	26,989	9,615,634	-	9,615,634

STATE OF LOUISIANA
 ACTUAL RECEIPTS & BUDGET COMPARISON
 MAJOR STATE REVENUE EXCLUDING AGENCY IN A
 BOND SECURITY AND GENERAL FUND
 FISCAL YEAR 2002-03

SCHEDULE NUMBER	BUDGET UNIT NAME	ACTUAL RECEIPTS MAJOR STATE	RECEIVABLES MAJOR STATE	TOTAL MAJOR STATE	FINAL BUDGET MAJOR STATE	VARIANCE (UNFAVORABLE)
	SUBTOTAL 05	9,588,645	26,989	9,615,634	-	9,615,634
	REVENUE BY TYPE					
	INTERGOVERNMENTAL RECEIPTS	-	-	-	-	-
	TAXES	-	-	-	-	-
	GAMING REVENUE	-	-	-	-	-
	USE OF MONEY AND PROPERTY	941,154	1,989	943,143	-	943,143
	LICENSES, PERMITS AND FEES	109,581	-	109,581	-	109,581
	SALES OF COMMODITIES AND SERVICES	-	-	-	-	-
	OTHER RECEIPTS	8,537,910	25,000	8,562,910	-	8,562,910
	TOTAL REVENUE TYPE	9,588,645	26,989	9,615,634	-	9,615,634
06-264	CULTURE, RECREATION, AND TOURISM OFFICE OF STATE PARKS	4,245,768	101,984	4,347,752	-	4,347,752
	SUBTOTAL 06	4,245,768	101,984	4,347,752	-	4,347,752
	REVENUE BY TYPE					
	INTERGOVERNMENTAL RECEIPTS	-	-	-	-	-
	TAXES	(266,573)	(43,309)	(309,882)	-	(309,882)
	GAMING REVENUE	-	-	-	-	-
	USE OF MONEY AND PROPERTY	14,497	(5,569)	8,928	-	8,928
	LICENSES, PERMITS AND FEES	4,382,123	150,862	4,532,985	-	4,532,985
	SALES OF COMMODITIES AND SERVICES	-	-	-	-	-
	OTHER RECEIPTS	115,721	-	115,721	-	115,721
	TOTAL REVENUE TYPE	4,245,768	101,984	4,347,752	-	4,347,752
07-276	TRANSPORTATION AND DEVELOPMENT OFFICE OF ENGINEERING	532,162	13,705	545,867	-	545,867
	SUBTOTAL 07	532,162	13,705	545,867	-	545,867
	REVENUE BY TYPE					
	INTERGOVERNMENTAL RECEIPTS	-	-	-	-	-
	TAXES	-	-	-	-	-
	GAMING REVENUE	-	-	-	-	-
	USE OF MONEY AND PROPERTY	-	-	-	-	-
	LICENSES, PERMITS AND FEES	251,375	8,850	260,225	-	260,225
	SALES OF COMMODITIES AND SERVICES	-	-	-	-	-
	OTHER RECEIPTS	280,787	4,855	285,642	-	285,642
	TOTAL REVENUE TYPE	532,162	13,705	545,867	-	545,867
08-419	DEPARTMENT OF PUBLIC SAFETY OFFICE OF STATE POLICE	24,003,160	1,572,195	25,575,355	21,000,000	4,575,355
	RIVERBOAT GAMING AND FRANCHISE	336,460,662	4,240,472	340,701,134	341,400,000	(698,866)
	VIDEO DRAW POKER & PURSE SUPPLEMENT	165,047,888	8,445,647	173,493,535	170,000,000	3,493,535
	SUBTOTAL 08-419	525,511,710	14,258,314	539,770,024	532,400,000	7,370,024
08-420	OFFICE OF MOTOR VEHICLES	8,237,224	152,378	8,389,602	12,800,000	(4,410,398)
	STATE SALES TAX	261,308,998	21,029,440	282,338,438	288,900,000	(6,561,562)
	LICENSE PLATE FEES	36,869,778	1,790,951	38,660,729	39,000,000	(339,271)
	CERTIFICATE OF TITLE	23,137,781	435,577	23,573,358	23,600,000	(26,642)
	TRANSPORTATION TRUST FUND	36,292,094	875,378	37,167,472	31,800,000	5,367,472
	DRIVER LICENSE	8,635,731	156,572	8,792,303	-	8,792,303
	OTHER DRIVER LICENSE	174,776	1,110	175,886	-	175,886
	OTHER MOTOR VEHICLE FEES	2,963,829	22,757	2,986,586	-	2,986,586
	SUBTOTAL 08-420	377,620,211	24,464,163	402,084,374	396,100,000	5,984,374
08-422	STATE FIRE MARSHALL	457,968	3,250	461,218	-	461,218
08-423	LA GAMING CONTROL BOARD	59,653,249	(82,131)	59,571,118	59,500,000	71,118
08-424	LIQUEFIED PETROLEUM GAS COMM	870,421	2,513	872,934	-	872,934
	SUBTOTAL 08 PUBLIC SAFETY	964,113,559	38,646,109	1,002,759,668	988,000,000	14,759,668
	REVENUE BY TYPE					
	INTERGOVERNMENTAL RECEIPTS	-	-	-	-	-
	TAXES	262,380,056	21,107,161	283,487,217	288,900,000	(5,412,783)
	GAMING REVENUE	547,305,556	30,846,482	578,152,038	591,900,000	(13,747,962)
	USE OF MONEY AND PROPERTY	-	-	-	-	-
	LICENSES, PERMITS AND FEES	122,327,427	5,305,213	127,632,640	107,200,000	20,432,640
	SALES OF COMMODITIES AND SERVICES	2,231,454	39,068	2,270,522	-	2,270,522

STATE OF LOUISIANA
ACTUAL RECEIPTS & BUDGET COMPARISON
MAJOR STATE REVENUE EXCLUDING AGENCY INA
BOND SECURITY AND GENERAL FUND
FISCAL YEAR 2002-03

SCHEDULE NUMBER	BUDGET UNIT NAME	ACTUAL RECEIPTS MAJOR STATE	RECEIVABLES MAJOR STATE	TOTAL MAJOR STATE	FINAL BUDGET MAJOR STATE	VARIANCE (UNFAVORABLE)
	OTHER RECEIPTS	29,869,066	(18,651,815)	11,217,251	-	11,217,251
	TOTAL REVENUE TYPE	964,113,559	38,646,109	1,002,759,668	988,000,000	14,759,668
08-403	DEPARTMENT OF CORRECTIONS					
	OFFICE OF YOUTH DEVELOPMENT	190,496	2,086	192,582	-	192,582
08-415	ADULT PROBATION AND PAROLE	97,593	3,374	100,967	-	100,967
	SUBTOTAL 08 CORRECTIONS	288,089	5,460	293,549	-	293,549
	SUBTOTAL 08	964,401,648	38,651,569	1,003,053,217	988,000,000	15,053,217
	REVENUE BY TYPE					
	INTERGOVERNMENTAL RECEIPTS	-	-	-	-	-
	TAXES	-	-	-	-	-
	GAMING REVENUE	-	-	-	-	-
	USE OF MONEY AND PROPERTY	-	-	-	-	-
	LICENSES, PERMITS AND FEES	-	-	-	-	-
	SALES OF COMMODITIES AND SERVICES	-	-	-	-	-
	OTHER RECEIPTS	288,089	5,460	293,549	-	293,549
	TOTAL REVENUE TYPE	288,089	5,460	293,549	-	293,549
09-306	HEALTH AND HUMAN RESOURCES					
	MEDICAL VENDOR PAYMENTS	265,681,934	8,540,172	274,222,106	98,500,000	175,722,106
09-326	OFFICE OF PUBLIC HEALTH	696,188	64,560	760,748	-	760,748
	SUBTOTAL 09	266,378,122	8,604,732	274,982,854	98,500,000	176,482,854
	REVENUE BY TYPE					
	INTERGOVERNMENTAL RECEIPTS	-	-	-	-	-
	TAXES	-	-	-	-	-
	GAMING REVENUE	-	-	-	-	-
	USE OF MONEY AND PROPERTY	14,524	(14,524)	-	-	-
	LICENSES, PERMITS AND FEES	696,188	64,560	760,748	-	760,748
	SALES OF COMMODITIES AND SERVICES	-	-	-	-	-
	OTHER RECEIPTS	265,667,410	8,554,696	274,222,106	98,500,000	175,722,106
	TOTAL REVENUE TYPE	266,378,122	8,604,732	274,982,854	98,500,000	176,482,854
	DEPARTMENT OF SOCIAL SERVICES					
10-355	OFFICE OF FAMILY SUPPORT	457,805	226,819	684,624	-	684,624
10-357	OFFICE OF THE SECRETARY	100,000	-	100,000	-	100,000
10-374	REHABILITATION SERVICES	1,810,161	252	1,810,413	-	1,810,413
	SUBTOTAL 10	2,367,966	227,071	2,595,037	-	2,595,037
	REVENUE BY TYPE					
	INTERGOVERNMENTAL RECEIPTS	-	-	-	-	-
	TAXES	-	-	-	-	-
	GAMING REVENUE	-	-	-	-	-
	USE OF MONEY AND PROPERTY	87,823	(87,823)	-	-	-
	LICENSES, PERMITS AND FEES	-	-	-	-	-
	SALES OF COMMODITIES AND SERVICES	-	-	-	-	-
	OTHER RECEIPTS	2,280,143	314,894	2,595,037	-	2,595,037
	TOTAL REVENUE TYPE	2,367,966	227,071	2,595,037	-	2,595,037
	NATURAL RESOURCES					
11-431	OFFICE OF THE SECRETARY	2,081,880	(39,344)	2,042,536	-	2,042,536
11-432	OFFICE OF CONSERVATION	4,517,443	2,327,084	6,844,527	25,000,000	(18,155,473)
11-435	COASTAL RESTORATION	732,899	21,771	754,670	-	754,670
11-434	OFFICE OF MINERAL RESOURCES	-	-	-	-	-
	BONUSES-BSRF	19,158,537	3,639,524	22,798,061	24,000,000	(1,201,939)
	ROYALTIES-BSRF	207,030,323	113,419,553	320,449,876	283,800,000	36,649,876
	RENTALS-BSRF	13,427,780	2,050,840	15,478,620	15,000,000	478,620
	OTHER RECEIPTS-BSRF	17,916,864	598,678	18,515,542	-	18,515,542
	CONSERVATION	5,800,291	3,305,555	9,105,846	-	9,105,846
	SUBTOTAL 11-434	263,333,795	123,014,150	386,347,945	322,800,000	63,547,945
	SUBTOTAL 11	270,666,017	125,323,661	395,989,678	347,800,000	48,189,678
	REVENUE BY TYPE					
	INTERGOVERNMENTAL RECEIPTS	-	-	-	-	-
	TAXES	-	-	-	-	-

STATE OF LOUISIANA
 ACTUAL RECEIPTS & BUDGET COMPARISON
 MAJOR STATE REVENUE EXCLUDING AGENCY IN A
 BOND SECURITY AND GENERAL FUND
 FISCAL YEAR 2002-03

SCHEDULE NUMBER	BUDGET UNIT NAME	ACTUAL RECEIPTS MAJOR STATE	RECEIVABLES MAJOR STATE	TOTAL MAJOR STATE	FINAL BUDGET MAJOR STATE	VARIANCE (UNFAVORABLE)
	GAMING REVENUE	-	-	-	-	-
	USE OF MONEY AND PROPERTY	223,075,546	84,510,053	307,585,599	347,800,000	(40,214,401)
	LICENSES, PERMITS AND FEES	5,587,531	2,428,777	8,016,308	-	8,016,308
	SALES OF COMMODITIES AND SERVICES	21,304	18,767	40,071	-	40,071
	OTHER RECEIPTS	41,981,636	38,366,064	80,347,700	-	80,347,700
	TOTAL REVENUE TYPE	<u>270,666,017</u>	<u>125,323,661</u>	<u>395,989,678</u>	<u>347,800,000</u>	<u>48,189,678</u>
12-440	REVENUE AND TAXATION					
	ALCOHOLIC BEVERAGE TAX	14,831,038	1,452,691	16,283,729	16,300,000	(16,271)
	BEER TAX	33,875,402	2,555,542	36,430,944	38,500,000	(2,069,056)
	CORPORATION FRANCHISE TAX	169,618,479	17,828,838	187,447,317	156,800,000	30,647,317
	ELECTRIC CO-OP FEES	27,792	19,815	47,607	-	47,607
	AUTOMOBILE RETAIL TAX	3,803,393	373,382	4,176,775	4,200,000	(23,225)
	AVIATION FUEL	6,300,000	-	6,300,000	6,300,000	-
	GASOLINE AND SPECIAL FUELS-TIMED	-	-	-	109,720,000	(109,720,000)
	GASOLINE AND SPECIAL FUELS-TTF	357,751,126	88,954,845	446,705,971	438,880,000	7,825,971
	CORPORATION INCOME TAX	217,378,863	(18,663,045)	198,715,818	211,100,000	(12,384,182)
	FIDUCIARY INCOME TAX	4,655,883	(181,191)	4,474,692	1,800,000	2,674,692
	INDIVIDUAL INCOME TAX	1,662,946,754	139,683,442	1,802,630,196	1,911,000,000	(108,369,804)
	INHERITANCE TAX	48,508,755	5,012,943	53,521,698	50,700,000	2,821,698
	GIFT TAX	5,392,673	178,557	5,571,230	4,800,000	771,230
	NATURAL GAS FRANCHISE	13,846,458	1,408,374	15,254,832	13,700,000	1,554,832
	PARISH AND MUNICIPALITIES	23,950,929	5,635,871	29,586,800	-	29,586,800
	UTILITIES TAX	76,800	(995,315)	(918,515)	2,400,000	(3,318,515)
	HAZARDOUS WASTE TAX	3,236,829	1,242,292	4,479,121	-	4,479,121
	SALES TAX	2,043,625,470	171,751,069	2,215,376,539	2,230,100,000	(14,723,461)
	SEVERANCE TAX	390,584,252	34,921,433	425,505,685	351,300,000	74,205,685
	TOBACCO TAX HEALTH CARE	23,378,169	-	23,378,169	26,600,000	(3,221,831)
	NON-RESIDENT CONTRACTORS	11,640	1,100	12,740	-	12,740
	UTILITY CARRIER SUPERVISION & INSPECTION	3,139,139	1,173,182	4,312,321	3,700,000	612,321
	TOBACCO TAX	77,298,598	4,772,254	82,070,852	130,000,000	(47,929,148)
	TOBACCO PERMITS	8,760	100	8,860	-	8,860
	HOTEL/MOTEL TAX	948,541	95,585	1,044,126	-	1,044,126
	P & M BEER	119,999	23,548	143,547	-	143,547
	TELEPHONE COMPANY PROPERTY	23,210,118	4,539,414	27,749,532	-	27,749,532
	OIL SPILL CONTINGENCY	7,627,946	131,018	7,758,964	-	7,758,964
	OILFIELD SITE RESTORATION	3,115,044	-	3,115,044	-	3,115,044
	MISCELLANEOUS	13,292,444	9,675,580	22,968,024	4,000,000	18,968,024
	SUBTOTAL 12-440	<u>5,152,561,294</u>	<u>471,591,324</u>	<u>5,624,152,618</u>	<u>5,711,900,000</u>	<u>(87,747,382)</u>
12-441	LOUISIANA TAX COMMISSION	498,254	6,997	505,251	-	505,251
	SUBTOTAL 12	<u>5,153,059,548</u>	<u>471,598,321</u>	<u>5,624,657,869</u>	<u>5,711,900,000</u>	<u>(87,242,131)</u>
	REVENUE BY TYPE					
	INTERGOVERNMENTAL RECEIPTS	-	-	-	-	-
	TAXES	5,139,714,960	471,038,182	5,610,753,142	5,708,200,000	(97,446,858)
	GAMING REVENUE	-	-	-	-	-
	USE OF MONEY AND PROPERTY	-	-	-	-	-
	LICENSES, PERMITS AND FEES	4,422,504	422,124	4,844,628	3,700,000	1,144,628
	SALES OF COMMODITIES AND SERVICES	-	-	-	-	-
	OTHER RECEIPTS	8,922,084	138,015	9,060,099	-	9,060,099
	TOTAL REVENUE TYPE	<u>5,153,059,548</u>	<u>471,598,321</u>	<u>5,624,657,869</u>	<u>5,711,900,000</u>	<u>(87,242,131)</u>
13-851	DEPT. OF ENVIRONMENTAL QUALITY					
	OFFICE OF ENVIRONMENTAL COMPLIANCE	-	-	-	-	-
13-852	OFFICE OF ENVIRONMENTAL SERVICES	80,282	(2,100)	78,182	-	78,182
13-853	OFFICE OF ENVIRONMENTAL ASSESSMENT	2,124,582	(60,153)	2,064,429	-	2,064,429
13-855	MANAGEMENT AND FINANCE	75,171,395	2,293,346	77,464,741	4,000,000	73,464,741
	SUBTOTAL 13	<u>77,376,259</u>	<u>2,231,093</u>	<u>79,607,352</u>	<u>4,000,000</u>	<u>75,607,352</u>
	REVENUE BY TYPE					
	INTERGOVERNMENTAL RECEIPTS	2,073,377	106,998	2,180,375	4,000,000	(1,819,625)
	TAXES	-	-	-	-	-
	GAMING REVENUE	-	-	-	-	-
	USE OF MONEY AND PROPERTY	823,183	(823,183)	-	-	-
	LICENSES, PERMITS AND FEES	74,168,917	2,889,159	77,058,076	-	77,058,076
	SALES OF COMMODITIES AND SERVICES	-	-	-	-	-
	OTHER RECEIPTS	310,782	58,119	368,901	-	368,901
	TOTAL REVENUE TYPE	<u>77,376,259</u>	<u>2,231,093</u>	<u>79,607,352</u>	<u>4,000,000</u>	<u>75,607,352</u>

STATE OF LOUISIANA
ACTUAL RECEIPTS & BUDGET COMPARISON
MAJOR STATE REVENUE EXCLUDING AGENCY INA
BOND SECURITY AND GENERAL FUND
FISCAL YEAR 2002-03

SCHEDULE NUMBER	BUDGET UNIT NAME	ACTUAL RECEIPTS MAJOR STATE	RECEIVABLES MAJOR STATE	TOTAL MAJOR STATE	FINAL BUDGET MAJOR STATE	VARIANCE (UNFAVORABLE)
14-475	DEPARTMENT OF EMPLOYMENT & TRAINING OFFICE OF WORKERS' COMPENSATION	44,330,239	17,549	44,347,788	-	44,347,788
	SUBTOTAL 14	<u>44,330,239</u>	<u>17,549</u>	<u>44,347,788</u>	-	<u>44,347,788</u>
	REVENUE BY TYPE					
	INTERGOVERNMENTAL RECEIPTS	-	-	-	-	-
	TAXES	-	-	-	-	-
	GAMING REVENUE	-	-	-	-	-
	USE OF MONEY AND PROPERTY	-	-	-	-	-
	LICENSES, PERMITS AND FEES	34,528,660	3,876	34,532,536	-	34,532,536
	SALES OF COMMODITIES AND SERVICES	-	-	-	-	-
	OTHER RECEIPTS	<u>9,801,579</u>	<u>13,673</u>	<u>9,815,252</u>	-	<u>9,815,252</u>
	TOTAL REVENUE TYPE	<u>44,330,239</u>	<u>17,549</u>	<u>44,347,788</u>	-	<u>44,347,788</u>
16-512	DEPARTMENT OF WILDLIFE AND FISHERIES OFFICE OF THE SECRETARY CONSERVATION	1,883,724 <u>27,745,407</u>	21,006 <u>109,705</u>	1,904,730 <u>27,855,112</u>	- -	1,904,730 <u>27,855,112</u>
	SUBTOTAL 16-512	<u>29,629,131</u>	<u>130,711</u>	<u>29,759,842</u>	-	<u>29,759,842</u>
16-513	OFFICE OF WILDLIFE	2,756,989	(34,375)	2,722,614	-	2,722,614
16-514	OFFICE OF FISHERIES	684,231	10	684,241	-	684,241
	SUBTOTAL 16	<u>33,070,351</u>	<u>96,346</u>	<u>33,166,697</u>	-	<u>33,166,697</u>
	REVENUE BY TYPE					
	INTERGOVERNMENTAL RECEIPTS	-	-	-	-	-
	TAXES	216,917	(395)	216,522	-	216,522
	GAMING REVENUE	-	-	-	-	-
	USE OF MONEY AND PROPERTY	3,289,916	(39,456)	3,250,460	-	3,250,460
	LICENSES, PERMITS AND FEES	28,861,646	120,923	28,982,569	-	28,982,569
	SALES OF COMMODITIES AND SERVICES	598,991	22,992	621,983	-	621,983
	OTHER RECEIPTS	<u>102,881</u>	<u>(7,718)</u>	<u>95,163</u>	-	<u>95,163</u>
	TOTAL REVENUE TYPE	<u>33,070,351</u>	<u>96,346</u>	<u>33,166,697</u>	-	<u>33,166,697</u>
19-various 19-661	DEPARTMENT OF EDUCATION-ADMIN. COLLEGE DISCRETE FUND OFFICE OF STUDENT FINANCIAL ASSISTANCE	13,000 <u>20,574</u>	11,000 -	24,000 <u>20,574</u>	- -	24,000 <u>20,574</u>
	SUBTOTAL 19	<u>33,574</u>	<u>11,000</u>	<u>44,574</u>	-	<u>44,574</u>
	REVENUE BY TYPE					
	INTERGOVERNMENTAL RECEIPTS	-	-	-	-	-
	TAXES	-	-	-	-	-
	GAMING REVENUE	-	-	-	-	-
	USE OF MONEY AND PROPERTY	-	-	-	-	-
	LICENSES, PERMITS AND FEES	13,000	11,000	24,000	-	24,000
	SALES OF COMMODITIES AND SERVICES	-	-	-	-	-
	OTHER RECEIPTS	<u>20,574</u>	-	<u>20,574</u>	-	<u>20,574</u>
	TOTAL REVENUE TYPE	<u>33,574</u>	<u>11,000</u>	<u>44,574</u>	-	<u>44,574</u>
20-922	OTHER APPROPRIATIONS DEBT SERVICE	1,679,770	311,136	1,990,906	13,000,000	(11,009,094)
	SUBTOTAL 20	<u>1,679,770</u>	<u>311,136</u>	<u>1,990,906</u>	<u>13,000,000</u>	<u>(11,009,094)</u>
	REVENUE BY TYPE					
	INTERGOVERNMENTAL RECEIPTS	1,679,770	311,136	1,990,906	13,000,000	(11,009,094)
	TAXES	-	-	-	-	-
	GAMING REVENUE	-	-	-	-	-
	USE OF MONEY AND PROPERTY	-	-	-	-	-
	LICENSES, PERMITS AND FEES	-	-	-	-	-
	SALES OF COMMODITIES AND SERVICES	-	-	-	-	-
	OTHER RECEIPTS	-	-	-	-	-
	TOTAL REVENUE TYPE	<u>1,679,770</u>	<u>311,136</u>	<u>1,990,906</u>	<u>13,000,000</u>	<u>(11,009,094)</u>
	TOTAL FOR BOND SECURITY	\$ <u>7,581,458,488</u>	\$ <u>695,518,960</u>	\$ <u>8,276,977,448</u>	\$ <u>7,694,900,000</u>	\$ <u>582,077,448</u>

STATE OF LOUISIANA
 ACTUAL RECEIPTS & BUDGET COMPARISON
 MAJOR STATE REVENUE EXCLUDING AGENCY INA
 BOND SECURITY AND GENERAL FUND
 FISCAL YEAR 2002-03

SCHEDULE NUMBER	BUDGET UNIT NAME	ACTUAL RECEIPTS MAJOR STATE	RECEIVABLES MAJOR STATE	TOTAL MAJOR STATE	FINAL BUDGET MAJOR STATE	VARIANCE (UNFAVORABLE)
	TOTAL REVENUE BY TYPE BSRF					
	INTERGOVERNMENTAL RECEIPTS	\$ 6,002,532	\$ 534,240	\$ 6,536,772	\$ 17,000,000	\$ (10,463,228)
	TAXES	5,633,942,366	528,869,830	6,162,812,196	6,169,000,000	(6,187,804)
	GAMING REVENUE	547,305,556	30,846,482	578,152,038	703,600,000	(125,447,962)
	TOBACCO SETTLEMENT	66,233,705	-	66,233,705	31,700,000	34,533,705
	USE OF MONEY AND PROPERTY	480,775,367	91,950,595	572,725,962	532,800,000	39,925,962
	LICENSES, PERMITS AND FEES	303,038,090	10,290,120	313,328,210	110,900,000	202,428,210
	SALES OF COMMODITIES AND SERVICES	115,922,064	3,053,229	118,975,293	-	118,975,293
	OTHER RECEIPTS	428,238,808	29,974,464	458,213,272	129,900,000	328,313,272
	GAAP TOTAL REVENUE FOR BOND SECURITY	<u>7,581,458,488</u>	<u>695,518,960</u>	<u>8,276,977,448</u>	<u>7,694,900,000</u>	<u>582,077,448</u>
	GRAND TOTAL	\$ <u>7,581,458,488</u>	\$ <u>695,518,960</u>	\$ <u>8,276,977,448</u>	\$ <u>7,694,900,000</u>	\$ <u>582,077,448</u>
				(1)	(2)	

(1) Equal to total Major State Revenue on Revenues by Source and Distribution plus INA of \$12,921,775.

(2) Equal to total Major State Revenue Budget on Revenues by Source and Distribution less INA budget of \$34,800,000.

STATE OF LOUISIANA
 ACTUAL RECEIPTS
 APPROPRIATED FEDERAL FUNDS
 BUDGET VS. ACTUAL GENERAL FUND
 FISCAL YEAR 2002-03

SCHEDULE NUMBER	BUDGET UNIT NAME	RECEIPTS	RECEIVABLES	TOTAL	FINAL BUDGET	(UNFAVORABLE)
		FEDERAL	FEDERAL	FEDERAL	FEDERAL	FEDERAL
01-100	OFFICE OF THE GOVERNOR EXECUTIVE OFFICE	\$ 3,794,666	\$ 755,758	\$ 4,550,424	\$ 6,873,685	\$ (2,323,261)
01-105	LA MANUFACTURED HOUSING COMM	71,291	-	71,291	144,900	(73,609)
01-107	DIVISION OF ADMINISTRATION	42,461,291	789,740	43,251,031	59,592,622	(16,341,591)
01-112	MILITARY AFFAIRS	170,386,083	5,501,907	175,887,990	205,749,628	(29,861,638)
01-113	WORKFORCE COMMISSION OFFICE	332,479	27,409	359,888	484,022	(124,134)
01-114	OFFICE OF WOMEN SERVICES	1,281,332	176,129	1,457,461	1,468,316	(10,855)
01-129	LA COMMISSION ON LAW ENFORCEMENT	22,339,535	1,963,235	24,302,770	26,244,249	(1,941,479)
01-130	DEPT OF VETERANS AFFAIRS	166,905	2,333	169,238	174,939	(5,701)
01-131	LA WAR VETERANS CENTER	2,983,757	270,121	3,253,878	3,572,784	(318,906)
01-132	NORTHEAST LA WAR VETERANS HOME	2,690,491	235,027	2,925,518	2,853,300	72,218
01-133	OFFICE OF ELDERLY AFFAIRS	19,575,018	295,987	19,871,005	20,462,300	(591,295)
20-980	DOA-UNEMPLOYMENT INSURANCE	1,500,000	-	1,500,000	1,500,000	-
	SUBTOTAL 01	267,582,848	10,017,646	277,600,494	329,120,745	(51,520,251)
04-139	ELECTED OFFICIALS SECRETARY OF STATE	-	-	-	2	(2)
04-141	ATTORNEY GENERAL	1,561,343	337,766	1,899,109	2,402,820	(503,711)
04-146	LIEUTENANT GOVERNOR	2,035,449	416,949	2,452,398	4,328,330	(1,875,932)
04-147	OFFICE OF THE STATE TREASURER	4,700,029	-	4,700,029	1,000	4,699,029
04-160	DEPT OF AGRICULTURE	5,974,916	1,766,138	7,741,054	8,311,103	(570,049)
04-165	COMMISSIONER OF INSURANCE	197,516	2,506	200,022	212,330	(12,308)
	SUBTOTAL 04	14,469,253	2,523,359	16,992,612	15,255,585	1,737,027
05-251	ECONOMIC DEVELOPMENT OFFICE OF THE SECRETARY	-	-	-	-	-
05-252	OFFICE OF BUSINESS DEVELOPMENT	16,769	9,301	26,070	710,000	(683,930)
	SUBTOTAL 05	16,769	9,301	26,070	710,000	(683,930)
06-261	CULTURE, RECREATION, AND TOURISM OFFICE OF THE SECRETARY	981,206	-	981,206	1,000,000	(18,794)
06-262	OFFICE OF STATE LIBRARY	2,772,558	41,380	2,813,938	3,220,901	(406,963)
06-264	OFFICE OF STATE PARKS	1,030,795	-	1,030,795	1,348,987	(318,192)
06-265	OFFICE OF CULTURAL DEVELOPMENT	1,154,422	191,373	1,345,795	1,903,507	(557,712)
	SUBTOTAL 06	5,938,981	232,753	6,171,734	7,473,395	(1,301,661)
07-273	TRANSPORTATION AND DEVELOPMENT MANAGEMENT AND FINANCE	(2,511)	568,718	566,207	-	566,207
07-275	PUBLIC WORKS AND INTERMODAL TRANS.	4,475,946	1,167,455	5,643,401	12,579,867	(6,936,466)
07-276	OFFICE OF ENGINEERING	-	476,376	476,376	500,000	(23,624)
	SUBTOTAL 07	4,473,435	2,212,549	6,685,984	13,079,867	(6,393,883)
08-419	DEPARTMENT OF PUBLIC SAFETY OFFICE OF STATE POLICE	3,011,910	989,921	4,001,831	13,818,621	(9,816,790)
08-420	OFFICE OF MOTOR VEHICLES	82,847	64,151	146,998	612,091	(465,093)
08-422	STATE FIRE MARSHALL	-	-	-	-	-
08-425	LA HIGHWAY SAFETY COMMISSION	9,115,703	528,939	9,644,642	18,744,323	(9,099,681)
	SUBTOTAL 08 PUBLIC SAFETY	12,210,460	1,583,011	13,793,471	33,175,035	(19,381,564)
08-400	DEPARTMENT OF CORRECTIONS ADMINISTRATIVE	3,965,987	251,532	4,217,519	6,530,207	(2,312,688)
08-403	OFFICE OF YOUTH DEVELOPMENT	449,994	(15,806)	434,188	388,309	45,879
08-451	SHERIFF'S HOUSING OF STATE INMATES	3,000,000	-	3,000,000	3,000,000	-
	SUBTOTAL 08 CORRECTIONS	7,415,981	235,726	7,651,707	9,918,516	(2,266,809)
	SUBTOTAL 08	19,626,441	1,818,737	21,445,178	43,093,551	(21,648,373)
09-303	HEALTH AND HUMAN RESOURCES DEVELOPMENTAL DISABILITIES COUNCIL	1,344,765	158,447	1,503,212	1,554,267	(51,055)
09-305	MEDICAL VENDOR ADMINISTRATION	96,503,319	7,061,427	103,564,746	107,764,835	(4,200,089)
09-306	MEDICAL VENDOR PAYMENTS	3,035,761,484	293,555,181	3,329,316,665	3,345,622,789	(16,306,124)
09-307	OFFICE OF THE SECRETARY	5,848,441	344,520	6,192,961	7,770,525	(1,577,564)
09-311	NEW ORLEANS REHABILITATION CENTER	87,112	15,927	103,039	432,554	(329,515)

STATE OF LOUISIANA
 ACTUAL RECEIPTS
 APPROPRIATED FEDERAL FUNDS
 BUDGET VS. ACTUAL GENERAL FUND
 FISCAL YEAR 2002-03

SCHEDULE NUMBER	BUDGET UNIT NAME	RECEIPTS FEDERAL	RECEIVABLES FEDERAL	TOTAL FEDERAL	FINAL BUDGET FEDERAL	(UNFAVORABLE) FEDERAL
09-319	VILLA FELICIANA CHRONIC DISEASE	259,399	57,930	317,329	577,306	(259,977)
09-326	OFFICE OF PUBLIC HEALTH	158,265,198	13,139,672	171,404,870	174,948,412	(3,543,542)
09-330	OFFICE OF MENTAL HEALTH	5,976,744	1,209,439	7,186,183	8,571,034	(1,384,851)
09-331	CENTRAL LA STATE HOSPITAL	(13,433)	96,960	83,527	373,347	(289,820)
09-332	EAST LA STATE HOSPITAL	180,479	708,197	888,676	1,343,414	(454,738)
09-333	SOUTHEAST LA STATE HOSPITAL	(12,617)	112,638	100,021	775,004	(674,983)
09-347	PINECREST DEVELOPMENTAL CENTER	289,390	4,847	294,237	282,000	12,237
09-351	OFFICE OF SUBSTANCE ABUSE	24,043,759	2,564,559	26,608,318	36,418,408	(9,810,090)
	SUBTOTAL 09	<u>3,328,534,040</u>	<u>319,029,744</u>	<u>3,647,563,784</u>	<u>3,686,433,895</u>	<u>(38,870,111)</u>
	DEPARTMENT OF SOCIAL SERVICES					
10-355	OFFICE OF FAMILY SUPPORT	1,049,601,625	85,416,480	1,135,018,105	593,472,905	541,545,200
10-370	OFFICE OF COMMUNITY SERVICES	121,581,900	11,511,468	133,093,368	139,738,141	(6,644,773)
10-374	REHABILITATION SERVICES	41,315,243	2,154,209	43,469,452	54,996,171	(11,526,719)
	SUBTOTAL 10	<u>1,212,498,768</u>	<u>99,082,157</u>	<u>1,311,580,925</u>	<u>788,207,217</u>	<u>523,373,708</u>
	NATURAL RESOURCES					
11-431	OFFICE OF THE SECRETARY	1,067,766	53,402	1,121,168	1,828,526	(707,358)
11-432	OFFICE OF CONSERVATION	1,128,508	124,035	1,252,543	1,364,753	(112,210)
11-434	OFFICE OF MINERAL RESOURCES	71,446	1,616	73,062	129,997	(56,935)
11-435	COASTAL RESTORATION	23,263,204	1,326,749	24,589,953	47,810,397	(23,220,444)
	SUBTOTAL 11	<u>25,530,924</u>	<u>1,505,802</u>	<u>27,036,726</u>	<u>51,133,673</u>	<u>(24,096,947)</u>
	REVENUE AND TAXATION					
12-440	OFFICE OF REVENUE	-	248,146	248,146	290,000	(41,854)
	SUBTOTAL 12	<u>-</u>	<u>248,146</u>	<u>248,146</u>	<u>290,000</u>	<u>(41,854)</u>
	DEPT. OF ENVIRONMENTAL QUALITY					
13-850	OFFICE OF THE SECRETARY	88,265	1,740	90,005	90,000	5
13-851	OFFICE OF AIR QUALITY	2,664,025	59,528	2,723,553	2,710,000	13,553
13-852	OFFICE OF WATER RESOURCES	3,220,154	118,168	3,338,322	3,295,000	43,322
13-853	OFFICE OF SOLID/HAZARDOUS WASTE	7,226,967	778,369	8,005,336	9,023,720	(1,018,384)
13-855	MANAGEMENT AND FINANCE	309,114	14,533	323,647	320,000	3,647
	SUBTOTAL 13	<u>13,508,525</u>	<u>972,338</u>	<u>14,480,863</u>	<u>15,438,720</u>	<u>(957,857)</u>
	DEPARTMENT OF EMPLOYMENT & TRAINING					
14-474	OFFICE OF WORKFORCE DEVELOPMENT	135,018,676	9,508,107	144,526,783	209,397,670	(64,870,887)
14-475	OFFICE OF WORKERS' COMPENSATION	823,987	9,062	833,049	829,253	3,796
	SUBTOTAL 14	<u>135,842,663</u>	<u>9,517,169</u>	<u>145,359,832</u>	<u>210,226,923</u>	<u>(64,867,091)</u>
	DEPARTMENT OF WILDLIFE AND FISHERIES					
16-511	OFFICE OF MANAGEMENT AND FINANCE	365,136	40,432	405,568	1,242,041	(836,473)
16-512	OFFICE OF THE SECRETARY	2,381,796	161,498	2,543,294	3,212,828	(669,534)
16-513	OFFICE OF WILDLIFE	3,887,204	464,164	4,351,368	6,900,585	(2,549,217)
16-514	OFFICE OF FISHERIES	5,004,243	657,042	5,661,285	7,590,770	(1,929,485)
	SUBTOTAL 16	<u>11,638,379</u>	<u>1,323,136</u>	<u>12,961,515</u>	<u>18,946,224</u>	<u>(5,984,709)</u>
	DEPARTMENT OF EDUCATION-ADMINISTRATION					
19-661	OFFICE OF STUDENT FINANCIAL ASSIST.	7,536,156	4,631,444	12,167,600	36,240,516	(24,072,916)
19-662	LA EDUCATIONAL TELEVISION AUTHORITY	(434,000)	-	(434,000)	-	(434,000)
19-672	LA SYSTEMIC INITIATIVE PROGRAM	762,259	288,688	1,050,947	2,322,239	(1,271,292)
19-674	LA UNIVERSITY MARINE CONSORTIUM	1,992,799	694,917	2,687,716	5,034,667	(2,346,951)
19-678	MANAGEMENT AND FINANCE	19,091,509	5,903,722	24,995,231	32,927,071	(7,931,840)
19-681	OFFICE OF ACADEMIC PROGRAMS	577,432,362	94,140,415	671,572,777	793,669,271	(122,096,494)
19-695	MINIMUM FOUNDATION PROGRAM	66,584,239	-	66,584,239	-	66,584,239
	SUBTOTAL 19	<u>672,965,324</u>	<u>105,659,186</u>	<u>778,624,510</u>	<u>870,193,764</u>	<u>(91,569,254)</u>
	GRAND TOTAL	<u>\$ 5,712,626,350</u>	<u>\$ 554,152,023</u>	<u>\$ 6,266,778,373</u>	<u>\$ 6,049,603,559</u>	<u>\$ 217,174,814</u>

STATE OF LOUISIANA
 ACTUAL RECEIPTS
 INTERAGENCY RECEIPTS (BSRF ONLY)
 NON-GAAP PRESENTATION
 FISCAL YEAR 2002-03

SCHEDULE NUMBER	BUDGET UNIT NAME	ACTUAL INTERAGENCY RECEIPTS	RECEIVABLE INTERAGENCY RECEIPTS	TOTAL RECEIPTS	BUDGET INTERAGENCY	VARIANCE
01-100	OFFICE OF THE GOVERNOR					
01-107	EXECUTIVE OFFICE	\$ 6,484,347	\$ 672,795	\$ 7,157,142	\$ 8,373,757	\$ (1,216,615)
01-107	DIVISION OF ADMINISTRATION	26,409,748	919,846	27,329,594	51,299,229	(23,969,635)
01-112	MILITARY AFFAIRS	852,449	136,385	988,834	988,834	-
01-113	OFFICE OF LIFELONG LEARNING	9,529,704	2,427,878	11,957,582	18,910,683	(6,953,101)
01-114	OFFICE OF WOMEN'S SERVICES	2,184,848	389,806	2,574,654	3,920,000	(1,345,346)
01-129	LA COMMISSION ON LAW ENFORCEMENT	-	-	-	-	-
	SUBTOTAL 01	<u>45,461,096</u>	<u>4,546,710</u>	<u>50,007,806</u>	<u>83,492,503</u>	<u>(33,484,697)</u>
	ELECTED OFFICIALS:					
04-139	SECRETARY OF STATE	429,613	132,305	561,918	323,816	238,102
04-141	ATTORNEY GENERAL	11,343,111	1,032,955	12,376,066	12,801,353	(425,287)
04-144	COMMISSIONER OF ELECTIONS	-	-	-	50,000	(50,000)
04-146	LIEUTENANT GOVERNOR	258,143	125,799	383,942	615,058	(231,116)
04-147	OFFICE OF STATE TREASURER	1,202,756	-	1,202,756	1,202,756	-
04-160	AGRICULTURE AND FORESTRY	457,462	65,632	523,094	774,664	(251,570)
	SUBTOTAL 04	<u>13,691,085</u>	<u>1,356,691</u>	<u>15,047,776</u>	<u>15,767,647</u>	<u>(719,871)</u>
	DEPARTMENT OF COMMERCE					
05-251	OFFICE OF THE SECRETARY	-	-	-	-	-
05-252	OFFICE OF COMMERCE AND INDUSTRY	611,136	88,524	699,660	1,789,569	(1,089,909)
	SUBTOTAL 05	<u>611,136</u>	<u>88,524</u>	<u>699,660</u>	<u>1,789,569</u>	<u>(1,089,909)</u>
	CULTURE, RECREATION & TOURISM					
06-261	OFFICE OF THE SECRETARY	173,050	-	173,050	173,050	-
06-262	OFFICE OF STATE LIBRARY	-	-	-	-	-
06-264	OFFICE OF STATE PARKS	-	-	-	331,700	(331,700)
06-265	OFFICE OF CULTURAL DEVELOPMENT	309,486	24,080	333,566	760,063	(426,497)
06-267	OFFICE OF TOURISM	-	-	-	290,301	(290,301)
	SUBTOTAL 06	<u>482,536</u>	<u>24,080</u>	<u>506,616</u>	<u>1,555,114</u>	<u>(1,048,498)</u>
	TRANSPORTATION & DEVELOPMENT					
07-273	OFFICE OF MANAGEMENT & FINANCE	425,025	99,330	524,355	522,001	2,354
07-275	PUBLIC WORKS	205,402	85,182	290,584	287,041	3,543
07-276	OFFICE OF ENGINEERING	50,470	96	50,566	363,394	(312,828)
	SUBTOTAL 07	<u>680,897</u>	<u>184,608</u>	<u>865,505</u>	<u>1,172,436</u>	<u>(306,931)</u>
	DEPARTMENT OF PUBLIC SAFETY					
08-418	ADMINISTRATIVE	4,926,107	791,053	5,717,160	5,940,337	(223,177)
08-419	OFFICE OF STATE POLICE	5,185,214	219,442	5,404,656	6,402,141	(997,485)
08-420	OFFICE OF MOTOR VEHICLES	-	-	-	206,946	(206,946)
08-422	STATE FIRE PROTECTION OFFICE	781,227	259,055	1,040,282	1,230,000	(189,718)
08-424	LIQUEFIED PETROLEUM GAS COMMISSION	17,590	-	17,590	17,590	-
	SUBTOTAL 08 PUBLIC SAFETY	<u>10,910,138</u>	<u>1,269,550</u>	<u>12,179,688</u>	<u>13,797,014</u>	<u>(1,617,326)</u>
	CORRECTIONS ADMINISTRATIVE					
08-400	CORRECTIONS ADMINISTRATIVE	4,622,726	880,404	5,503,130	7,886,967	(2,383,837)
08-401	C. PAUL PHELPS CORRECTIONAL CENTER	67,524	19,936	87,460	122,392	(34,932)
08-403	OFFICE OF YOUTH DEVELOPMENT	8,239,292	824,535	9,063,827	9,535,239	(471,412)
08-405	AVOYELLES CORRECTIONAL FACILITY	47,659	15,702	63,361	62,808	553
08-406	LA CORRECTIONAL INSTITUTE FOR WOMEN	29,381	11,878	41,259	39,175	2,084
08-407	WINN CORRECTIONAL CENTER	18,855	6,285	25,140	25,140	-
08-408	ALLEN CORRECTIONAL CENTER	18,855	6,285	25,140	25,140	-
08-409	DIXON CORRECTIONAL INSTITUTE	44,294	17,524	61,818	59,966	1,852
08-412	WORK TRAINING-NORTH	191,472	15,522	206,994	209,952	(2,958)
08-413	HUNT CORRECTIONAL CENTER	36,153	12,051	48,204	48,204	-
08-414	WADE CORRECTIONAL CENTER	90,245	30,082	120,327	120,327	-
08-416	WASHINGTON CORRECTIONAL FACILITY	87,127	21,789	108,916	104,203	4,713
	SUBTOTAL 08 CORRECTIONS	<u>13,493,583</u>	<u>1,861,993</u>	<u>15,355,576</u>	<u>18,239,513</u>	<u>(2,883,937)</u>
	SUBTOTAL 08	<u>24,403,721</u>	<u>3,131,543</u>	<u>27,535,264</u>	<u>32,036,527</u>	<u>(4,501,263)</u>
	HEALTH & HUMAN					
09-303	DEVELOPMENTAL DISABILITIES COUNCIL	61,752	-	61,752	76,000	(14,248)
09-305	OFFICE OF THE SECRETARY	19,188	19	19,207	139,000	(119,793)
09-306	MEDICAL VENDOR PAYMENTS	4,354,943	98,542	4,453,485	23,252,177	(18,798,692)
09-307	OFFICE OF THE SECRETARY	4,946,984	443,361	5,390,345	6,794,344	(1,403,999)
09-311	NEW ORLEANS HOME & REHAB. CENTER	4,830,194	-	4,830,194	5,503,877	(673,683)
09-319	VILLA FELICIANA CHRONIC DISEASE HOSPITAL	10,976,959	20,198	10,997,157	14,424,645	(3,427,488)
09-326	OFFICE OF PUBLIC HEALTH	10,601,407	621,066	11,222,473	19,434,293	(8,211,820)
09-330	OFFICE OF MENTAL HEALTH	1,299,688	671,288	1,970,976	4,240,287	(2,269,311)
09-331	CENTRAL LA STATE HOSPITAL	30,792,308	749,942	31,542,250	28,287,856	3,254,394
09-332	EAST LA. STATE HOSPITAL	43,503,823	2,135,857	45,639,680	47,067,901	(1,428,221)
09-333	SOUTHEAST LA STATE HOSPITAL	51,409,727	6,459,783	57,869,510	57,404,373	465,137
09-340	OFFICE FOR CITIZENS WITH DEVEL. DISABILITY.	566,956	-	566,956	768,854	(201,898)
09-341	PELTIER-LAWESS DEVELOPMENT CENTER	-	-	-	-	-

STATE OF LOUISIANA
 ACTUAL RECEIPTS
 INTERAGENCY RECEIPTS (BSRF ONLY)
 NON-GAAP PRESENTATION
 FISCAL YEAR 2002-03

SCHEDULE NUMBER	BUDGET UNIT NAME	ACTUAL INTERAGENCY RECEIPTS	RECEIVABLE INTERAGENCY RECEIPTS	TOTAL RECEIPTS	BUDGET INTERAGENCY	VARIANCE
09-342	METROPOLITAN DEVELOPMENTAL CENTER	28,819,502	526	28,820,028	28,996,215	(176,187)
09-343	COLUMBIA DEVELOPMENTAL CENTER	-	-	-	-	-
09-344	HAMMOND DEVELOPMENTAL CENTER	34,080,827	-	34,080,827	34,147,494	(66,667)
09-346	NORTHWEST DEVELOPMENTAL CENTER	15,022,703	1,456	15,024,159	14,493,086	531,073
09-347	PINECREST DEVELOPMENTAL CENTER	84,993,976	-	84,993,976	77,786,839	7,207,137
09-348	RUSTON DEVELOPMENTAL CENTER	7,554,079	-	7,554,079	7,502,846	51,233
09-349	SOUTHWEST DEVELOPMENTAL CENTER	9,295,355	-	9,295,355	9,273,152	22,203
09-351	OFFICE OF SUBSTANCE ABUSE	5,873,849	262,356	6,136,205	9,113,274	(2,977,069)
	SUBTOTAL 09	<u>349,004,220</u>	<u>11,464,394</u>	<u>360,468,614</u>	<u>388,706,513</u>	<u>(28,237,899)</u>
	DEPARTMENT OF SOCIAL SERVICES					
10-355	OFFICE OF FAMILY SUPPORT	84,076,579	(265,082)	83,811,497	109,844,555	(26,033,058)
10-357	DSS-OFFICE OF THE SECRETARY	37,061,491	1,929,205	38,990,696	52,225,237	(13,234,541)
10-370	OFFICE OF COMMUNITY SERVICES	3,139,467	28,689	3,168,156	4,454,248	(1,286,092)
	SUBTOTAL 10	<u>124,277,537</u>	<u>1,692,812</u>	<u>125,970,349</u>	<u>166,524,040</u>	<u>(40,553,691)</u>
	DEPARTMENT OF NATURAL RESOURCES					
11-431	OFFICE OF THE SECRETARY	6,474,302	44,255	6,518,557	6,526,804	(8,247)
11-432	OFFICE OF CONSERVATION	851,118	-	851,118	2,690,525	(1,839,407)
11-435	COASTAL RESTORATION	321,288	13,031	334,319	1,128,101	(793,782)
	SUBTOTAL 11	<u>7,646,708</u>	<u>57,286</u>	<u>7,703,994</u>	<u>10,345,430</u>	<u>(2,641,436)</u>
	DEPT OF REVENUE & TAXATION					
12-440	OFFICE OF REVENUE	169,318	54,111	223,429	298,146	(74,717)
	SUBTOTAL 12	<u>169,318</u>	<u>54,111</u>	<u>223,429</u>	<u>298,146</u>	<u>(74,717)</u>
	DEPT. OF ENVIRONMENTAL QUALITY					
13-853	OFFICE OF ENVIRONMENTAL ASSESSMENT	1,099,692	176,820	1,276,512	988,847	287,665
13-855	MANAGEMENT AND FINANCE	35,527	-	35,527	58,000	(22,473)
	SUBTOTAL 13	<u>1,135,219</u>	<u>176,820</u>	<u>1,312,039</u>	<u>1,046,847</u>	<u>265,192</u>
	DEPARTMENT OF EMPLOYMENT & TRAINING					
14-474	OFFICE OF WORKFORCE DEVELOPMENT	2,061,173	514,926	2,576,099	2,392,054	184,045
	SUBTOTAL 14	<u>2,061,173</u>	<u>514,926</u>	<u>2,576,099</u>	<u>2,392,054</u>	<u>184,045</u>
	DEPT OF WILDLIFE & FISHERIES					
16-512	OFFICE OF THE SECRETARY	446,350	-	446,350	738,665	(292,315)
16-513	OFFICE OF WILDLIFE	3,481,956	(1,131,858)	2,350,098	4,991,857	(2,641,759)
16-514	OFFICE OF FISHERIES	946,479	421,055	1,367,534	3,034,282	(1,666,748)
	SUBTOTAL 16	<u>4,874,785</u>	<u>(710,803)</u>	<u>4,163,982</u>	<u>8,764,804</u>	<u>(4,600,822)</u>
	DEPARTMENT OF CIVIL SERVICE					
17-560	LOUISIANA CIVIL SERVICE	6,968,504	-	6,968,504	6,999,696	(31,192)
17-564	DIVISION OF ADMINISTRATION LAW	2,181,073	-	2,181,073	2,207,053	(25,980)
	SUBTOTAL 17	<u>9,149,577</u>	<u>-</u>	<u>9,149,577</u>	<u>9,206,749</u>	<u>(57,172)</u>
	DEPARTMENT OF EDUCATION-ADMN					
19-651	LA SCHOOL FOR THE VISUALLY IMPAIRED	184,706	61,465	246,171	296,699	(50,528)
19-653	LA SCHOOL FOR THE DEAF	557,155	54,792	611,947	715,052	(103,105)
19-655	LA SPECIAL EDUCATION CENTER	5,756,602	529,428	6,286,030	6,355,127	(69,097)
19-657	LA SCHOOL FOR MATH, SCIENCE & ARTS	1,014,652	238,663	1,253,315	1,296,005	(42,690)
19-662	LA EDUCATIONAL TELEVISION AUTHORITY	135,255	125,437	260,692	777,296	(516,604)
19-663	C.O.D.O.F.I.L.	65,811	12,129	77,940	80,000	(2,060)
19-666	BD OF ELEMENTARY & SECONDARY	169,561	60,000	229,561	1,385,358	(1,155,797)
19-672	LA SYSTEMIC INITIATIVE PROGRAM	617,201	299,745	916,946	1,202,628	(285,682)
19-673	NEW ORLEANS CENTER FOR CREATIVE ARTS	7,718	-	7,718	7,718	-
19-674	LA UNIVERSITY MARINE CONSORTIUM	806,386	94,932	901,318	1,174,259	(272,941)
19-678	MANAGEMENT & FINANCE	8,378,989	2,285,323	10,664,312	15,304,322	(4,640,010)
19-681	SUBGRANTEE ASSISTANCE	54,768,358	24,972,697	79,741,055	100,987,154	(21,246,099)
19-699	SPECIAL SCHOOL DISTRICTS	3,608,105	385,679	3,993,784	5,093,509	(1,099,725)
	SUBTOTAL 19	<u>76,070,499</u>	<u>29,120,290</u>	<u>105,190,789</u>	<u>134,675,127</u>	<u>(29,484,338)</u>
	OTHER APPROPRIATIONS					
	JUDICIARY-VARIOUS	-	-	-	12,260,192	(12,260,192)
20-977	DOA-DEBT SERVICE & MAINTENANCE	24,216,682	6,000	24,222,682	25,438,095	(1,215,413)
	SUBTOTAL 20	<u>24,216,682</u>	<u>6,000</u>	<u>24,222,682</u>	<u>37,698,287</u>	<u>(13,475,605)</u>
	GRAND TOTAL	<u>\$ 683,936,189</u>	<u>\$ 51,707,992</u>	<u>\$ 735,644,181</u>	<u>\$ 895,471,793</u>	<u>\$ (159,827,612)</u>

(1)

(1) \$56,816,506 SUBSEQUENTLY REFLECTED AS TRUE REVENUE, WHILE \$678,827,675 REDUCED DUPLICATE REVENUES. THE TRUE REVENUE IS REFLECTED IN OTHER RECEIPTS-SELF GENERATED IN THE CAFR. SEE THE NEXT PAGE FOR THE AGENCY BREAKDOWN.

**STATE OF LOUISIANA
INTERAGENCY TRANSFERS WHICH WERE RECLASSIFIED AS SELF-GENERATED
FISCAL YEAR 2002-03**

AGENCY	AMOUNT	WHERE THE MONEY CAME FROM
DIVISION OF ADMINISTRATION	\$ 6,703,221	RETIREMENT SYSTEMS, DISCRETE ENTITIES
WORKFORCE COMMISSION OFFICE	19,231	DISCRETE ENTITIES
SECRETARY OF STATE	187,459	RETIREMENT SYSTEMS, DISCRETE ENTITIES, PARISHES
ATTORNEY GENERAL	4,561	INTERNAL SERVICE FUNDS
DOTD-ADMINISTRATION	3,000	DISCRETE ENTITIES
DOTD-OFFICE OF HIGHWAYS	974	INTERNAL SERVICE FUND
DHH-OFFICE OF THE SECRETARY	5,323,636	DISCRETE ENTITIES
OFFICE OF PUBLIC HEALTH	375,524	DISCRETE ENTITIES
MENTAL HEALTH	2,194	DISCRETE ENTITIES
CENTRAL LA STATE HOSPITAL	3,315,000	DISCRETE ENTITIES
EASTERN LA MENTAL HEALTH SYSTEM	8,405,073	DISCRETE ENTITIES
SOUTHEAST LA STATE HOSPITAL	13,162,471	DISCRETE ENTITIES
DSS OFFICE OF THE SECRETARY		DISCRETE ENTITIES
CORRECTIONS ADMINISTRATION	745,231	BOARDS OF REGENTS
OFFICE OF YOUTH DEVELOPMENT	1,440,275	DISCRETE ENTITIES
WORK TRAINING FACILITY-NORTH	30,906	HUEY P. LONG HOSPITAL
PUBLIC SAFETY-STATE POLICE	6,113	INTERNAL SERVICE FUNDS
OFFICE OF WORKFORCE DEVELOPMENT	9,399	DISCRETE ENTITIES
CIVIL SERVICE	2,174,494	RETIREMENT SYSTEMS, DISCRETE ENTITIES
LOUISIANA EDUCATIONAL TELEVISION AUTHORITY	8,100	BOARDS OF REGENTS
LOUISIANA SYSTEMIC INITIATIVE PROGRAM	282,365	NORTHEAST LA UNIVERSITY
LOUISIANA UNIVERSITY MARINE CONSORTIUM	570,232	COLLEGES
STATE ACTIVITIES	1,137,991	COLLEGES
SUBGRANTEE ASSISTANCE	11,120,461	COLLEGES
DOA DEBT SERVICE AND MAINTENANCE	<u>1,788,595</u>	COLLEGES
TOTAL	\$ <u>56,816,506</u>	



STATE OF LOUISIANA
 ACTUAL RECEIPTS & BUDGET COMPARISON
 SELF GENERATED
 BOND SECURITY AND GENERAL FUND
 FISCAL YEAR 2002-03

SCHEDULE NUMBER	BUDGET UNIT NAME	ACTUAL RECEIPTS SELF-GENERATED	RECEIVABLES SELF-GENERATED	TOTAL SELF-GENERATED	FINAL BUDGET SELF-GENERATED	VARIANCE (UNFAVORABLE)
01-100	OFFICE OF THE GOVERNOR EXECUTIVE OFFICE	\$ 20,000	\$ -	\$ 20,000	\$ 20,000	\$ -
01-101	GOVERNOR'S COMM ON INDIAN AFFAIRS	4,450	625	5,075	25,000	(19,925)
01-107	DIVISION OF ADMINISTRATION	13,147,629	50,219	13,197,848	22,934,404	(9,736,556)
01-112	MILITARY AFFAIRS	2,002,049	190,969	2,193,018	2,543,356	(350,338)
01-113	WORKFORCE COMMISSION OFFICE	67,383	5,381	72,764	150,000	(77,236)
01-114	OFFICE OF WOMEN'S SERVICES	357,170	53,674	410,844	612,095	(201,251)
01-126	BOARD OF TAX APPEALS	23,018	-	23,018	25,160	(2,142)
01-129	LA COMMISSION ON LAW ENFORCEMENT	1,084,740	103,154	1,187,894	1,523,609	(335,715)
01-130	DEPARTMENT OF VETERANS AFFAIRS	528,491	12,928	541,419	565,923	(24,504)
01-131	LA WAR VETERANS HOME	2,534,074	200,555	2,734,629	2,750,529	(15,900)
01-132	NORTHEAST LA WAR VETERANS HOME	2,237,834	-	2,237,834	2,173,110	64,724
01-133	OFFICE OF ELDERLY AFFAIRS	32,420	-	32,420	249,420	(217,000)
01-254	OFFICE OF LOUISIANA RACING	5,685,562	247,263	5,932,825	5,840,923	91,902
01-255	OFFICE OF FINANCIAL INSTITUTIONS	16,221,878	37,962	16,259,840	8,071,939	8,187,901
01-259	OFFICE OF COSMETOLOGY	1,370,416	(1,310)	1,369,106	1,594,695	(225,589)
	SUBTOTAL 01	45,317,114	901,420	46,218,534	49,080,163	(2,861,629)
	REVENUE BY TYPE					
	INTERGOVERNMENTAL RECEIPTS	1,240,623	144,339	1,384,962	240,000	1,144,962
	TAXES	-	-	-	-	-
	GAMING REVENUE	4,546,995	96,331	4,643,326	-	4,643,326
	USE OF MONEY AND PROPERTY	1,078,258	37,927	1,116,185	1,075,000	41,185
	LICENSES, PERMITS AND FEES	18,428,373	168,706	18,597,079	10,090,624	8,506,455
	SALES OF COMMODITIES AND SERVICES	12,389,212	10,245	12,399,457	18,209,394	(5,809,937)
	OTHER RECEIPTS	7,633,653	443,872	8,077,525	19,465,145	(11,387,620)
	TOTAL REVENUE TYPE	45,317,114	901,420	46,218,534	49,080,163	(2,861,629)
	ELECTED OFFICIALS					
04-139	SECRETARY OF STATE	10,648,878	188,972	10,837,850	10,138,690	699,160
04-141	ATTORNEY GENERAL	1,599,925	60,594	1,660,519	5,106,146	(3,445,627)
04-144	COMMISSIONER OF ELECTIONS	2,463,527	656,420	3,119,947	2,534,000	585,947
04-147	OFFICE OF STATE TREASURER	5,761,141	90,013	5,851,154	6,837,834	(986,680)
04-158	PUBLIC SERVICE COMMISSION	615,260	-	615,260	271,504	343,756
04-160	DEPT OF AGRICULTURE	9,190,740	125,990	9,316,730	11,866,795	(2,550,065)
04-165	COMMISSIONER OF INSURANCE	28,073,343	131,213	28,204,556	22,545,620	5,658,936
	SUBTOTAL 04	58,352,814	1,253,202	59,606,016	59,300,589	305,427
	REVENUE BY TYPE					
	INTERGOVERNMENTAL RECEIPTS	-	-	-	-	-
	TAXES	-	-	-	-	-
	GAMING REVENUE	-	-	-	-	-
	USE OF MONEY AND PROPERTY	1,937,773	11	1,937,784	1,561,857	375,927
	LICENSES, PERMITS AND FEES	44,288,186	(221,404)	44,066,782	39,094,983	4,971,799
	SALES OF COMMODITIES AND SERVICES	4,505,040	139,519	4,644,559	5,447,251	(802,692)
	OTHER RECEIPTS	7,621,815	1,335,076	8,956,891	13,196,498	(4,239,607)
	TOTAL REVENUE TYPE	58,352,814	1,253,202	59,606,016	59,300,589	305,427
	ECONOMIC DEVELOPMENT					
05-251	OFFICE OF THE SECRETARY	192,761	-	192,761	192,761	-
05-252	OFFICE OF ECONOMIC DEVELOPMENT	678,247	(8,474)	669,773	2,867,951	(2,198,178)
	SUBTOTAL 05	871,008	(8,474)	862,534	3,060,712	(2,198,178)
	REVENUE BY TYPE					
	INTERGOVERNMENTAL RECEIPTS	-	-	-	-	-
	TAXES	-	-	-	-	-
	GAMING REVENUE	-	-	-	-	-
	USE OF MONEY AND PROPERTY	-	-	-	-	-
	LICENSES, PERMITS AND FEES	871,008	(8,474)	862,534	965,712	(103,178)
	SALES OF COMMODITIES AND SERVICES	-	-	-	-	-
	OTHER RECEIPTS	-	-	-	2,095,000	(2,095,000)
	TOTAL REVENUE TYPE	871,008	(8,474)	862,534	3,060,712	(2,198,178)
	CULTURE, RECREATION, AND TOURISM					
06-262	OFFICE OF STATE LIBRARY	9,892	1,165	11,057	20,905	(9,848)
06-263	OFFICE OF STATE MUSEUM	532,633	7,813	540,446	693,227	(152,781)
06-264	OFFICE OF STATE PARKS	192,318	7,295	199,613	262,648	(63,035)
06-265	OFFICE OF CULTURAL DEVELOPMENT	33,348	63	33,411	55,000	(21,589)
06-267	OFFICE OF TOURISM	69	-	69	17,900,000	(17,899,931)

STATE OF LOUISIANA
 ACTUAL RECEIPTS & BUDGET COMPARISON
 SELF GENERATED
 BOND SECURITY AND GENERAL FUND
 FISCAL YEAR 2002-03

SCHEDULE NUMBER	BUDGET UNIT NAME	ACTUAL RECEIPTS SELF-GENERATED	RECEIVABLES SELF-GENERATED	TOTAL SELF-GENERATED	FINAL BUDGET SELF-GENERATED	VARIANCE (UNFAVORABLE)
	SUBTOTAL 06	768,260	16,336	784,596	18,931,780	(18,147,184)
	REVENUE BY TYPE					
	INTERGOVERNMENTAL RECEIPTS	-	-	-	-	-
	TAXES	(3,317)	(1,556)	(4,873)	-	(4,873)
	GAMING REVENUE	-	-	-	-	-
	USE OF MONEY AND PROPERTY	65,240	4,122	69,362	59,900	9,462
	LICENSES, PERMITS AND FEES	583,681	55,198	638,879	708,227	(69,348)
	SALES OF COMMODITIES AND SERVICES	83,088	(42,511)	40,577	22,500	18,077
	OTHER RECEIPTS	39,568	1,083	40,651	18,141,153	(18,100,502)
	TOTAL REVENUE TYPE	768,260	16,336	784,596	18,931,780	(18,147,184)
	TRANSPORTATION AND DEVELOPMENT					
07-273	OFFICE OF MANAGEMENT AND FINANCE	2,207,896	30	2,207,926	2,405,085	(197,159)
07-275	PUBLIC WORKS AND INTERMODAL TRANS.	1,172,918	44,659	1,217,577	1,351,496	(133,919)
07-276	OFFICE OF ENGINEERING	39,898,686	3,472,345	43,371,031	49,118,803	(5,747,772)
	SUBTOTAL 07	43,279,500	3,517,034	46,796,534	52,875,384	(6,078,850)
	REVENUE BY TYPE					
	INTERGOVERNMENTAL RECEIPTS	27	-	27	-	27
	TAXES	-	-	-	-	-
	GAMING REVENUE	-	-	-	-	-
	USE OF MONEY AND PROPERTY	544,178	35,195	579,373	-	579,373
	LICENSES, PERMITS AND FEES	14,545,350	1,219,408	15,764,758	-	15,764,758
	SALES OF COMMODITIES AND SERVICES	7,942,805	81,101	8,023,906	-	8,023,906
	OTHER RECEIPTS	20,247,140	2,181,330	22,428,470	52,875,384	(30,446,914)
	TOTAL REVENUE TYPE	43,279,500	3,517,034	46,796,534	52,875,384	(6,078,850)
	DEPARTMENT OF PUBLIC SAFETY					
08-418	ADMINISTRATIVE	1,127,966	101,250	1,229,216	22,583,676	(21,354,460)
08-419	OFFICE OF STATE POLICE	9,370,605	1,147,744	10,518,349	29,029,684	(18,511,335)
08-420	OFFICE OF MOTOR VEHICLES	71,888,366	2,843,853	74,732,219	40,071,634	34,660,585
08-421	OFFICE OF LEGAL AFFAIRS	662	-	662	2,354,535	(2,353,873)
08-422	STATE FIRE MARSHALL	2,765,209	101,113	2,866,322	2,490,902	375,420
08-425	LA HIGHWAY SAFETY COMMISSION	-	-	-	227,156	(227,156)
	SUBTOTAL 08 PUBLIC SAFETY	85,152,808	4,193,960	89,346,768	96,757,587	(7,410,819)
	REVENUE BY TYPE					
	INTERGOVERNMENTAL RECEIPTS	-	-	-	-	-
	TAXES	-	-	-	-	-
	GAMING REVENUE	-	-	-	-	-
	USE OF MONEY AND PROPERTY	-	-	-	-	-
	LICENSES, PERMITS AND FEES	72,612,567	107,657	72,720,224	-	72,720,224
	SALES OF COMMODITIES AND SERVICES	458,889	2,822,254	3,281,143	-	3,281,143
	OTHER RECEIPTS	12,081,352	1,264,049	13,345,401	96,757,587	(83,412,186)
	TOTAL REVENUE TYPE	85,152,808	4,193,960	89,346,768	96,757,587	(7,410,819)
	DEPARTMENT OF CORRECTIONS					
08-400	ADMINISTRATIVE	790,839	951	791,790	828,432	(36,642)
08-401	C. PAUL PHELPS CORRECTIONAL CTR	1,095,973	14,504	1,110,477	1,355,393	(244,916)
08-402	LA STATE PENITENTIARY	6,428,104	122,771	6,550,875	7,424,469	(873,594)
08-403	OFFICE OF YOUTH DEVELOPMENT	237,661	1,277	238,938	262,796	(23,858)
08-405	AVOYELLES CORRECTIONAL FACILITY	1,770,632	34,122	1,804,754	1,905,649	(100,895)
08-406	LA CORRECTIONAL INSTITUTE FOR WOMEN	1,217,109	17,900	1,235,009	1,643,600	(408,591)
08-409	DIXON CORRECTIONAL INSTITUTE	2,326,875	167,437	2,494,312	3,182,722	(688,410)
08-412	WORK TRAINING FACILITY	792,167	21,546	813,713	873,472	(59,759)
08-413	ELAYN HUNT CORRECTIONAL CENTER	2,545,589	40,076	2,585,665	3,091,235	(505,570)
08-414	WADE CORRECTIONAL CENTER	1,986,612	51,783	2,038,395	2,547,031	(508,636)
08-415	ADULT PROBATION AND PAROLE	12,178,870	244,388	12,423,258	12,908,435	(485,177)
08-416	WASHINGTON CORRECTIONAL FACILITY	1,355,565	24,523	1,380,088	1,562,660	(182,572)
	SUBTOTAL 08 CORRECTIONS	32,725,996	741,278	33,467,274	37,585,894	(4,118,620)
	SUBTOTAL 08	117,878,804	4,935,238	122,814,042	134,343,481	(11,529,439)
	REVENUE BY TYPE					
	INTERGOVERNMENTAL RECEIPTS	1,361	-	1,361	-	1,361
	TAXES	-	-	-	-	-
	GAMING REVENUE	-	-	-	-	-
	USE OF MONEY AND PROPERTY	-	-	-	-	-

STATE OF LOUISIANA
 ACTUAL RECEIPTS & BUDGET COMPARISON
 SELF GENERATED
 BOND SECURITY AND GENERAL FUND
 FISCAL YEAR 2002-03

SCHEDULE NUMBER	BUDGET UNIT NAME	ACTUAL RECEIPTS SELF-GENERATED	RECEIVABLES SELF-GENERATED	TOTAL SELF-GENERATED	FINAL BUDGET SELF-GENERATED	VARIANCE (UNFAVORABLE)
	LICENSES, PERMITS AND FEES	3	-	3	-	3
	SALES OF COMMODITIES AND SERVICES	10,142,474	198,360	10,340,834	-	10,340,834
	OTHER RECEIPTS	22,582,158	542,918	23,125,076	37,585,894	(14,460,818)
	TOTAL REVENUE TYPE	32,725,996	741,278	33,467,274	37,585,894	(4,118,620)
	HEALTH AND HUMAN RESOURCES					
09-305	MEDICAL VENDOR ADMINISTRATION	1,838,715	(900)	1,837,815	2,112,140	(274,325)
09-306	MEDICAL VENDOR PAYMENTS	71,635,132	(17,096,177)	54,538,955	79,330,948	(24,791,993)
09-307	OFFICE OF THE SECRETARY	403,032	63,054	466,086	566,254	(100,168)
09-311	NEW ORLEANS REHABILITATION CENTER	856,227	326,005	1,182,232	934,471	247,761
09-319	VILLA FELICIANA CHRONIC DISEASE	775,046	25,091	800,137	989,313	(189,176)
09-326	OFFICE OF PUBLIC HEALTH	23,528,927	1,310,216	24,839,143	26,203,492	(1,364,349)
09-330	OFFICE OF MENTAL HEALTH	-	-	-	5,000	(5,000)
09-331	CENTRAL LA STATE HOSPITAL	142,442	238,200	380,642	629,224	(248,582)
09-332	EAST LA STATE HOSPITAL	478,327	475,712	954,039	585,237	368,802
09-333	SOUTHEAST LA STATE HOSPITAL	(174,024)	26,271	(147,753)	461,490	(609,243)
09-340	OFFICE OF CITIZENS WITH DISABILITIES	-	50	50	7,500	(7,450)
09-341	PELTIER-LAWLESS DEVELOPMENT CENTER	-	-	-	-	-
09-342	METROPOLITAN DEVELOPMENTAL CENTER	1,224,517	176,868	1,401,385	1,226,330	175,055
09-343	COLUMBIA DEVELOPMENTAL CENTER	-	-	-	-	-
09-344	HAMMOND DEVELOPMENTAL CENTER	1,510,702	18,466	1,529,168	1,578,769	(49,601)
09-346	NORTHWEST DEVELOPMENTAL CENTER	644,704	-	644,704	449,956	194,748
09-347	PINECREST DEVELOPMENTAL CENTER	3,027,519	319,683	3,347,202	3,623,821	(276,619)
09-348	RUSTON DEVELOPMENTAL CENTER	334,091	23,017	357,108	309,612	47,496
09-349	SOUTHWEST DEVELOPMENTAL CENTER	757,087	20,463	777,550	649,010	128,540
09-351	OFFICE OF SUBSTANCE ABUSE	358,595	19,842	378,437	462,500	(84,063)
	SUBTOTAL 09	107,341,039	(14,054,139)	93,286,900	120,125,067	(26,838,167)
	REVENUE BY TYPE					
	INTERGOVERNMENTAL RECEIPTS	3,014,064	79,687	3,093,751	3,584,892	(491,141)
	TAXES	3,925	18	3,943	-	3,943
	GAMING REVENUE	-	-	-	-	-
	USE OF MONEY AND PROPERTY	20,173	-	20,173	-	20,173
	LICENSES, PERMITS AND FEES	28,398,889	696,904	29,095,793	27,624,773	1,471,020
	SALES OF COMMODITIES AND SERVICES	(85,518)	2,143,498	2,057,980	1,454,932	603,048
	OTHER RECEIPTS	75,989,506	(16,974,246)	59,015,260	87,460,470	(28,445,210)
	TOTAL REVENUE TYPE	107,341,039	(14,054,139)	93,286,900	120,125,067	(26,838,167)
	DEPARTMENT OF SOCIAL SERVICES					
10-355	OFFICE OF FAMILY SUPPORT	14,761,059	768,409	15,529,468	14,664,307	865,161
10-357	OFFICE OF THE SECRETARY	547,821	(985)	546,836	506,758	40,078
10-370	OFFICE OF COMMUNITY SERVICES	622,074	31,865	653,939	725,000	(71,061)
10-374	REHABILITATION SERVICES	960	-	960	8,000	(7,040)
	SUBTOTAL 10	15,931,914	799,289	16,731,203	15,904,065	827,138
	REVENUE BY TYPE					
	INTERGOVERNMENTAL RECEIPTS	-	-	-	-	-
	TAXES	-	-	-	-	-
	GAMING REVENUE	-	-	-	-	-
	USE OF MONEY AND PROPERTY	-	-	-	-	-
	LICENSES, PERMITS AND FEES	547,821	(985)	546,836	-	546,836
	SALES OF COMMODITIES AND SERVICES	(55,643)	-	(55,643)	-	(55,643)
	OTHER RECEIPTS	15,439,736	800,274	16,240,010	15,904,065	335,945
	TOTAL REVENUE TYPE	15,931,914	799,289	16,731,203	15,904,065	827,138
	NATURAL RESOURCES					
11-431	OFFICE OF THE SECRETARY	114,186	8,300	122,486	426,739	(304,253)
11-432	OFFICE OF CONSERVATION	313	-	313	20,000	(19,687)
11-434	OFFICE OF MINERAL RESOURCES	4,057,316	51,318	4,108,634	4,373,041	(264,407)
11-435	OFFICE OF COASTAL RESTORATION	18,314	5,048	23,362	20,000	3,362
	SUBTOTAL 11	4,190,129	64,666	4,254,795	4,839,780	(584,985)
	REVENUE BY TYPE					
	INTERGOVERNMENTAL RECEIPTS	-	-	-	-	-
	TAXES	-	-	-	-	-
	GAMING REVENUE	-	-	-	-	-
	USE OF MONEY AND PROPERTY	(617)	-	(617)	-	(617)
	LICENSES, PERMITS AND FEES	1,632	15	1,647	-	1,647
	SALES OF COMMODITIES AND SERVICES	4,044,520	52,806	4,097,326	-	4,097,326
	OTHER RECEIPTS	144,594	11,845	156,439	4,839,780	(4,683,341)

STATE OF LOUISIANA
 ACTUAL RECEIPTS & BUDGET COMPARISON
 SELF GENERATED
 BOND SECURITY AND GENERAL FUND
 FISCAL YEAR 2002-03

SCHEDULE NUMBER	BUDGET UNIT NAME	ACTUAL RECEIPTS SELF-GENERATED	RECEIVABLES SELF-GENERATED	TOTAL SELF-GENERATED	FINAL BUDGET SELF-GENERATED	VARIANCE (UNFAVORABLE)
	TOTAL REVENUE TYPE	4,190,129	64,666	4,254,795	4,839,780	(584,985)
12-440	REVENUE AND TAXATION					
	OFFICE OF REVENUE AND TAXATION	43,041,586	1,737,535	44,779,121	75,542,254	(30,763,133)
12-441	LA TAX COMMISSION	-	-	-	-	-
	SUBTOTAL 12	43,041,586	1,737,535	44,779,121	75,542,254	(30,763,133)
	REVENUE BY TYPE					
	INTERGOVERNMENTAL RECEIPTS	-	-	-	-	-
	TAXES	320,056	-	320,056	-	320,056
	GAMING REVENUE	-	-	-	-	-
	USE OF MONEY AND PROPERTY	-	-	-	-	-
	LICENSES, PERMITS AND FEES	5,792,895	(395)	5,792,500	-	5,792,500
	SALES OF COMMODITIES AND SERVICES	-	-	-	-	-
	OTHER RECEIPTS	36,928,635	1,737,930	38,666,565	75,542,254	(36,875,689)
	TOTAL REVENUE TYPE	43,041,586	1,737,535	44,779,121	75,542,254	(30,763,133)
	DEPT. OF ENVIRONMENTAL QUALITY					
13-850	OFFICE OF THE SECRETARY	122,435	8,450	130,885	165,000	(34,115)
13-852	OFFICE OF ENVIRONMENTAL COMPLIANCE	49,249	-	49,249	100,000	(50,751)
13-853	OFFICE OF ENVIRONMENTAL ASSESSMENT	49,865	418	50,283	100,000	(49,717)
13-855	MANAGEMENT AND FINANCE	105,482	12	105,494	150,000	(44,506)
	SUBTOTAL 13	327,031	8,880	335,911	515,000	(179,089)
	REVENUE BY TYPE					
	INTERGOVERNMENTAL RECEIPTS	-	-	-	-	-
	TAXES	-	-	-	-	-
	GAMING REVENUE	-	-	-	-	-
	USE OF MONEY AND PROPERTY	-	-	-	-	-
	LICENSES, PERMITS AND FEES	-	-	-	-	-
	SALES OF COMMODITIES AND SERVICES	204,596	8,880	213,476	150,000	63,476
	OTHER RECEIPTS	122,435	-	122,435	365,000	(242,565)
	TOTAL REVENUE TYPE	327,031	8,880	335,911	515,000	(179,089)
	DEPARTMENT OF EMPLOYMENT & TRAINING					
14-474	OFFICE OF WORKFORCE DEVELOPMENT	206,207	-	206,207	206,207	-
	SUBTOTAL 14	206,207	-	206,207	206,207	-
	REVENUE BY TYPE					
	INTERGOVERNMENTAL RECEIPTS	-	-	-	-	-
	TAXES	-	-	-	-	-
	GAMING REVENUE	-	-	-	-	-
	USE OF MONEY AND PROPERTY	-	-	-	-	-
	LICENSES, PERMITS AND FEES	-	-	-	-	-
	SALES OF COMMODITIES AND SERVICES	-	-	-	-	-
	OTHER RECEIPTS	206,207	-	206,207	206,207	-
	TOTAL REVENUE TYPE	206,207	-	206,207	206,207	-
	DEPARTMENT OF WILDLIFE AND FISHERIES					
16-512	OFFICE OF THE SECRETARY	46,906	-	46,906	-	46,906
	SUBTOTAL 16	46,906	-	46,906	-	46,906
	REVENUE BY TYPE					
	INTERGOVERNMENTAL RECEIPTS	-	-	-	-	-
	TAXES	-	-	-	-	-
	GAMING REVENUE	-	-	-	-	-
	USE OF MONEY AND PROPERTY	-	-	-	-	-
	LICENSES, PERMITS AND FEES	46,906	-	46,906	-	46,906
	SALES OF COMMODITIES AND SERVICES	-	-	-	-	-
	OTHER RECEIPTS	-	-	-	-	-
	TOTAL REVENUE TYPE	46,906	-	46,906	-	46,906
	DEPARTMENT OF CIVIL SERVICE					
17-560	LOUISIANA CIVIL SERVICE	374,531	-	374,531	425,879	(51,348)
17-562	ETHICS COMMISSION	110,769	-	110,769	112,764	(1,995)
17-563	STATE POLICE COMMISSION CIVIL SERVICE	9,749	-	9,749	1,250	8,499
17-564	DIVISION OF ADMINISTRATION	-	557	557	28,000	(27,443)
	SUBTOTAL 17	495,049	557	495,606	567,893	(72,287)

STATE OF LOUISIANA
 ACTUAL RECEIPTS & BUDGET COMPARISON
 SELF GENERATED
 BOND SECURITY AND GENERAL FUND
 FISCAL YEAR 2002-03

SCHEDULE NUMBER	BUDGET UNIT NAME	ACTUAL RECEIPTS SELF-GENERATED	RECEIVABLES SELF-GENERATED	TOTAL SELF-GENERATED	FINAL BUDGET SELF-GENERATED	VARIANCE (UNFAVORABLE)
	REVENUE BY TYPE					
	INTERGOVERNMENTAL RECEIPTS	-	-	-	-	-
	TAXES	-	-	-	-	-
	GAMING REVENUE	-	-	-	-	-
	USE OF MONEY AND PROPERTY	-	-	-	-	-
	LICENSES, PERMITS AND FEES	-	-	-	-	-
	SALES OF COMMODITIES AND SERVICES	-	-	-	-	-
	OTHER RECEIPTS	495,049	557	495,606	567,893	(72,287)
	TOTAL REVENUE TYPE	495,049	557	495,606	567,893	(72,287)
	DEPARTMENT OF EDUCATION-ADMINISTRATION					
19-653	LA SCHOOL FOR THE DEAF	63,966	7,292	71,258	122,014	(50,756)
19-655	LA SPECIAL EDUCATION CENTER	5,478	2,520	7,998	10,000	(2,002)
19-657	LA SCHOOL FOR THE MATH, SCIENCE, AND ARTS	290,619	440	291,059	340,616	(49,557)
19-661	OFFICE OF STUDENT FINANCIAL ASSISTANCE	8,953	-	8,953	20,864	(11,911)
19-662	LA EDUCATIONAL TELEVISION AUTHORITY	560,793	27,904	588,697	590,000	(1,303)
19-663	C. O. D. O. F. I. L.	-	-	-	-	-
19-666	BOARD OF ELEMENTARY AND SECONDARY ED	10,540	-	10,540	5,000	5,540
19-672	LA SYSTEMIC INITIATIVE PROGRAM	6,166	-	6,166	15,000	(8,834)
19-673	NEW ORLEANS CENTER FOR CREATIVE ARTS	248,829	-	248,829	75,000	173,829
19-674	LA UNIVERISTY MARINE CONSORTIUM	-	26,861	26,861	700,000	(673,139)
19-678	MANAGEMENT AND FINANCE	1,995,921	(7,776)	1,988,145	3,170,351	(1,182,206)
	SUBTOTAL 19	3,191,265	57,241	3,248,506	5,048,845	(1,800,339)
	REVENUE BY TYPE					
	INTERGOVERNMENTAL RECEIPTS	8,020	-	8,020	-	8,020
	TAXES	-	-	-	-	-
	GAMING REVENUE	-	-	-	-	-
	USE OF MONEY AND PROPERTY	1,935	-	1,935	-	1,935
	LICENSES, PERMITS AND FEES	-	-	-	6,450	(6,450)
	SALES OF COMMODITIES AND SERVICES	279,754	19,122	298,876	745,000	(446,124)
	OTHER RECEIPTS	2,901,556	38,119	2,939,675	4,297,395	(1,357,720)
	TOTAL REVENUE TYPE	3,191,265	57,241	3,248,506	5,048,845	(1,800,339)
	OTHER APPROPRIATIONS					
20-922	DEBT SERVICE	-	-	-	-	-
20-954	SPECIAL ACT-LEGISLATIVE AUDITORS	-	-	-	-	-
20-800	GROUP BENEFITS	673,864,318	18,977,287	692,841,605	823,615,546	(130,773,941)
20-804	RISK MANAGEMENT	52,415,506	3,182,487	55,597,993	158,581,579	(102,983,586)
20-977	DOA-DEBT SERVICE AND MAINTENANCE	-	-	-	6,638	(6,638)
20-940	EMERGENCY MEDICAL SERVICES	-	-	-	150,000	(150,000)
	SUBTOTAL 20	726,279,824	22,159,774	748,439,598	982,353,763	(233,914,165)
	REVENUE BY TYPE					
	INTERGOVERNMENTAL RECEIPTS	-	-	-	-	-
	TAXES	-	-	-	-	-
	GAMING REVENUE	-	-	-	-	-
	USE OF MONEY AND PROPERTY	2,059,041	-	2,059,041	-	2,059,041
	LICENSES, PERMITS AND FEES	-	-	-	-	-
	SALES OF COMMODITIES AND SERVICES	724,216,312	22,159,774	746,376,086	982,203,763	(235,827,677)
	OTHER RECEIPTS	4,471	-	4,471	150,000	(145,529)
	TOTAL REVENUE TYPE	726,279,824	22,159,774	748,439,598	982,353,763	(233,914,165)
	TOTAL FOR BOND SECURITY	1,167,518,450	21,388,559	1,188,907,009	1,522,694,983	(333,787,974)
	TOTAL REVENUE BY TYPE BSRF					
	INTERGOVERNMENTAL RECEIPTS	4,264,095	224,026	4,488,121	3,824,892	663,229
	TAXES	320,664	(1,538)	319,126	-	319,126
	GAMING REVENUE	4,546,995	96,331	4,643,326	-	4,643,326
	USE OF MONEY AND PROPERTY	5,705,981	77,255	5,783,236	2,696,757	3,086,479
	LICENSES, PERMITS AND FEES	186,117,311	2,016,630	188,133,941	78,490,769	109,643,172
	SALES OF COMMODITIES AND SERVICES	764,125,529	27,593,048	791,718,577	1,008,232,840	(216,514,263)
	OTHER RECEIPTS	202,437,875	(8,617,193)	193,820,682	429,449,725	(235,629,043)
	TOTAL REVENUE TYPE FOR BOND SECURITY	1,167,518,450	21,388,559	1,188,907,009	1,522,694,983	(333,787,974)
	GENERAL FUND					
04-147	SUPREME COURT AND COURTS OF APPEALS	2,257,897	91,306	2,349,203	-	2,349,203
07-276	STATE TREASURER	25,788,553	-	25,788,553	-	25,788,553
20-804	CRESCENT CITY CONNECTION	6,046,431	7,727	6,054,158	-	6,054,158
	RISK MANAGEMENT	23,697	-	23,697	-	23,697

STATE OF LOUISIANA
 ACTUAL RECEIPTS & BUDGET COMPARISON
 SELF GENERATED
 BOND SECURITY AND GENERAL FUND
 FISCAL YEAR 2002-03

SCHEDULE NUMBER	BUDGET UNIT NAME	ACTUAL RECEIPTS SELF-GENERATED	RECEIVABLES SELF-GENERATED	TOTAL SELF-GENERATED	FINAL BUDGET SELF-GENERATED	VARIANCE (UNFAVORABLE)
19-662	LA EDUCATIONAL TELEVISION AUTHORITY	4,647,603	799,763	5,447,366	-	5,447,366
20-960	LEGISLATIVE BUDGETARY CONTROL	536,331	-	536,331	-	536,331
08-420	OFFICE OF MOTOR VEHICLES	5,000,000	300,000	5,300,000	-	5,300,000
09-306	DHH MEDICAL VENDOR PAYMENTS	17,318,639	-	17,318,639	-	17,318,639
	SENATE	202,402	-	202,402	-	202,402
20-954	LEGISLATIVE AUDITORS	3,085,783	144,467	3,230,250	-	3,230,250
20-955	HOUSE OF REPRESENTATIVES	486,850	61,626	548,476	-	548,476
	TOTAL FOR GENERAL FUND	<u>65,394,186</u>	<u>1,404,889</u>	<u>66,799,075</u>	<u>-</u>	<u>66,799,075</u>
	REVENUE BY TYPE FOR GENERAL FUND					
	INTERGOVERNMENTAL RECEIPTS	-	-	-	-	-
	TAXES	-	-	-	-	-
	GAMING REVENUE	-	-	-	-	-
	USE OF MONEY AND PROPERTY	25,788,553	-	25,788,553	-	25,788,553
	LICENSES, PERMITS AND FEES	-	-	-	-	-
	SALES OF COMMODITIES AND SERVICES	-	-	-	-	-
	OTHER RECEIPTS	<u>39,605,633</u>	<u>1,404,889</u>	<u>41,010,522</u>	<u>-</u>	<u>41,010,522</u>
	TOTAL REVENUE BY TYPE GENERAL FUND	<u>65,394,186</u>	<u>1,404,889</u>	<u>66,799,075</u>	<u>-</u>	<u>66,799,075</u>
	GRAND TOTAL	<u>\$ 1,232,912,636</u>	<u>\$ 22,793,448</u>	<u>\$ 1,255,706,084</u>	<u>\$ 1,522,694,983</u>	<u>\$ (266,988,899)</u>

STATE OF LOUISIANA
ACTUAL RECEIPTS
INA (BOND SECURITY & REDEMPTION FUND ONLY)
FISCAL YEAR 2002-03

SCHEDULE NUMBER	BUDGET UNIT NAME	ACTUAL INA	ACCOUNTS RECEIVABLE INA	TOTAL INA	FINAL INA BUDGET	VARIANCE (UNFAVORABLE)
01-100	OFFICE OF THE GOVERNOR					
	EXECUTIVE OFFICE	\$ 319,718	\$ 7	\$ 319,725	\$	
01-103	MENTAL HEALTH ADVOCACY SERVICE	75	-	75		
01-107	DIVISION OF ADMINISTRATION	438,343	(39)	438,304		
01-113	WORKFORCE COMMISSION OFFICE	2,725	12	2,737		
01-114	OFFICE OF WOMEN SERVICES	211,597	-	211,597		
01-129	LA COMMISSION ON LAW ENFORCEMENT	12,531	1	12,532		
01-131	LA WAR VETERANS CENTER	7	-	7		
01-133	OFFICE OF ELDERLY AFFAIRS	84,512	130	84,642		
01-254	LOUISIANA RACING COMMISSION	3,346	1,917	5,263		
01-255	OFFICE OF FINANCIAL INSTITUTIONS	597,789	-	597,789		
	SUBTOTAL 01	1,670,643	2,028	1,672,671		
	ELECTED OFFICIALS					
04-139	SECRETARY OF STATE	5,125	-	5,125		
04-141	ATTORNEY GENERAL	247,528	17,555	265,083		
04-144	COMMISSIONER OF ELECTIONS	874,584	98,444	973,028		
04-147	OFFICE OF THE STATE TREASURER	1,504	(538)	966		
04-160	DEPT OF AGRICULTURE	2,001	-	2,001		
04-165	COMMISSIONER OF INSURANCE	58,042	-	58,042		
	SUBTOTAL 04	1,188,784	115,461	1,304,245		
	ECONOMIC DEVELOPMENT					
05-251	OFFICE OF THE SECRETARY	108	-	108		
05-252	OFFICE OF ECONOMIC DEVELOPMENT	24,243	-	24,243		
	SUBTOTAL 05	24,351	-	24,351		
	CULTURE, RECREATION, AND TOURISM					
06-261	OFFICE OF THE SECRETARY	331	-	331		
06-262	OFFICE OF STATE LIBRARY	835	174	1,009		
06-263	OFFICE OF STATE MUSEUM	2,465	-	2,465		
06-264	OFFICE OF STATE PARKS	5,392	47	5,439		
06-265	OFFICE OF CULTURAL DEVELOPMENT	4,648	-	4,648		
06-267	OFFICE OF TOURISM	12	-	12		
	SUBTOTAL 06	13,683	221	13,904		
	TRANSPORTATION AND DEVELOPMENT					
07-276	OFFICE OF ENGINEERING	19,440	1,705	21,145		
	SUBTOTAL 07	19,440	1,705	21,145		
	DEPARTMENT OF PUBLIC SAFETY					
08-418	ADMINISTRATIVE	6,180	-	6,180		
08-419	OFFICE OF STATE POLICE	3,128	-	3,128		
08-420	OFFICE OF MOTOR VEHICLES	2,608	-	2,608		
08-421	OFFICE OF LEGAL AFFAIRS	80	-	80		
08-422	STATE FIRE MARSHALL	16,355	-	16,355		
08-423	LA GAMING CONTROL BOARD	5,550,000	-	5,550,000		
	SUBTOTAL 08 PUBLIC SAFETY	5,578,351	-	5,578,351		
	DEPARTMENT OF CORRECTIONS					
08-400	ADMINISTRATIVE	29,593	4,706	34,299		
08-402	LA STATE PENITENTIARY	176,568	20	176,588		
08-403	OFFICE OF YOUTH DEVELOPMENT	93,260	77,345	170,605		
08-405	AVOYELLES CORRECTIONAL FACILITY	6,411	-	6,411		
08-406	LA CORRECTION INSTITUTE FOR WOMEN	3,726	633	4,359		
08-407	WINN CORRECTIONAL CENTER	26,271	1,679	27,950		
08-408	ALLEN CORRECTIONAL CENTER	481	-	481		
08-409	DIXON CORRECTIONAL CENTER	7,227	-	7,227		
09-412	WORK TRAINING FACILITY-NORTH	2,424	-	2,424		
08-413	E. HUNT CORRECTIONAL CENTER	17,998	101,386	119,384		
08-414	WADE CORRECTIONAL CENTER	9,772	-	9,772		
08-415	ADULT PROBATION AND PAROLE	16,847	-	16,847		
08-451	SHERIFF'S HOUSING OF STATE INMATES	5,060	-	5,060		

STATE OF LOUISIANA
 ACTUAL RECEIPTS
 INA (BOND SECURITY & REDEMPTION FUND ONLY)
 FISCAL YEAR 2002-03

SCHEDULE NUMBER	BUDGET UNIT NAME	ACTUAL INA	ACCOUNTS RECEIVABLE INA	TOTAL INA	FINAL INA BUDGET	VARIANCE (UNFAVORABLE)
	SUBTOTAL 08 CORRECTIONS	395,638	185,769	581,407		
	SUBTOTAL 08	5,973,989	185,769	6,159,758		
	HEALTH AND HUMAN RESOURCES					
09-305	MEDICAL VENDOR ADMINISTRATION	75,321	-	75,321		
09-302	CAPITAL AREA HUMAN SERVICE DISTRICT	3,812	252	4,064		
09-306	MEDICAL VENDOR PAYMENTS	31,902	-	31,902		
09-307	OFFICE OF THE SECRETARY	78,617	11,532	90,149		
09-311	NEW ORLEANS REHABILITATION CENTER	26	3	29		
09-319	VILLA FELICIANA CHRONIC DISEASE	772	-	772		
09-326	OFFICE OF PUBLIC HEALTH	75,405	39	75,444		
09-330	OFFICE OF MENTAL HEALTH	163,794	-	163,794		
09-331	CENTRAL LA STATE HOSPITAL	101,979	5,594	107,573		
09-332	EAST LA STATE HOSPITAL	16,176	3,830	20,006		
09-333	SOUTHEAST LA STATE HOSPITAL	76,413	2,184	78,597		
09-340	OFFICE OF MENTAL RETARDATION	13,792	-	13,792		
09-342	METROPOLITAN DEVELOPMENTAL CENTER	7,497	-	7,497		
09-343	COLUMBIA DEVELOPMENTAL CENTER	3,339	-	3,339		
09-344	HAMMOND DEVELOPMENTAL CENTER	18,940	1,100	20,040		
09-346	NORTHWEST DEVELOPMENTAL CENTER	75	-	75		
09-347	PINECREST DEVELOPMENTAL CENTER	115,646	4,020	119,666		
09-348	RUSTON DEVELOPMENTAL CENTER	965	111	1,076		
09-349	SOUTHWEST DEVELOPMENTAL CENTER	1,631	59	1,690		
09-351	OFFICE OF SUBSTANCE ABUSE	35,380	52	35,432		
	SUBTOTAL 09	821,482	28,776	850,258		
	DEPARTMENT OF SOCIAL SERVICES					
10-355	OFFICE OF FAMILY SUPPORT	424,738	869,713	1,294,451		
10-357	OFFICE OF THE SECRETARY	45,233	29,084	74,317		
10-370	OFFICE OF COMMUNITY SERVICES	340,510	12,042	352,552		
10-374	REHABILITATION SERVICES	25,219	233	25,452		
	SUBTOTAL 10	835,700	911,072	1,746,772		
	NATURAL RESOURCES					
11-431	OFFICE OF THE SECRETARY	3,890	-	3,890		
	SUBTOTAL 11	3,890	-	3,890		
	REVENUE AND TAXATION					
12-440	OFFICE OF REVENUE	16,887	24,362	41,249		
	SUBTOTAL 12	16,887	24,362	41,249		
	DEPT. OF ENVIRONMENTAL QUALITY					
13-850	OFFICE OF THE SECRETARY	5,060	2,700	7,760		
13-851	OFFICE OF ENVIRONMENTAL COMPLIANCE	178	-	178		
13-852	OFFICE OF ENVIRONMENTAL SERVICES	794	-	794		
13-853	OFFICE OF ENVIRONMENTAL ASSESSMENT	2	-	2		
13-855	MANAGEMENT AND FINANCE	68	-	68		
	SUBTOTAL 13	6,102	2,700	8,802		
	DEPARTMENT OF EMPLOYMENT & TRAINING					
14-474	OFFICE OF WORKFORCE DEVELOPMENT	78	-	78		
	SUBTOTAL 14	78	-	78		
	DEPARTMENT OF WILDLIFE & FISHERIES					
16-512	OFFICE OF THE SECRETARY	1,367	-	1,367		
16-513	OFFICE OF WILDLIFE	53	-	53		
	SUBTOTAL 16	1,420	-	1,420		
	DEPARTMENT OF CIVIL SERVICE					
17-560	CIVIL SERVICE	71	-	71		
17-562	ETHICS COMMISSION	303,753	23,110	326,863		


STATE OF LOUISIANA
 ACTUAL RECEIPTS
 INA (BOND SECURITY & REDEMPTION FUND ONLY)
 FISCAL YEAR 2002-03

SCHEDULE NUMBER	BUDGET UNIT NAME	ACTUAL INA	ACCOUNTS RECEIVABLE INA	TOTAL INA	FINAL INA BUDGET	VARIANCE (UNFAVORABLE)
17-564	DIVISION OF ADMINISTATIVE LAW	8,891	-	8,891		
	SUBTOTAL 17	<u>312,715</u>	<u>23,110</u>	<u>335,825</u>		
	DEPARTMENT OF EDUCATION-ADMIN					
VARIOUS	COLLEGES & VO-TECH INA	257,904	12,016	269,920		
19-651	LA SCHOOL FOR THE VISUALLY IMPAIRED	8,388	-	8,388		
19-653	LA SCHOOL FOR THE DEAF	103	65	168		
19-657	LA SCHOOL FOR THE MATH, SCIENCE, & ART	13,194	-	13,194		
19-661	OFFICE OF STUDENT FINANCIAL ASSIST.	105,587	1,098	106,685		
19-662	LA EDUCATIONAL TELEVISION AUTHORITY	905	-	905		
19-678	MANAGEMENT AND FINANCE	34,875	97	34,972		
19-681	SUBGRANTEE ASSISTANCE	287,968	-	287,968		
19-699	SPECIAL SCHOOL DISTRICTS	2,329	776	3,105		
	SUBTOTAL 19	<u>711,253</u>	<u>14,052</u>	<u>725,305</u>		
	OTHER APPROPRIATIONS					
02-954	LEGISLATIVE AUDITORS	1,489	-	1,489		
20-966	SUPPLE. PAY. TO LAW ENFORCEMENT	10,613	-	10,613		
	SUBTOTAL 20	<u>12,102</u>	<u>-</u>	<u>12,102</u>		
	GRAND TOTAL	<u>\$ 11,612,519</u>	<u>\$ 1,309,256</u>	<u>\$ 12,921,775</u>	<u>\$ 34,800,000</u>	<u>\$ (21,878,225)</u>

The budget for INA can not be distributed by agency.
 The budget is in the State Treasury's Office as per the Revenue Estimating Conference.

GAAP RECONCILIATION FOR BOND
 SECURITY AND REDEMPTION FUND

MAJOR STATE REVENUE	\$ 8,276,977,448
SELF-GENERATED REVENUE	1,188,907,009
INA REVENUE	12,921,775
INTERAGENCY RECEIPTS-TRUE REVENUE	<u>56,816,506</u>
GAAP BASIS (CAFR page)	<u>\$ 9,535,622,738</u>



STATE OF LOUISIANA
SUMMARY OF ALL REVENUE ALL FUNDS BY ORGANIZATION AND TYPE
FOR THE YEAR JUNE 30, 2003

BUDGET UNITS	NAME OF DEPARTMENT	ACTUAL RECEIPTS	ACCOUNTS RECEIVABLE	TOTAL RECEIPTS
01	OFFICE OF THE GOVERNOR	\$ 433,604,084	\$ 14,652,980	\$ 448,257,064
02	LEGISLATIVE DEPARTMENT	7,389,410	91,306	7,480,716
03	JUDICIARY DEPARTMENT	4,312,855	206,093	4,518,948
04	ELECTED STATE OFFICIALS	734,573,425	48,667,818	783,241,243
05	ECONOMIC DEVELOPMENT	10,500,773	27,816	10,528,589
06	DEPARTMENT OF CULTURE, RECREATION AND TOURISM	10,966,692	351,294	11,317,986
07	DEPARTMENT OF TRANSPORTATION AND DEVELOPMENT	54,354,846	5,752,816	60,107,662
08	DEPARTMENT OF PUBLIC SAFETY AND CORRECTIONS	1,114,779,564	46,215,154	1,160,994,718
09	DEPARTMENT OF HEALTH AND HUMAN RESOURCES	3,742,096,055	322,490,279	4,064,586,334
10	DEPARTMENT OF SOCIAL SERVICES	1,231,634,348	101,019,589	1,332,653,937
11	DEPARTMENT OF NATURAL RESOURCES	300,390,960	126,894,129	427,285,089
12	DEPARTMENT OF REVENUE AND TAXATION	5,196,266,021	473,459,363	5,669,725,384
13	DEPARTMENT OF ENVIRONMENTAL QUALITY	91,217,917	3,215,011	94,432,928
14	DEPARTMENT OF EMPLOYMENT AND TRAINING	180,388,586	9,534,718	189,923,304
16	DEPARTMENT OF WILDLIFE AND FISHERIES	44,757,056	1,419,482	46,176,538
17	DEPARTMENT OF CIVIL SERVICE	2,982,258	23,667	3,005,925
19A	DEPARTMENT OF EDUCATION-ADMINISTRATION	684,067,177	117,142,233	801,209,410
20	OTHER APPROPRIATIONS	731,276,498	22,476,912	753,753,410
	SUBTOTAL GENERAL FUND AND BOND SECURITY	14,575,558,525	1,293,640,660	15,869,199,185
21	SPECIAL REVENUE	757,764,000	20,647,000	778,411,000
23	DEBT SERVICE	40,796,000	15,998,000	56,794,000
24	CAPITAL OUTLAY	47,202,000	1,585,000	48,787,000
26	PERMANENT TRUST FUNDS	70,449,000	44,000	70,493,000
	SUBTOTAL OTHER GOVERNMENTAL FUND TYPES	916,211,000	38,274,000	954,485,000
	SUBTOTAL PRIMARY GOVERNMENT	15,491,769,525	1,331,914,660	16,823,684,185
25	INTERNAL SERVICE FUNDS	57,561,000	7,063,000	64,624,000
22	ENTERPRISE FUNDS	664,493,000	61,712,000	726,205,000
27	PRIVATE PURPOSE TRUST FUNDS	16,515,000	4,000	16,519,000
28	PENSIONS AND INVESTMENT TRUST FUND	1,284,709,000	466,364,000	1,751,073,000
	SUBTOTAL PROPRIETARY AND SIMILAR TRUST	2,023,278,000	535,143,000	2,558,421,000
	TOTAL REVENUES AND RECEIPTS	\$ 17,515,047,525	\$ 1,867,057,660	\$ 19,382,105,185
	COMPONENT UNITS:			
	ALL FUND TYPES	2,800,697,000	338,049,000	3,138,746,000
	TOTAL COMPONENT UNITS	\$ 2,800,697,000	\$ 338,049,000	\$ 3,138,746,000
	GENERAL FUND AND BOND SECURITY:			
	INTERGOVERNMENTAL RECEIPTS	\$ 5,722,892,977	\$ 554,910,289	\$ 6,277,803,266
	TAXES	5,634,411,030	528,719,292	6,163,130,322
	GAMING	551,852,551	30,942,813	582,795,364
	TOBACCO SETTLEMENT	66,233,705	-	66,233,705
	USE OF MONEY AND PROPERTY	512,269,901	92,027,850	604,297,751
	LICENSES, PERMITS, AND FEES	489,155,401	12,306,750	501,462,151
	SALES OF COMMODITIES AND SERVICES	880,047,593	30,646,277	910,693,870
	OTHER RECEIPTS	718,695,367	44,087,389	762,782,756
	SUBTOTAL GENERAL FUND AND BOND SECURITY	14,575,558,525	1,293,640,660	15,869,199,185
	GOVERNMENTAL FUND:			
	INTERGOVERNMENTAL RECEIPTS	544,676,000	1,585,000	546,261,000
	TAXES	92,628,000	36,645,000	129,273,000
	USE OF MONEY AND PROPERTY	222,891,000	44,000	222,935,000
	LICENSES, PERMITS, AND FEES	45,134,000	-	45,134,000
	SALES OF COMMODITIES AND SERVICES	25,000	-	25,000
	OTHER RECEIPTS	10,857,000	-	10,857,000
	SUBTOTAL OTHER GOVERNMENTAL FUND TYPES	916,211,000	38,274,000	954,485,000

STATE OF LOUISIANA
SUMMARY OF ALL REVENUE ALL FUNDS BY ORGANIZATION AND TYPE
FOR THE YEAR JUNE 30, 2003

BUDGET UNITS	NAME OF DEPARTMENT	ACTUAL RECEIPTS	ACCOUNTS RECEIVABLE	TOTAL RECEIPTS
	SUBTOTAL PRIMARY GOVERNMENT	<u>15,491,769,525</u>	<u>1,331,914,660</u>	<u>16,823,684,185</u>
	PROPRIETARY AND SIMILAR TRUST:			
	INTERGOVERNMENTAL RECEIPTS	70,249,000	-	70,249,000
	USE OF MONEY AND PROPERTY	294,872,000	322,796,000	617,668,000
	LICENSES, PERMITS, AND FEES	18,795,000	-	18,795,000
	SALES OF COMMODITIES AND SERVICES	351,600,000	68,775,000	420,375,000
	OTHER RECEIPTS	<u>1,287,762,000</u>	<u>143,572,000</u>	<u>1,431,334,000</u>
	SUBTOTAL PROPRIETARY AND SIMILAR TRUST	<u>2,023,278,000</u>	<u>535,143,000</u>	<u>2,558,421,000</u>
	TOTAL REVENUES AND RECEIPTS	<u>\$ 17,515,047,525</u>	<u>\$ 1,867,057,660</u>	<u>\$ 19,382,105,185</u>

STATE OF LOUISIANA
SCHEDULE OF REVENUES BY
ORGANIZATION AND TYPE
FOR THE YEAR ENDED JUNE 30, 2003

SCHEDULE NUMBER	BUDGET UNIT NAME	ACTUAL	RECEIVABLE	TOTAL REVENUE
	OFFICE OF THE GOVERNOR			
01-100	EXECUTIVE OFFICE	\$ 4,098,816	\$ 580,574	\$ 4,679,390
01-101	OFFICE OF INDIAN AFFAIRS	1,877,894	766,690	2,644,584
01-103	MENTAL HEALTH ADVOCACY SERVICE	75	-	75
01-105	LOUISIANA MANUFACTURED HOUSING COMMISSION	338,155	-	338,155
01-107	DIVISION OF ADMINISTRATION	62,668,553	921,851	63,590,404
01-108	PATIENT'S COMPENSATION FUND OVERSIGHT BOARD	110,446,364	2,990,630	113,436,994
01-112	DEPARTMENT OF MILITARY AFFAIRS	172,388,132	5,692,876	178,081,008
01-113	OFFICE OF LIFELONG LEARNING	414,691	39,929	454,620
01-114	OFFICE OF WOMEN'S SERVICES	1,850,099	229,803	2,079,902
01-126	BOARD OF TAX APPEALS	23,018	-	23,018
01-129	LOUISIANA COMMISSION ON LAW ENFORCEMENT	24,785,787	2,127,714	26,913,501
01-130	DEPARTMENT OF VETERANS AFFAIRS	695,396	15,261	710,657
01-131	WAR VETERANS' CENTER	5,517,838	470,676	5,988,514
01-132	NORTHEAST LA WAR VETERANS HOME	4,928,325	235,027	5,163,352
01-133	OFFICE OF ELDERLY AFFAIRS	19,691,950	296,117	19,988,067
01-254	LOUISIANA RACING COMMISSION	5,688,908	249,180	5,938,088
01-255	OFFICE OF FINANCIAL INSTITUTIONS	16,819,667	37,962	16,857,629
01-259	LOUISIANA STATE BOARD OF COSMETOLOGY	1,370,416	(1,310)	1,369,106
	SUBTOTAL 01	433,604,084	14,652,980	448,257,064
	REVENUE BY TYPE			
	INTERGOVERNMENTAL RECEIPTS	268,599,648	10,278,091	278,877,739
	GAMING REVENUES	4,546,995	96,331	4,643,326
	USE OF MONEY AND PROPERTY	1,308,718	(192,533)	1,116,185
	LICENSES, PERMITS AND FEES	18,695,237	168,706	18,863,943
	SALE OF SERVICE & COMMODITIES	125,453,089	3,000,875	128,453,964
	OTHER RECEIPTS	15,000,397	1,301,510	16,301,907
	TOTAL REVENUE BY TYPE	433,604,084	14,652,980	448,257,064
	LEGISLATIVE DEPARTMENT			
20-954	LEGISLATIVE AUDITORS	3,289,674	144,467	3,434,141
20-955	HOUSE OF REPRESENTATIVES and SENATE	486,850	61,626	548,476
20-960	LEGISLATIVE BUDGETARY CONTROL COUNCIL	536,331	-	536,331
	SUBTOTAL 02	4,312,855	206,093	4,518,948
	REVENUE BY TYPE			
	OTHER RECEIPTS	4,312,855	206,093	4,518,948
	TOTAL REVENUE BY TYPE	4,312,855	206,093	4,518,948
	JUDICIARY DEPARTMENT			
	JUDICIARY	5,131,513	20,022	5,151,535
	COURTS	2,257,897	71,284	2,329,181
	SUBTOTAL 03	7,389,410	91,306	7,480,716
	REVENUE BY TYPE			
	LICENSES, PERMITS AND FEES	5,131,513	-	5,131,513
	OTHER RECEIPTS	2,257,897	91,306	2,349,203
	TOTAL REVENUE BY TYPE	7,389,410	91,306	7,480,716
	ELECTED OFFICIALS			
04-139	SECRETARY OF STATE	10,731,203	299,231	11,030,434
04-141	ATTORNEY GENERAL	3,594,725	420,476	4,015,201
04-144	COMMISSIONER OF ELECTIONS	3,338,111	754,864	4,092,975

STATE OF LOUISIANA
SCHEDULE OF REVENUES BY
ORGANIZATION AND TYPE
FOR THE YEAR ENDED JUNE 30, 2003

SCHEDULE NUMBER	BUDGET UNIT NAME	ACTUAL	RECEIVABLE	TOTAL REVENUE
04-146	LIEUTENANT GOVERNOR	2,035,449	416,949	2,452,398
04-147	OFFICE OF STATE TREASURER	496,719,031	12,959,870	509,678,901
04-158	PUBLIC SERVICE COMMISSION	8,833,676	34,040	8,867,716
04-160	AGRICULTURE-MANAGEMENT & FINANCE	32,250,176	2,350,071	34,600,247
04-165	COMMISSIONER OF INSURANCE	177,071,054	31,432,317	208,503,371
	SUBTOTAL 04	734,573,425	48,667,818	783,241,243
	REVENUE BY TYPE			
	INTERGOVERNMENTAL RECEIPTS	15,442,461	2,523,359	17,965,820
	TAXES	231,897,006	36,768,191	268,665,197
	TOBACCO SETTLEMENT	66,233,705	-	66,233,705
	USE OF MONEY AND PROPERTY	280,024,590	8,639,579	288,664,169
	LICENSES, PERMITS AND FEES	66,578,947	(1,336,628)	65,242,319
	SALE OF SERVICE & COMMODITIES	4,511,478	121,291	4,632,769
	OTHER RECEIPTS	69,885,238	1,952,026	71,837,264
	TOTAL REVENUE BY TYPE	734,573,425	48,667,818	783,241,243
	ECONOMIC DEVELOPMENT			
05-251	OFFICE OF THE SECRETARY	192,869	-	192,869
05-252	OFFICE OF COMMERCE AND INDUSTRY	10,307,904	27,816	10,335,720
	SUBTOTAL 05	10,500,773	27,816	10,528,589
	REVENUE BY TYPE			
	INTERGOVERNMENTAL RECEIPTS	16,769	9,301	26,070
	USE OF MONEY AND PROPERTY	941,154	1,989	943,143
	LICENSES, PERMITS AND FEES	980,589	(8,474)	972,115
	OTHER RECEIPTS	8,562,261	25,000	8,587,261
	TOTAL REVENUE BY TYPE	10,500,773	27,816	10,528,589
	CULTURE, RECREATION AND TOURISM			
06-261	OFFICE OF THE SECRETARY	981,537	-	981,537
06-262	OFFICE OF THE STATE LIBRARY	2,783,285	42,719	2,826,004
06-263	OFFICE OF STATE MUSEUM	535,098	7,813	542,911
06-264	OFFICE OF PARKS AND FACILITIES	5,474,273	109,326	5,583,599
06-265	OFFICE OF PROGRAM DEVELOPMENT	1,192,418	191,436	1,383,854
06-267	OFFICE OF TOURISM	81	-	81
	SUBTOTAL 06	10,966,692	351,294	11,317,986
	REVENUE BY TYPE			
	INTERGOVERNMENTAL RECEIPTS	5,938,981	232,753	6,171,734
	TAXES	(269,890)	(44,865)	(314,755)
	USE OF MONEY AND PROPERTY	79,737	(1,447)	78,290
	LICENSES, PERMITS, & FEES	4,965,804	206,060	5,171,864
	SALE OF SERVICES & COMMODITIES	83,088	(42,511)	40,577
	OTHER RECEIPTS	168,972	1,304	170,276
	TOTAL REVENUE BY TYPE	10,966,692	351,294	11,317,986
	TRANSPORTATION AND DEVELOPMENT			
07-273	MANAGEMENT AND FINANCE	2,208,385	568,748	2,777,133
07-275	PUBLIC WORKS	5,648,864	1,212,114	6,860,978
07-276	OFFICE OF ENGINEERING	46,497,597	3,971,954	50,469,551
	SUBTOTAL 07	54,354,846	5,752,816	60,107,662

**STATE OF LOUISIANA
SCHEDULE OF REVENUES BY
ORGANIZATION AND TYPE
FOR THE YEAR ENDED JUNE 30, 2003**

SCHEDULE NUMBER	BUDGET UNIT NAME	ACTUAL	RECEIVABLE	TOTAL REVENUE
	REVENUE BY TYPE			
	INTERGOVERNMENTAL RECEIPTS	4,473,462	2,212,549	6,686,011
	USE OF MONEY AND PROPERTY	544,178	35,195	579,373
	LICENSES, PERMITS, & FEES	14,796,725	1,228,258	16,024,983
	SALE OF SERVICES & COMMODITIES	7,942,805	81,101	8,023,906
	OTHER RECEIPTS	26,597,676	2,195,713	28,793,389
	TOTAL REVENUE BY TYPE	54,354,846	5,752,816	60,107,662
	DEPARTMENT OF PUBLIC SAFETY AND CORRECTIONS			
08-418	PUBLIC SAFETY-MANAGEMENT AND FINANCE	1,134,146	101,249	1,235,395
08-419	OFFICE OF STATE POLICE	537,903,226	16,396,219	554,299,445
08-420	OFFICE OF MOTOR VEHICLE	453,812,805	27,413,112	481,225,917
08-421	OFFICE OF LEGAL AFFAIRS	742	-	742
08-422	OFFICE OF STATE FIRE MARSHAL	4,020,759	363,418	4,384,177
08-423	LOUISIANA GAMING CONTROL BOARD	65,203,249	(82,131)	65,121,118
08-424	LIQUEFIED PETROLEUM GAS COMMISSION	870,421	2,513	872,934
08-425	LOUISIANA HIGHWAY SAFETY COMMISSION	9,115,703	528,939	9,644,642
08-400	CORRECTIONS-ADMINISTRATIVE	5,417,036	371,802	5,788,838
08-401	C. PAUL PHELPS CORRECTIONAL CTR	1,095,973	14,504	1,110,477
08-402	LOUISIANA STATE PENITENTIARY	6,604,672	122,791	6,727,463
08-403	OFFICE OF YOUTH DEVELOPMENT	2,205,121	271,467	2,476,588
08-405	AVOYELLES CORRECTIONAL FACILITY	1,777,043	34,122	1,811,165
08-406	LOUISIANA CORRECTIONAL INSTITUTE FOR WOMEN	1,220,835	18,533	1,239,368
08-407	WINN CORRECTIONAL CENTER	26,271	1,679	27,950
08-408	ALLEN CORRECTIONAL CENTER	481	-	481
08-409	DIXON CORRECTIONAL INSTITUTE	2,334,102	167,437	2,501,539
08-412	WORK TRAINING FACILITY-NORTH	823,073	23,970	847,043
08-413	HUNT CORRECTIONAL CENTER	2,563,587	141,462	2,705,049
08-414	WADE CORRECTIONAL CENTER	1,996,384	51,783	2,048,167
08-415	ADULT PROBATION AND PAROLE	12,293,310	247,762	12,541,072
08-416	WASHINGTON CORRECTIONAL FACILITY	1,355,565	24,523	1,380,088
08-451	SHERIFF'S HOUSING OF STATE INMATES	3,005,060	-	3,005,060
	SUBTOTAL 08	1,114,779,564	46,215,154	1,160,994,718
	REVENUE BY TYPE			
	INTERGOVERNMENTAL RECEIPTS	19,627,802	1,818,737	21,446,539
	TAXES	262,380,056	21,107,161	283,487,217
	GAMING REVENUE	547,305,556	30,846,482	578,152,038
	USE OF MONEY AND PROPERTY			
	LICENSES, PERMITS, & FEES	194,939,997	5,412,870	200,352,867
	SALE OF SERVICES & COMMODITIES	12,832,817	3,059,682	15,892,499
	OTHER RECEIPTS	77,693,336	(16,029,778)	61,663,558
	TOTAL REVENUE BY TYPE	1,114,779,564	46,215,154	1,160,994,718
	DEPARTMENT OF HEALTH AND HOSPITALS			
09-303	DEVELOPMENTAL DISABILITIES COUNCIL	1,344,765	158,447	1,503,212
09-305	OFFICE OF MANAGEMENT AND FINANCE	98,421,167	7,073,040	105,494,207
09-306	MEDICAL VENDOR PAYMENTS	3,390,429,091	284,999,176	3,675,428,267
09-307	OFFICE OF THE SECRETARY	11,230,846	829,726	12,060,572
09-311	NEW ORLEANS HOME AND REHABILITATION CENTER	943,365	341,935	1,285,300
09-319	VILLA FELICIANA CHRONIC DISEASE HOSPITAL	1,035,217	83,022	1,118,239
09-326	OFFICE OF PUBLIC HEALTH	182,700,973	14,754,756	197,455,729
09-330	OFFICE OF MENTAL HEALTH	6,140,538	1,211,634	7,352,172
09-331	CENTRAL LOUISIANA STATE HOSPITAL	3,009,321	877,420	3,886,741
09-332	EAST LOUISIANA STATE HOSPITAL	7,574,621	2,693,173	10,267,794
09-333	SOUTHEAST LOUISIANA HOSPITAL	6,878,522	6,314,814	13,193,336
09-340	OFFICE FOR CITIZENS WITH DEVELOPMENTAL DISABIL.	13,792	50	13,842

STATE OF LOUISIANA
SCHEDULE OF REVENUES BY
ORGANIZATION AND TYPE
FOR THE YEAR ENDED JUNE 30, 2003

SCHEDULE NUMBER	BUDGET UNIT NAME	ACTUAL	RECEIVABLE	TOTAL REVENUE
09-342	METROPOLITAN DEVELOPMENTAL CENTER	1,232,014	176,867	1,408,881
09-343	COLUMBIA DEVELOPMENTAL CENTER	3,339	-	3,339
09-344	HAMMOND DEVELOPMENTAL CENTER	1,529,642	19,566	1,549,208
09-346	NORTHWEST DEVELOPMENTAL CENTER	644,779	-	644,779
09-347	PINECREST DEVELOPMENTAL CENTER	3,432,555	328,550	3,761,105
09-348	RUSTON DEVELOPMENTAL CENTER	335,056	23,128	358,184
09-349	SOUTHWEST DEVELOPMENTAL CENTER	758,718	20,522	779,240
09-351	OFFICE OF SUBSTANCE ABUSE	24,437,734	2,584,453	27,022,187
	SUBTOTAL 09	3,742,096,055	322,490,279	4,064,586,334
	REVENUE BY TYPE			
	INTERGOVERNMENTAL RECEIPTS	3,331,548,104	319,109,431	3,650,657,535
	TAXES	3,925	18	3,943
	USE OF MONEY AND PROPERTY	34,697	(14,524)	20,173
	LICENSES, PERMITS, & FEES	29,095,077	761,464	29,856,541
	SALE OF SERVICES & COMMODITIES	(85,518)	2,143,498	2,057,980
	OTHER RECEIPTS	381,499,770	490,392	381,990,162
	TOTAL REVENUE BY TYPE	3,742,096,055	322,490,279	4,064,586,334
	DEPARTMENT OF SOCIAL SERVICES			
10-355	OFFICE OF FAMILY SUPPORT	1,065,245,227	87,281,421	1,152,526,648
10-357	OFFICE OF THE SECRETARY	593,054	28,099	621,153
10-370	OFFICE OF COMMUNITY SERVICES	122,644,484	11,555,375	134,199,859
10-374	REHABILITATION SERVICES	43,151,583	2,154,694	45,306,277
	SUBTOTAL 10	1,231,634,348	101,019,589	1,332,653,937
	REVENUE BY TYPE			
	INTERGOVERNMENTAL RECEIPTS	1,212,498,768	99,082,157	1,311,580,925
	USE OF MONEY AND PROPERTY	87,823	(87,823)	-
	LICENSES, PERMITS, & FEES	547,821	(985)	546,836
	SALE OF SERVICES & COMMODITIES	(55,643)	-	(55,643)
	OTHER RECEIPTS	18,555,579	2,026,240	20,581,819
	TOTAL REVENUE BY TYPE	1,231,634,348	101,019,589	1,332,653,937
	DEPARTMENT OF NATURAL RESOURCES			
11-431	OFFICE OF THE SECRETARY	3,267,722	22,358	3,290,080
11-432	OFFICE OF CONSERVATION	5,646,264	2,451,119	8,097,383
11-434	OFFICE OF MINERAL RESOURCES	267,462,557	123,067,084	390,529,641
11-435	COASTAL RESTORATION AND MANAGEMENT	24,014,417	1,353,568	25,367,985
	SUBTOTAL 11	300,390,960	126,894,129	427,285,089
	REVENUE BY TYPE			
	INTERGOVERNMENTAL RECEIPTS	25,530,924	1,505,802	27,036,726
	USE OF MONEY AND PROPERTY	223,074,929	84,510,053	307,584,982
	LICENSES, PERMITS, & FEES	5,589,163	2,428,792	8,017,955
	SALE OF SERVICES & COMMODITIES	4,065,824	71,573	4,137,397
	OTHER RECEIPTS	42,130,120	38,377,909	80,508,029
	TOTAL REVENUE BY TYPE	300,390,960	126,894,129	427,285,089
	REVENUE AND TAXATION			
12-440	OFFICE OF REVENUE	5,195,767,767	473,452,366	5,669,220,133
12-441	LOUISIANA TAX COMMISSION	498,254	6,997	505,251
	SUBTOTAL 12	5,196,266,021	473,459,363	5,669,725,384

STATE OF LOUISIANA
SCHEDULE OF REVENUES BY
ORGANIZATION AND TYPE
FOR THE YEAR ENDED JUNE 30, 2003

SCHEDULE NUMBER	BUDGET UNIT NAME	ACTUAL	RECEIVABLE	TOTAL REVENUE
	REVENUE BY TYPE			
	INTERGOVERNMENTAL RECEIPTS	-	248,146	248,146
	TAXES	5,140,183,016	470,889,182	5,611,072,198
	LICENSES, PERMITS, & FEES	10,215,399	421,729	10,637,128
	OTHER RECEIPTS	45,867,606	1,900,306	47,767,912
	TOTAL REVENUE BY TYPE	5,196,266,021	473,459,363	5,669,725,384
	DEPARTMENT OF ENVIRONMENTAL QUALITY			
13-850	OFFICE OF THE SECRETARY	215,760	4,440	220,200
13-851	OFFICE OF ENVIRONMENTAL COMPLIANCE	2,664,203	59,528	2,723,731
13-852	OFFICE OF ENVIRONMENTAL SERVICES	3,350,479	124,518	3,474,997
13-853	OFFICE OF ENVIRONMENTAL ASSESSMENT	9,401,416	718,634	10,120,050
13-855	MANAGEMENT AND FINANCE	75,586,059	2,307,891	77,893,950
	SUBTOTAL 13	91,217,917	3,215,011	94,432,928
	REVENUE BY TYPE			
	INTERGOVERNMENTAL RECEIPTS	15,581,902	1,079,336	16,661,238
	USE OF MONEY AND PROPERTY	823,183	(823,183)	-
	LICENSES, PERMITS & FEES	74,168,917	2,889,159	77,058,076
	SALE OF SERVICES & COMMODITIES	204,596	8,880	213,476
	OTHER RECEIPTS	439,319	60,819	500,138
	TOTAL REVENUE BY TYPE	91,217,917	3,215,011	94,432,928
	DEPARTMENT OF EMPLOYMENT AND TRAINING			
14-474	OFFICE OF EMPLOYMENT SECURITY	135,234,360	9,508,107	144,742,467
14-475	OFFICE OF WORKER'S COMPENSATION	45,154,226	26,611	45,180,837
	SUBTOTAL 14	180,388,586	9,534,718	189,923,304
	REVENUE BY TYPE			
	INTERGOVERNMENTAL RECEIPTS	135,842,663	9,517,169	145,359,832
	LICENSES, PERMITS, & FEES	34,528,660	3,876	34,532,536
	SALE OF SERVICES & COMMODITIES	10,017,263	-	10,017,263
	OTHER RECEIPTS	-	13,673	13,673
	TOTAL REVENUE BY TYPE	180,388,586	9,534,718	189,923,304
	DEPARTMENT OF WILDLIFE AND FISHERIES			
16-511	OFFICE OF MANAGEMENT AND FINANCE	365,136	40,432	405,568
16-512	OFFICE OF THE SECRETARY	32,059,200	292,209	32,351,409
16-513	OFFICE OF WILDLIFE	6,644,246	429,789	7,074,035
16-514	OFFICE OF FISHERIES	5,688,474	657,052	6,345,526
	SUBTOTAL 16	44,757,056	1,419,482	46,176,538
	REVENUE BY TYPE			
	INTERGOVERNMENTAL RECEIPTS	11,638,379	1,323,136	12,961,515
	TAXES	216,917	(395)	216,522
	USE OF MONEY AND PROPERTY	3,289,916	(39,456)	3,250,460
	LICENSES, PERMITS, AND FEES	28,908,552	120,923	29,029,475
	SALE OF SERVICE & COMMODITIES	598,991	22,992	621,983
	OTHER RECEIPTS	104,301	(7,718)	96,583
	TOTAL REVENUE BY TYPE	44,757,056	1,419,482	46,176,538
17-560	DEPARTMENT OF CIVIL SERVICE LOUISIANA CIVIL SERVICE	2,549,096	-	2,549,096

STATE OF LOUISIANA
SCHEDULE OF REVENUES BY
ORGANIZATION AND TYPE
FOR THE YEAR ENDED JUNE 30, 2003

SCHEDULE NUMBER	BUDGET UNIT NAME	ACTUAL	RECEIVABLE	TOTAL REVENUE
17-562	ETHICS COMMISSION	414,522	23,110	437,632
17-564	DIVISION OF ADMINISTRATIVE LAW	18,640	557	19,197
	SUBTOTAL 17	2,982,258	23,667	3,005,925
	REVENUE BY TYPE			
	OTHER RECEIPTS	2,982,258	23,667	3,005,925
	TOTAL REVENUE BY TYPE	2,982,258	23,667	3,005,925
	DEPARTMENT OF EDUCATION			
19	UNIVERSITY OF LOUISIANA BOARD OF TRUSTEES	270,904	23,016	293,920
19-651	LOUISIANA SCHOOL FOR THE VISUALLY IMPAIRED	8,388	-	8,388
19-653	LOUISIANA SCHOOL FOR THE DEAF	64,069	7,357	71,426
19-655	LOUISIANA SPECIAL EDUCATION CENTER	5,478	2,520	7,998
19-657	LOUISIANA SCHOOL OF MATH, SCIENCE AND ARTS	303,813	440	304,253
19-661	OFFICE OF STUDENT FINANCIAL ASSISTANCE	22,178,444	4,632,542	26,810,986
19-662	LOUISIANA EDUCATIONAL TELEVISION AUTHORITY	4,783,401	827,667	5,611,068
19-666	BOARD OF ELEMENTARY AND SECONDARY EDUCATION	10,540	-	10,540
19-672	LOUISIANA SYSTEMIC INITIATIVE PROGRAM	1,045,375	294,103	1,339,478
19-674	LOUISIANA UNIVERSITIES MARINE CONSORTIUM	2,716,927	816,710	3,533,637
19-678	MANAGEMENT AND FINANCE	21,817,674	6,338,665	28,156,339
19-681	OFFICE OF ACADEMIC PROGRAMS	564,275,596	104,198,437	668,474,033
19-699	SPECIAL SCHOOL DISTRICT	66,586,568	776	66,587,344
	SUBTOTAL 19	684,067,177	117,142,233	801,209,410
	REVENUE BY TYPE			
	INTERGOVERNMENTAL RECEIPTS	672,973,344	105,659,186	778,632,530
	USE OF MONEY AND PROPERTY	1,935	-	1,935
	LICENSES, PERMITS AND FEES	13,000	11,000	24,000
	SALE OF SERVICES & COMMODITIES	279,754	19,122	298,876
	OTHER RECEIPTS	10,799,144	11,452,925	22,252,069
	TOTAL REVENUE BY TYPE	684,067,177	117,142,233	801,209,410
	OTHER APPROPRIATIONS			
20-922	DEBT SERVICE	1,679,770	311,136	1,990,906
20-800	GROUP BENEFITS	673,864,318	18,977,287	692,841,605
20-804	RISK MANAGEMENT	52,439,203	3,182,487	55,621,690
20-977	DOA-DEBT SERVICE & MAINTENANCE	1,782,594	6,002	1,788,596
20-980	DOA-UNEMPLOYMENT COMPENSATION	1,500,000	-	1,500,000
20-966	SUPP. PAYMENTS TO LAW ENFORCEMENT	10,613	-	10,613
	SUBTOTAL 20	731,276,498	22,476,912	753,753,410
	REVENUE BY TYPE			
	INTERGOVERNMENTAL RECEIPTS	3,179,770	311,136	3,490,906
	USE OF MONEY AND PROPERTY	2,059,041	-	2,059,041
	SALE OF SERVICES & COMMODITIES	724,216,312	22,159,774	746,376,086
	OTHER RECEIPTS	1,821,375	6,002	1,827,377
	TOTAL REVENUE BY TYPE	731,276,498	22,476,912	753,753,410
	SUBTOTAL GENERAL FUND AND BOND SECURITY	14,575,558,525	1,293,640,660	15,869,199,185
	SPECIAL REVENUE:			
	ARTIFICIAL REEF DEVELOPMENT	682,000	-	682,000
	BUDGET STABILIZATION	1,467,000	-	1,467,000

STATE OF LOUISIANA
SCHEDULE OF REVENUES BY
ORGANIZATION AND TYPE
FOR THE YEAR ENDED JUNE 30, 2003

SCHEDULE NUMBER	BUDGET UNIT NAME	ACTUAL	RECEIVABLE	TOTAL REVENUE
	CHILDREN'S TRUST FUND	7,000	-	7,000
	DEFICIT ELIMINATION/CAPITAL OUTLAY ESCROW	324,000	-	324,000
	EMPLOYMENT SECURITY ADMINISTRATIVE	722,000	-	722,000
	ENVIRONMENTAL TRUST FUND	102,000	-	102,000
	FEDERAL ENERGY SETTLEMENT FUND	1,638,000	-	1,638,000
	FEDERAL STATE FISCAL ASSISTANCE	13,000	-	13,000
	FEED COMMISSION	382,000	147,000	529,000
	FERTILIZER FUND	238,000	386,000	624,000
	HIGHER EDUCATION INITIATIVES FUND	26,000	-	26,000
	LABOR PENALTY AND INTEREST ACCOUNT	5,008,000	1,071,000	6,079,000
	LABOR WORKFORCE DEVELOPMENT TRAINING	43,065,000	8,250,000	51,315,000
	LOTTERY FUND	384,000	-	384,000
	LOUISIANA ECONOMIC DEVELOPMENT	343,000	-	343,000
	LOUISIANA FUND	122,000	-	122,000
	LA MEDICAL ASSISTANCE TRUST	483,000	-	483,000
	LA QUALITY EDUCATION SUPPORT FUND	42,085,000	101,000	42,186,000
	LA TOURISM PROMOTION	16,170,000	2,070,000	18,240,000
	MARSH ISLAND OPERATING	82,000	48,000	130,000
	MEDICAID TRUST FUND FOR THE ELDERLY	62,674,000	-	62,674,000
	MOTOR FUELS UNDERGROUND	105,000	-	105,000
	PARISH ROYALTY	29,636,000	6,770,000	36,406,000
	PATIENT'S COMPENSATION	1,640,000	-	1,640,000
	PESTICIDE FUND	296,000	25,000	321,000
	RETIREMENT SYSTEM INSURANCE PROCEEDS	33,547,000	-	33,547,000
	ROCKEFELLER REFUGE FUND	1,707,000	657,000	2,364,000
	ROCKEFELLER WILDLIFE REFUGE TRUST & PROTECTION FI	3,031,000	-	3,031,000
	RUSSELL SAGE OR MARSH ISLAND REFUGE FUND	841,000	-	841,000
	RUSSELL SAGE SPECIAL FUND	37,000	-	37,000
	SAVINGS ENHANCEMENT FUND	433,000	-	433,000
	STATE HIGHWAY FUND #2	7,905,000	1,122,000	9,027,000
	SUPPORT EDUCATION IN LA FIRST FUND	297,000	-	297,000
	TELEPHONE COMPANY PROPERTY ASSESSMENT RELIEF	201,000	-	201,000
	TRANSPORTATION TRUST FUND	501,574,000	-	501,574,000
	WETLANDS	489,000	-	489,000
	WILDLIFE HABITAT AND NATURAL HERITAGE TRUST	8,000	-	8,000
	SUBTOTAL 21	757,764,000	20,647,000	778,411,000
	REVENUE BY TYPE			
	INTERGOVERNMENTAL RECEIPTS	500,621,000	-	500,621,000
	TAXES	54,566,000	20,647,000	75,213,000
	USE OF MONEY AND PROPERTY	155,344,000	-	155,344,000
	LICENSES, PERMITS AND FEES	45,134,000	-	45,134,000
	OTHER RECEIPTS	2,099,000	-	2,099,000
	TOTAL REVENUE BY TYPE	757,764,000	20,647,000	778,411,000
	DEBT SERVICE			
	TIMED ACCOUNT	40,796,000	15,998,000	56,794,000
	SUBTOTAL 23	40,796,000	15,998,000	56,794,000
	REVENUE BY TYPE			
	TAXES	38,062,000	15,998,000	54,060,000
	USE OF MONEY AND PROPERTY	2,734,000	-	2,734,000
	TOTAL REVENUE BY TYPE	40,796,000	15,998,000	56,794,000

STATE OF LOUISIANA
SCHEDULE OF REVENUES BY
ORGANIZATION AND TYPE
FOR THE YEAR ENDED JUNE 30, 2003

SCHEDULE NUMBER	BUDGET UNIT NAME	ACTUAL	RECEIVABLE	TOTAL REVENUE
	CAPITAL OUTLAY			
	CAPITAL OUTLAY ESCROW FUND	47,202,000	1,585,000	48,787,000
	SUBTOTAL 24	47,202,000	1,585,000	48,787,000
	REVENUE BY TYPE			
	INTERGOVERNMENTAL RECEIPTS	44,055,000	1,585,000	45,640,000
	USE OF MONEY AND PROPERTY	2,397,000	-	2,397,000
	OTHER RECEIPTS	750,000	-	750,000
	TOTAL REVENUE BY TYPE	47,202,000	1,585,000	48,787,000
	PERMANENT FUNDS			
	EDUCATION EXCELLENCE	25,615,000	44,000	25,659,000
	FULLER-EDWARDS ARBORETUM TRUST FUND	3,000	-	3,000
	HEALTH EXCELLENCE	15,133,000	-	15,133,000
	W.R. IRBY BEQUEST FUND	1,262,000	-	1,262,000
	TOPS FUND	15,132,000	-	15,132,000
	LA EDUCATION QUALITY TRUST FUND	13,304,000	-	13,304,000
	SUBTOTAL 26	70,449,000	44,000	70,493,000
	REVENUE BY TYPE			
	USE OF MONEY AND PROPERTY	62,416,000	44,000	62,460,000
	SALE OF SERVICES & COMMODITIES	25,000	-	25,000
	OTHER RECEIPTS	8,008,000	-	8,008,000
	TOTAL REVENUE BY TYPE	70,449,000	44,000	70,493,000
	SUBTOTAL OTHER GOVERNMENTAL FUND TYPES	916,211,000	38,274,000	954,485,000
	SUBTOTAL PRIMARY GOVERNMENT	15,491,769,525	1,331,914,660	16,823,684,185
	INTERNAL SERVICE			
	ADMINISTRATIVE SERVICES	3,635,000	436,000	4,071,000
	ADMINISTRATIVE SUPPORT	2,519,000	197,000	2,716,000
	CENTRAL REGIONAL LAUNDRY	486,000	14,000	500,000
	FLIGHT MAINTENANCE OPERATIONS	882,000	194,000	1,076,000
	JACKSON REGIONAL LAUNDRY	716,000	79,000	795,000
	OFFICE OF TELECOMMUNICATIONS	49,323,000	6,143,000	55,466,000
	SUBTOTAL 25	57,561,000	7,063,000	64,624,000
	REVENUE BY TYPE			
	SALE OF SERVICES & COMMODITIES	57,561,000	7,063,000	64,624,000
	TOTAL REVENUE BY TYPE	57,561,000	7,063,000	64,624,000
	ENTERPRISE FUNDS			
	BOARDS AND COMMISSIONS	23,317,000	872,000	24,189,000
	DRINKING WATER REVOLVING LOAN	798,000	342,000	1,140,000
	LOUISIANA CORRECTIONAL FACILITIES CORPORATION	950,000	14,000	964,000
	LOUISIANA FEDERAL PROPERTY ASSISTANCE AGENCY	1,654,000	205,000	1,859,000
	LOUISIANA LOTTERY CORPORATION	299,206,000	12,319,000	311,525,000
	OFFICE FACILITIES CORPORATION	12,706,000	632,000	13,338,000
	LOUISIANA OPPORTUNITY LOAN FUND	137,000	54,000	191,000
	LOUISIANA PROPERTY ASSISTANCE AGENCY	3,612,000	146,000	3,758,000

STATE OF LOUISIANA
SCHEDULE OF REVENUES BY
ORGANIZATION AND TYPE
FOR THE YEAR ENDED JUNE 30, 2003

SCHEDULE NUMBER	BUDGET UNIT NAME	ACTUAL	RECEIVABLE	TOTAL REVENUE
	MUNICIPAL FACILITIES REVOLVING LOAN FUND	6,802,000	2,199,000	9,001,000
	UNEMPLOYMENT TRUST FUND	279,469,000	43,210,000	322,679,000
	PRISON ENTERPRISES	22,469,000	1,256,000	23,725,000
	PUBLIC SAFETY SERVICES	1,435,000	266,000	1,701,000
	DONALD J. THIBODEAUX TRAINING COMPLEX	11,938,000	197,000	12,135,000
	SUBTOTAL 22	664,493,000	61,712,000	726,205,000
	REVENUE BY TYPE			
	INTERGOVERNMENTAL RECEIPTS	70,249,000	-	70,249,000
	USE OF MONEY AND PROPERTY	118,950,000	-	118,950,000
	LICENSES, PERMITS AND FEES	18,795,000	-	18,795,000
	SALE OF SERVICES & COMMODITIES	294,039,000	61,712,000	355,751,000
	OTHER RECEIPTS	162,460,000	-	162,460,000
	TOTAL REVENUE BY TYPE	664,493,000	61,712,000	726,205,000
	PRIVATE PURPOSE TRUST FUNDS			
	LA EDUCATION TUITION AND SAVINGS FUND	16,515,000	4,000	16,519,000
	SUBTOTAL 27	16,515,000	4,000	16,519,000
	REVENUE BY TYPE			
	USE OF MONEY AND PROPERTY	1,549,000	-	1,549,000
	OTHER RECEIPTS	14,966,000	4,000	14,970,000
	TOTAL REVENUE BY TYPE	16,515,000	4,000	16,519,000
	PENSION AND INVESTMENT TRUST FUNDS			
	LA. SCHOOL EMPLOYEES' RETIREMENT SYSTEM	32,695,000	67,613,000	100,308,000
	LA. STATE EMPLOYEES RETIREMENT SYSTEM	590,037,000	89,712,000	679,749,000
	LA STATE POLICE RETIREMENT SYSTEM	40,062,000	1,977,000	42,039,000
	LA. TEACHERS RETIREMENT SYSTEM	621,915,000	307,062,000	928,977,000
	SUBTOTAL 28	1,284,709,000	466,364,000	1,751,073,000
	REVENUE BY TYPE			
	USE OF MONEY AND PROPERTY	174,373,000	322,796,000	497,169,000
	OTHER RECEIPTS	1,110,336,000	143,568,000	1,253,904,000
	TOTAL REVENUE BY TYPE	1,284,709,000	466,364,000	1,751,073,000
	SUBTOTAL PROPRIETARY AND SIMILAR TRUST	2,023,278,000	535,143,000	2,558,421,000
	TOTAL REVENUES AND RECEIPTS	\$ 17,515,047,525	1,867,057,660	19,382,105,185
	COMPONENT UNITS:			
	VARIOUS	3,949,838,000	338,049,000	4,287,887,000
	TOTAL COMPONENT UNITS	\$ 3,949,838,000	\$ 338,049,000	\$ 4,287,887,000



STATE OF LOUISIANA
SUMMARY OF ALL EXPENDITURES BY ORGANIZATION
AND TYPE ENDING JUNE 30, 2003

BUDGET UNITS	BUDGET UNIT NAME	EXPENDITURES
1	OFFICE OF THE GOVERNOR	\$ 448,453,276
2	LEGISLATIVE DEPARTMENT	57,980,813
3	JUDICIARY DEPARTMENT	126,027,285
4	ELECTED STATE OFFICIALS	187,897,514
5	DEPARTMENT OF ECONOMIC DEVELOPMENT	55,223,362
6	DEPARTMENT OF CULTURE, RECREATION AND TOURISM	60,646,688
7	DEPARTMENT OF TRANSPORTATION AND DEVELOPMENT	346,994,072
8	DEPARTMENT OF PUBLIC SAFETY AND CORRECTIONS	840,795,759
9	DEPARTMENT OF HEALTH AND HOSPITALS	5,257,459,781
10	DEPARTMENT OF SOCIAL SERVICES	1,368,527,614
11	DEPARTMENT OF NATURAL RESOURCES	80,721,850
12	DEPARTMENT OF REVENUE AND TAXATION	67,303,549
13	DEPARTMENT OF ENVIRONMENTAL QUALITY	99,240,851
14	DEPARTMENT OF EMPLOYMENT AND TRAINING	212,728,751
16	DEPARTMENT OF WILDLIFE AND FISHERIES	54,437,968
17	DEPARTMENT OF CIVIL SERVICE	10,566,727
18	RETIREMENT SYSTEMS	11,362,751
19	DEPARTMENT OF EDUCATION	4,674,987,582
20	OTHER APPROPRIATIONS	491,357,830
21	GROUP BENEFITS	812,325,042
22	RISK MANAGEMENT	131,727,537
23	DEBT SERVICE	353,120,000
24	CAPITAL OUTLAY	1,159,534,000
27	PERMANENT FUNDS	1,228,000
29	SPECIAL REVENUE	242,592,000
	TOTAL PRIMARY GOVERNMENT	\$ <u>17,153,240,602</u>
25	INTERNAL SERVICE FUNDS	64,287,000
27	PRIVATE-PURPOSE TRUST FUNDS	500,000
28	PENSION	1,773,850,000
29	INVESTMENT TRUST	1,653,434,000
31	ENTERPRISE FUNDS	659,651,000
	TOTAL PROPRIETARY AND SIMILAR TRUST FUNDS	\$ <u>4,151,722,000</u>
	TOTAL FUNDS EXPENDED	\$ <u><u>21,304,962,602</u></u>
	COMPONENT UNIT	\$ <u><u>4,219,930,000</u></u>



STATE OF LOUISIANA
ORIGINAL AND REVISED BUDGET
ORGANIZATION AND PROGRAM
FISCAL YEAR 2002-03

SCHEDULE NUMBER	BUDGET UNIT NAME	TOTAL EXPENDITURES	TOTAL ACCOUNTS PAYABLE	TOTAL EXPENDITURES & ACCTS PAYABLE	TOTAL CURRENT YEAR BUDGET	VARIANCE
01-100	OFFICE OF THE GOVERNOR EXECUTIVE OFFICE Administrative La. Indigent Defenders Board	\$ 34,614,972 7,298,303 41,913,275	\$ 3,687,513 176,680 3,864,193	\$ 38,302,485 7,474,983 45,777,468	\$ 48,290,422 7,757,285 56,047,707	\$ 9,987,937 282,302 10,270,239
01-101	OFFICE OF INDIAN AFFAIRS Administrative	1,937,448	768,475	2,705,923	3,192,211	486,288
01-103	MENTAL HEALTH ADVOCACY SERVICE Administrative	717,014	32,408	749,422	802,611	53,189
01-105	LOUISIANA MANUFACTURED HOUSING Administrative	320,897	17,826	338,723	429,900	91,177
01-107	DIVISION OF ADMINISTRATION Executive Administration Inspector General Community Development Block Grant Auxiliary Program	68,961,704 936,337 43,589,770 5,035,314 118,523,125	4,200,693 32,687 763,371 382,234 5,378,985	73,162,397 969,024 44,353,141 5,417,548 123,902,110	99,537,713 1,138,894 62,367,604 37,223,490 200,267,701	26,375,316 169,870 18,014,463 31,805,942 76,365,591
01-108	PATIENT'S COMPENSATION Administrative	1,640,558	123,632	1,764,190	2,101,013	336,823
01-112	DEPARTMENT OF THE MILITARY Military Affairs Emergency Preparedness Education Auxiliary Account	19,706,274 117,784,987 9,556,585 118,872 147,166,718	2,957,838 3,373,353 450,712 (6,036) 6,775,867	22,664,112 121,158,340 10,007,297 112,836 153,942,585	34,667,362 221,914,188 16,005,027 120,000 272,706,577	12,003,250 100,755,848 5,997,730 7,164 118,763,992
01-113	WORKFORCE COMMISSION OFFICE Administrative	10,376,418	2,475,548	12,851,966	20,273,070	7,421,104
01-114	OFFICE OF WOMEN SERVICES Administrative	5,804,068	879,505	6,683,573	8,403,109	1,719,536
01-126	BOARD OF TAX APPEALS Administrative	227,756	9,726	237,482	260,499	23,017
01-129	LA COMMISSION ON LAW ENFORCEMENT Federal Programs State Programs	20,027,586 4,904,789 24,932,375	1,809,797 398,317 2,208,114	21,837,383 5,303,106 27,140,489	26,988,424 7,658,577 34,647,001	5,151,041 2,355,471 7,506,512
01-130	DEPARTMENT OF VETERANS AFFAIRS Administrative Claims St. Approved Agency Program Contact Assistance	941,790 300,013 116,202 1,777,609 3,135,614	24,503 12,041 3,011 55,165 94,720	966,293 312,054 119,213 1,832,774 3,230,334	1,149,683 364,538 174,939 2,122,713 3,811,873	183,390 52,484 55,726 289,939 581,539
01-131	LOUISIANA WAR VETERANS HOME Administrative	5,793,416	344,342	6,137,758	7,074,579	936,821
01-132	NORTHEAST LA WAR VETERANS HOME Administrative	5,380,659	239,900	5,620,559	5,983,601	363,042
01-133	OFFICE OF ELDERLY AFFAIRS Administrative Title III, V. USDA Action Match Parish Councils on Aging Seniors Centers	4,538,329 27,668,169 404,367 1,530,612 4,034,739 38,176,216	106,303 342,819 - - 5,298 454,420	4,644,632 28,010,988 404,367 1,530,612 4,040,037 38,630,636	4,827,714 29,063,745 407,312 1,539,449 4,075,988 39,914,208	183,082 1,052,757 2,945 8,837 35,951 1,283,572
01-254	LOUISIANA STATE RACING COMMISSION	7,505,331	452,422	7,957,753	8,560,110	602,357
01-255	OFFICE OF FINANCIAL INSTITUTIONS	6,999,087	189,832	7,188,919	8,071,939	883,020
01-259	LA STATE BOARD OF COSMETOLOGY	952,435	86,904	1,039,339	1,594,695	555,356
20-980	DOA-UNEMPLOYMENT INSUR. PAYMENTS	2,239,182	552,865	2,792,047	3,020,000	227,953
01-000	OFFICE OF THE GOVERNOR	423,741,592	24,949,684	448,691,276	677,162,404	228,471,128

STATE OF LOUISIANA
ORIGINAL AND REVISED BUDGET
ORGANIZATION AND PROGRAM
FISCAL YEAR 2002-03

SCHEDULE NUMBER	BUDGET UNIT NAME	TOTAL EXPENDITURES	TOTAL ACCOUNTS PAYABLE	TOTAL EXPENDITURES & ACCTS PAYABLE	TOTAL CURRENT YEAR BUDGET	VARIANCE
02-951	HOUSE OF REPRESENTATIVES Administrative	21,608,823	-	21,608,823	23,683,142	2,074,319
02-962	LOUISIANA LAW INSTITUTE Administrative	736,790	12,784	749,574	842,062	92,488
02-950	SPECIAL LEGISLATIVE ACTS Administrative	473,213	-	473,213	473,213	-
02-952	SENATE Administrative	12,781,680	334,711	13,116,391	17,359,178	4,242,787
02-954	LEGISLATIVE AUDITOR Administrative	13,217,498	429,766	13,647,264	14,805,016	1,157,752
02-955	LEGISLATIVE FISCAL OFFICE Administrative	1,562,604	39,470	1,602,074	1,722,671	120,597
02-960	LEGISLATIVE BUDGETARY CONTROL COUNCIL Administrative	5,565,039	979,435	6,544,474	7,899,941	1,355,467
02-000	LEGISLATIVE DEPARTMENT	55,945,647	2,035,166	57,980,813	66,785,223	8,804,410
03-170	JUDICIARY SUPREME COURT	105,704,749	1,404,215	107,108,964	111,942,465	4,833,501
03-906	DISTRICT ATTORNEYS & ASSISTANTS	18,514,946	403,374	18,918,320	19,259,607	341,287
03-000	JUDICIARY DEPARTMENT	124,219,695	1,807,589	126,027,284	131,202,072	5,174,788
04-139	ELECTED OFFICIALS SECRETARY OF STATE Administrative Elections Archives and Records Museum/Other Operations Commercial	3,249,174 2,596,306 2,178,117 1,911,192 3,242,154 13,176,943	91,263 9,594 269,023 71,989 89,608 531,477	3,340,437 2,605,900 2,447,140 1,983,181 3,331,762 13,708,420	3,643,519 2,974,319 2,652,513 2,192,106 3,607,045 15,069,502	303,082 368,419 205,373 208,925 275,283 1,361,082
04-141	OFFICE OF THE ATTORNEY GENERAL Administrative Civil Law Criminal Law and Medicaid Fraud Gaming Risk Litigation	3,012,069 7,032,909 5,102,213 6,533,315 4,399,064 26,079,570	113,185 178,002 184,522 131,154 441,093 1,047,956	3,125,254 7,210,911 5,286,735 6,664,469 4,840,157 27,127,526	3,395,726 10,961,325 5,729,161 5,656,485 11,125,814 36,868,511	270,472 3,750,414 442,426 (1,007,984) 6,285,657 9,740,985
04-144	COMMISSIONER OF ELECTIONS Administrative Voter Registration Elections Management and Finance Information Technology	1,229,336 5,188,957 19,255,904 793,347 2,087,798 28,555,342	30,127 140,385 519,212 21,550 81,351 792,625	1,259,463 5,329,342 19,775,116 814,897 2,169,149 29,347,967	1,450,388 5,775,556 22,299,981 903,158 2,568,870 32,997,953	190,925 446,214 2,524,865 88,261 399,721 3,649,986
04-146	LIEUTENANT GOVERNOR Administrative Grants	882,619 2,203,560 3,086,179	49,680 253,094 302,774	932,299 2,456,654 3,388,953	2,288,933 3,943,388 6,232,321	1,356,634 1,486,734 2,843,368
04-147	STATE TREASURER Department of Treasury- Seed Administrative Financial Accountability and Control Debt Management Investment Management	4,725,268 2,699,893 1,735,743 954,381 545,545 10,660,830	- 363,413 618,377 66,384 115,830 1,164,004	4,725,268 3,063,306 2,354,120 1,020,765 661,375 11,824,834	1,000,000 6,880,710 2,768,647 1,978,293 2,967,064 15,594,714	(3,725,268) 3,817,404 414,527 957,528 2,305,689 3,769,880
04-158	PUBLIC SERVICE COMMISSION Administrative Support Services Motor Carrier Regulation District Offices	2,250,978 1,374,265 1,058,191 1,657,544 6,340,978	110,960 85,355 37,780 82,925 317,020	2,361,938 1,459,620 1,095,971 1,740,469 6,657,998	2,653,734 1,638,181 1,225,465 1,912,466 7,429,846	291,796 178,561 129,494 171,997 771,848
04-160	DEPT. OF AGRICULTURE & FORESTRY Office of Management and Finance Office of Marketing	13,824,952 2,219,537	280,995 247,282	14,105,947 2,466,819	15,572,350 2,774,134	1,466,403 307,315

STATE OF LOUISIANA
ORIGINAL AND REVISED BUDGET
ORGANIZATION AND PROGRAM
FISCAL YEAR 2002-03

SCHEDULE NUMBER	BUDGET UNIT NAME	TOTAL EXPENDITURES	TOTAL ACCOUNTS PAYABLE	TOTAL EXPENDITURES & ACCTS PAYABLE	TOTAL CURRENT YEAR BUDGET	VARIANCE
	Office of Agriculture and Environmental Sciences	25,896,691	1,066,650	26,963,341	52,537,386	25,574,045
	Office of Animal Health Services	8,391,660	253,007	8,644,667	9,667,631	1,022,964
	Office of Agro-Consumer Services	3,345,633	105,111	3,450,744	3,867,950	417,206
	Office of Forestry	15,181,682	909,789	16,091,471	17,560,783	1,469,312
	Office of Soil and Water Conservation	2,242,705	17,067	2,259,772	3,728,805	1,469,033
	Auxiliary Program	1,867,431	96,895	1,964,326	4,664,491	2,700,165
		<u>72,970,291</u>	<u>2,976,796</u>	<u>75,947,087</u>	<u>110,373,530</u>	<u>34,426,443</u>
04-165	COMMISSIONER OF INSURANCE					
	Administration/Fiscal	4,633,998	362,194	4,996,192	6,016,818	1,020,626
	Market Compliance	14,167,080	731,457	14,898,537	17,640,745	2,742,208
		<u>18,801,078</u>	<u>1,093,651</u>	<u>19,894,729</u>	<u>23,657,563</u>	<u>3,762,834</u>
04-000	ELECTED OFFICIALS	<u>179,671,211</u>	<u>8,226,303</u>	<u>187,897,514</u>	<u>248,223,940</u>	<u>60,326,426</u>
05-251	ECONOMIC DEVELOPMENT OFFICE OF THE SECRETARY Executive and Administrative	<u>2,775,928</u>	<u>402,245</u>	<u>3,178,173</u>	<u>4,116,976</u>	<u>938,803</u>
05-252	OFFICE OF BUSINESS DEVELOPMENT					
	Business Services	24,964,020	2,465,030	27,429,050	33,443,027	6,013,977
	Cluster Services	20,386,525	2,093,291	22,479,816	49,252,616	26,772,800
	Resource Services	2,046,829	89,494	2,136,323	2,464,177	327,854
		<u>47,397,374</u>	<u>4,647,815</u>	<u>52,045,189</u>	<u>85,159,820</u>	<u>33,114,631</u>
05-000	ECONOMIC DEVELOPMENT	<u>50,173,302</u>	<u>5,050,060</u>	<u>55,223,362</u>	<u>89,276,796</u>	<u>34,053,434</u>
06-261	CULTURE, RECREATION, AND TOURISM OFFICE OF THE SECRETARY Administration Management and Finance	3,398,743 <u>1,967,411</u> <u>5,366,154</u>	335,916 <u>106,365</u> <u>442,281</u>	3,734,659 <u>2,073,776</u> <u>5,808,435</u>	4,400,531 <u>2,207,340</u> <u>6,607,871</u>	665,872 <u>133,564</u> <u>799,436</u>
06-262	OFFICE OF STATE LIBRARY Library Services	<u>7,843,616</u>	<u>222,331</u>	<u>8,065,947</u>	<u>9,744,266</u>	<u>1,678,319</u>
06-263	OFFICE OF STATE MUSEUM Museum	<u>3,587,316</u>	<u>436,380</u>	<u>4,023,696</u>	<u>4,401,290</u>	<u>377,594</u>
06-264	OFFICE OF STATE PARKS Parks and Recreation	<u>15,965,620</u>	<u>1,697,129</u>	<u>17,662,749</u>	<u>19,903,575</u>	<u>2,240,826</u>
06-265	OFFICE OF CULTURAL DEVELOPMENT Cultural Development Arts Program	1,950,926 <u>5,173,942</u> <u>7,124,868</u>	473,734 <u>580,967</u> <u>1,054,701</u>	2,424,660 <u>5,754,909</u> <u>8,179,569</u>	2,670,614 <u>6,472,446</u> <u>9,143,060</u>	245,954 <u>717,537</u> <u>963,491</u>
06-267	OFFICE OF TOURISM Administration Marketing Welcome Centers Consumer Information Services	715,602 9,889,282 1,572,353 <u>1,019,928</u> <u>13,197,165</u>	33,570 3,559,017 61,354 <u>55,186</u> <u>3,709,127</u>	749,172 13,448,299 1,633,707 <u>1,075,114</u> <u>16,906,292</u>	940,055 14,595,363 1,911,112 <u>1,241,271</u> <u>18,687,801</u>	190,883 1,147,064 277,405 <u>166,157</u> <u>1,781,509</u>
06-000	CULTURE, RECREATION, AND TOURISM	<u>53,084,739</u>	<u>7,561,949</u>	<u>60,646,688</u>	<u>68,487,863</u>	<u>7,841,175</u>
07-273	TRANSPORTATION AND DEVELOPMENT ADMINISTRATION Office of the Secretary Office of Management and Finance	1,409,164 <u>23,820,357</u> <u>25,229,521</u>	27,611 <u>2,858,741</u> <u>2,886,352</u>	1,436,775 <u>26,679,098</u> <u>28,115,873</u>	1,476,801 <u>26,364,045</u> <u>27,840,846</u>	40,026 <u>(315,053)</u> <u>(275,027)</u>
07-275	PUBLIC WORKS & INTERMODAL TRANSPORT Intermodal Aviation Public Transportation	2,399,154 763,635 <u>2,687,382</u> <u>5,850,171</u>	92,853 76,192 <u>1,459,656</u> <u>1,628,701</u>	2,492,007 839,827 <u>4,147,038</u> <u>7,478,872</u>	4,849,950 1,585,306 <u>14,404,550</u> <u>20,839,806</u>	2,357,943 745,479 <u>10,257,512</u> <u>13,360,934</u>
07-276	OFFICE OF ENGINEERING AND OPERATIONS Highways Bridge Trust Planning and Programming District Operations Marine Operations	64,887,484 9,718,979 9,594,855 203,361,496 <u>6,509,692</u> <u>294,072,506</u>	6,945,878 544,977 382,387 9,303,433 <u>150,146</u> <u>17,326,821</u>	71,833,362 10,263,956 9,977,242 212,664,929 <u>6,659,838</u> <u>311,399,327</u>	88,227,478 16,435,454 18,877,646 221,347,195 <u>7,347,366</u> <u>352,235,139</u>	16,394,116 6,171,498 8,900,404 8,682,266 <u>687,528</u> <u>40,835,812</u>

STATE OF LOUISIANA
ORIGINAL AND REVISED BUDGET
ORGANIZATION AND PROGRAM
FISCAL YEAR 2002-03

SCHEDULE NUMBER	BUDGET UNIT NAME	TOTAL EXPENDITURES	TOTAL ACCOUNTS PAYABLE	TOTAL EXPENDITURES & ACCTS PAYABLE	TOTAL CURRENT YEAR BUDGET	VARIANCE
07-000	TRANSPORTATION AND DEVELOPMENT	325,152,198	21,841,874	346,994,072	400,915,791	53,921,719
08-400	PUBLIC SAFETY AND CORRECTIONS CORRECTIONS CORRECTIONS - ADMINISTRATION					
	Office of the Secretary	2,316,297	391,108	2,707,405	5,580,911	2,873,506
	Office of Management and Finance	16,567,639	1,011,860	17,579,499	30,785,219	13,205,720
	Adult Services	1,138,185	194,833	1,333,018	2,638,734	1,305,716
	Pardon Board	207,999	10,219	218,218	375,781	157,563
	Parole Board	334,308	22,339	356,647	748,456	391,809
		<u>20,564,428</u>	<u>1,630,359</u>	<u>22,194,787</u>	<u>40,129,101</u>	<u>17,934,314</u>
08-401	C. PAUL PHELPS CORRECTIONAL CENTER					
	Administration	1,532,838	92,911	1,625,749	1,743,079	117,330
	Incarceration	11,199,011	266,221	11,465,232	12,329,751	864,519
	Rehabilitation	78,202	2,502	80,704	119,778	39,074
	Health Service	1,249,881	129,046	1,378,927	1,505,669	126,742
	Auxiliary Program	502,398	10,953	513,351	750,000	236,649
		<u>14,562,330</u>	<u>501,633</u>	<u>15,063,963</u>	<u>16,448,277</u>	<u>1,384,314</u>
08-402	LOUISIANA STATE PENITENTIARY					
	Administration	8,317,071	602,256	8,919,327	9,771,917	852,590
	Incarceration	62,143,224	1,795,330	63,938,554	69,397,195	5,458,641
	Rehabilitation	547,130	36,230	583,360	677,890	94,530
	Health Service	11,991,954	466,165	12,458,119	13,637,503	1,179,384
	Auxiliary Program	3,283,145	49,924	3,333,069	4,100,000	766,931
		<u>86,282,524</u>	<u>2,949,905</u>	<u>89,232,429</u>	<u>97,584,505</u>	<u>8,352,076</u>
08-403	OFFICE OF YOUTH DEVELOPMENT					
	Administration	13,285,808	1,965,899	15,251,707	18,261,209	3,009,502
	Swanson Correctional Center for Youth	32,116,020	1,011,461	33,127,481	35,547,645	2,420,164
	Jetson Correctional Center for Youth	21,414,006	699,792	22,113,798	23,283,359	1,169,561
	LTI - Bridge City	7,853,368	273,449	8,126,817	8,708,376	581,559
	Field Services	14,214,793	371,359	14,586,152	15,300,284	714,132
	Contract Services	21,520,178	2,279,534	23,799,712	26,052,635	2,252,923
		<u>110,404,173</u>	<u>6,601,494</u>	<u>117,005,667</u>	<u>127,153,508</u>	<u>10,147,841</u>
08-405	AVOYELLES CORRECTIONAL FACILITY					
	Administration	1,837,721	83,140	1,920,861	2,064,747	143,886
	Incarceration	12,706,941	337,581	13,044,522	13,972,479	927,957
	Rehabilitation	180,231	4,665	184,896	197,450	12,554
	Health Service	1,711,076	55,015	1,766,091	1,895,186	129,095
	Auxiliary Program	825,744	72,183	897,927	1,050,000	152,073
		<u>17,261,713</u>	<u>552,584</u>	<u>17,814,297</u>	<u>19,179,862</u>	<u>1,365,565</u>
08-406	LA CORRECTIONAL INSTITUTE FOR WOMEN					
	Administration	1,529,956	50,862	1,580,818	1,706,403	125,585
	Incarceration	9,462,864	319,582	9,782,446	10,399,075	616,629
	Rehabilitation	237,804	6,275	244,079	271,083	27,004
	Health Service	2,438,101	172,922	2,611,023	2,773,605	162,582
	Auxiliary Program	679,184	10,718	689,902	1,113,000	423,098
		<u>14,347,909</u>	<u>560,359</u>	<u>14,908,268</u>	<u>16,263,166</u>	<u>1,354,898</u>
08-407	WINN CORRECTIONAL CENTER					
	Administration	71,355	12,282	83,637	99,358	15,721
	Purchase of Correctional Services	12,833,756	2,573,168	15,406,924	15,758,607	351,683
		<u>12,905,111</u>	<u>2,585,450</u>	<u>15,490,561</u>	<u>15,857,965</u>	<u>367,404</u>
08-408	ALLEN CORRECTIONAL CENTER					
	Administration	93,997	8	94,005	100,977	6,972
	Purchase of Correctional Services	12,849,316	2,569,248	15,418,564	15,980,791	562,227
		<u>12,943,313</u>	<u>2,569,256</u>	<u>15,512,569</u>	<u>16,081,768</u>	<u>569,199</u>
08-409	DIXON CORRECTIONAL INSTITUTE					
	Administration	2,050,595	66,175	2,116,770	2,346,376	229,606
	Incarceration	18,672,196	663,047	19,335,243	21,184,609	1,849,366
	Rehabilitation	273,180	9,453	282,633	315,571	32,938
	Health Service	2,170,968	90,191	2,261,159	2,498,283	237,124
	Auxiliary Program	884,489	15,177	899,666	1,600,000	700,334
		<u>24,051,428</u>	<u>844,043</u>	<u>24,895,471</u>	<u>27,944,839</u>	<u>3,049,368</u>
08-412	WORK TRAINING FACILITY-NORTH					
	Administration	761,380	38,036	799,416	911,062	111,646
	Incarceration	4,903,966	148,256	5,052,222	5,451,345	399,123
	Health Service	481,523	15,353	496,876	546,933	50,057
	Auxiliary Program	300,055	2,694	302,749	400,000	97,251
		<u>6,446,924</u>	<u>204,339</u>	<u>6,651,263</u>	<u>7,309,340</u>	<u>658,077</u>

STATE OF LOUISIANA
ORIGINAL AND REVISED BUDGET
ORGANIZATION AND PROGRAM
FISCAL YEAR 2002-03

SCHEDULE NUMBER	BUDGET UNIT NAME	TOTAL EXPENDITURES	TOTAL ACCOUNTS PAYABLE	TOTAL EXPENDITURES & ACCTS PAYABLE	TOTAL CURRENT YEAR BUDGET	VARIANCE
08-413	ELAYN HUNT CORRECTIONAL CENTER					
	Administration	3,678,078	267,380	3,945,458	4,233,757	288,299
	Incarceration	21,837,183	715,770	22,552,953	24,444,828	1,891,875
	Rehabilitation	252,591	37,450	290,041	330,492	40,451
	Health Service	4,762,478	253,396	5,015,874	5,448,559	432,685
	Diagnostic	3,971,059	119,331	4,090,390	4,385,375	294,985
	Auxiliary Program	1,111,644	53,359	1,165,003	1,800,000	634,997
		<u>35,613,033</u>	<u>1,446,686</u>	<u>37,059,719</u>	<u>40,643,011</u>	<u>3,583,292</u>
08-414	WADE CORRECTIONAL CENTER					
	Administration	2,618,878	120,202	2,739,080	2,935,775	196,695
	Incarceration	19,476,927	495,343	19,972,270	21,099,585	1,127,315
	Rehabilitation	186,479	4,450	190,929	218,667	27,738
	Health Service	3,244,631	109,847	3,354,478	3,559,717	205,239
	Auxiliary Program	964,977	8,217	973,194	1,500,000	526,806
		<u>26,491,892</u>	<u>738,059</u>	<u>27,229,951</u>	<u>29,313,744</u>	<u>2,083,793</u>
08-415	ADULT PROBATION AND PAROLE					
	Administration and Support	2,499,443	51,900	2,551,343	2,809,226	257,883
	Field Services	35,786,412	1,158,776	36,945,188	40,658,824	3,713,636
		<u>38,285,855</u>	<u>1,210,676</u>	<u>39,496,531</u>	<u>43,468,050</u>	<u>3,971,519</u>
08-416	WASHINGTON CORRECTIONAL FACILITY					
	Administration	1,851,009	77,907	1,928,916	2,136,355	207,439
	Incarceration	13,618,101	505,755	14,123,856	15,465,228	1,341,372
	Rehabilitation	195,915	5,518	201,433	221,948	20,515
	Health Service	1,810,093	95,579	1,905,672	2,138,964	233,292
	Auxiliary Program	718,511	6,135	724,646	900,000	175,354
		<u>18,193,629</u>	<u>690,894</u>	<u>18,884,523</u>	<u>20,862,495</u>	<u>1,977,972</u>
08-450	ADULT COMMUNITY BASED REHAB. PROG.	2,175,118	183,851	2,358,969	2,492,996	134,027
08-451	SHERIFFS' HOUSING OF STATE INMATES	134,991,098	12,895,109	147,886,207	147,921,284	35,077
	TOTAL CORRECTIONS	<u>575,520,478</u>	<u>36,164,697</u>	<u>611,685,175</u>	<u>668,653,911</u>	<u>56,968,736</u>
08-418	PUBLIC SAFETY MANAGEMENT AND FINANCE					
	Management and Finance	24,312,706	2,444,078	26,756,784	31,560,601	4,803,817
08-419	OFFICE OF STATE POLICE					
	Traffic Enforcement Program	57,685,061	1,159,469	58,844,530	67,894,522	9,049,992
	Criminal Investigation Program	12,637,534	272,715	12,910,249	15,002,662	2,092,413
	Operational Support Program	43,179,634	2,522,123	45,701,757	59,372,063	13,670,306
	Gaming Enforcement Program	15,794,722	459,734	16,254,456	19,983,009	3,728,553
	Auxiliary Program	2,856,949	76,747	2,933,696	4,030,315	1,096,619
		<u>132,153,900</u>	<u>4,490,788</u>	<u>136,644,688</u>	<u>166,282,571</u>	<u>29,637,883</u>
08-420	OFFICE OF MOTOR VEHICLE					
	Licensing Program	42,693,146	2,016,012	44,709,158	51,150,536	6,441,378
08-421	OFFICE OF LEGAL AFFAIRS					
	Legal Affairs	2,171,838	53,093	2,224,931	2,354,535	129,604
08-422	OFFICE OF STATE FIRE MARSHALL					
	Fire Prevention Program	8,263,391	400,700	8,664,091	11,182,589	2,518,498
08-423	LOUISIANA GAMING CONTROL BOARD					
	Administrative Program	682,757	36,558	719,315	1,183,651	464,336
08-424	LIQUEFIED PETROLEUM GAS COMMISSION					
	Administrative Program	451,447	33,192	484,639	606,009	121,370
08-425	LA HIGHWAY SAFETY COMMISSION					
	Administrative	7,954,102	952,876	8,906,978	18,971,479	10,064,501
	TOTAL PUBLIC SAFETY	<u>218,683,287</u>	<u>10,427,297</u>	<u>229,110,584</u>	<u>283,291,971</u>	<u>54,181,387</u>
08-000	PUBLIC SAFETY AND CORRECTIONS	794,203,765	46,591,994	840,795,759	951,945,882	111,150,123
09-303	DEPARTMENT OF HEALTH AND HOSPITALS DEVELOPMENTAL DISABILITIES COUNCIL	1,779,828	221,820	2,001,648	2,086,767	85,119
09-305	MEDICAL VENDOR ADMINISTRATION					
	Medical Vendor Administration	133,636,363	10,011,795	143,648,158	163,424,565	19,776,407
	Agency 300 and 302	20,506,863	-	20,506,863	36,775,000	16,268,137
		<u>154,143,226</u>	<u>10,011,795</u>	<u>164,155,021</u>	<u>200,199,565</u>	<u>36,044,544</u>

STATE OF LOUISIANA
ORIGINAL AND REVISED BUDGET
ORGANIZATION AND PROGRAM
FISCAL YEAR 2002-03

SCHEDULE NUMBER	BUDGET UNIT NAME	TOTAL EXPENDITURES	TOTAL ACCOUNTS PAYABLE	TOTAL EXPENDITURES & ACCTS PAYABLE	TOTAL CURRENT YEAR BUDGET	VARIANCE
09-306	MEDICAL VENDOR PAYMENTS					
	Payments to Private Providers	2,453,243,246	373,544,698	2,826,787,944	2,984,028,654	157,240,710
	Payments to Public Providers	513,032,420	49,921	513,082,341	542,926,854	29,844,513
	Medicare Buy-Ins and Supplements	100,072,376	43,291	100,115,667	104,255,821	4,140,154
	Uncompensated Care Costs	733,666,729	-	733,666,729	771,423,478	37,756,749
	IGT Payment Program	170,145,579	-	170,145,579	193,747,835	23,602,256
		<u>3,970,160,350</u>	<u>373,637,910</u>	<u>4,343,798,260</u>	<u>4,596,382,642</u>	<u>252,584,382</u>
09-307	OFFICE OF THE SECRETARY					
	Management and Finance	5,552,896	1,595,045	7,147,941	36,378,891	29,230,950
	Auxiliary Program	(147,272)	5,414	(141,858)	302,116	443,974
	Grants Program	1,748,178	693,095	2,441,273	11,941,528	9,500,255
		<u>7,153,802</u>	<u>2,293,554</u>	<u>9,447,356</u>	<u>48,622,535</u>	<u>39,175,179</u>
09-311	NEW ORLEANS HOME & REHABILITATION CTR					
	Administration and Support	889,044	67,609	956,653	1,217,334	260,681
	Patient Services	4,710,026	236,861	4,946,887	5,668,936	722,049
	Auxiliary Program	-	-	-	2,000	2,000
		<u>5,599,070</u>	<u>304,470</u>	<u>5,903,540</u>	<u>6,888,270</u>	<u>984,730</u>
09-319	VILLA FELICIANA HOSPITAL					
	Administration and Support	4,205,017	140,227	4,345,244	5,189,777	844,533
	Patient Services	9,234,795	251,817	9,486,612	11,726,175	2,239,563
	Auxiliary Program	865	556	1,421	50,000	48,579
		<u>13,440,677</u>	<u>392,600</u>	<u>13,833,277</u>	<u>16,965,952</u>	<u>3,132,675</u>
09-326	OFFICE OF PUBLIC HEALTH					
	Vital Records and Statistics	3,269,722	(74,990)	3,194,732	4,212,970	1,018,238
	Personal Health Services	210,930,287	8,774,590	219,704,877	244,396,752	24,691,875
	Environmental Health Services	23,306,827	2,637,118	25,943,945	27,999,398	2,055,453
		<u>237,506,836</u>	<u>11,336,718</u>	<u>248,843,554</u>	<u>276,609,120</u>	<u>27,765,566</u>
09-330	OFFICE OF MENTAL HEALTH					
	Administration and Support	3,897,746	352,266	4,250,012	8,461,271	4,211,259
	Community Based Programs	6,146,432	955,069	7,101,501	11,271,784	4,170,283
		<u>10,044,178</u>	<u>1,307,335</u>	<u>11,351,513</u>	<u>19,733,055</u>	<u>8,381,542</u>
09-331	CENTRAL LA. STATE HOSPITAL					
	Administration and Support	6,746,774	249,915	6,996,689	8,046,346	1,049,657
	Patient Care	33,617,425	1,516,969	35,134,394	38,826,216	3,691,822
		<u>40,364,199</u>	<u>1,766,884</u>	<u>42,131,083</u>	<u>46,872,562</u>	<u>4,741,479</u>
09-332	EASTERN LOUISIANA MENTAL HEALTH SYSTEM					
	Administration and Support	11,625,134	408,374	12,033,508	13,416,939	1,383,431
	Patient Care - Forensic Division	71,639,748	4,478,262	76,118,010	83,380,524	7,262,514
	Auxiliary Program	45,795	(27,359)	18,436	75,000	56,564
		<u>83,310,677</u>	<u>4,859,277</u>	<u>88,169,954</u>	<u>96,872,463</u>	<u>8,702,509</u>
09-333	SOUTHEAST LOUISIANA HOSPITAL					
	Administration and Support	9,741,667	379,872	10,121,539	11,049,119	927,580
	Auxiliary Program	62,760,099	5,155,033	67,915,132	73,182,433	5,267,301
	Patient Care	10,000	-	10,000	10,000	-
		<u>72,511,766</u>	<u>5,534,905</u>	<u>78,046,671</u>	<u>84,241,552</u>	<u>6,194,881</u>
09-340	CITIZENS WITH DEVELOPMENT DISABILITIES					
	Administration	1,495,440	39,208	1,534,648	1,594,384	59,736
	Community Based Programs	29,688,211	2,476,566	32,164,777	35,152,542	2,987,765
		<u>31,183,651</u>	<u>2,515,774</u>	<u>33,699,425</u>	<u>36,746,926</u>	<u>3,047,501</u>
09-342	METROPOLITAN DEVELOPMENT CENTER					
	Administration and Support	5,889,496	239,418	6,128,914	6,754,832	625,918
	Patient Care	21,115,945	772,125	21,888,070	24,069,332	2,181,262
	Auxiliary Program	78,015	865	78,880	210,000	131,120
		<u>27,083,456</u>	<u>1,012,408</u>	<u>28,095,864</u>	<u>31,034,164</u>	<u>2,938,300</u>
09-344	HAMMOND DEVELOPMENT CENTER					
	Administration and Support	6,341,722	312,277	6,653,999	7,586,453	932,454
	Auxiliary	152,467	-	152,467	155,000	2,533
	Patient Care	24,265,339	1,192,931	25,458,270	29,086,830	3,628,560
		<u>30,759,528</u>	<u>1,505,208</u>	<u>32,264,736</u>	<u>36,828,283</u>	<u>4,563,547</u>
09-346	NORTHWEST DEVELOPMENT CENTER					
	Administration and Support	3,068,453	75,876	3,144,329	3,463,015	318,686
	Patient Care	10,496,689	314,368	10,811,057	11,788,192	977,135
	Auxiliary Program	18,129	22	18,151	20,000	1,849
		<u>13,583,271</u>	<u>390,266</u>	<u>13,973,537</u>	<u>15,271,207</u>	<u>1,297,670</u>

STATE OF LOUISIANA
ORIGINAL AND REVISED BUDGET
ORGANIZATION AND PROGRAM
FISCAL YEAR 2002-03

SCHEDULE NUMBER	BUDGET UNIT NAME	TOTAL EXPENDITURES	TOTAL ACCOUNTS PAYABLE	TOTAL EXPENDITURES & ACCTS PAYABLE	TOTAL CURRENT YEAR BUDGET	VARIANCE
09-347	PINECREST DEVELOPMENT CENTER					
	Administration and Support	15,544,133	(20,750)	15,523,383	17,260,138	1,736,755
	Patient Care	59,279,761	1,269,950	60,549,711	66,205,687	5,655,976
	Auxiliary Program	352,574	(28,146)	324,428	359,000	34,572
		<u>75,176,468</u>	<u>1,221,054</u>	<u>76,397,522</u>	<u>83,824,825</u>	<u>7,427,303</u>
09-348	RUSTON DEVELOPMENT CENTER					
	Administration and Support	971,856	(107,211)	864,645	1,987,717	1,123,072
	Patient Care	2,936,996	148,309	3,085,305	6,094,993	3,009,688
	Auxiliary Program	9,745	(6,995)	2,750	75,000	72,250
		<u>3,918,597</u>	<u>34,103</u>	<u>3,952,700</u>	<u>8,157,710</u>	<u>4,205,010</u>
09-349	SOUTHWEST DEVELOPMENT CENTER					
	Administration and Support	2,121,077	103,496	2,224,573	2,682,404	457,831
	Patient Care	6,565,763	251,394	6,817,157	8,521,689	1,704,532
	Auxiliary Program	182,039	8,108	190,147	220,000	29,853
		<u>8,868,879</u>	<u>362,998</u>	<u>9,231,877</u>	<u>11,424,093</u>	<u>2,192,216</u>
09-351	OFFICE FOR ADDICTIVE DISORDERS					
	Administration	1,666,411	46,367	1,712,778	2,114,477	401,699
	Prevention and Treatment Services	46,583,125	3,822,640	50,405,765	66,793,243	16,387,478
	Auxiliary Programs	42,934	766	43,700	144,500	100,800
		<u>48,292,470</u>	<u>3,869,773</u>	<u>52,162,243</u>	<u>69,052,220</u>	<u>16,889,977</u>
09-000	DEPARTMENT OF HEALTH AND HOSPITALS	<u>4,834,880,929</u>	<u>422,578,852</u>	<u>5,257,459,781</u>	<u>5,687,813,911</u>	<u>430,354,130</u>
10-355	DEPARTMENT OF SOCIAL SERVICES OFFICE OF FAMILY SUPPORT					
	Executive and Administrative Support	26,232,158	1,202,449	27,434,607	53,209,480	25,774,873
	Client Services	113,410,508	9,815,114	123,225,622	194,369,365	71,143,743
	Client Payments	903,216,673	32,764,734	935,981,407	563,881,401	(372,100,006)
		<u>1,042,859,339</u>	<u>43,782,297</u>	<u>1,086,641,636</u>	<u>811,460,246</u>	<u>(275,181,390)</u>
10-357	OFFICE OF THE SECRETARY Executive and Administrative Support	<u>39,220,881</u>	<u>2,683,313</u>	<u>41,904,194</u>	<u>58,873,227</u>	<u>16,969,033</u>
10-370	OFFICE OF COMMUNITY SERVICES					
	Administration	6,350,017	43,612	6,393,629	8,398,385	2,004,756
	Child Welfare Services	174,167,902	4,597,630	178,765,532	216,370,080	37,604,548
	Community Based Services	2,415,128	552,612	2,967,740	4,160,400	1,192,660
		<u>182,933,047</u>	<u>5,193,854</u>	<u>188,126,901</u>	<u>228,928,865</u>	<u>40,801,964</u>
10-374	REHABILITATION SERVICES					
	Administration	3,220,620	71,804	3,292,424	3,907,314	614,890
	Vocational Rehabilitation Services	44,049,740	497,293	44,547,033	64,896,913	20,349,880
	Specialized Rehabilitation Services	3,299,968	715,458	4,015,426	6,460,692	2,445,266
		<u>50,570,328</u>	<u>1,284,555</u>	<u>51,854,883</u>	<u>75,264,919</u>	<u>23,410,036</u>
10-000	DEPARTMENT OF SOCIAL SERVICES	<u>1,315,583,595</u>	<u>52,944,019</u>	<u>1,368,527,614</u>	<u>1,174,527,257</u>	<u>(194,000,357)</u>
11-431	DEPARTMENT OF NATURAL RESOURCES OFFICE OF THE SECRETARY					
	Executive	3,557,159	705,876	4,263,035	9,633,381	5,370,346
	Management and Finance	7,825,019	98,035	7,923,054	12,702,503	4,779,449
	Technology Assessment	2,553,633	174,280	2,727,913	9,586,556	6,858,643
	Atchafalaya Basin Program	1,113,732	87,513	1,201,245	1,695,348	494,103
	Auxiliary Program	4,537,860	103,325	4,641,185	14,036,852	9,395,667
		<u>19,587,403</u>	<u>1,169,029</u>	<u>20,756,432</u>	<u>47,654,640</u>	<u>26,898,208</u>
11-432	OFFICE OF CONSERVATION					
	Oil and Gas Regulatory	7,037,099	92,225	7,129,324	10,751,914	3,622,590
	Public Safety	3,176,114	220,072	3,396,186	4,391,552	995,366
		<u>10,213,213</u>	<u>312,297</u>	<u>10,525,510</u>	<u>15,143,466</u>	<u>4,617,956</u>
11-434	OFFICE OF MINERAL RESOURCES Mineral Resources Management	<u>5,245,146</u>	<u>434,489</u>	<u>5,679,635</u>	<u>9,444,750</u>	<u>3,765,115</u>
11-435	COASTAL RESTORATION AND MANAGEMENT	<u>42,977,876</u>	<u>782,397</u>	<u>43,760,273</u>	<u>105,578,543</u>	<u>61,818,270</u>
11-000	DEPARTMENT OF NATURAL RESOURCES	<u>78,023,638</u>	<u>2,698,212</u>	<u>80,721,850</u>	<u>177,821,399</u>	<u>97,099,549</u>
12-440	DEPARTMENT OF REVENUE AND TAXATION OFFICE OF REVENUE					
	Tax Collection	57,054,083	3,453,166	60,507,249	76,389,297	15,882,048
	Alcohol and Tobacco Control	3,425,078	216,788	3,641,866	4,481,973	840,107
	Office of Charitable Gaming	875,824	53,981	929,805	1,060,218	130,413
		<u>61,354,985</u>	<u>3,723,935</u>	<u>65,078,920</u>	<u>81,931,488</u>	<u>16,852,568</u>

STATE OF LOUISIANA
ORIGINAL AND REVISED BUDGET
ORGANIZATION AND PROGRAM
FISCAL YEAR 2002-03

SCHEDULE NUMBER	BUDGET UNIT NAME	TOTAL EXPENDITURES	TOTAL ACCOUNTS PAYABLE	TOTAL EXPENDITURES & ACCTS PAYABLE	TOTAL CURRENT YEAR BUDGET	VARIANCE
12-441	LOUISIANA TAX COMMISSION Property Taxation Regulatory/Oversight SUPR & Asst to Local Assessors	2,078,462 870 <u>2,079,332</u>	96,522 48,775 <u>145,297</u>	2,174,984 49,645 <u>2,224,629</u>	2,490,311 50,000 <u>2,540,311</u>	315,327 355 <u>315,682</u>
12-000	DEPARTMENT OF REVENUE AND TAXATION	<u>63,434,317</u>	<u>3,869,232</u>	<u>67,303,549</u>	<u>84,471,799</u>	<u>17,168,250</u>
13-850	DEPARTMENT OF ENVIRONMENTAL QUALITY OFFICE OF THE SECRETARY Administrative	<u>3,424,572</u>	<u>111,155</u>	<u>3,535,727</u>	<u>4,887,143</u>	<u>1,351,416</u>
13-851	OFFICE OF ENVIRONMENTAL COMPLIANCE Environmental Compliance	<u>15,868,869</u>	<u>432,022</u>	<u>16,300,891</u>	<u>19,647,272</u>	<u>3,346,381</u>
13-852	OFFICE OF ENVIRONMENTAL SERVICES Environmental Services	<u>10,091,506</u>	<u>354,650</u>	<u>10,446,156</u>	<u>12,434,504</u>	<u>1,988,348</u>
13-853	OFFICE OF ENVIRONMENTAL ASSESSMENT Environmental Services	<u>18,526,968</u>	<u>1,082,854</u>	<u>19,609,822</u>	<u>27,366,301</u>	<u>7,756,479</u>
13-855	MANAGEMENT AND FINANCE Support Services	<u>45,142,975</u>	<u>4,205,280</u>	<u>49,348,255</u>	<u>63,475,233</u>	<u>14,126,978</u>
13-000	DEPARTMENT OF ENVIRONMENTAL QUALITY	<u>93,054,890</u>	<u>6,185,961</u>	<u>99,240,851</u>	<u>127,810,453</u>	<u>28,569,602</u>
14-474	DEPARTMENT OF EMPLOYMENT & TRAINING OFFICE OF WORKFORCE DEVELOPMENT Administration Unemployment Benefits Program Job Training and Placement Program Community Based Services Worker Protection Program Management and Finance Program Occupational Information System Program	6,735,262 11,179,941 106,403,805 13,283,158 925,694 7,269,872 8,580,877 <u>154,378,609</u>	1,362,669 1,044,032 16,525,365 988,206 18,401 523,661 459,757 <u>20,922,091</u>	8,097,931 12,223,973 122,929,170 14,271,364 944,095 7,793,533 9,040,634 <u>175,300,700</u>	40,011,113 13,262,815 285,421,942 15,187,724 1,035,140 9,679,879 10,075,878 <u>374,674,491</u>	31,913,182 1,038,842 162,492,772 916,360 91,045 1,886,346 1,035,244 <u>199,373,791</u>
14-475	OFFICE OF WORKERS COMPENSATION Injured Worker's Benefit Protection Program Injured Worker Reemployment Program	9,665,494 27,759,899 <u>37,425,393</u>	4,960 (2,302) <u>2,658</u>	9,670,454 27,757,597 <u>37,428,051</u>	11,523,099 30,154,617 <u>41,677,716</u>	1,852,645 2,397,020 <u>4,249,665</u>
14-000	DEPARTMENT OF EMPLOYMENT & TRAINING	<u>191,804,002</u>	<u>20,924,749</u>	<u>212,728,751</u>	<u>416,352,207</u>	<u>203,623,456</u>
16-511	DEPARTMENT OF WILDLIFE AND FISHERIES OFFICE OF MANAGEMENT AND FINANCE Management and Finance Auxiliary	6,816,250 277,363 <u>7,093,613</u>	503,724 2,299 <u>506,023</u>	7,319,974 279,662 <u>7,599,636</u>	8,892,294 310,313 <u>9,202,607</u>	1,572,320 30,651 <u>1,602,971</u>
16-512	OFFICE OF THE SECRETARY Administrative Enforcement Marketing	371,744 12,887,450 531,468 <u>13,790,662</u>	21,296 878,290 88,531 <u>988,117</u>	393,040 13,765,740 619,999 <u>14,778,779</u>	533,012 19,314,665 1,167,133 <u>21,014,810</u>	139,972 5,548,925 547,134 <u>6,236,031</u>
16-513	OFFICE OF WILDLIFE Wildlife	<u>17,233,434</u>	<u>1,730,725</u>	<u>18,964,159</u>	<u>29,268,883</u>	<u>10,304,724</u>
16-514	OFFICE OF FISHERIES Fisheries	<u>12,189,198</u>	<u>906,196</u>	<u>13,095,394</u>	<u>20,917,754</u>	<u>7,822,360</u>
16-000	DEPARTMENT OF WILDLIFE AND FISHERIES	<u>50,306,907</u>	<u>4,131,061</u>	<u>54,437,968</u>	<u>80,404,054</u>	<u>25,966,086</u>
17-560	DEPARTMENT OF CIVIL SERVICE OFFICE OF STATE CIVIL SERVICE Administration Human Resources Management	2,934,433 2,785,738 5,720,171 <u>5,720,171</u>	84,993 97,266 182,259 <u>182,259</u>	3,019,426 2,883,004 5,902,430 <u>5,902,430</u>	3,824,942 3,600,633 7,425,575 <u>7,425,575</u>	805,516 717,629 1,523,145 <u>1,523,145</u>
17-561	MUNICIPAL FIRE AND POLICE CIVIL SERVICE Administration	<u>899,259</u>	<u>35,865</u>	<u>935,124</u>	<u>1,055,566</u>	<u>120,442</u>
17-562	ETHICS ADMINISTRATION Administration	<u>1,199,051</u>	<u>34,526</u>	<u>1,233,577</u>	<u>1,319,589</u>	<u>86,012</u>

STATE OF LOUISIANA
ORIGINAL AND REVISED BUDGET
ORGANIZATION AND PROGRAM
FISCAL YEAR 2002-03

SCHEDULE NUMBER	BUDGET UNIT NAME	TOTAL EXPENDITURES	TOTAL ACCOUNTS PAYABLE	TOTAL EXPENDITURES & ACCTS PAYABLE	TOTAL CURRENT YEAR BUDGET	VARIANCE
17-563	STATE POLICE COMMISSION Administration	380,200	25,200	405,400	458,226	52,826
17-564	DIVISION OF ADMINISTRATIVE LAW Administration	2,019,202	70,994	2,090,196	2,235,053	144,857
17-000	DEPARTMENT OF CIVIL SERVICE	10,217,883	348,844	10,566,727	12,494,009	1,927,282
18-585	RETIREMENT SYSTEMS ST. CONTR. LA STATE EMPLOYEES RETIREMENT State Aid	4,927,131	-	4,927,131	4,927,131	-
18-586	ST. CONTRIBUTION TEACHERS RETIREMENT State Aid	6,435,620	-	6,435,620	6,435,620	-
18-000	RETIREMENT SYSTEMS	11,362,751	-	11,362,751	11,362,751	-
19-651	HIGHER EDUCATION LA SCHOOL FOR VISUALLY IMPAIRED Administration/Support Services Instructional Services Residential Services	1,194,703 2,688,727 21,676 5,160,549	64,695 94,226 21,676 180,597	1,259,398 2,782,953 1,298,795 5,341,146	1,399,336 3,052,280 1,402,324 5,853,940	139,938 269,327 103,529 512,794
19-653	LA SCHOOL FOR THE DEAF Administration/Support Services Instructional Services Residential Services Auxiliary Program	3,208,770 6,784,841 3,118,162 3,232 13,115,005	156,274 885,036 68,952 (104) 1,110,158	3,365,044 7,669,877 3,187,114 3,128 14,225,163	3,784,525 8,501,415 3,570,359 15,000 15,871,299	419,481 831,538 383,245 11,872 1,646,136
19-655	LA SPECIAL EDUCATION CENTER Administration/Support Services Instructional Services Residential Services	1,809,350 2,171,447 3,116,442 7,097,239	30,977 218,233 37,051 286,261	1,840,327 2,389,680 3,153,493 7,383,500	1,983,864 2,951,904 3,324,000 8,259,768	143,537 562,224 170,507 876,268
19-657	LA MATH, SCIENCE, AND ARTS Administration/Support Services Instructional Services Residential Services Telelearning	1,019,635 3,152,556 1,229,044 1,218,904 6,620,139	38,200 52,285 8,191 51,394 150,070	1,057,835 3,204,841 1,237,235 1,270,298 6,770,209	1,129,377 3,503,150 1,401,321 1,374,206 7,407,984	71,542 298,309 164,016 103,908 637,775
19-661	STUDENT FINANCIAL ASSISTANCE Administration/Support Services Loan Operations Scholarships/Grants TOPS Tuition	(92,248) 24,256,354 2,829,480 102,834,210 129,827,796	356,342 3,304,170 169,567 281,898 4,111,977	264,094 27,560,524 2,999,047 103,116,108 133,939,773	5,307,745 33,068,855 3,629,817 103,805,737 145,812,154	5,043,651 5,508,331 630,770 689,629 11,872,381
19-662	LA EDUCATIONAL TELEVISION AUTHORITY Administration/Support Services Broadcasting	673,705 6,794,048 7,467,753	27,531 1,235,746 1,263,277	701,236 8,029,794 8,731,030	746,532 8,922,295 9,668,827	45,296 892,501 937,797
	LA EDUCATIONAL TELEVISION AUTH.-FOUND.	2,651,136	143,510	2,794,646	-	(2,794,646)
19-663	COUNCIL FOR THE DEVELOPMENT OF FRENCH Administration and Education	276,463	12,404	288,867	329,723	40,856
19-666	BOARD OF ELEMENTARY & SECONDARY ED Administration LA Quality Education Support Fund	1,026,155 13,419,022 14,445,177	111,306 6,064,233 6,175,539	1,137,461 19,483,255 20,620,716	4,150,693 33,527,742 37,678,435	3,013,232 14,044,487 17,057,719
19-672	LA SYSTEMIC INITIATIVE PROGRAM Instruction Support Servicing	330,323 1,630,903 1,961,226	481,369 126,824 608,193	811,692 1,757,727 2,569,419	1,334,888 3,168,464 4,503,352	523,196 1,410,737 1,933,933
19-673	NEW ORLEANS CENTER FOR CREATIVE ARTS Administration/Support Services Instructional Services	707,045 3,028,224 3,735,269	34,703 111,586 146,289	741,748 3,139,810 3,881,558	851,004 3,620,489 4,471,493	109,256 480,679 589,935

STATE OF LOUISIANA
ORIGINAL AND REVISED BUDGET
ORGANIZATION AND PROGRAM
FISCAL YEAR 2002-03

SCHEDULE NUMBER	BUDGET UNIT NAME	TOTAL EXPENDITURES	TOTAL ACCOUNTS PAYABLE	TOTAL EXPENDITURES & ACCTS PAYABLE	TOTAL CURRENT YEAR BUDGET	VARIANCE
19-674	LA UNIVERSITY MARINE CONSORTIUM La University Marine Consortium Auxiliary Programs	4,926,452 1,021,618 5,948,070	278,040 187,488 465,528	5,204,492 1,209,106 6,413,598	7,780,329 1,650,000 9,430,329	2,575,837 440,894 3,016,731
19-678	STATE ACTIVITIES Executive Office Management and Finance Office of Student and School Perf. Office of Quality Education Office of School and Community Partnerships La Center for Educational Technology Regional Service Centers Auxiliary Programs	2,647,572 14,459,164 20,114,456 8,113,771 7,531,949 3,278,849 2,709,918 94,808 58,950,487	4,123 41,151 6,284,851 1,966,005 1,090,251 184,933 287,103 7,967 9,866,384	2,651,695 14,500,315 26,399,307 10,079,776 8,622,200 3,463,782 2,997,021 102,775 68,816,871	3,460,611 22,752,988 37,533,028 13,543,960 12,256,098 4,066,836 5,655,376 233,982 99,502,879	808,916 8,252,673 11,133,721 3,464,184 3,633,898 603,054 2,658,355 131,207 30,686,008
19-681	SUBGRANTEE ASSISTANCE Disadvantage/Disabled Student Support Quality Educators Classroom Technology School Accountability & Improvement Adult Education School and Community Support	288,858,374 64,657,937 8,956,362 45,738,529 23,608,920 311,899,410 743,719,532	69,127,898 23,795,106 2,390,290 21,227,379 2,977,512 27,113,493 146,631,678	357,986,272 88,453,043 11,346,652 66,965,908 26,586,432 339,012,903 890,351,210	442,867,751 103,741,690 17,490,400 107,510,761 30,270,676 371,152,374 1,073,033,652	84,881,479 15,288,647 6,143,748 40,544,853 3,684,244 32,139,471 182,682,442
19-695	MINIMUM FOUNDATION PROGRAM	2,466,411,320	-	2,466,411,320	2,471,714,464	5,303,144
19-697	NON-PUBLIC EDUCATIONAL ASSISTANCE Required Services School Lunch Salary Supplements Transportation Textbooks Administration Textbooks	8,820,795 5,500,083 6,858,618 156,847 2,648,279 23,984,622	2,764,753 - - 42,587 719,115 3,526,455	11,585,548 5,500,083 6,858,618 199,434 3,367,394 27,511,077	11,708,889 5,500,083 6,858,621 209,210 3,512,600 27,789,403	123,341 - 3 9,776 145,206 278,326
19-699	SPECIAL SCHOOL DISTRICT Administration Instruction Special School Dist #2 Instruction	1,222,902 13,308,796 4,937,500 19,469,198	(55,463) 184,527 151,339 280,403	1,167,439 13,493,323 5,088,839 19,749,601	1,471,174 15,643,254 5,862,822 22,977,250	303,735 2,149,931 773,983 3,227,649
	COLLEGES	989,187,878	-	989,187,878	2,062,879,000	1,073,691,122
19-000	HIGHER EDUCATION	4,500,028,859	174,958,723	4,674,987,582	6,007,183,952	1,332,196,370
20-901	OTHER APPROPRIATIONS SALES TAX DEDICATIONS Other Requirements	15,981,500	10,187,130	26,168,630	29,580,377	3,411,747
20-903	PARISH TRANSPORTATION PROGRAMS Parish Transportation Program Parish Transportation - Mass Transit Parish Transportation - Local Match RR and Bridges	24,713,154 3,943,716 3,000,000 31,656,870	6,387,783 1,018,784 - 7,406,567	31,100,937 4,962,500 3,000,000 39,063,437	31,237,500 4,962,500 3,000,000 39,200,000	136,563 - - 136,563
20-905	INTERIM EMERGENCY BOARD	18,453	5,889	24,342	35,451	11,109
20-909	LOUISIANA HEALTH INSURANCE ASSOCIATION State Aid	2,000,000	-	2,000,000	2,000,000	-
20-922	GENERAL OBLIGATION DEBT SERVICE Bond Defeasance	95,394,807	-	95,394,807	95,394,807	-
20-923	CORRECTIONS- DEBT SERVICE Debt Service	5,574,184	-	5,574,184	5,958,348	384,164
20-924	VIDEO DRAW POKER - LOCAL GOV. AID State Aid	31,925,844	5,585,948	37,511,792	38,400,000	888,208
20-928	SHERIFF'S SUPPLEMENTAL PAY Deputy Sheriff's Supplemental Pay	25,371,320	2,277,241	27,648,561	27,736,875	88,314
20-929	PATIENT'S COMPENSATION Other Requirements	73,022,566	4,206,565	77,229,131	75,000,000	(2,229,131)

STATE OF LOUISIANA
ORIGINAL AND REVISED BUDGET
ORGANIZATION AND PROGRAM
FISCAL YEAR 2002-03

SCHEDULE NUMBER	BUDGET UNIT NAME	TOTAL EXPENDITURES	TOTAL ACCOUNTS PAYABLE	TOTAL EXPENDITURES & ACCTS PAYABLE	TOTAL CURRENT YEAR BUDGET	VARIANCE
20-932	2% FIRE INSURANCE State Payments	-	10,732,135	10,732,135	10,733,000	865
20-933	GOVERNOR'S CONFERENCE & INTERSTATE COMP	177,223	-	177,223	439,829	262,606
20-940	EMERGENCY MEDICAL SERVICES	-	78,219	78,219	150,000	71,781
20-945	SCHEDULE 20 -STATE AID Other Requirements	13,743,926	1,217,064	14,960,990	16,293,283	1,332,293
20-966	SUPPLEMENTAL PAYMENTS Municipal Police Officers Supplemental Pay Firefighters' Supplemental Pay Supplemental Payments	22,064,048 17,428,790 684,055 40,176,893	17,720 30,040 580 48,340	22,081,768 17,458,830 684,635 40,225,233	22,135,800 17,490,200 686,093 40,312,093	54,032 31,370 1,458 86,860
20-977	DOA - DEBT SERVICE AND MAINTENANCE	24,216,243	352,904	24,569,147	25,791,196	1,222,049
20-065	STATE REVENUE SHARING	90,000,000	-	90,000,000	90,000,000	-
20-800	STATE EMPLOYEES' GROUP BENEFITS PROGRAM	786,357,887	25,967,155	812,325,042	-	(812,325,042)
20-804	OFFICE OF RISK MANAGEMENT Administrative Other Claims Related Contract Litigation Division of Risk Litigation	8,535,455 98,766,123 14,572,786 8,461,589 130,335,953	357,801 57,827 116,325 859,631 1,391,584	8,893,256 98,823,950 14,689,111 9,321,220 131,727,537	- - - - -	(8,893,256) (98,823,950) (14,689,111) (9,321,220) (131,727,537)
20-000	OTHER APPROPRIATIONS	1,365,953,669	69,456,741	1,435,410,410	497,025,259	(938,385,151)
TOTAL GENERAL FUND		\$ 14,520,843,589	\$ 876,161,013	\$ 15,396,765,602	\$ 16,911,267,022	\$ 1,514,501,420
SPECIAL REVENUE FUNDS:						
	DEFICIT ELIMINATION/CAPITAL OUTLAY	\$ 16,417,000	\$ 462,000	\$ 16,879,000	\$ -	\$ -
	FEED COMMISSION	151,000	178,000	329,000	-	-
	FERTILIZER FUND	322,000	193,000	515,000	-	-
	FIRE INSURANCE	1,612,000	-	1,612,000	-	-
	HIGHER EDUCATION INITIATIVES	3,968,000	424,000	4,392,000	-	-
	LOUISIANA FUND	8,600,000	5,764,000	14,364,000	-	-
	LOUISIANA QUALITY EDUCATION SUPPORT	12,713,000	14,482,000	27,195,000	-	-
	PARI-MUTUEL LIVE RACING FACILITY	500,000	-	500,000	-	-
	PARISH AND MUNICIPALITIES	7,189,000	20,000	7,209,000	-	-
	PARISH ROYALTY FUND	37,020,000	-	37,020,000	-	-
	PESTICIDE FUND	64,000	223,000	287,000	-	-
	PROPRIETARY SCHOOL STUDENTS PROTECTION	6,000	-	6,000	-	-
	RETIREMENT SYSTEMS INSURANCE	33,547,000	-	33,547,000	-	-
	SAVINGS ENHANCEMENT	27,000	-	27,000	-	-
	SEVERANCE TAX	35,639,000	-	35,639,000	-	-
	SPORTS FACILITY ASSISTANCE	676,000	-	676,000	-	-
	STATE HIGHWAY FUND #2	9,027,000	-	9,027,000	-	-
	SUPPORT EDUCATION IN LOUISIANA FIRST	33,424,000	4,841,000	38,265,000	-	-
	TOBACCO TAX HEALTH CARE	13,002,000	2,101,000	15,103,000	-	-
	TOTAL SPECIAL REVENUE FUNDS	213,904,000	28,688,000	242,592,000	-	-
	DEBT SERVICE FUNDS:					
	BOND SECURITY AND REDEMPTION	299,049,000	12,000	299,061,000	-	-
	TIMED ACCOUNT	54,059,000	-	54,059,000	-	-
	TOTAL DEBT SERVICE FUNDS	353,108,000	12,000	353,120,000	-	-
	PERMANENT FUNDS					
	HEALTH EXCELLENCE FUND	247,000	-	247,000	-	-
	W.R. IRBY BEQUEST FUND	980,000	1,000	981,000	-	-
	TOTAL PERMANENT FUNDS	1,227,000	1,000	1,228,000	-	-
	CAPITAL OUTLAY FUND:					
	CAPITAL OUTLAY ESCROW FUND	1,159,534,000	-	1,159,534,000	-	-
	TOTAL CAPITAL OUTLAY FUND	1,159,534,000	-	1,159,534,000	-	-
	TOTAL GOVERNMENTAL FUND TYPES AND EXPENDABLE TRUST FUNDS	\$ 16,248,616,589	\$ 904,862,013	\$ 17,153,239,602	\$ 16,911,267,022	\$ 1,514,501,420

STATE OF LOUISIANA
ORIGINAL AND REVISED BUDGET
ORGANIZATION AND PROGRAM
FISCAL YEAR 2002-03

SCHEDULE NUMBER	BUDGET UNIT NAME	TOTAL EXPENDITURES	TOTAL ACCOUNTS PAYABLE	TOTAL EXPENDITURES & ACCTS PAYABLE	TOTAL CURRENT YEAR BUDGET	VARIANCE
INTERNAL SERVICE FUNDS:						
	ADMINISTRATIVE SERVICES	\$ 3,882,000	\$ 110,000	\$ 3,992,000	\$ -	-
	ADMINISTRATIVE SUPPORT	2,601,000	35,000	2,636,000	-	-
	CENTRAL REGIONAL LAUNDRY	622,000	31,000	653,000	-	-
	FLIGHT MAINTENANCE OPERATIONS	1,011,000	26,000	1,037,000	-	-
	JACKSON REGIONAL LAUNDRY	878,000	39,000	917,000	-	-
	OFFICE OF TELECOMMUNICATIONS	53,832,000	1,220,000	55,052,000	-	-
	TOTAL INTERNAL SERVICE FUNDS	62,826,000	1,461,000	64,287,000	-	-
PRIVATE-PURPOSE TRUST FUNDS						
	LA EDUCATION TUITION AND SAVINGS FUND	500,000	-	500,000	-	-
	TOTAL PRIVATE-PURPOSE TRUST FUNDS	500,000	-	500,000	-	-
PENSION AND INVESTMENT FUNDS:						
	LA.STATE POLICE RETIREMENT	22,647,000	412,000	23,059,000	-	-
	LA. TEACHERS RETIREMENT	1,030,578,000	6,215,000	1,036,793,000	-	-
	LA. SCHOOL EMPLOYEES RETIREMENT	132,320,000	795,000	133,115,000	-	-
	LA. STATE EMPLOYEES RETIREMENT	575,804,000	5,079,000	580,883,000	-	-
	LA. ASSET MANAGEMENT POOL	1,653,029,000	405,000	1,653,434,000	-	-
	TOTAL PENSION AND INVESTMENT TRUST FUNDS	3,414,378,000	12,906,000	3,427,284,000	-	-
ENTERPRISE FUNDS:						
	DRINKING WATER REVOLVING LOAN FUND	-	-	-	-	-
	LA. AGRICULTURE FINANCE AUTHORITY	-	-	-	-	-
	LA. CORRECTIONAL FACILITIES CORPORATION	274,000	-	274,000	-	-
	LA. FEDERAL PROPERTY ASSISTANCE AGENCY	1,868,000	25,000	1,893,000	-	-
	LA. LOTTERY CORPORATION	199,869,000	2,874,000	202,743,000	-	-
	LA. OFFICE BUILDING CORPORATION	2,576,000	1,091,000	3,667,000	-	-
	LA. OPPORTUNITY LOAN FUND	68,000	29,000	97,000	-	-
	OFFICE FACILITIES CORPORATION	5,699,000	6,440,000	12,139,000	-	-
	MUNICIPAL FACILITIES REVOLVING	-	-	-	-	-
	LA. PROPERTY ASSISTANCE AGENCY	3,711,000	223,000	3,934,000	-	-
	PRISON ENTERPRISES	23,159,000	1,334,000	24,493,000	-	-
	PUBLIC SAFETY SERVICES CAFETERIAS	1,949,000	98,000	2,047,000	-	-
	UNEMPLOYMENT TRUST FUND	372,160,000	-	372,160,000	-	-
	BOARDS AND COMMISSIONS	22,913,000	1,327,000	24,240,000	-	-
	MUNICIPALITIES ENERGY EXPENSE LOAN FUND	-	-	-	-	-
	DONALD J. THIBODEAUX TRAINING COMPLEX	10,717,000	1,247,000	11,964,000	-	-
	TOTAL ENTERPRISE FUNDS	644,963,000	14,688,000	659,651,000	-	-
	TOTAL PROPRIETARY & SIMILAR TRUST FUNDS	4,122,667,000	29,055,000	4,151,722,000	-	-
	GRAND TOTAL	\$ 20,371,283,589	\$ 933,917,013	\$ 21,305,200,602	\$ 16,911,267,022	\$ 1,514,262,420
	COMPONENT UNITS	\$ 3,787,950,000	\$ 431,980,000	\$ 4,219,930,000	\$ -	\$ -

STATE OF LOUISIANA
SCHEDULE OF BONDED INDEBTEDNESS
JUNE 30, 2003

	DATE OF ISSUE	ORIGINAL AMOUNT OF ISSUE	BALANCE TO FINAL MATURITY AS OF JUNE 30, 2002		PAYMENTS JULY 1, 2002 - JUNE 30, 2003		FINAL MATURITY DATE	BALANCE TO FINAL MATURITY AS OF JUNE 30, 2003		
			PRINCIPAL	INTEREST	PRINCIPAL	INTEREST		PRINCIPAL	INTEREST	TOTAL
GENERAL OBLIGATIONS BONDS PAID BY THE STATE TREASURER FROM BOND SECURITY REDEMPTION FUND REFLECTED IN LONG TERM DEBT ACCOUNT GROUP										
General Obligation Bonds: Constitution Article VII S:6,7,9 of 1974										
SERIES 1977-C (a)(d)(c)	10-01-77	\$ 100,000,000	\$ 120,000	\$ 2,847	\$ 120,000	\$ 2,847	2003	\$ -	\$ -	\$ -
SERIES 1991-A (f)	01-08-92	87,785,000	10,280,000	191,373	-	148,539	2004	10,280,000	42,834	10,322,834
SERIES 1991-B (f)	01-08-92	36,812,456	15,257,780	17,686,219	3,010,689	2,875,311	2004	12,247,091	14,810,908	27,057,999
SERIES 1993-A (b)(e)(f)	02-01-93	479,270,000	276,145,000	58,478,762	19,275,000	15,061,738	2011	256,870,000	43,417,024	300,287,024
SERIES 1993-B (b)(f)	02-01-93	125,000,000	87,785,000	33,413,085	5,190,000	4,911,470	2014	82,595,000	28,501,615	111,096,615
SERIES 1994-A (a)(b)(c)(d)(f)(g)(h)(l)(j)	04-01-94	199,995,000	26,295,000	3,236,945	23,245,000	2,883,146	2006	3,050,000	353,799	3,403,799
SERIES 1995-A (a)(b)(c)(f)(g)(l)(j)	02-15-95	200,000,000	38,750,000	7,887,151	28,210,000	5,526,189	2007	10,540,000	2,360,962	12,900,962
SERIES 1996-A (f)	05-17-96	426,525,000	140,220,000	6,415,209	111,245,000	5,020,850	2005	28,975,000	1,394,359	30,369,359
SERIES 1997-A (c)(e)(g)(h)(j)	03-15-97	225,625,000	190,335,000	93,138,981	17,455,000	11,075,162	2017	172,880,000	82,063,819	254,943,819
SERIES 1998-A (f)	05-07-98	338,090,000	320,005,000	102,189,561	11,620,000	16,534,283	2014	308,385,000	85,655,278	394,040,278
SERIES 1998-B (f)(j)	05-07-98	207,750,000	182,035,000	89,213,212	10,625,000	9,649,550	2018	171,410,000	79,563,662	250,973,662
SERIES 2000A	11-16-00	347,070,000	337,040,000	197,315,650	10,565,000	17,720,263	2021	326,475,000	179,595,387	506,070,387
SERIES 2001A (l)(j)	06-01-01	125,365,000	123,830,000	59,963,876	10,750,000	7,591,386	2015	113,080,000	52,372,490	165,452,490
SERIES 2002A	04-01-02	252,470,000	252,470,000	153,524,914	7,970,000	14,368,439	2022	244,500,000	139,156,475	383,656,475
SERIES 2003A (j)	05-22-03	290,790,000	290,790,000	166,953,046	21,100,000	1,905,900	2023	269,690,000	165,047,146	434,737,146
Total General Obligation Bonds authorized under Article VII of 1974 Constitution		<u>3,442,547,456</u>	<u>2,291,357,780</u>	<u>989,610,831</u>	<u>280,380,689</u>	<u>115,275,073</u>		<u>2,010,977,091</u>	<u>874,335,758</u>	<u>2,885,312,849</u>

BSRF
Payments Def. 191,670,689 106,811,120
88,710,000 8,463,953

- a) Bond payments defeased at June 30, 1995.
- b) Bond payments defeased at June 30, 1996.
- c) Bond payments defeased at June 30, 1997.
- d) Bond payments affected by the 1998-A Refunding Bond.
- e) Bond payments defeased at June 30, 1998.
- f) Bond payments defeased at June 30, 1999.
- g) Bonds that were affected by the 2001-A Refunding Bond.
- h) Bonds that were partially defeased in 2001.
- i) Bond payments defeased at June 30, 2002.
- j) Bond payments defeased at June 30, 2003.

GENERAL OBLIGATION BONDS ISSUED ON BEHALF OF COLLEGES AND UNIVERSITIES WHICH ARE PAID BY STATE TREASURER FROM BOND SECURITY AND REDEMPTION FUND AND AER INCLUDED IN GENERAL OBLIGATION BONDS CATEGORY-ACTUAL REIMBURSEMENT CONTRACT PAYMENT REFLECTED IN THE COLLEGE AND UNIVERSITY FUND TYPE
(Reimbursement Contracts)

STATE OF LOUISIANA
SCHEDULE OF BONDED INDEBTEDNESS
JUNE 30, 2003

	DATE OF ISSUE	ORIGINAL AMOUNT OF ISSUE	BALANCE TO FINAL MATURITY AS OF JUNE 30, 2002		PAYMENTS JULY 1, 2002 - JUNE 30, 2003		FINAL MATURITY DATE	BALANCE TO FINAL MATURITY AS OF JUNE 30, 2003		
			PRINCIPAL	INTEREST	PRINCIPAL	INTEREST		PRINCIPAL	INTEREST	TOTAL
LSU-BATON ROUGE 1983-A	03-01-83	300,000	29,710	2,435	29,710	2,435	2003	-	-	-
LSU-BATON ROUGE 1984-A	04-01-84	750,000	140,374	20,275	67,321	13,336	2004	73,053	6,939	79,992
LSU-BATON ROUGE 1991-A & B	07-23-85	2,700,000	904,419	85,214	265,383	45,859	2005	639,036	39,355	678,391
Total for LSU-Baton Rouge		3,750,000	1,074,503	107,924	362,414	61,630		712,089	46,294	758,383
LOUISIANA TECH 1978-C	09-01-78	450,000	62,194	3,331	29,268	2,473	2004	32,926	858	33,784
Total for Louisiana Tech		450,000	62,194	3,331	29,268	2,473		32,926	858	33,784
MCNEESE 1985-B	05-01-85	300,000	82,087	15,697	25,097	7,634	2005	56,990	8,063	65,053
Totals for McNeese		300,000	82,087	15,697	25,097	7,634		56,990	8,063	65,053
UNIVERSITY OF LA MONROE 1992-A	03-01-92	2,650,000	1,765,000	687,957	130,000	113,750	2012	1,635,000	574,207	2,209,207
Totals for University of La Monroe		2,650,000	1,765,000	687,957	130,000	113,750		1,635,000	574,207	2,209,207
NORTHWESTERN 1993-B	02-01-93	460,000	310,000	116,860	20,000	17,254	2013	290,000	99,606	389,606
Totals for Northwestern		460,000	310,000	116,860	20,000	17,254		290,000	99,606	389,606
SOUTHERN UNIVERSITY-1990	02-15-91	125,002	44,119	-	7,353	-	2007	36,766	-	36,766
Total for Southern University		125,002	44,119	-	7,353	-		36,766	-	36,766
TOTAL GENERAL OBLIGATION BONDS PAID BY STATE TREASURER FROM BOND SECURITY REDEMPTION FUND REFLECTED IN COLLEGES & UNIVERSITIES FUND TYPE		7,735,002	3,337,903	931,769	574,132	202,741		2,763,771	729,028	3,492,799
Reimbursement Contracts-Police Juries										
General Obligation Bond Series 1981-A: Red River Parish Police Jury	05-01-81	858,000	4,408	1,080	1,102	432	2006	3,306	648	3,954
Totals for 1981-A		858,000	4,408	1,080	1,102	432		3,306	648	3,954
General Obligation Bond Series 1982-B: Tangipahoa Parish Police Jury	06-15-82	60,000	6,919	1,419	6,919	1,419	2002	-	-	-
Totals for 1982-B		60,000	6,919	1,419	6,919	1,419		-	-	-
General Obligation Bond Series 1983-B: Livingston Parish Police Jury	04-01-83	57,000	5,654	953	5,654	953	2003	-	-	-
Totals for 1983-B		57,000	5,654	953	5,654	953		-	-	-

STATE OF LOUISIANA
SCHEDULE OF BONDED INDEBTEDNESS
JUNE 30, 2003

	DATE OF ISSUE	ORIGINAL AMOUNT OF ISSUE	BALANCE TO FINAL MATURITY AS OF JUNE 30, 2002		PAYMENTS JULY 1, 2002 - JUNE 30, 2003		FINAL MATURITY DATE	BALANCE TO FINAL MATURITY AS OF JUNE 30, 2003		
			PRINCIPAL	INTEREST	PRINCIPAL	INTEREST		PRINCIPAL	INTEREST	TOTAL
Grand Total for the Police Juries		975,000	16,981	3,452	13,675	2,804		3,306	648	3,954
Miscellaneous Reimbursement Contracts:										
South Louisiana Port Commission	03-01-92	1,600,000	1,070,000	417,045	80,000	68,955	2012	990,000	348,090	1,338,090
Chennault Ind. Air Park	02-01-93	3,000,000	2,110,000	832,200	145,000	126,600	2013	1,965,000	705,600	2,670,600
Chennault Ind. Air Park	02-15-95	600,000	465,000	216,900	25,000	27,900	2015	440,000	189,000	629,000
Chennault Ind. Air Park 1997A	03-15-97	300,000	255,000	140,100	10,000	15,300	2017	245,000	124,800	369,800
West Calcasieu Airport Authority	02-15-95	50,000	38,556	17,809	2,044	2,292	2015	36,512	15,517	52,029
West Calcasieu Airport Authority 1997A	03-15-97	125,000	100,000	50,412	5,000	5,544	2017	95,000	44,868	139,868
Total for Miscellaneous Reimbursement Contracts		5,675,000	4,038,556	1,674,466	267,044	246,591		3,771,512	1,427,875	5,199,387
Total of all Reimbursement Contracts		14,385,002	7,393,440	2,609,687	854,851	452,136		6,538,589	2,157,551	8,696,140
Total General Obligation less Reimbursements		3,428,162,454	2,283,964,340	987,001,144	279,525,838	114,822,937		2,004,438,502	872,178,207	2,876,616,709
Higher Education Facilities Bond Payable from Corp. Franchise Tax account										
ISSAC DELGADO JR. COLLEGE SERIES A 1973	02-01-73	390,000	22,000	1,155	22,000	1,155	2003	-	-	-
Total Higher Education Facilities Bonds		390,000	22,000	1,155	22,000	1,155		-	-	-
TOTAL GENERAL OBLIGATION BONDS PAID BY STATE TREASURER FROM BOND SECURITY AND REDEMPTION FUND REFLECTED IN LONG-TERM ACCOUNT GROUP		3,442,937,456	2,291,379,780	989,611,986	280,402,689	115,276,228		2,010,977,091	874,335,758	2,885,312,849
TOTAL GENERAL OBLIGATION BONDS PAID BY STATE TREASURER FROM BOND SECURITY AND REDEMPTION FUND REFLECTED IN LONG-TERM ACCOUNT GROUP LESS REIMBURSEMENTS		3,428,552,454	2,283,986,340	987,002,299	279,547,838	114,824,092		2,004,438,502	872,178,207	2,876,616,709
NON GENERAL OBLIGATION BONDS PAID BY A TRUSTEE FROM OTHER FUND SOURCES REFLECTED IN LONG TERM DEBT ACCOUNT GROUP										
Crescent City Connection Division:										
Bridge Revenue Bond	04-01-92	30,870,000	22,665,000	1,514,695	22,665,000	1,514,695	2012	-	-	-
Bridge Revenue Bond Series 2002		19,900,000	19,900,000	4,454,784		282,462	2012	19,900,000	4,172,322	24,072,322
Total Crescent City Connection Division		50,770,000	42,565,000	5,969,479	22,665,000	1,797,157		19,900,000	4,172,322	24,072,322
HEALTH EDUCATION AUTHORITY OF LOUISIANA SERIES 1998	12-01-98	9,350,000	9,205,000	10,553,340	150,000	580,004	2031	9,055,000	9,973,336	19,028,336

**STATE OF LOUISIANA
SCHEDULE OF BONDED INDEBTEDNESS
JUNE 30, 2003**

	DATE OF ISSUE	ORIGINAL AMOUNT OF ISSUE	BALANCE TO FINAL MATURITY AS OF JUNE 30, 2002		PAYMENTS JULY 1, 2002 - JUNE 30, 2003		FINAL MATURITY DATE	BALANCE TO FINAL MATURITY AS OF JUNE 30, 2003		
			PRINCIPAL	INTEREST	PRINCIPAL	INTEREST		PRINCIPAL	INTEREST	TOTAL
Total Health Education Authority of Louisiana		9,350,000	9,205,000	10,553,340	150,000	580,004		9,055,000	9,973,336	19,028,336
TOTAL NON-GENERAL OBLIGATION BONDS PAID BY A TRUSTEE FROM OTHER FUND SOURCES REFLECTED IN LONG TERM DEBT ACCOUNT GROUP										
		60,120,000	51,770,000	16,522,819	22,815,000	2,377,161		28,955,000	14,145,658	43,100,658
NON-GENERAL OBLIGATION BONDS PAID BY STATE TREASURER FROM OTHER FUND SOURCES REFLECTED IN LONG TERM DEBT ACCOUNT GROUP										
Transportation Trust Fund Revenue Bond:										
SERIES 2002-A	8-13-02	275,000,000	275,000,000	257,040,944	3,565,000	16,590,823	2032	271,435,000	240,450,121	511,885,121
SERIES 1999-A	5-15-99	94,260,000	63,325,000	4,481,901	30,940,000	2,964,450	2005	32,385,000	1,517,451	33,902,451
NON-GENERAL OBLIGATION BONDS PAID BY STATE TREASURER FROM OTHER FUND SOURCES REFLECTED IN LONG TERM DEBT ACCOUNT GROUP										
		369,260,000	338,325,000	261,522,845	34,505,000	19,555,273		303,820,000	241,967,572	545,787,572
Louisiana Correctional Facilities Corporation:										
1993 LEASE REVENUE REFUNDING	02-01-93	150,000,000	33,925,000	1,437,348	33,925,000	1,437,348	2004	-	-	-
SERIES 2002		38,530,000	38,530,000	6,730,880	4,780,000	1,086,930	2009	33,750,000	5,643,950	39,393,950
Total Louisiana Correctional Facilities Corporation		188,530,000	72,455,000	8,168,228	38,705,000	2,524,278		33,750,000	5,643,950	39,393,950
*The 1985 Series was refunded. Includes an interest payment of \$4,810,965 for the 1985 Series.										
TOTAL NON-GENERAL OBLIGATION BONDS PAID BY STATE TREASURER FROM OTHER FUND SOURCES REFLECTED IN LONG-TERM ACCOUNT GROUP										
		188,530,000	72,455,000	8,168,228	38,705,000	2,524,278		33,750,000	5,643,950	39,393,950
NON-GENERAL OBLIGATION BONDS PAID FROM OTHER FUND SOURCES REFLECTED IN PROPRIETARY FUND TYPE										
Louisiana Office Facilities Corporation:										
Series 1999A	07-01-99	151,340,000	145,960,000	78,814,688	5,610,000	7,614,408	2019	140,350,000	71,200,280	211,550,280
Series 1999B	07-01-99	13,885,000	10,870,000	2,484,068	1,165,000	513,644	2010	9,705,000	1,970,424	11,675,424
Series 2001	02-01-01	97,000,000	97,000,000	58,274,315		4,766,931	2021	97,000,000	53,507,384	150,507,384
Series 2002 Bond Anticipation Notes	03-15-02	5,000,000	5,000,000	425,000		106,250	2005	5,000,000	318,750	5,318,750
Total Louisiana Office Facilities Corporation		267,225,000	258,830,000	139,998,071	6,775,000	13,001,233		252,055,000	126,996,838	379,051,838
*Bond refunded.										
Louisiana Opportunity Loan Fund:										
SERIES 1992	02-04-92	20,000,000	1,505,000	255,644	820,000	89,841	2009	685,000	165,803	850,803

STATE OF LOUISIANA
SCHEDULE OF BONDED INDEBTEDNESS
JUNE 30, 2003

	DATE OF ISSUE	ORIGINAL AMOUNT OF ISSUE	BALANCE TO FINAL MATURITY AS OF JUNE 30, 2002		PAYMENTS JULY 1, 2002 - JUNE 30, 2003		FINAL MATURITY DATE	BALANCE TO FINAL MATURITY AS OF JUNE 30, 2003		
			PRINCIPAL	INTEREST	PRINCIPAL	INTEREST		PRINCIPAL	INTEREST	TOTAL
Total Louisiana Opportunity Loan Fund		20,000,000	1,505,000	255,644	820,000	89,841		685,000	165,803	850,803
NON-GENERAL OBLIGATION BONDS PAID FROM OTHER FUND SOURCES REFLECTED IN PROPRIETARY FUND TYPE		287,225,000	260,335,000	140,253,715	7,595,000	13,091,074		252,740,000	127,162,641	379,902,641
Louisiana Public Finance Authority- Public Safety										
1999-Public Safety Complex		55,000,000	51,445,000	25,601,807	1,880,000	2,457,775	2019	49,565,000	23,144,032	72,709,032
2001 Public Safety JESTC		37,800,000	37,800,000	21,344,590	1,120,000	1,790,492	2021	36,680,000	19,554,098	56,234,098
2002 Public Safety Fire Marshal's HQ		5,255,000	5,255,000	2,335,312		308,731	2014	5,255,000	2,026,581	7,281,581
Total LA Public Finance Authority		98,055,000	94,500,000	49,281,709	3,000,000	4,556,998		91,500,000	44,724,711	136,224,711
TOTAL BEFORE DISCRETE ENTITIES		4,446,127,456	3,108,764,780	1,465,361,302	387,022,689	157,381,012		2,721,742,091	1,307,980,290	4,029,722,381
ENTITIES DISCRETELY REPORTED:										
COLLEGES AND UNIVERSITY FUND TYPE NOT PAID BY THE STATE TREASURER-REVENUE BONDS										
DELGADO COMMUNITY COLLEGE										
SERIES 1970-A	01-15-70	521,000	159,000	22,200	18,000	4,770	2010	141,000	17,430	158,430
SERIES 1970-B	01-15-70	391,000	117,000	16,200	13,000	3,510	2010	104,000	12,690	116,690
Total Delgado Community College		912,000	276,000	38,400	31,000	8,280		245,000	30,120	275,120
GRAMBLING STATE UNIVERSITY										
SERIES B 1965	10-01-65	400,000	675,000	48,338	160,000	24,826	2005	515,000	23,512	538,512
SERIES B 1968	10-01-68	3,000,000	736,000	75,120	105,000	23,655	2008	631,000	51,465	682,465
Total Grambling State University		3,400,000	1,411,000	123,458	265,000	48,481		1,146,000	74,977	1,220,977
LOUISIANA COMMUNITY AND TECHNICAL COLLEGES:										
BRCC SERIES 2002	12-31-02	55,000,000	55,000,000	61,710,800			2032	55,000,000	61,710,800	116,710,800
BOSSIER PARISH CC SERIES 2002	04-18-02	45,000,000	45,000,000	41,764,095			2027	45,000,000	41,764,095	86,764,095
SOUTH LA CC SERIES 2002	10-01-02	17,840,000	17,840,000	13,001,792				17,840,000	13,001,792	30,841,792
Total Louisiana Community and Technical Colleges		117,840,000	117,840,000	116,476,687	-	-		117,840,000	116,476,687	234,316,687
LOUISIANA STATE UNIVERSITY-B. R.										
STUDENT HOUSING 1964-A	07-01-64	900,000	75,000	3,915	42,000	2,719	2004	33,000	1,196	34,196
STUDENT HOUSING 1964-B	07-01-64	3,790,000	336,000	18,199	170,000	12,180	2004	166,000	6,019	172,019
STUDENT HOUSING 1965-B	07-01-65	1,545,000	158,000	8,820	60,000	4,740	2005	98,000	4,080	102,080
STUDENT HOUSING 1966-B	07-01-66	2,175,000	355,000	27,150	85,000	10,650	2006	270,000	16,500	286,500
STUDENT HOUSING 1966-C	07-01-66	1,250,000	165,000	10,800	50,000	4,950	2006	115,000	5,850	120,850
STUDENT HOUSING 1968-B	07-01-68	1,275,000	205,000	16,200	45,000	6,150	2008	160,000	10,050	170,050
HOTEL DIEU	12-01-92	69,890,000	43,420,000	3,871,636	43,420,000	3,871,636	2010	-	-	-

STATE OF LOUISIANA
SCHEDULE OF BONDED INDEBTEDNESS
JUNE 30, 2003

	DATE OF ISSUE	ORIGINAL AMOUNT OF ISSUE	BALANCE TO FINAL MATURITY AS OF JUNE 30, 2002		PAYMENTS JULY 1, 2002 - JUNE 30, 2003		FINAL MATURITY DATE	BALANCE TO FINAL MATURITY AS OF JUNE 30, 2003		
			PRINCIPAL	INTEREST	PRINCIPAL	INTEREST		PRINCIPAL	INTEREST	TOTAL
HOTEL DIEU REFUNDING	12-01-02	36,600,000	36,600,000	6,296,400				36,600,000	6,296,400	42,896,400
ENERGY MGT. SYS. EQUIP. 1994	06-15-94	26,290,000	19,420,000	7,920,374	1,185,000	1,094,690	2014	18,235,000	6,825,684	25,060,684
STADIUM AND APARTMENTS 1996	09-06-96	33,485,000	31,085,000	25,557,860	665,000	1,692,695	2026	30,420,000	23,865,165	54,285,165
ATHLETICS FACILITIES SERIES 2002	12-01-97	6,500,000	5,540,000	2,419,015	265,000	266,985	2017	5,275,000	2,152,030	7,427,030
EUNICE-ACADIAN CENTER	06-01-98	11,435,000	11,435,000	11,137,470				11,435,000	11,137,470	22,572,470
KIRBY SMITH HALL AND PARKING	06-01-98	1,650,000	1,430,000	678,518	60,417	71,500	2018	1,369,583	607,018	1,976,601
EUNICE STUDENT HOUSING 2002	06-28-00	27,000,000	26,600,000	27,720,000	250,000	1,596,000	2030	26,350,000	26,124,000	52,474,000
	01-17-02	7,000,000	7,000,000	11,479,594			2034	7,000,000	11,479,594	18,479,594
Total Louisiana State University-B.R.		230,785,000	183,824,000	97,165,951	46,297,417	8,634,895		137,526,583	88,531,056	226,057,639
LOUISIANA TECH UNIVERSITY										
ACADEMIC FACILITIES SERIES B	07-01-72	4,750,000	2,980,000	1,138,557	195,000	179,425	2012	2,785,000	959,132	3,744,132
REFUNDING SERIES 1995	03-01-95	5,020,000	1,590,000	206,015	575,000	104,095	2005	1,015,000	101,920	1,116,920
REFUNDING SERIES 1996	05-15-96	2,510,000	700,000	65,861	335,000	43,234	2004	365,000	22,627	387,627
REFUNDING SERIES 1999	06-01-99	7,780,000	7,345,000	1,419,587	230,000	309,071	2008	7,115,000	1,110,516	8,225,516
SERIES 2002	07-01-02	5,920,000	5,920,000	3,171,788				5,920,000	3,171,788	9,091,788
Total Louisiana Tech University		25,980,000	18,535,000	6,001,808	1,335,000	635,825		17,200,000	5,365,983	22,565,983
MCNEESE STATE UNIVERSITY										
STADIUM PROJECT 1996	10-15-96	900,000	600,000	240,000	60,000	45,600	2011	540,000	194,400	734,400
PARKING LOT SERIES 1997	02-12-97	1,500,000	1,145,000	394,531	85,000	68,906	2011	1,060,000	325,625	1,385,625
STUDENT FACILITIES PROGRAM 1997	04-01-97	2,784,000	1,589,000	238,366	285,000	83,174	2006	1,304,000	155,192	1,459,192
AUXILIARY REFUNDING 2001	05-30-01	2,110,000	1,860,000	369,021	205,000	86,996	2008	1,655,000	282,025	1,937,025
CFI STUDENT FACILITIES	05-31-01	21,120,000	21,120,000	20,981,764			2033	21,120,000	20,981,764	42,101,764
Total McNeese State University		28,414,000	26,314,000	22,223,682	635,000	284,676		25,679,000	21,939,006	47,618,006
UNIVERSITY OF LOUISIANA LAFAYETTE										
PUBLIC TRUST SERIES	10-01-02	19,065,000	19,065,000	17,899,121				19,065,000	17,899,121	36,964,121
Total University of Louisiana Lafayette		19,065,000	19,065,000	17,899,121	-	-		19,065,000	17,899,121	36,964,121
UNIVERSITY OF NEW ORLEANS										
SERIES 1996A	08-01-96	4,485,000	2,840,000	2,355,786	60,000	154,513	2026	2,780,000	2,201,273	4,981,273
SERIES 1997A	01-15-97	5,965,000	5,485,000	4,599,796	120,000	301,118	2026	5,365,000	4,298,678	9,663,678
SERIES 1998	08-15-98	15,915,000	15,715,000	13,934,607	170,000	765,828	2031	15,545,000	13,168,779	28,713,779
Total University of New Orleans		26,365,000	24,040,000	20,890,189	350,000	1,221,459		23,690,000	19,668,730	43,358,730
UNIVERSITY OF LOUISIANA AT MONROE										
STUDENT HOUSING 1963	04-01-63	1,200,000	60,000	2,249	60,000	2,249	2003	-	-	-
STUDENT HOUSING 1964	04-01-64	1,800,000	175,000	7,950	85,000	5,250	2004	90,000	2,700	92,700
STUDENT HOUSING 1965	04-01-65	3,000,000	420,000	32,937	135,000	16,275	2005	285,000	16,662	301,662
STUDENT HOUSING 1966	04-01-66	3,700,000	1,280,000	165,865	250,000	62,720	2006	1,030,000	103,145	1,133,145
EDUCATIONAL FACILITIES 1972-D	11-01-72	350,000	25,000	675	25,000	675	2002	-	-	-

STATE OF LOUISIANA
SCHEDULE OF BONDED INDEBTEDNESS
JUNE 30, 2003

	DATE OF ISSUE	ORIGINAL AMOUNT OF ISSUE	BALANCE TO FINAL MATURITY AS OF JUNE 30, 2002		PAYMENTS JULY 1, 2002 - JUNE 30, 2003		FINAL MATURITY DATE	BALANCE TO FINAL MATURITY AS OF JUNE 30, 2003		
			PRINCIPAL	INTEREST	PRINCIPAL	INTEREST		PRINCIPAL	INTEREST	TOTAL
Total University of LA at Monroe		10,050,000	1,960,000	209,676	555,000	87,169		1,405,000	122,507	1,527,507
NORTHWESTERN STATE UNIVERSITY SERIES 1999	04-01-99	6,850,000	6,365,000	4,229,753	175,000	306,900	2024	6,190,000	3,922,853	10,112,853
Total Northwestern State University		6,850,000	6,365,000	4,229,753	175,000	306,900		6,190,000	3,922,853	10,112,853
SOUTHEASTERN LOUISIANA UNIVERSITY PARKING REVENUE 1996	04-26-96	1,180,000	560,000	94,249	125,000	36,400	2006	435,000	57,849	492,849
REVENUE REFUNDING BONDS	03-12-98	2,400,000	910,000	73,507	335,000	45,045	2004	575,000	28,462	603,462
STUDENT RECREATION CENTER	06-30-98	7,690,000	6,790,000	3,592,913	250,000	327,058	2020	6,540,000	3,265,855	9,805,855
UFI BONDS	06-27-00	15,945,000	15,755,000	9,885,679	470,000	774,199	2027	15,285,000	9,111,480	24,396,480
Total Southeastern Louisiana University		27,215,000	24,015,000	13,646,348	1,180,000	1,182,702		22,835,000	12,463,646	35,298,646
SOUTHERN UNIVERSITY SYSTEM STUDENT UNION BUILDING 1974	02-15-74	1,400,000	205,000	19,375	100,000	12,813	2004	105,000	6,562	111,562
TRACK RESURFACING BONDS 1993	11-01-93	650,000	439,000	189,715	33,000	32,424	2013	406,000	157,291	563,291
Total Southern University System		2,050,000	644,000	209,090	133,000	45,237		511,000	163,853	674,853
LSU HEALTH SCIENCES CENTER DAYCARE CENTER	01-01-00	4,236,456	4,236,456	5,052,422	60,249	260,240	2031	4,176,207	4,792,182	8,968,389
FITNESS FACILITY	01-01-00	3,421,496	3,421,496	4,080,496	48,659	210,178	2031	3,372,837	3,870,318	7,243,155
NURSING DORM	01-01-00	5,702,048	5,702,048	6,800,297	81,092	350,269	2031	5,620,956	6,450,028	12,070,984
REFUNDING 1962 BOND	01-01-00	400,000	100,000	-	100,000	-	2002	-	-	-
PARKING LOT ACQUISITION	01-01-00	2,150,000	2,150,000	2,567,531	30,000	132,108	2031	2,120,000	2,435,423	4,555,423
Total LSU Health Sciences Center		15,910,000	15,610,000	18,500,746	320,000	952,795		15,290,000	17,547,951	32,837,951
TOTAL COLLEGES AND UNIVERSITY FUND TYPE NOT PAID BY THE STATE TREASURERS -REVENUE BONDS		514,836,000	439,899,000	317,614,909	51,276,417	13,408,419		388,622,583	304,206,490	692,829,073
Louisiana Stadium and Exposition District REFUNDING ISSUE 1994A*	03-01-94	63,500,000	10,600,000	2,227,468	1,275,000	566,071	2009	9,325,000	1,661,397	10,986,397
TAX REVENUE BONDS SERIES 1995A*	04-01-95	14,150,000	2,840,000	669,329	295,000	145,985	2010	2,545,000	523,344	3,068,344
SERIES 1995B*	11-01-95	48,000,000	31,300,000	19,405,312	900,000	1,619,625	2022	30,400,000	17,785,687	48,185,687
SERIES 1996*		76,240,000	7,805,000	1,455,977	945,000	362,350	2009	6,860,000	1,093,627	7,953,627
SERIES 1998B		136,820,000	136,820,000	123,710,809		6,861,983	2027	136,820,000	116,848,826	253,668,826
SERIES 1998A		7,230,000	6,050,000	1,664,316	490,000	319,905	2010	5,560,000	1,344,411	6,904,411
Total Louisiana Stadium and Exposition District		345,940,000	195,415,000	149,133,211	3,905,000	9,875,919		191,510,000	139,257,292	330,767,292

*\$137,065,000 was refunded

STATE OF LOUISIANA
SCHEDULE OF BONDED INDEBTEDNESS
JUNE 30, 2003

	DATE OF ISSUE	ORIGINAL AMOUNT OF ISSUE	BALANCE TO FINAL MATURITY AS OF JUNE 30, 2002		PAYMENTS JULY 1, 2002 - JUNE 30, 2003		FINAL MATURITY DATE	BALANCE TO FINAL MATURITY AS OF JUNE 30, 2003		
			PRINCIPAL	INTEREST	PRINCIPAL	INTEREST		PRINCIPAL	INTEREST	TOTAL
Greater New Orleans Expressway Commission:										
BOND*		66,690,000	55,810,000	28,951,050	4,520,000	3,185,075	2016	51,290,000	25,765,975	77,055,975
2000 BOND	11-1-99	15,000,000	14,400,000	6,242,180	1,275,000	682,138	2016	13,125,000	5,560,042	18,685,042
Total Greater New Orleans Expressway Commission		81,690,000	70,210,000	35,193,230	5,795,000	3,867,213		64,415,000	31,326,017	95,741,017
Levee Districts:										
LAKE BORGNE LEVEE DISTRICT 1993	09-01-93	5,820,000	4,030,000	443,501	480,000	107,783	2009	3,550,000	335,718	3,885,718
SOUTH LAFOURCHE LEVEE DISTRICT	09-01-94	1,500,000	705,000	108,891	160,000	56,033	2005	545,000	52,858	597,858
WEST JEFFERSON 1997	01-31-97	1,420,000	720,000	86,815	170,000	33,525	2006	550,000	53,290	603,290
Total Levee Districts		8,740,000	5,455,000	639,207	810,000	197,341		4,645,000	441,866	5,086,866
La Agricultural Finance Authority:										
SERIES 1998	12-01-98	4,000,000	1,755,000	79,151	1,755,000	79,151	2004	-	-	-
BUILDINGS PROJECT SERIES 2002*	10-02-02	9,000,000	9,000,000	648,234	5,520,500		2013	3,479,500	648,234	4,127,734
Total La. Agricultural Finance Authority		13,000,000	10,755,000	727,385	7,275,500	79,151		3,479,500	648,234	4,127,734
*Variable Rate Bonds.										
Orleans Levee:										
ORLEANS LEVEE DISTRICT-1973A	04-01-74	1,048,836	135,000	7,425	65,000	5,535	2003	70,000	1,890	71,890
ORLEANS LEVEE IMPROVEMENT 1986	08-27-86	64,920,000	46,175,000	20,602,321	2,230,000	2,681,070	2015	43,945,000	17,921,251	61,866,251
ORLEANS CAPITAL RECOVERY-1988A	03-04-88	25,000,000	24,155,000	845,425	24,155,000	845,425	2008	-	-	-
PUBLIC IMPROVEMENT	08-27-86	36,225,000	28,650,000	13,773,954	1,275,000	1,666,744	2015	27,375,000	12,107,210	39,482,210
ORLEANS LEVEE IMPROVEMENT-1997	10-26-96	6,775,000	5,405,000	2,428,795	315,000	283,365	2014	5,090,000	2,145,430	7,235,430
PUBLIC IMPROVEMENT 1997	11-01-96	2,795,000	2,270,000	1,109,230	120,000	119,340	2015	2,150,000	989,890	3,139,890
Total Orleans Levee District		136,763,836	106,790,000	38,767,150	28,160,000	5,601,479		78,630,000	33,165,671	111,795,671
In fiscal year 01-02, the levee had unamortized discounts and loss of \$332,000										
Greater Baton Rouge Port Commission:										
Series 1999A		5,700,000	5,365,000	3,110,922	180,000	306,560	2019	5,185,000	2,804,362	7,989,362
Series 1999B		3,300,000	3,105,000	1,729,124	105,000	170,452	2019	3,000,000	1,558,672	4,558,672
Total Greater Baton Rouge Port Commission Bonds		9,000,000	8,470,000	4,840,046	285,000	477,012		8,185,000	4,363,034	12,548,034
In fiscal year 01-02, the port had unamortized fees of \$153,000										
Tobacco Settlement Financing Corporation:										
Series 2002		1,202,770,000	1,174,020,000	767,203,484	38,675,000	70,561,916	2039	1,135,345,000	696,641,568	1,831,986,568
Total Tobacco Settlement Financing Corporation		1,202,770,000	1,174,020,000	767,203,484	38,675,000	70,561,916		1,135,345,000	696,641,568	1,831,986,568

STATE OF LOUISIANA
SCHEDULE OF BONDED INDEBTEDNESS
JUNE 30, 2003

	DATE OF ISSUE	ORIGINAL AMOUNT OF ISSUE	BALANCE TO FINAL MATURITY AS OF JUNE 30, 2002		PAYMENTS JULY 1, 2002 - JUNE 30, 2003		FINAL MATURITY DATE	BALANCE TO FINAL MATURITY AS OF JUNE 30, 2003		
			PRINCIPAL	INTEREST	PRINCIPAL	INTEREST		PRINCIPAL	INTEREST	TOTAL
Louisiana Housing Finance Agency Series 2001	08-22-01	9,500,000	9,500,000	3,616,645	465,000	569,164	2017	9,035,000	3,047,481	12,082,481
Total Louisiana Housing Finance Agency		9,500,000	9,500,000	3,616,645	465,000	569,164		9,035,000	3,047,481	12,082,481
Sabine River Authority:										
Series 1964 and 1994		16,500,000	1,435,000	41,510	1,435,000	41,510	2004	-	-	-
Series 1999	03-01-99	10,000,000	8,980,000	836,026	550,000	431,040	2014	8,430,000	404,986	8,834,986
Taxable Series 2002		2,825,000	2,825,000	623,000				2,825,000	623,000	3,448,000
Refunding Series 2002		5,765,000	5,765,000	1,449,000				5,765,000	1,449,000	7,214,000
Total Sabine River Authority		35,090,000	19,005,000	2,949,536	1,985,000	472,550		17,020,000	2,476,986	19,496,986
TOTAL ENTITIES DISCRETELY REPORTED		2,357,329,836	2,039,519,000	1,320,684,803	138,631,917	105,110,164		1,900,887,083	1,215,574,639	3,116,461,722
GRAND TOTAL ALL TYPES		\$ 6,803,457,292	\$ 5,148,283,780	\$ 2,786,046,105	\$ 525,654,606	\$ 262,491,176		\$ 4,622,629,174	\$ 2,523,554,929	\$ 7,146,184,103
Issues through LA Public Facilities Authority:										
1996-Equipment Leasing		\$ 21,880,000	\$ 8,690,000	\$ 878,724	\$ 2,020,000	\$ 373,955	2005	\$ 6,670,000	\$ 504,769	\$ 7,174,769
Total issues through LPFA		\$ 21,880,000	\$ 8,690,000	\$ 878,724	\$ 2,020,000	\$ 373,955		\$ 6,670,000	\$ 504,769	\$ 7,174,769



STATE OF LOUISIANA
DEBT SERVICE REQUIREMENTS TO MATURITY
GENERAL OBLIGATION BONDS
TO BE PAID FROM BOND SECURITY AND REDEMPTION FUND
TOTAL PRINCIPAL AND INTEREST
FISCAL YEAR ENDING JUNE 30, 2003

(EXPRESSED IN THOUSANDS)

FISCAL YEAR	GENERAL OBLIGATION BONDS	LESS: REIMBURSEMENTS FROM COLLEGES AND UNIVERSITIES	LESS: REIMBURSEMENTS FROM PARISH POLICE JURIES	LESS: REIMBURSEMENTS FROM MISCELLANEOUS	TOTAL DEBT SERVICE REQUIREMENTS LESS REIMBURSEMENT CONTRACTS
2003-04	\$ 269,672	\$ 766	\$ 2	\$ 508	268,396
2004-05	265,849	669	1	506	264,673
2005-06	218,129	283	1	508	217,337
2006-07	204,231	292		509	203,430
2007-08	190,693	289		514	189,890
2008-09	190,315	279		502	189,534
2009-10	189,953	285		510	189,158
2010-11	189,601	280		510	188,811
2011-12	170,986	279		509	170,198
2012-13	150,394	33		362	149,999
2013-14	150,044	37		93	149,914
2014-15	123,714			93	123,621
2015-16	105,812			39	105,773
2016-17	105,799			37	105,762
2017-18	86,849				86,849
2018-19	69,852				69,852
2019-20	69,881				69,881
2020-21	70,003				70,003
2021-22	41,716				41,716
2022-23	21,819				21,819
	<u>\$ 2,885,312</u>	<u>\$ 3,492</u>	<u>\$ 4</u>	<u>\$ 5,200</u>	<u>2,876,616</u>
		(1)	(2)	(2)	

(1) General Obligation Bonds paid by the State Treasurer from the Bond Security and Redemption Fund subsequently reimbursed by Colleges and Universities to the State Treasurer. The debt is reflected in the College and University Fund Statements.

(2) General Obligation Bonds paid by the State Treasurer from the Bond Security and Redemption Fund subsequently reimbursed by the Parish Police Juries, Port of New Iberia, South Louisiana Port Commission, Military Affairs, Chenault Industrial Air Park, and West Calcasieu Airport Authority to the State Treasurer.



STATE OF LOUISIANA
DEBT SERVICE REQUIREMENTS TO MATURITY
NON-GENERAL OBLIGATION BONDS WHICH ARE SELF-SUPPORTING
OR PAID FROM SPECIAL TAXES
TOTAL PRINCIPAL AND INTEREST
FISCAL YEAR ENDING JUNE 30, 2003

(EXPRESSED IN THOUSANDS)

FISCAL YEAR	LOUISIANA OFFICE FACILITIES	HEALTH EDUCATION AUTHORITY	LOUISIANA CORRECTIONAL FACILITIES	GASOLINE AND FUELS TAX REVENUE BONDS	LPFA PUBLIC SAFETY	CRESCENT CITY CONNECTION DIVISION	TOTAL GOVERNMENTAL ACTIVITIES	LOUISIANA OPPORTUNITY LOAN FUND	LOUISIANA OFFICE FACILITIES	TOTAL BUSINESS-TYPE ACTIVITIES
2003 - 2004	\$ 14,897	\$ 766	\$ 5,936	\$ 12,094	\$ 8,005	\$ 2,481	\$ 44,179	\$ 156	\$ 8,580	8,736
2004 - 2005	14,893	770	5,936	51,022	7,970	2,414	83,005	149	13,464	13,613
2005 - 2006	14,892	803	5,937	17,880	7,990	2,410	49,912	147	8,368	8,515
2006 - 2007	14,892	788	5,932	17,877	7,964	2,407	49,860	399	8,362	8,761
2007 - 2008	14,889	836	5,937	17,879	7,968	2,400	49,909		8,366	8,366
2008 - 2009	14,886	840	9,716	17,878	7,951	2,389	53,660		8,368	8,368
2009 - 2010	14,883	666		17,881	7,929	2,382	43,741		8,365	8,365
2010 - 2011	13,222	645		17,880	7,918	2,446	42,111		8,365	8,365
2011 - 2012	13,223	622		17,878	7,903	2,372	41,998		8,369	8,369
2012 - 2013	13,221	648		17,880	7,895	2,376	42,020		8,369	8,369
2013 - 2014	13,221	645		17,877	7,885		39,628		8,358	8,358
2014 - 2015	13,225	645		17,879	7,201		38,950		8,359	8,359
2015 - 2016	13,223	643		17,878	7,196		38,940		8,359	8,359
2016 - 2017	13,220	643		17,877	7,180		38,920		8,356	8,356
2017 - 2018	13,220	647		17,878	7,163		38,908		8,355	8,355
2018 - 2019	13,219	645		17,876	7,143		38,883		8,363	8,363
2019 - 2020		647		17,880	7,128		25,655		8,346	8,346
2020 - 2021		647		17,878	2,922		21,447		8,354	8,354
2021 - 2022		647		17,833	2,912		21,392			
2022 - 2023		642		17,878			18,520			
2023 - 2024		645		17,879			18,524			
2024 - 2025		645		17,878			18,523			
2025 - 2026		643		17,878			18,521			
2026 - 2027		644		17,875			18,519			
2027 - 2028		645		17,880			18,525			
2028 - 2029		647		17,880			18,527			
2029 - 2030		648		17,879			18,527			
2030 - 2031		676		17,877			18,553			
2031 - 2032				17,875			17,875			
	<u>\$ 223,226</u>	<u>\$ 19,028</u>	<u>\$ 39,394</u>	<u>\$ 545,784</u>	<u>\$ 136,223</u>	<u>\$ 24,077</u>	<u>\$ 987,732</u>	<u>\$ 851</u>	<u>\$ 155,826</u>	<u>\$ 156,677</u>

STATE OF LOUISIANA
DEBT SERVICE REQUIREMENTS TO MATURITY
NON-GENERAL OBLIGATION BONDS WHICH ARE SELF-SUPPORTING
OR PAID FROM SPECIAL TAXES - DISCRETE PRESENTATION
TOTAL PRINCIPAL AND INTEREST
FISCAL YEAR ENDING JUNE 30, 2003

(EXPRESSED IN THOUSANDS)

FISCAL YEAR	LOUISIANA SUPERDOME	LEVEE DISTRICTS	ORLEANS LEVEE DISTRICT	COLLEGES AND UNIVERSITIES	GREATER BATON ROUGE PORT COMMISSION	GREATER NEW ORLEANS EXPRESSWAY COMMISSION	SABINE RIVER AUTHORITY	TOBACCO SETTLEMENT FINANCING CORP.	LOUISIANA AGRICULTURAL FINANCE AUTHORITY	LOUISIANA HOUSING FINANCE AGENCY	TOTAL DISCRETE ENTITIES
2003 - 2004	\$ 13,783	\$ 1,010	\$ 8,831	\$ 28,696	\$ 754	\$ 6,840	\$ 9,759	\$ 92,382	\$ 348	\$ 867	163,270
2004 - 2005	13,782	1,049	8,776	31,503	753	6,832	926	93,406	473	854	158,354
2005 - 2006	13,781	1,059	8,819	32,495	750	6,847	933	94,641	473	852	160,650
2006 - 2007	13,782	651	8,858	31,578	743	6,838	943	95,879	472	852	160,596
2007 - 2008	13,781	660	8,539	31,596	744	6,854	952	112,477	472	855	176,930
2008 - 2009	13,776	658	8,895	36,258	734	6,838	960	111,720	1,890	856	182,585
2009 - 2010	13,780		9,304	34,179	734	6,845	977	115,524		858	182,201
2010 - 2011	13,783		9,246	32,882	731	6,852	992	117,182		862	182,530
2011 - 2012	13,785		9,167	28,955	733	6,830	1,000	118,853		865	180,188
2012 - 2013	13,783		8,714	30,187	733	6,831	1,017	120,575		865	182,705
2013 - 2014	13,777		9,228	23,611	737	6,830	1,038	122,176		868	178,265
2014 - 2015	13,783		9,789	23,012	733	6,832		123,744		873	178,766
2015 - 2016	13,783		3,630	22,975	733	6,835		125,549		876	174,381
2016 - 2017	13,782			22,848	736	6,837		127,365		876	172,444
2017 - 2018	13,783			22,847	732			126,961			164,323
2018 - 2019	13,781			22,210	738			128,731			165,460
2019 - 2020	13,782			22,234	730			4,824			41,570
2020 - 2021	13,783			21,666							35,449
2021 - 2022	13,785			21,551							35,336
2022 - 2023	13,784			21,261							35,045
2023 - 2024	13,780			21,261							35,041
2024 - 2025	13,781			20,765							34,546
2025 - 2026	13,782			20,836							34,618
2026 - 2027	13,785			19,905							33,690
2027 - 2028				17,321							17,321
2028 - 2029				12,685							12,685
2029 - 2030				11,458							11,458
2030 - 2031				11,476							11,476
2031 - 2032				7,443							7,443
2032 - 2033				6,524							6,524
				611							611
	<u>\$ 330,767</u>	<u>\$ 5,087</u>	<u>\$ 111,796</u>	<u>\$ 692,829</u>	<u>\$ 12,548</u>	<u>\$ 95,741</u>	<u>\$ 19,497</u>	<u>\$ 1,831,989</u>	<u>\$ 4,128</u>	<u>\$ 12,079</u>	<u>\$ 3,116,461</u>

STATE OF LOUISIANA
NOTES PAYABLE REQUIREMENTS TO MATURITY
ALL ENTITIES
FISCAL YEAR ENDING JUNE 30, 2003

(EXPRESSED IN THOUSANDS)

FISCAL YEAR	LOUISIANA STATE UNIVERSITY SYSTEM	UNIVERSITY OF LOUISIANA SYSTEM	WEST JEFFERSON LEVEE DISTRICT	LOUISIANA STADIUM AND EXPOSITION	PRIVATE SECURITY EXAMINERS	LOUISIANA AGRICULTURAL FINANCE AUTHORITY	DISCRETE ENTITIES GRAND TOTAL	CERTIFIED SUBSTANCE ABUSE COUNSELORS	BUSINESS TYPE ACTIVITIES TOTAL
2003-04	\$ 3,740	\$ 797	\$ 11	\$ 1,457	\$ 18	\$ 7,655	\$ 13,678	\$ 1	\$ 1
2004-05	3,405	797	-	1,378	18	15,797	21,395	21	21
2005-06	3,357	787	-	1,301	18	-	5,463	-	-
2006-07	3,242	455	-	1,223	18	-	4,938	-	-
2007-08	9,308	369	-	1,146	90	-	10,913	-	-
2009-13	-	920	-	4,561	44	-	5,525	-	-
2014-18	-	889	-	929	-	-	1,818	-	-
2019-33	-	978	-	-	-	-	978	-	-
	<u>-</u>	<u>-</u>	<u>-</u>	<u>-</u>	<u>-</u>	<u>-</u>	<u>-</u>	<u>-</u>	<u>-</u>
	\$ 23,052	\$ 5,992	\$ 11	\$ 11,995	\$ 206	\$ 23,452	\$ 64,708	\$ 22	\$ 22



STATE OF LOUISIANA
 COMBINING SCHEDULE OF REVENUES,
 EXPENDITURES, AND CHANGES IN
 FUND BALANCES-BUDGET AND ACTUAL
 (NON-GAAP BASIS)
 ALL SPECIAL REVENUE FUNDS
 FOR THE YEAR ENDED JUNE 30, 2003
 (EXPRESSED IN THOUSANDS)

	FEDERAL ENERGY SETTLEMENT FUND			LOUISIANA TOURISM PROMOTION DISTRICT		
	BUDGET	ACTUAL	VARIANCE FAVORABLE (UNFAVORABLE)	BUDGET	ACTUAL	VARIANCE FAVORABLE (UNFAVORABLE)
REVENUES:						
INTERGOVERNMENTAL REVENUES	\$ -	\$ -	\$ -	\$ -	\$ -	\$ -
TAXES	-	-	-	17,500	18,194	694
USE OF MONEY AND PROPERTY	22,011	1,197	(20,814)	-	10	10
LICENSES, PERMITS, AND FEES	-	-	-	-	-	-
SALES OF COMMODITIES AND SERVICES	-	-	-	-	-	-
OTHER	-	441	441	-	36	36
TOTAL REVENUES	22,011	1,638	(20,373)	17,500	18,240	740
EXPENDITURES:						
INTERGOVERNMENTAL	-	-	-	-	-	-
OTHER	-	-	-	-	-	-
TOTAL EXPENDITURES	-	-	-	-	-	-
EXCESS (DEFICIENCY) OF REVENUES OVER EXPENDITURES	22,011	1,638	(20,373)	17,500	18,240	740
OTHER FINANCING SOURCES (USES):						
OPERATING TRANSFERS IN - PRIMARY GOVERN.	-	-	-	-	949	949
OPERATING TRANSFERS OUT - PRIMARY GOVERN.	(22,011)	(13,090)	8,921	(17,500)	(18,584)	(1,084)
TOTAL OTHER FINANCING SOURCES (USES)	(22,011)	(13,090)	8,921	(17,500)	(17,635)	(135)
EXCESS (DEFICIENCY) OF REVENUES AND OTHER FINANCING SOURCES OVER EXPENDITURES AND OTHER USES	\$ -	\$ (11,452)	\$ (11,452)	\$ -	\$ 605	\$ 605

MARSH ISLAND OPERATING FUND			MEDICAID TRUST FUND FOR ELDERLY			PARISH ROYALTY FUND			
BUDGET	ACTUAL	VARIANCE FAVORABLE (UNFAVORABLE)	ORIGINAL BUDGET	FINAL BUDGET	ACTUAL	VARIANCE FAVORABLE (UNFAVORABLE)	BUDGET	ACTUAL	VARIANCE FAVORABLE (UNFAVORABLE)
\$ -	\$ -	\$ -	\$ -	\$ -	\$ -	\$ -	\$ -	\$ -	\$ -
-	-	-	-	-	-	-	-	-	-
928	130	(798)	-	-	62,674	62,674	34,700	36,406	1,706
-	-	-	-	-	-	-	-	-	-
-	-	-	-	-	-	-	-	-	-
-	-	-	-	-	-	-	-	-	-
928	130	(798)	-	-	62,674	62,674	34,700	36,406	1,706
-	-	-	-	-	-	-	34,700	37,020	(2,320)
-	-	-	-	-	-	-	-	-	-
-	-	-	-	-	-	-	34,700	37,020	(2,320)
928	130	(798)	-	-	62,674	62,674	-	(614)	(614)
-	527	527	130,241	130,241	218,770	88,529	-	614	614
(928)	(657)	271	(130,241)	(130,241)	(149,540)	(19,299)	-	-	-
(928)	(130)	798	-	-	69,230	69,230	-	614	614
\$ -	\$ -	\$ -	\$ -	\$ -	\$ 131,904	\$ 131,904	\$ -	\$ -	\$ -


STATE OF LOUISIANA
 COMBINING SCHEDULE OF REVENUES,
 EXPENDITURES, AND CHANGES IN
 FUND BALANCES-BUDGET AND ACTUAL
 (NON-GAAP BASIS)
 ALL SPECIAL REVENUE FUNDS
 FOR THE YEAR ENDED JUNE 30, 2003
 (EXPRESSED IN THOUSANDS)

	RETIREMENT SYSTEM INSURANCE PROCEEDS FUND			ROCKEFELLER REFUGE FUND		
	BUDGET	ACTUAL	VARIANCE FAVORABLE (UNFAVORABLE)	BUDGET	ACTUAL	VARIANCE FAVORABLE (UNFAVORABLE)
REVENUES:						
INTERGOVERNMENTAL REVENUES	\$ -	\$ -	\$ -	\$ -	\$ -	\$ -
TAXES	-	-	-	-	-	-
USE OF MONEY AND PROPERTY LICENSES, PERMITS, AND FEES	-	-	-	5,377	2,349	(3,028)
LICENSSES, PERMITS, AND FEES	35,000	33,547	(1,453)	-	-	-
SALES OF COMMODITIES AND SERVICES	-	-	-	-	-	-
OTHER	-	-	-	-	15	15
TOTAL REVENUES	35,000	33,547	(1,453)	5,377	2,364	(3,013)
EXPENDITURES:						
INTERGOVERNMENTAL	-	-	-	-	-	-
OTHER	35,000	33,547	1,453	-	-	-
TOTAL EXPENDITURES	35,000	33,547	1,453	-	-	-
EXCESS (DEFICIENCY) OF REVENUES OVER EXPENDITURES	-	-	-	5,377	2,364	(3,013)
OTHER FINANCING SOURCES (USES):						
OPERATING TRANSFERS IN - PRIMARY GOVERN.	-	-	-	-	-	-
OPERATING TRANSFERS OUT - PRIMARY GOVERN.	-	-	-	(5,377)	(3,373)	2,004
TOTAL OTHER FINANCING SOURCES (USES)	-	-	-	(5,377)	(3,373)	2,004
EXCESS (DEFICIENCY) OF REVENUES AND OTHER FINANCING SOURCES OVER EXPENDITURES AND OTHER USES	\$ -	\$ -	\$ -	\$ -	\$ (1,009)	\$ (1,009)

SEVERANCE TAX FUND			STATE HIGHWAY FUND NUMBER TWO			TRANSPORTATION TRUST FUND		
BUDGET	ACTUAL	VARIANCE FAVORABLE (UNFAVORABLE)	BUDGET	ACTUAL	VARIANCE FAVORABLE (UNFAVORABLE)	BUDGET	ACTUAL	VARIANCE FAVORABLE (UNFAVORABLE)
\$ -	\$ -	\$ -	\$ -	\$ -	\$ -	485,049	500,621	15,572
-	-	-	-	-	-	-	-	-
-	-	-	9,200	9,027	(173)	-	953	953
-	-	-	-	-	-	-	-	-
-	-	-	-	-	-	-	-	-
-	-	-	9,200	9,027	(173)	485,049	501,574	16,525
35,700	35,639	61	9,200	9,027	173	-	-	-
-	-	-	-	-	-	-	-	-
35,700	35,639	61	9,200	9,027	173	-	-	-
(35,700)	(35,639)	61	-	-	-	485,049	501,574	16,525
35,700	35,639	(61)	-	-	-	476,980	493,997	17,017
-	-	-	-	-	-	(962,029)	#####	(39,379)
35,700	35,639	(61)	-	-	-	(485,049)	(507,411)	(22,362)
\$ -	\$ -	\$ -	\$ -	\$ -	\$ -	\$ -	\$ (5,837)	\$ (5,837)

STATE OF LOUISIANA
 COMBINING SCHEDULE OF REVENUES,
 EXPENDITURES, AND CHANGES IN
 FUND BALANCES-BUDGET AND ACTUAL
 (NON-GAAP BASIS)
 ALL SPECIAL REVENUE FUNDS
 FOR THE YEAR ENDED JUNE 30, 2003
 (EXPRESSED IN THOUSANDS)

	WETLANDS CONSERVATION AND RESTORATION FUND			TOTAL BUDGETED SPECIAL REVENUE FUNDS		
	BUDGET	ACTUAL	VARIANCE FAVORABLE (UNFAVORABLE)	BUDGET	ACTUAL	VARIANCE FAVORABLE (UNFAVORABLE)
REVENUES:						
INTERGOVERNMENTAL REVENUES	\$ -	\$ -	\$ -	\$ 485,049	\$ 500,621	\$ 15,572
TAXES	-	-	-	17,500	18,194	694
USE OF MONEY AND PROPERTY	-	489	489	63,016	104,208	41,192
LICENSES, PERMITS, AND FEES	-	-	-	44,200	42,574	(1,626)
SALES OF COMMODITIES AND SERVICES	-	-	-	-	-	-
OTHER	-	-	-	-	492	492
TOTAL REVENUES	-	489	489	609,765	666,089	56,324
EXPENDITURES:						
INTERGOVERNMENTAL	-	-	-	79,600	81,686	(2,086)
OTHER	-	-	-	35,000	33,547	1,453
TOTAL EXPENDITURES	-	-	-	114,600	115,233	(633)
EXCESS (DEFICIENCY) OF REVENUES OVER EXPENDITURES	-	489	489	495,165	550,856	55,691
OTHER FINANCING SOURCES (USES):						
OPERATING TRANSFERS IN - PRIMARY GOVERN.	25,000	29,317	4,317	667,921	779,813	111,892
OPERATING TRANSFERS OUT - PRIMARY GOVERN.	(25,000)	(25,161)	(161)	(1,163,086)	(1,211,813)	(48,727)
TOTAL OTHER FINANCING SOURCES (USES)	-	4,156	4,156	(495,165)	(432,000)	63,165
EXCESS (DEFICIENCY) OF REVENUES AND OTHER FINANCING SOURCES OVER EXPENDITURES AND OTHER USES	\$ -	\$ 4,645	\$ 4,645	\$ -	\$ 118,856	\$ 118,856



INTERNAL SERVICE FUNDS
 COMBINING SCHEDULE OF REVENUES, EXPENSES AND CHANGES IN RETAINED EARNINGS
 BUDGET AND ACTUAL (NON-GAAP BASIS)
 FOR THE YEAR ENDED JUNE 30, 2003

(EXPRESSED IN THOUSANDS)

	ADMINISTRATIVE SERVICES			ADMINISTRATIVE SUPPORT		
	BUDGET	ACTUAL	VARIANCE FAVORABLE (UNFAVORABLE)	BUDGET	ACTUAL	VARIANCE FAVORABLE (UNFAVORABLE)
OPERATING REVENUES:						
INTERGOVERNMENTAL REVENUES	\$ -	\$ -	\$ -	\$ -	\$ -	\$ -
SALES OF COMMODITIES AND SERVICES	6,056	5,858	(198)	2,953	3,117	164
TOTAL OPERATING REVENUES	6,056	5,858	(198)	2,953	3,117	164
OPERATING EXPENSES:						
PERSONAL SERVICES	1,834	1,734	100	404	357	47
TRAVEL	5	5	-	2	2	-
OPERATING SERVICES	738	501	237	452	381	71
SUPPLIES	2,641	1,527	1,114	1,994	1,891	103
PROFESSIONAL SERVICES	-	-	-	-	-	-
CAPITAL OUTLAY	136	136	-	14	10	4
INTERAGENCY TRANSFERS	702	714	(12)	87	80	7
OTHER	-	-	-	-	-	-
TOTAL OPERATING EXPENSES	6,056	4,617	1,439	2,953	2,721	232
EXCESS(DEFICIENCY) OF APPROPRIATED REVENUES OVER APPROPRIATED EXPENSES(Budget Basis)	-	1,241	1,241	-	396	396
RECONCILING ITEMS:						
CASH CARRYOVER		(1,302)			(368)	
USE OF MONEY AND PROPERTY		14			6	
DEPRECIATION		(236)			(9)	
PAYROLL ACCRUAL		-			1	
COMPENSATED ABSENCES ADJUSTMENT		(3)			-	
CAPITAL OUTLAY		138			10	
DISPOSAL OF FIXED ASSETS		(8)			-	
CHANGE IN INVENTORY		195			74	
INTEREST EXPENSE		(7)			-	
BAD DEBTS EXPENSE		-			-	
PREPAID EXPENSES		-			-	
PRINCIPAL PAYMENT		151			10	
ACCOUNTS RECEIVABLE ADJUSTMENT		(16)			(32)	
ACCOUNTS PAYABLE/ESTIMATED LIABILITIES ADJUSTMENT		(14)			-	
OTHER		(72)			(1)	
EXCESS(DEFICIENCY) OF APPROPRIATED REVENUES OVER APPROPRIATED EXPENSES (GAAP Basis)	\$	81		\$	87	

CENTRAL REGIONAL LAUNDRY			FLIGHT MAINTENANCE OPERATIONS			JACKSON REGIONAL LAUNDRY		
BUDGET	ACTUAL	VARIANCE FAVORABLE (UNFAVORABLE)	BUDGET	ACTUAL	VARIANCE FAVORABLE (UNFAVORABLE)	BUDGET	ACTUAL	VARIANCE FAVORABLE (UNFAVORABLE)
\$ -	\$ -	\$ -	\$ -	\$ -	\$ -	\$ -	\$ -	\$ -
709	938	229	1,795	1,475	(320)	1,134	889	(245)
709	938	229	1,795	1,475	(320)	1,134	889	(245)
435	431	4	273	175	98	703	700	3
113	84	29	20	11	9	175	52	123
134	72	62	1,414	816	598	184	104	80
-	-	-	-	-	-	-	-	-
25	11	14	70	6	64	57	7	50
2	1	1	17	17	-	13	2	11
-	-	-	-	-	-	-	-	-
709	599	110	1,795	1,025	770	1,134	865	269
-	339	339	-	450	450	-	24	24
(438)				(414)			(94)	
6				5			-	
(52)				(5)			(56)	
-				1			-	
(1)				(4)			6	
-				4			-	
(2)				-			-	
(1)				(8)			-	
-				-			-	
-				-			-	
-				-			-	
-				15			-	
-				-			-	
-				-			(2)	
\$ (149)			\$ 44			\$ (122)		

**INTERNAL SERVICE FUNDS
COMBINING SCHEDULE OF REVENUES, EXPENSES AND CHANGES IN
RETAINED EARNINGS
BUDGET AND ACTUAL (NON-GAAP BASIS)
FOR THE YEAR ENDED JUNE 30, 2003**

(EXPRESSED IN THOUSANDS)

	OFFICE OF TELECOMMUNICATIONS MANAGEMENT			TOTAL BUDGETED INTERNAL SERVICE FUNDS		
	BUDGET	ACTUAL	VARIANCE FAVORABLE (UNFAVORABLE)	BUDGET	ACTUAL	VARIANCE FAVORABLE (UNFAVORABLE)
OPERATING REVENUES:						
INTERGOVERNMENTAL REVENUES	\$ -	\$ -	\$ -	\$ -	\$ -	\$ -
SALES OF COMMODITIES AND SERVICES	57,947	59,248	1,301	70,594	71,525	931
TOTAL OPERATING REVENUES	57,947	59,248	1,301	70,594	71,525	931
OPERATING EXPENSES:						
PERSONAL SERVICES	5,189	5,120	69	8,838	8,517	321
TRAVEL	35	20	15	45	27	18
OPERATING SERVICES	605	471	134	2,103	1,500	603
SUPPLIES	51	45	6	6,418	4,455	1,963
PROFESSIONAL SERVICES	51	-	51	51	-	51
CAPITAL OUTLAY	69	65	4	371	235	136
INTERAGENCY TRANSFERS	1,049	987	62	1,870	1,801	69
OTHER	50,898	48,206	2,692	50,898	48,206	2,692
TOTAL OPERATING EXPENSES	57,947	54,914	3,033	70,594	64,741	5,853
EXCESS(DEFICIENCY) OF APPROPRIATED REVENUES OVER APPROPRIATED EXPENSES(Budget Basis)	-	4,334	4,334	-	6,784	6,784
RECONCILING ITEMS:						
CASH CARRYOVER		(3,262)			(5,878)	
USE OF MONEY AND PROPERTY		13			44	
DEPRECIATION		(848)			(1,206)	
PAYROLL ACCRUAL		-			2	
COMPENSATED ABSENCES ADJUSTMENT		(53)			(55)	
CAPITAL OUTLAY		207			359	
DISPOSAL OF FIXED ASSETS		-			(10)	
CHANGE IN INVENTORY		-			260	
INTEREST EXPENSE		(28)			(35)	
BAD DEBTS EXPENSE		(1)			(1)	
PREPAID EXPENSES		-			-	
PRINCIPAL PAYMENT		479			640	
ACCOUNTS RECEIVABLE ADJUSTMENT		(519)			(552)	
ACCOUNTS PAYABLE/ESTIMATED LIABILITIES ADJUSTMENT		75			61	
OTHER		-			(75)	
EXCESS(DEFICIENCY) OF APPROPRIATED REVENUES OVER APPROPRIATED EXPENSES (GAAP Basis)	\$ 397			\$ 338		



ENTERPRISE FUNDS
COMBINING SCHEDULE OF REVENUES AND EXPENSES
BUDGET AND ACTUAL (NON-GAAP BASIS)
FOR THE YEAR ENDED JUNE 30, 2003

(EXPRESSED IN THOUSANDS)


	LOUISIANA FEDERAL PROPERTY ASSISTANCE AGENCY			LOUISIANA PROPERTY ASSISTANCE AGENCY		
	BUDGET	ACTUAL	VARIANCE FAVORABLE (UNFAVORABLE)	BUDGET	ACTUAL	VARIANCE FAVORABLE (UNFAVORABLE)
OPERATING REVENUES:						
INTERGOVERNMENTAL REVENUES	\$ -	\$ -	\$ -	\$ 1,303	\$ 1,003	\$ (300)
SALES OF COMMODITIES AND SERVICES	2,029	2,742	713	3,099	4,716	1,617
OTHER	-	-	-	-	-	-
TOTAL OPERATING REVENUES	2,029	2,742	713	4,402	5,719	1,317
OPERATING EXPENSES:						
PERSONAL SERVICES	538	491	47	1,467	1,371	96
TRAVEL	28	19	9	32	12	20
OPERATING SERVICES	141	136	5	453	424	29
SUPPLIES	1,247	1,240	7	514	510	4
PROFESSIONAL SERVICES	-	-	-	390	331	59
CAPITAL OUTLAY	75	2	73	71	24	47
INTERAGENCY TRANSFERS	-	48	(48)	1,016	973	43
OTHER	-	-	-	459	438	21
TOTAL OPERATING EXPENSES	2,029	1,936	93	4,402	4,083	319
OPERATING INCOME (LOSS)	-	806	806	-	1,636	1,636
NONOPERATING REVENUES (EXPENSES):						
USE OF MONEY AND PROPERTY	-	16	16	-	40	40
GAIN (LOSS) ON DISPOSAL OF FIXED ASSETS	-	-	-	-	29	29
FEDERAL GRANTS	-	-	-	-	-	-
INTEREST EXPENSE	-	-	-	-	-	-
OTHER	-	-	-	-	4	4
TOTAL NONOPERATING REVENUES (EXPENSES)	-	16	16	-	73	73
INCOME (LOSS) BEFORE CONTRIBUTIONS AND TRANSFERS	-	822	822	-	1,709	1,709
CAPITAL CONTRIBUTIONS	-	-	-	-	-	-
OPERATING TRANSFERS IN	-	-	-	-	-	-
OPERATING TRANSFERS OUT	-	-	-	-	-	-
NET CONTRIBUTIONS AND OPERATING TRANSFERS	-	-	-	-	-	-
BUDGETED INCOME (LOSS)	\$ -	\$ 822	\$ 822	\$ -	\$ 1,709	\$ 1,709
RECONCILING ITEMS:						
CASH CARRYOVER		(971)			(1,934)	
DEPRECIATION		(38)			(256)	
PAYROLL ACCRUAL		-			(8)	
COMPENSATED ABSENCES ADJUSTMENT		3			(19)	
CAPITAL OUTLAY		2			24	
CHANGE IN INVENTORY		78			-	
BAD DEBTS EXPENSE		-			-	
PREPAID EXPENSES		-			-	
PRINCIPAL PAYMENT		-			-	
LOAN PRINCIPAL REPAYMENTS INCLUDED IN REVENUE		-			-	
LOAN DISBURSEMENTS INCLUDED IN EXPENSES		-			-	
ACCOUNTS RECEIVABLE ADJUSTMENT		132			11	
ACCOUNTS PAYABLE/ESTIMATED LIABILITIES ADJUSTMENT		(9)			13	
OTHER		(37)			357	
CHANGE IN NET ASSETS		\$ (18)			\$ (103)	

MUNICIPAL FACILITIES REVOLVING LOAN FUND			PRISON ENTERPRISES			PUBLIC SAFETY SERVICES CAFETERIAS		
BUDGET	ACTUAL	VARIANCE FAVORABLE (UNFAVORABLE)	BUDGET	ACTUAL	VARIANCE FAVORABLE (UNFAVORABLE)	BUDGET	ACTUAL	VARIANCE FAVORABLE (UNFAVORABLE)
\$ -	\$ -	\$ -	\$ -	\$ -	\$ -	\$ 841	\$ 1,024	\$ 183
-	-	-	28,035	24,905	(3,130)	1,254	2,116	862
<u>45,000</u>	<u>20,358</u>	<u>(24,642)</u>	-	-	-	-	-	-
<u>45,000</u>	<u>20,358</u>	<u>(24,642)</u>	<u>28,035</u>	<u>24,905</u>	<u>(3,130)</u>	<u>2,095</u>	<u>3,140</u>	<u>1,045</u>
-	-	-	3,953	3,992	(39)	639	633	6
-	-	-	67	25	42	1	-	1
-	-	-	1,849	830	1,019	37	75	(38)
-	-	-	18,563	16,660	1,903	1,341	1,252	89
-	-	-	403	207	196	-	-	-
-	-	-	1,512	731	781	20	5	15
-	-	-	251	-	251	57	-	57
<u>45,000</u>	<u>24,150</u>	<u>20,850</u>	<u>1,437</u>	<u>1,625</u>	<u>(188)</u>	<u>-</u>	<u>-</u>	<u>-</u>
<u>45,000</u>	<u>24,150</u>	<u>20,850</u>	<u>28,035</u>	<u>24,070</u>	<u>3,965</u>	<u>2,095</u>	<u>1,965</u>	<u>130</u>
-	(3,792)	(3,792)	-	835	835	-	1,175	1,175
-	-	-	-	29	29	-	-	-
-	-	-	-	(525)	(525)	-	(37)	(37)
-	-	-	-	-	-	-	-	-
-	(94)	(94)	-	(4)	(4)	-	22	22
-	-	-	-	312	312	-	-	-
-	(94)	(94)	-	(188)	(188)	-	(15)	(15)
-	(3,886)	(3,886)	-	647	647	-	1,160	1,160
-	4,297	4,297	-	-	-	-	-	-
-	-	-	-	-	-	-	-	-
-	(901)	(901)	-	-	-	-	-	-
-	3,396	3,396	-	-	-	-	-	-
\$ -	\$ (490)	\$ (490)	\$ -	\$ 647	\$ 647	\$ -	\$ 1,160	\$ 1,160
-	-	-	-	(22)	-	-	(1,417)	-
-	-	-	-	(955)	-	-	(15)	-
-	-	-	-	(140)	-	-	(8)	-
-	-	-	-	36	-	-	(19)	-
-	-	-	-	683	-	-	5	-
-	-	-	-	104	-	-	(8)	-
-	-	-	-	(2)	-	-	-	-
-	-	-	-	(2)	-	-	-	-
-	-	-	-	(53)	-	-	-	-
-	(11,357)	-	-	-	-	-	-	-
-	24,150	-	-	(924)	-	-	90	-
-	-	-	-	(628)	-	-	25	-
-	-	-	-	300	-	-	(174)	-
\$ <u>12,303</u>			\$ <u>(956)</u>			\$ <u>(361)</u>		

**ENTERPRISE FUNDS
COMBINING SCHEDULE OF REVENUES AND EXPENSES
BUDGET AND ACTUAL (NON-GAAP BASIS)
FOR THE YEAR ENDED JUNE 30, 2003**

(EXPRESSED IN THOUSANDS)

	DONALD J. THIBODEAUX TRAINING COMPLEX			TOTAL BUDGETED ENTERPRISE FUNDS		
	BUDGET	ACTUAL	VARIANCE FAVORABLE (UNFAVORABLE)	BUDGET	ACTUAL	VARIANCE FAVORABLE (UNFAVORABLE)
OPERATING REVENUES:						
INTERGOVERNMENTAL REVENUES	\$ 3,554	\$ 4,176	\$ 622	\$ 5,698	\$ 6,203	\$ 505
SALES OF COMMODITIES AND SERVICES	12,830	9,392	(3,438)	47,247	43,871	(3,376)
OTHER			-	45,000	20,358	(24,642)
TOTAL OPERATING REVENUES	16,384	13,568	(2,816)	97,945	70,432	(27,513)
OPERATING EXPENSES:						
PERSONAL SERVICES	2,103	2,030	73	8,700	8,517	183
TRAVEL	60	55	5	188	111	77
OPERATING SERVICES	680	543	137	3,160	2,008	1,152
SUPPLIES	547	315	232	22,212	19,977	2,235
PROFESSIONAL SERVICES	173	91	82	966	629	337
CAPITAL OUTLAY	852	557	295	2,530	1,319	1,211
INTERAGENCY TRANSFERS	407	191	216	1,731	1,212	519
OTHER	11,562	7,525	4,037	58,458	33,738	24,720
TOTAL OPERATING EXPENSES	16,384	11,307	5,077	97,945	67,511	30,434
OPERATING INCOME (LOSS)	-	2,261	2,261	-	2,921	2,921
NONOPERATING REVENUES (EXPENSES):						
USE OF MONEY AND PROPERTY	-	-	-	-	85	85
GAIN (LOSS) ON DISPOSAL OF FIXED ASSETS	-	(2)	(2)	-	(535)	(535)
FEDERAL GRANTS	-	-	-	-	-	-
INTEREST EXPENSE	-	-	-	-	(76)	(76)
OTHER	-	-	-	-	316	316
TOTAL NONOPERATING REVENUES (EXPENSES)	-	(2)	(2)	-	(210)	(210)
INCOME (LOSS) BEFORE CONTRIBUTIONS AND TRANSFER	-	2,259	2,259	-	2,711	2,711
CAPITAL CONTRIBUTIONS	-	-	-	-	4,297	4,297
OPERATING TRANSFERS IN	-	-	-	-	-	-
OPERATING TRANSFERS OUT	-	-	-	-	(901)	(901)
NET CONTRIBUTIONS AND OPERATING TRANSFERS	-	-	-	-	3,396	3,396
BUDGETED INCOME (LOSS)	\$ -	\$ 2,259	\$ 2,259	\$ -	\$ 6,107	\$ 6,107
RECONCILING ITEMS:						
CASH CARRYOVER		(1,439)			(5,783)	
DEPRECIATION		(584)			(1,848)	
PAYROLL ACCRUAL		-			(156)	
COMPENSATED ABSENCES ADJUSTMENT		(108)			(107)	
CAPITAL OUTLAY		53			767	
CHANGE IN INVENTORY		(8)			166	
BAD DEBTS EXPENSE		-			(2)	
PREPAID EXPENSES		-			(2)	
PRINCIPAL PAYMENT		-			(53)	
LOAN PRINCIPAL REPAYMENTS INCLUDED IN REVENUE		-			(11,357)	
LOAN DISBURSEMENTS INCLUDED IN EXPENSES		-			24,150	
ACCOUNTS RECEIVABLE ADJUSTMENT		(156)			(847)	
ACCOUNTS PAYABLE/ESTIMATED LIABILITIES ADJUSTMENT		97			(502)	
OTHER		70			516	
CHANGE IN NET ASSETS		\$ 184			\$ 11,049	



STATE OF LOUISIANA
BUDGETARY COMPARISON SCHEDULE
BUDGET TO ACTUAL (NON-GAAP BUDGETARY BASIS)
BOND SECURITY AND REDEMPTION FUND
FOR THE YEAR ENDED JUNE 30, 2003

(EXPRESSED IN THOUSANDS)

BOND SECURITY AND REDEMPTION FUND				
	BUDGETED AMOUNTS		ACTUAL AMOUNTS	VARIANCE WITH
	ORIGINAL	FINAL	BUDGETARY BASIS	FINAL BUDGET POSITIVE (NEGATIVE)
REVENUES:				
INTERGOVERNMENTAL	\$ 18,350	\$ 22,349	\$ 10,781	\$ (11,568)
TAXES	6,352,200	6,141,600	6,216,609	75,009
GAMING	719,176	700,300	694,370	(5,930)
TOBACCO SETTLEMENT	25,800	58,300	66,234	7,934
USE OF MONEY AND PROPERTY	347,247	539,297	490,786	(48,511)
LICENSES, PERMITS, AND FEES	248,657	241,700	357,487	115,787
SALES OF COMMODITIES	52,166	45,844	64,319	18,475
OTHER	395,200	520,808	702,841	182,033
INTERAGENCY TRANSFERS	732,009	895,472	735,645	(159,827)
TOTAL REVENUES	<u>8,890,805</u>	<u>9,165,670</u>	<u>9,339,072</u>	<u>173,402</u>
EXPENDITURES:				
CURRENT:				
GENERAL GOVERNMENT				-
CULTURE, RECREATION, AND TOURISM				-
TRANSPORTATION AND DEVELOPMENT				-
PUBLIC SAFETY				-
HEALTH AND WELFARE				-
CORRECTIONS				-
CONSERVATION				-
EDUCATION				-
OTHER				-
INTERGOVERNMENTAL				-
DEBT SERVICE	306,233	306,233	299,061	7,172
TOTAL EXPENDITURES	<u>306,233</u>	<u>306,233</u>	<u>299,061</u>	<u>7,172</u>
EXCESS (DEFICIENCY) OF REVENUES OVER EXPENDITURES	<u>8,584,572</u>	<u>8,859,437</u>	<u>9,040,011</u>	<u>180,574</u>
OTHER FINANCING SOURCES (USES):				
TRANSFERS IN			26,526	26,526
TRANSFERS OUT	(8,584,572)	(8,859,437)	(9,066,537)	(207,100)
TOTAL OTHER FINANCING SOURCES AND USES	<u>(8,584,572)</u>	<u>(8,859,437)</u>	<u>(9,040,011)</u>	<u>(180,574)</u>
EXCESS (DEFICIENCY) OF REVENUES AND OTHER FINANCING SOURCES OVER EXPENDITURES AND OTHER USES	<u>\$ -</u>	<u>\$ -</u>	<u>\$ -</u>	<u>\$ -</u>

The Notes to Required Supplementary Information are an integral part of this schedule.



**State of Louisiana
Statement of Cash Flows
Louisiana State University System
For the Year Ended June 30, 2003**

Cash flow from operating activities

Tuition and fees	\$ 201,373
Federal appropriations	11,304
Grants and contracts	361,601
Sales and services of educational departments	175,554
Hospital income	1,021,957
Auxiliary enterprise receipts	127,329
Payments for employee compensation	(1,264,185)
Payments for benefits	(231,390)
Payments for utilities	(47,482)
Payments for supplies and services	(815,346)
Payments for scholarships and fellowships	(33,937)
Loans to students	(7,043)
Collection of loans to students	6,649
Other receipts (payments)	20,155
Net cash provided (used) by operating activities	\$ (473,461)

Cash flows from non-capital financing activities

State appropriations	\$ 518,208
Gifts and grants for other than capital purposes	13,980
Private gifts for endowment purposes	187
TOPS receipts	45,222
TOPS disbursements	(44,610)
Direct Lending receipts	-
Direct Lending disbursements	-
Federal Family Education Loan Program receipts	-
Federal Family Education Loan Program disbursements	-
Other receipts (payments)	(14,277)
Net cash provided by noncapital financing sources	\$ 518,710

Cash flows from capital financing activities

Proceeds from capital debt	\$ 20,245
Capital appropriations received	43,828
Capital grants and gifts received	28,387
Proceeds from sale of capital assets	-
Purchases of capital assets	(157,850)
Principal paid on capital debt and leases	(22,393)
Interest paid on capital debt and leases	(9,274)
Deposit with trustees	-
Other sources	3,523
Net cash used by capital financing activities	\$ (93,534)

Cash flows from investing activities

Proceeds from sales and maturities of investments	\$ 39,783
Interest received on investments	11,929
Purchase of investments	(23,113)
Net cash provided (used) by investing activities	\$ 28,599

Net increase (decrease) in cash and cash equivalents \$ (19,686)

Cash and cash equivalents at beginning of the year 300,144

Cash and cash equivalents at the end of the year \$ 280,458

**Reconciliation of Net Operating Revenues (Expenses)
to Net Cash Provided (used) by Operating Activities**

Operating income (loss)	\$ <u>(645,369)</u>
Adjustments to reconcile net income (loss) to net cash provided by operating activities:	
Depreciation expense	<u>85,226</u>
Changes in assets and liabilities:	
(Increase) decrease in accounts receivables, net	<u>13,404</u>
(Increase) decrease in inventories	<u>1,565</u>
(Increase) decrease in deferred charges and prepaid expenses	<u>488</u>
(Increase) decrease in notes receivable	<u>(210)</u>
(Increase) decrease in other assets	<u>(23,103)</u>
Increase (decrease) in accounts payable	<u>58,909</u>
Increase (decrease) in deferred revenue	<u>2,155</u>
Increase (decrease) in amounts held in custody for others	<u>1,962</u>
Increase (decrease) in compensated absences	<u>5,881</u>
Increase (decrease) in other liabilities	<u>25,631</u>
Net cash provided (used) by operating activities:	<u>\$ <u>(473,461)</u></u>

Reconciliation of Cash and Cash Equivalents to the Statement of Net Assets

Cash and cash equivalents classified as current assets	\$ <u>230,499</u>
Cash and cash equivalents classified as noncurrent assets	<u>49,959</u>
	<u>\$ <u>280,458</u></u>

**State of Louisiana
Statement of Cash Flows
University of Louisiana System
For the Year Ended June 30, 2003**

Cash flow from operating activities

Tuition and fees	\$ 176,407
Federal appropriations	-
Grants and contracts	177,077
Sales and services of educational departments	3,361
Hospital income	-
Auxiliary enterprise receipts	65,062
Payments for employee compensation	(366,302)
Payments for benefits	(72,528)
Payments for utilities	(29,449)
Payments for supplies and services	(137,401)
Payments for scholarships and fellowships	(71,220)
Loans to students	(5,829)
Collection of loans to students	5,175
Other receipts (payments)	(6,583)
Net cash provided (used) by operating activities	\$ (262,230)

Cash flows from non-capital financing activities

State appropriations	\$ 287,911
Gifts and grants for other than capital purposes	4,145
Private gifts for endowment purposes	2,459
TOPS receipts	39,383
TOPS disbursements	(39,498)
Direct Lending receipts	-
Direct Lending disbursements	-
Federal Family Education Loan Program receipts	158,597
Federal Family Education Loan Program disbursements	(158,608)
Other receipts (payments)	(510)
Net cash provided by noncapital financing sources	\$ 293,879

Cash flows from capital financing activities

Proceeds from capital debt	\$ 45,361
Capital appropriations received	26,201
Capital grants and gifts received	5,651
Proceeds from sale of capital assets	1,629
Purchases of capital assets	(71,459)
Principal paid on capital debt and leases	(5,356)
Interest paid on capital debt and leases	(3,529)
Deposit with trustees	23
Other sources	(4,473)
Net cash used by capital financing activities	\$ (5,952)

Cash flows from investing activities

Proceeds from sales and maturities of investments	\$ 46,660
Interest received on investments	5,550
Purchase of investments	(44,339)
Net cash provided (used) by investing activities	\$ 7,871

Net increase (decrease) in cash and cash equivalents \$ 33,568

Cash and cash equivalents at beginning of the year 132,261

Cash and cash equivalents at the end of the year \$ 165,829

**Reconciliation of Net Operating Revenues (Expenses)
to Net Cash Provided (used) by Operating Activities**

Operating income (loss)	\$ (299,324)
Adjustments to reconcile net income (loss) to net cash	

**Reconciliation of Net Operating Revenues (Expenses)
to Net Cash Provided (used) by Operating Activities**

Operating income (loss)	\$ _____ (299,324)
Adjustments to reconcile net income (loss) to net cash provided by operating activities:	
Depreciation expense	_____ 36,401
Changes in assets and liabilities:	
(Increase) decrease in accounts receivables, net	_____ (3,432)
(Increase) decrease in inventories	_____ 274
(Increase) decrease in deferred charges and prepaid expenses	_____ 1,608
(Increase) decrease in notes receivable	_____ 13
(Increase) decrease in other assets	_____ (151)
Increase (decrease) in accounts payable	_____ 3,394
Increase (decrease) in deferred revenue	_____ (98)
Increase (decrease) in amounts held in custody for others	_____ 575
Increase (decrease) in compensated absences	_____ 1,686
Increase (decrease) in other liabilities	_____ (3,176)
Net cash provided (used) by operating activities:	\$ _____ (262,230)

Reconciliation of Cash and Cash Equivalents to the Statement of Net Assets

Cash and cash equivalents classified as current assets	\$ _____ -
Cash and cash equivalents classified as noncurrent assets	_____ -
	\$ _____ -

State of Louisiana
Statement of Cash Flows
Southern University System
For the Year Ended June 30, 2003

Cash flow from operating activities

Tuition and fees	\$ 22,791
Federal appropriations	-
Grants and contracts	57,257
Sales and services of educational departments	4
Hospital income	-
Auxiliary enterprise receipts	12,747
Payments for employee compensation	(96,497)
Payments for benefits	(19,104)
Payments for utilities	(5,193)
Payments for supplies and services	(40,061)
Payments for scholarships and fellowships	(20,291)
Loans to students	(58)
Collection of loans to students	-
Other receipts (payments)	4,027
Net cash provided (used) by operating activities	\$ (84,378)

Cash flows from non-capital financing activities

State appropriations	\$ 75,714
Gifts and grants for other than capital purposes	6,565
Private gifts for endowment purposes	62
TOPS receipts	3,119
TOPS disbursements	(3,124)
Direct Lending receipts	1,355
Direct Lending disbursements	(1,355)
Federal Family Education Loan Program receipts	88,629
Federal Family Education Loan Program disbursements	(88,629)
Other receipts (payments)	3,602
Net cash provided by noncapital financing sources	\$ 85,938

Cash flows from capital financing activities

Proceeds from capital debt	\$ -
Capital appropriations received	1,465
Capital grants and gifts received	1,351
Proceeds from sale of capital assets	-
Purchases of capital assets	(4,427)
Principal paid on capital debt and leases	(140)
Interest paid on capital debt and leases	(90)
Deposit with trustees	-
Other sources	-
Net cash used by capital financing activities	\$ (1,841)

Cash flows from investing activities

Proceeds from sales and maturities of investments	\$ (39)
Interest received on investments	406
Purchase of investments	4
Net cash provided (used) by investing activities	\$ 371

Net increase (decrease) in cash and cash equivalents \$ 90

Cash and cash equivalents at beginning of the year 31,300

Cash and cash equivalents at the end of the year \$ 31,390

**Reconciliation of Net Operating Revenues (Expenses)
to Net Cash Provided (used) by Operating Activities**

Operating income (loss)	\$ <u>(93,664)</u>
Adjustments to reconcile net income (loss) to net cash provided by operating activities:	
Depreciation expense	<u>7,780</u>
Changes in assets and liabilities:	
(Increase) decrease in accounts receivables, net	<u>(1,701)</u>
(Increase) decrease in inventories	<u>45</u>
(Increase) decrease in deferred charges and prepaid expenses	<u>(85)</u>
(Increase) decrease in notes receivable	<u>-</u>
(Increase) decrease in other assets	<u>437</u>
Increase (decrease) in accounts payable	<u>2,367</u>
Increase (decrease) in deferred revenue	<u>(347)</u>
Increase (decrease) in amounts held in custody for others	<u>-</u>
Increase (decrease) in compensated absences	<u>1,024</u>
Increase (decrease) in other liabilities	<u>(234)</u>
Net cash provided (used) by operating activities:	<u>\$ <u>(84,378)</u></u>

Reconciliation of Cash and Cash Equivalents to the Statement of Net Assets

Cash and cash equivalents classified as current assets	\$ <u>22,229</u>
Cash and cash equivalents classified as noncurrent assets	<u>9,161</u>
	<u>\$ <u>31,390</u></u>

State of Louisiana
Statement of Cash Flows
Louisiana Community and Technical College System
For the Year Ended June 30, 2001

Cash flow from operating activities	
Tuition and fees	\$ 43,040
Federal appropriations	
Grants and contracts	73,140
Sales and services of educational departments	1,495
Hospital income	
Auxiliary enterprise receipts	4,272
Payments for employee compensation	(131,017)
Payments for benefits	(28,670)
Payments for utilities	(6,928)
Payments for supplies and services	(79,247)
Payments for scholarships and fellowships	(22,080)
Loans to students	
Collection of loans to students	
Other receipts (payments)	3,531
Net cash provided (used) by operating activities	\$ (142,464)
Cash flows from non-capital financing activities	
State appropriations	\$ 146,305
Gifts and grants for other than capital purposes	2,319
Private gifts for endowment purposes	48
TOPS receipts	1,005
TOPS disbursements	(840)
Direct Lending receipts	3,442
Direct Lending disbursements	(3,442)
Federal Family Education Loan Program receipts	5,400
Federal Family Education Loan Program disbursements	(5,400)
Other receipts (payments)	155
Net cash provided by noncapital financing sources	\$ 148,992
Cash flows from capital financing activities	
Proceeds from capital debt	\$ 116,922
Capital appropriations received	10
Capital grants and gifts received	99
Proceeds from sale of capital assets	(32)
Purchases of capital assets	(16,004)
Principal paid on capital debt and leases	(103)
Interest paid on capital debt and leases	(257)
Deposit with trustees	
Other sources	(1)
Net cash used by capital financing activities	\$ 100,634
Cash flows from investing activities	
Proceeds from sales and maturities of investments	\$ 953
Interest received on investments	(236)
Purchase of investments	717
Net cash provided (used) by investing activities	\$ 717
Net increase (decrease) in cash and cash equivalents	\$ 107,879
Cash and cash equivalents at beginning of the year	22,682
Cash and cash equivalents at the end of the year	\$ 130,561

**Reconciliation of Net Operating Revenues (Expenses)
to Net Cash Provided (used) by Operating Activities**

Operating income (loss)	\$	<u>(143,031)</u>
Adjustments to reconcile net income (loss) to net cash provided by operating activities:		
Depreciation expense		<u>7,769</u>
Changes in assets and liabilities:		
(Increase) decrease in accounts receivables, net		<u>(15,288)</u>
(Increase) decrease in inventories		<u>(11)</u>
(Increase) decrease in deferred charges and prepaid expenses		<u>(15)</u>
(Increase) decrease in notes receivable		
(Increase) decrease in other assets		<u>(51)</u>
Increase (decrease) in accounts payable		<u>5,837</u>
Increase (decrease) in deferred revenue		<u>1,082</u>
Increase (decrease) in amounts held in custody for others		<u>28</u>
Increase (decrease) in compensated absences		<u>1,115</u>
Increase (decrease) in other liabilities		<u>101</u>
Net cash provided (used) by operating activities:	\$	<u><u>(142,464)</u></u>

Reconciliation of Cash and Cash Equivalents to the Statement of Net Assets

Cash and cash equivalents classified as current assets	\$	<u>22,681</u>
Cash and cash equivalents classified as noncurrent assets		<u>107,880</u>
	\$	<u><u>130,561</u></u>

**State of Louisiana
Statement of Cash Flows
Board of Regents
For the Year Ended June 30, 2001**

Cash flow from operating activities	
Tuition and fees	\$ -
Federal appropriations	-
Grants and contracts	5,210
Sales and services of educational departments	1,411
Hospital income	-
Auxiliary enterprise receipts	-
Payments for employee compensation	(3,481)
Payments for benefits	(708)
Payments for utilities	-
Payments for supplies and services	(44,099)
Payments for scholarships and fellowships	-
Loans to students	-
Collection of loans to students	-
Other receipts (payments)	-
Net cash provided (used) by operating activities	\$ (41,667)
Cash flows from non-capital financing activities	
State appropriations	\$ 42,839
Gifts and grants for other than capital purposes	-
Private gifts for endowment purposes	-
TOPS receipts	-
TOPS disbursements	-
Direct Lending receipts	-
Direct Lending disbursements	-
Federal Family Education Loan Program receipts	-
Federal Family Education Loan Program disbursements	-
Other receipts (payments)	-
Net cash provided by noncapital financing sources	\$ 42,839
Cash flows from capital financing activities	
Proceeds from capital debt	\$ -
Capital appropriations received	-
Capital grants and gifts received	-
Proceeds from sale of capital assets	-
Purchases of capital assets	(78)
Principal paid on capital debt and leases	-
Interest paid on capital debt and leases	-
Deposit with trustees	-
Other sources	-
Net cash used by capital financing activities	\$ (78)
Cash flows from investing activities	
Proceeds from sales and maturities of investments	\$ -
Interest received on investments	-
Purchase of investments	-
Net cash provided (used) by investing activities	\$ -
Net increase (decrease) in cash and cash equivalents	\$ 1,094
Cash and cash equivalents at beginning of the year	427
Cash and cash equivalents at the end of the year	\$ 1,521

**Reconciliation of Net Operating Revenues (Expenses)
to Net Cash Provided (used) by Operating Activities**

Operating income (loss)	\$ <u>(65,056)</u>
Adjustments to reconcile net income (loss) to net cash provided by operating activities:	
Depreciation expense	<u>44</u>
Changes in assets and liabilities:	
(Increase) decrease in accounts receivables, net	<u>(2,601)</u>
(Increase) decrease in inventories	<u>78</u>
(Increase) decrease in deferred charges and prepaid expenses	<u></u>
(Increase) decrease in notes receivable	<u></u>
(Increase) decrease in other assets	<u>(99)</u>
Increase (decrease) in accounts payable	<u>25,848</u>
Increase (decrease) in deferred revenue	<u></u>
Increase (decrease) in amounts held in custody for others	<u></u>
Increase (decrease) in compensated absences	<u>119</u>
Increase (decrease) in other liabilities	<u></u>
Net cash provided (used) by operating activities:	<u>\$ <u>(41,667)</u></u>

Reconciliation of Cash and Cash Equivalents to the Statement of Net Assets

Cash and cash equivalents classified as current assets	\$ <u>1,521</u>
Cash and cash equivalents classified as noncurrent assets	<u>-</u>
	<u>\$ <u>1,521</u></u>